



# Women's Basketball

1818 Chouteau Ave. • St. Louis, MO 63103 • (314) 421-0339 • (314) 421-0620  
 December 2, 2002 - Release No. 3 • Contact: Mike Kern

## 2002-03 Standings (through Monday, Dec. 2)

	Missouri Valley				Overall Records			
	W-L	Pct.	PF	PA	W-L	Pct.	PF	PA
Wichita State	0 - 0	.000	0.0	0.0	3 0	1.000	71.3	58.3
Indiana State	0 - 0	.000	0.0	0.0	2 0	1.000	80.0	53.0
Drake	0 - 0	.000	0.0	0.0	3 1	.750	65.5	56.5
Bradley	0 - 0	.000	0.0	0.0	2 1	.667	77.0	67.0
Creighton	0 - 0	.000	0.0	0.0	2 1	.667	66.0	58.3
UNI	0 - 0	.000	0.0	0.0	2 2	.500	76.0	76.2
SMS	0 - 0	.000	0.0	0.0	1 2	.333	72.3	75.0
Evansville	0 - 0	.000	0.0	0.0	1 2	.333	61.0	69.7
Southern Illinois	0 - 0	.000	0.0	0.0	1 2	.333	61.0	71.3
Illinois State	0 - 0	.000	0.0	0.0	1 3	.250	64.8	72.5

Home Record in Conference Games: 0-0 Non-MVC: 18-14 • Home: 9-5 • Away/Neut: 9-9

## Recent Results & Upcoming Schedule

### Mon., Nov. 25

Kentucky 79, Southern Illinois 53  
 Butler 59, Illinois State 57

### Tues., Nov. 26

Missouri 77, Bradley 76  
 Austin Peay State 85, Evansville 64  
 Indiana State 73, Western Illinois 47  
 Iowa 98, Northern Iowa 68  
 SMS 85, Southeast Missouri State 67  
 Wichita State 76, Oklahoma State 66

### Wed., Nov. 27

Drake 63, No. 18 Iowa State 61

### Fri., Nov. 29

Houston 92, UNI 74  
 Wichita State 75, Stephen F. Austin 55  
 Montana 63, Drake 56  
 Illinois State 77, IUPUI 60

### Sat., Nov. 30

Drake 75, Brown 67  
 UNI 88, Sam Houston State 49  
 Southern Illinois 70, Tennessee Tech 66  
 Wichita State 63, Texas-San Antonio 54  
 Bradley 83, Loyola 59

### Sun., Dec. 1

IUPUI 66, Evansville 59  
 Illinois 71, Illinois State 46  
 Creighton 55, Nebraska 40

### Tues., Dec. 3

Western Illinois at Bradley 7:05 pm

### Wed., Dec. 4

Creighton at Texas Tech 7:15 pm  
 Kentucky at Evansville 7 pm  
 Southern Illinois at Tennessee State 5 pm  
 SMS at Saint Louis 7 pm

### Thurs., Dec. 5

Illinois State at Illinois-Chicago 7 pm  
 Wichita State at New Mexico State 7 pm  
 Drake at Nebraska 7:05 pm

### Fri., Dec. 6

Bradley at Stony Brook Tournament

### Sat., Dec. 7

Bradley at Stony Brook Tournament  
 Evansville vs. Colorado 3 pm  
 Southern Illinois at Eastern Illinois 7:10 pm  
 Wichita State at Northern Arizona 7 pm  
 Illinois State at Northern Illinois 4:05 pm  
 Dayton at Drake 2:05 pm  
 Indiana State at Butler 4:30 pm est

### Sun., Dec. 8

Evansville at Oakland Tribune Classic  
 Iowa State at UNI (UNI-Dome) 4:05 pm  
 Iowa at Creighton 3:05 pm

### Mon., Dec. 9

Drake at Tulane 7 pm  
 Oklahoma at Wichita State 7 pm

Times CST, unless noted, and subject to change

## Valley Out to 18-14 Start

The Missouri Valley Conference has jumped to an 18-14 non-conference record to start the season. Indiana State and Wichita State remain perfect at 2-0 and 3-0, respectively, while six Valley schools are at .500 or better.

## Phase I, Complete

Drake began its quest for the mythical Iowa state championship on the right foot as the Bulldogs downed No. 18 Iowa State this past week, 63-61, in Ames. Drake hosts Big 10 foe Iowa (coached by former DU coach Lisa Bluder) on Dec. 21. Drake, of course, plays UNI twice during the regular season (Jan. 2 & March 6).

## League Ranks No. 11

The Missouri Valley Conference ranks No. 11 in the second installment of the Ratings Percentage Index (RPI), compiled by the WBCA and Richie Summerville. The Valley has been in the nation's Top 12 (including 10th last year) in five of the past six seasons.

## Valley Scoreboard Phone

Scores and highlights from each night will be available by calling the Valley Scoreboard Phone at (314) 997-9877.

## Valley Player of the Week

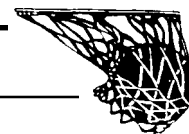
Each week a panel consisting of regional and national media will select a player of the week. Winners will be available by Mondays.

## Weekly Coaches Briefings

The Missouri Valley Conference will conduct weekly coaches teleconferences, featuring the league's 10 women's basketball head coaches, beginning Tuesday, Jan. 7. Conferences begin at 11:50 a.m. CST. To participate in the weekly coaches briefings, call 913-981-5509.

**www.mvc.org**

# 2002-03 Missouri Valley Conference Women's Basketball



## State Farm/Missouri Valley Player of the Week (Dec. 2)

**Carlesa Dixon, Wichita State  
6-0, Jr., Fwd.  
Dallas, Texas**

Carlesa Dixon of Wichita State is the league's Player of the Week. Dixon averaged 20.7 points and 11.7 rebounds per game last week in leading Wichita State to wins over Oklahoma State, Stephen F. Austin and Texas-San Antonio. For the week Dixon, who was named to the UTSA Classic all-tournament team, started all three games, averaged 33.7 minutes, recorded four assists, four steals and a block.

### *Previous Winners:*

N25 -- Dena Williams, Bradley  
D2 -- Carlesa Dixon, Wichita State

### *Other Notables:*

**Mandy Sides, BU** -- Sides averaged 10.0 points per game and 5.0 rebounds per game, while shooting 61.5 percent from the field.

**Laura Spanheimer, CU** -- Spanheimer had a career-high eight steals vs. Nebraska. She had 14 points, making four three-pointers.

**Carla Bennett, DU** -- Carla was named to the Dead River Company Classic all-tournament team after averaging 19.5 points, 7.5 rebounds and 2.0 steals while shooting 70 percent from the field for the Bulldogs in two games.

**Jamie Gray, UE** -- Jamie Gray averaged a double-double this past week for the Purple Aces in road contests at Austin Peay and IUPUI. Gray averaged 19.0 points and 10.0 rebounds in the Aces' two games.

**Zora Skrabalova, ILS** -- Skrabalova had her second double-double of the season against Illinois (10 pts., 14 rebounds).

**Kourtney Mennen, INS** -- Mennen recorded a season-high 31 points on the strength of a 10-18 shooting effort (4-8 from behind the three-point line) and a perfect 7-7 from the charity stripe. Mennen also had two steals, an assist, and three rebounds.

**Katie Miller, UNI** -- Miller had 25 points against Iowa, 26 points against Houston, and 18 points against Sam Houston to lead the Panthers in scoring in all three games.

**Katie Berwanger, SIU** -- Berwanger scored 24 points and pulled down 16 rebounds in two games last week (12.0 / 8.0 averages)

**Jenni Lingor, SMS** -- Lingor had 30 points and 13 rebounds, both career-highs, in leading SMS to an 85-76 victory over Southeast Missouri State. She was 11-for-20 from the floor and 6-of-9 from the line with four assists and four steals.

## BU .. Home Sweet Home

Bradley returned to the friendly confines of Robertson Memorial Field House where the Braves rolled past Loyola-Chicago, 83-59, on Nov. 30. BU improved to 20-8 in home openers and has now won eight consecutive home games in 2001-02 and are 10-3 (.769) at Robertson since the start of 2001-02.

## CU .. Stealing the Show

Sophomore Laura Spanheimer notched a career-high eight steals in the win against Nebraska. She leads the league in steals this season, averaging 6.0 through CU's three games. Her 77 steals last year was third-best all-time in MVC history for a freshman. The league record for a sophomore is 112 (4.0 spg).

## DU .. Super Frosh

Freshman Nicole Denmon is averaging 11.3 points in 20.3 minutes a game. The youngster is one of Drake's top three-point shooters, having made at least one three-point basket in each of the Bulldogs' four games this season.

## UE .. Double Shades of Gray

UE junior Jamie Gray notched her fourth career double-double on Sunday at IUPUI. She scored a career-high 22 points on 10-of-20 shooting from the floor, and she also hauled in 12 rebounds. Gray averaged a double-double for the week with 19.0 points and 10.0 rebounds per contest.

## ILS .. Right On Target

Four games into the season, the Redbirds already look like a better shooting team than in recent years with Zora Skrabalova (20-35, .571), Jaci McCormack (13-26, .500) and Katie Donovan (9-18, .500) all shooting .500 or better. The last time at Redbird player shot above 50 percent for a season was 1997-98, when Corinne Vossel shot .531 to lead the team.

## INS .. Helping Hand

Freshman Melanie Boeglin is making an impact early on as the Sycamore's court leader with 13 assists so far this season. Her 6.5 assists per game not only leads her team in the season's early going, but it also leads the MVC.

## UNI .. Miller Time

The league's leading scorer is none other than Katie Miller of UNI. She has led the Panthers in scoring in all four games this, and has led the Panthers in scoring in eight of the past nine games. The junior is averaging 23.0 points per game this year to top the Valley.

## SIU .. Meet The Press

Midway through the second half against Tennessee Tech (11/30), SIU applied a tenacious full-court press which smothered the Golden Eaglettes into committing eight turnovers in just three minutes. The Salukis overcame an 18-point deficit to post a 70-66 win, marking their first over the Golden Eaglettes since 1996-97.

## SMS .. Spreading the Wealth

The Lady Bears have been led in scoring by four different players in their first three games with those same four players, including two newcomers, averaging double figures. Jenni Lingor is the SMS pace setter with an average of 17.3 points per game, followed by Sarah Klaassen's 14.0 average.

## WSU .. Road Warriors

The Shockers are 3-0 after opening the season with wins at Stillwater, Okla. (Oklahoma State) and San Antonio, Texas (Stephen F. Austin, UTSA). WSU, who had not won three straight road games to begin the season under fifth-year head coach Darryl Smith, outscored opponents by an average of nearly 10 points in its first three games.

# 2002-03 Missouri Valley Conference Women's Basketball



## TEAM ALL-GAME STATISTICS (through Monday, Dec. 2)

### SCORING OFFENSE

## Team	G	W-L	Pts	Avg/G
1.Indiana State.....	2	2-0	160	80.0
2.Bradley.....	3	2-1	231	77.0
3.UNI.....	4	2-2	304	76.0
4.SMS.....	3	1-2	217	72.3
5.Wichita State.....	3	3-0	214	71.3
6.Creighton.....	3	2-1	198	66.0
7.Drake.....	4	3-1	262	65.5
8.Illinois State.....	4	1-3	259	64.8
9.Evansville.....	3	1-2	183	61.0
Southern Illinois...	3	1-2	183	61.0

### SCORING DEFENSE

## Team	G	Pts	Avg/G
1.Indiana State.....	2	106	53.0
2.Drake.....	4	226	56.5
3.Wichita State.....	3	175	58.3
Creighton.....	3	175	58.3
5.Bradley.....	3	201	67.0
6.Evansville.....	3	209	69.7
7.Southern Illinois...	3	214	71.3
8.Illinois State.....	4	290	72.5
9.SMS.....	3	225	75.0
10.UNI.....	4	305	76.2

### SCORING MARGIN

## Team	G	OFF	DEF	Margin
1.Indiana State.....	2	80.0	53.0	+27.0
2.Wichita State.....	3	71.3	58.3	+13.0
3.Bradley.....	3	77.0	67.0	+10.0
4.Drake.....	4	65.5	56.5	+9.0
5.Creighton.....	3	66.0	58.3	+7.7
6.UNI.....	4	76.0	76.2	-0.2
7.SMS.....	3	72.3	75.0	-2.7
8.Illinois State.....	4	64.8	72.5	-7.8
9.Evansville.....	3	61.0	69.7	-8.7
10.Southern Illinois...	3	61.0	71.3	-10.3

### FREE THROW PERCENTAGES

## Team	G	FTM	FTA	Pct
1.Creighton.....	3	38	47	.809
2.UNI.....	4	60	82	.732
3.Southern Illinois...	3	47	65	.723
4.Evansville.....	3	45	63	.714
5.SMS.....	3	44	63	.698
6.Drake.....	4	60	89	.674
7.Wichita State.....	3	40	60	.667
8.Indiana State.....	2	45	68	.662
9.Bradley.....	3	41	63	.651
10.Illinois State.....	4	50	77	.649

### FIELD GOAL PERCENTAGES

## Team	G	FG	FGA	Pct
1.SMS.....	3	77	163	.472
2.Bradley.....	3	90	203	.443
3.Indiana State.....	2	50	118	.424
4.Illinois State.....	4	97	235	.413
5.Wichita State.....	3	77	190	.405
6.Drake.....	4	90	223	.404
7.UNI.....	4	112	279	.401
8.Evansville.....	3	63	163	.387
9.Southern Illinois...	3	63	165	.382
10.Creighton.....	3	71	197	.360

### FIELD GOAL PCT DEFENSE

## Team	G	FG	FGA	Pct
1.Indiana State.....	2	40	118	.339
2.Drake.....	4	80	228	.351
3.Wichita State.....	3	66	172	.384
4.Illinois State.....	4	96	241	.398
5.Creighton.....	3	61	153	.399
6.Evansville.....	3	76	189	.402
7.UNI.....	4	111	265	.419
8.Bradley.....	3	70	166	.422
9.Southern Illinois...	3	75	175	.429
10.SMS.....	3	83	185	.449

### 3-POINT FIELD GOAL PERCENTAGES

## Team	G	FG	FGA	Pct
1.Indiana State.....	2	15	39	.385
2.Wichita State.....	3	20	53	.377
3.SMS.....	3	19	52	.365
4.UNI.....	4	20	62	.323
5.Creighton.....	3	18	62	.290
6.Illinois State.....	4	15	54	.278
7.Drake.....	4	22	82	.268
8.Bradley.....	3	10	45	.222
9.Evansville.....	3	12	55	.218
10.Southern Illinois...	3	10	49	.204

### 3-POINT FIELD GOAL PCT DEFENSE

## Team	G	FG	FGA	Pct
1.Indiana State.....	2	7	36	.194
2.Creighton.....	3	4	18	.222
3.Drake.....	4	17	70	.243
4.Southern Illinois...	3	13	51	.255
5.UNI.....	4	17	64	.266
6.Evansville.....	3	16	51	.314
7.Illinois State.....	4	20	62	.323
8.Bradley.....	3	15	45	.333
9.Wichita State.....	3	16	47	.340
10.SMS.....	3	27	65	.415

### REBOUNDING OFFENSE

## Team	G	Reb	Avg/G
1.UNI.....	4	176	44.0
2.Wichita State.....	3	125	41.7
3.Illinois State.....	4	165	41.2
4.Bradley.....	3	123	41.0
5.SMS.....	3	121	40.3
6.Creighton.....	3	120	40.0
7.Indiana State.....	2	75	37.5
8.Drake.....	4	148	37.0
9.Southern Illinois...	3	105	35.0
10.Evansville.....	3	101	33.7

### REBOUNDING DEFENSE

## Team	G	Reb	Avg/G
1.SMS.....	3	90	30.0
2.Wichita State.....	3	108	36.0
3.Bradley.....	3	109	36.3
4.Illinois State.....	4	148	37.0
5.Southern Illinois...	3	112	37.3
6.Creighton.....	3	113	37.7
7.Drake.....	4	163	40.8
8.UNI.....	4	168	42.0
9.Evansville.....	3	128	42.7
10.Indiana State.....	2	91	45.5

# 2002-03 Missouri Valley Conference Women's Basketball



## TEAM ALL-GAME STATISTICS (through Monday, Dec. 2)

### REBOUNDING MARGIN

## Team	G	TEAM	Avg	OPP	Avg	Margin
1.SMS.....	3	121	40.3	90	30.0	+10.3
2.Wichita State.....	3	125	41.7	108	36.0	+5.7
3.Bradley.....	3	123	41.0	109	36.3	+4.7
4.Illinois State.....	4	165	41.2	148	37.0	+4.2
5.Creighton.....	3	120	40.0	113	37.7	+2.3
6.UNI.....	4	176	44.0	168	42.0	+2.0
7.Southern Illinois...	3	105	35.0	112	37.3	-2.3
8.Drake.....	4	148	37.0	163	40.8	-3.8
9.Indiana State.....	2	75	37.5	91	45.5	-8.0
10.Evansville.....	3	101	33.7	128	42.7	-9.0

### BLOCKED SHOTS

## Team	G	Blocks	Avg/G
1.Evansville.....	3	20	6.67
2.UNI.....	4	22	5.50
3.Bradley.....	3	10	3.33
4.Drake.....	4	13	3.25
5.Southern Illinois...	3	9	3.00
6.SMS.....	3	8	2.67
7.Creighton.....	3	7	2.33
8.Indiana State.....	2	4	2.00
9.Wichita State.....	3	5	1.67
10.Illinois State.....	4	6	1.50

### ASSISTS

## Team	G	Assists	Avg/G
1.Indiana State.....	2	31	15.50
2.Illinois State.....	4	57	14.25
3.Bradley.....	3	42	14.00
4.Drake.....	4	54	13.50
5.Evansville.....	3	40	13.33
6.UNI.....	4	53	13.25
7.Creighton.....	3	39	13.00
Wichita State.....	3	39	13.00
SMS.....	3	39	13.00
10.Southern Illinois...	3	36	12.00

### STEALS

## Team	G	Steals	Avg/G
1.Creighton.....	3	47	15.67
2.Bradley.....	3	43	14.33
3.Indiana State.....	2	28	14.00
4.Wichita State.....	3	36	12.00
5.UNI.....	4	46	11.50
6.Evansville.....	3	32	10.67
7.Drake.....	4	38	9.50
8.Southern Illinois...	3	25	8.33
9.Illinois State.....	4	32	8.00
10.SMS.....	3	23	7.67

### TURNOVER MARGIN

## Team	G	TEAM	Avg	OPP	Avg	Margin
1.Indiana State.....	2	34	17.0	63	31.5	+14.50
2.Bradley.....	3	58	19.3	78	26.0	+6.67
3.Wichita State.....	3	51	17.0	68	22.7	+5.67
Creighton.....	3	57	19.0	74	24.7	+5.67
5.Drake.....	4	65	16.2	78	19.5	+3.25
6.UNI.....	4	81	20.2	90	22.5	+2.25
7.Evansville.....	3	60	20.0	60	20.0	+0.00
8.Southern Illinois...	3	67	22.3	60	20.0	-2.33
9.Illinois State.....	4	91	22.8	61	15.2	-7.50
10.SMS.....	3	72	24.0	42	14.0	-10.00

### ASSIST/TURNOVER RATIO

## Team	G	Asst	Avg	Turn	Avg	Ratio
1.Indiana State.....	2	31	15.5	34	17.0	0.91
2.Drake.....	4	54	13.5	65	16.2	0.83
3.Wichita State.....	3	39	13.0	51	17.0	0.76
4.Bradley.....	3	42	14.0	58	19.3	0.72
5.Creighton.....	3	39	13.0	57	19.0	0.68
6.Evansville.....	3	40	13.3	60	20.0	0.67
7.UNI.....	4	53	13.2	81	20.2	0.65
8.Illinois State.....	4	57	14.2	91	22.8	0.63
9.SMS.....	3	39	13.0	72	24.0	0.54
10.Southern Illinois...	3	36	12.0	67	22.3	0.54

### OFFENSIVE REBOUNDS

## Team	G	No.	Avg/G
1.Bradley.....	3	60	20.00
2.UNI.....	4	68	17.00
3.Wichita State.....	3	50	16.67
4.Creighton.....	3	49	16.33
5.Indiana State.....	2	30	15.00
6.SMS.....	3	41	13.67
7.Illinois State.....	4	51	12.75
8.Southern Illinois...	3	38	12.67
9.Evansville.....	3	36	12.00
10.Drake.....	4	38	9.50

### DEFENSIVE REBOUNDS

## Team	G	No.	Avg/G
1.Illinois State.....	4	114	28.50
2.Drake.....	4	110	27.50
3.UNI.....	4	108	27.00
4.SMS.....	3	80	26.67
5.Wichita State.....	3	75	25.00
6.Creighton.....	3	71	23.67
7.Indiana State.....	2	45	22.50
8.Southern Illinois...	3	67	22.33
9.Evansville.....	3	65	21.67
10.Bradley.....	3	63	21.00

### 3-POINT FIELD GOALS MADE

## Team	G	3FG	Avg/G
1.Indiana State.....	2	15	7.50
2.Wichita State.....	3	20	6.67
3.SMS.....	3	19	6.33
4.Creighton.....	3	18	6.00
5.Drake.....	4	22	5.50
6.UNI.....	4	20	5.00
7.Evansville.....	3	12	4.00
8.Illinois State.....	4	15	3.75
9.Southern Illinois...	3	10	3.33
Bradley.....	3	10	3.33

### ATTENDANCE

Team	HOME GAMES	Avg	AWAY GAMES	Avg
Bradley	1-687	687	2-1558	779
Creighton	2-4016	2008	1-1101	1101
Drake	1-2279	2279	1-8659	8659
Evansville	1-1010	1010	2-1484	742
Illinois State	3-1999	666	1-714	714
Indiana State	1-1621	1621	1-1037	1037
SMS	3-19593	6531	0-0	0
Southern Illinois	2-1216	608	1-609	609
UNI	0-0	0	3-4986	1662
Wichita State	0-0	0	2-2370	1185
Totals	14-32421	2316	14-22518	1608

# 2002-03 Missouri Valley Conference Women's Basketball



## INDIVIDUAL STATISTICS - ALL GAMES (through Monday, Dec. 2)

To be ranked, a player must appear in at least 65.0% of their team's games.

### SCORING

##	Player-Team	Cl	G	FG	3FG	FT	Pts	Avg/G
1.	Miller, Katie-UNI.....	SR	4	33	6	20	92	23.0
2.	Mennen, Kourtney-INS.....	SR	2	14	7	7	42	21.0
3.	Dixon, Carlesa-WSU.....	JR	3	21	7	13	62	20.7
4.	Gray, Jamie-UE.....	JR	3	21	1	11	54	18.0
5.	Lingor, Jenni-SMS.....	S0	3	18	4	12	52	17.3
6.	Swisher, Amy-UNI.....	JR	4	25	3	12	65	16.2
	Bennett, Carla-DU.....	SR	4	23	0	19	65	16.2
8.	Williams, Dena-BU.....	S0	3	20	0	4	44	14.7
9.	Klaassen, Sarah-SMS.....	FR	3	16	8	2	42	14.0
10.	Finch, Dayna-CU.....	JR	2	10	7	0	27	13.5
11.	Buckner, Angela-WSU.....	JR	3	15	0	9	39	13.0
	Bailey, Sara-BU.....	SR	3	15	4	5	39	13.0
13.	Huggins, Tisharria-WSU...	JR	3	12	7	6	37	12.3
14.	Liffick, Megan-UE.....	FR	3	11	2	12	36	12.0
15.	McDowell, Molly-SIU.....	SR	3	10	1	13	34	11.3

### REBOUNDING

##	Player-Team	Cl	G	OFF	DEF	TOT	Avg/G
1.	Dixon, Carlesa-WSU.....	JR	3	17	18	35	11.7
2.	Skrabalova, Zora-ILS.....	JR	4	11	32	43	10.8
3.	Buckner, Angela-WSU.....	JR	3	9	23	32	10.7
4.	Cook, Alex-UNI.....	S0	4	18	19	37	9.2
5.	Gray, Jamie-UE.....	JR	3	10	17	27	9.0
6.	Burchill, Allison-DU.....	JR	4	13	21	34	8.5
7.	Neneman, Christy-CU.....	JR	3	7	17	24	8.0
8.	Williams, Dena-BU.....	S0	3	13	10	23	7.7
9.	Bennett, Carla-DU.....	SR	4	6	21	27	6.8
10.	Berwanger, Katie-SIU.....	JR	3	12	8	20	6.7
	Love, Rasheeda-BU.....	SR	3	4	16	20	6.7
12.	Lingor, Jenni-SMS.....	S0	3	5	14	19	6.3
	Lehman, Nicole-SMS.....	S0	3	6	13	19	6.3
14.	Miller, Katie-UNI.....	SR	4	7	17	24	6.0
15.	White, Stacey-ILS.....	JR	4	5	18	23	5.8

### FIELD GOAL PCT (Min. 3.0 made per game)

##	Player-Team	Cl	G	FG	FGA	Pct
1.	Williams, Dena-BU.....	S0	3	20	30	.667
	Klaassen, Sarah-SMS.....	FR	3	16	24	.667
3.	Bennett, Carla-DU.....	SR	4	23	38	.605
4.	Sides, Mandy-BU.....	SR	3	10	17	.588
5.	Skrabalova, Zora-ILS.....	JR	4	20	35	.571
6.	Dixon, Carlesa-WSU.....	JR	3	21	37	.568
7.	Mennen, Kourtney-INS.....	SR	2	14	25	.560
8.	Hayes, Jenna-UE.....	SR	3	12	22	.545
9.	Tierney, Meg-SMS.....	JR	3	12	23	.522

### FREE THROW PCT (Min. 2.0 made per game)

##	Player-Team	Cl	G	FTM	FTA	Pct
1.	King, Tara-UNI.....	FR	4	8	8	1.000
	Walker, Codi-CU.....	S0	3	8	8	1.000
	Mennen, Kourtney-INS.....	SR	2	7	7	1.000
	Woodard, Kristi-CU.....	FR	3	6	6	1.000
5.	McDowell, Molly-SIU.....	SR	3	13	14	.929
6.	Berwanger, Katie-SIU.....	JR	3	8	9	.889
7.	Janis, Angie-CU.....	FR	3	7	8	.875
8.	Dixon, Carlesa-WSU.....	JR	3	13	15	.867
9.	Rhodes, Erin-INS.....	JR	2	6	7	.857

### 3-POINT FG PCT (Min. 1.0 made per game)

##	Player-Team	Cl	G	3FG	FGA	Pct
1.	Klaassen, Sarah-SMS.....	FR	3	8	12	.667
2.	Dixon, Carlesa-WSU.....	JR	3	7	13	.538
	Mennen, Kourtney-INS.....	SR	2	7	13	.538
4.	McCormack, Jaci-ILS.....	S0	4	6	12	.500
5.	Finch, Dayna-CU.....	JR	2	7	15	.467
6.	Spanheimer, Laura-CU.....	S0	3	6	13	.462
7.	Verhoff, Jessica-INS.....	S0	2	3	7	.429
8.	Huggins, Tisharria-WSU...	JR	3	7	17	.412
9.	Chambers, Natalie-INS....	SR	2	2	5	.400

### BLOCKED SHOTS

##	Player-Team	Cl	G	Blocks	Avg/G
1.	Hayes, Jenna-UE.....	SR	3	15	5.00
2.	Hager, Cassie-UNI.....	FR	4	11	2.75
3.	Skrabalova, Zora-ILS.....	JR	4	4	1.00
	Sorrell, Katie-UNI.....	SR	4	4	1.00
	Lingor, Jenni-SMS.....	S0	3	3	1.00
	Seitzer, Heidi-UE.....	S0	2	2	1.00
	Stewart, Kristin-INS.....	SR	2	2	1.00
8.	Funk, Betsy-DU.....	FR	4	3	0.75
	Bennett, Carla-DU.....	SR	4	3	0.75

### OFFENSIVE REBOUNDS

##	Player-Team	Cl	G	No.	Avg/G
1.	Dixon, Carlesa-WSU.....	JR	3	17	5.67
2.	Cook, Alex-UNI.....	S0	4	18	4.50
3.	Williams, Dena-BU.....	S0	3	13	4.33
4.	Berwanger, Katie-SIU.....	JR	3	12	4.00
5.	Gray, Jamie-UE.....	JR	3	10	3.33
6.	Burchill, Allison-DU.....	JR	4	13	3.25

### ASSISTS

##	Player-Team	Cl	G	Assists	Avg/G
1.	Boeglin, Melanie-INS.....	FR	2	13	6.50
2.	Hohenberger, Morgan-SMS..	JR	3	18	6.00
3.	Huggins, Tisharria-WSU...	JR	3	16	5.33
4.	Pahl, Marcie-INS.....	SR	2	9	4.50
5.	O'Brien, Taren-ILS.....	JR	4	16	4.00
	Phillips, Hillary-SIU....	SR	3	12	4.00
7.	Hayes, Jenna-UE.....	SR	3	10	3.33
	Neneman, Christy-CU.....	JR	3	10	3.33
9.	Sayavongchanh, Linda-DU..	FR	4	13	3.25

### STEALS

##	Player-Team	Cl	G	Steals	Avg/G
1.	Spanheimer, Laura-CU.....	S0	3	18	6.00
2.	Boeglin, Melanie-INS.....	FR	2	9	4.50
3.	Love, Rasheeda-BU.....	SR	3	11	3.67
4.	Huggins, Tisharria-WSU...	JR	3	10	3.33
5.	Sayavongchanh, Linda-DU..	FR	4	13	3.25
6.	Bailey, Sara-BU.....	SR	3	8	2.67
	Snyder, Kendra-UE.....	JR	3	8	2.67
	Neneman, Christy-CU.....	JR	3	8	2.67
9.	Swisher, Amy-UNI.....	JR	4	10	2.50

### 3-POINT FG MADE

##	Player-Team	Cl	G	3FG	Avg/G
1.	Mennen, Kourtney-INS.....	SR	2	7	3.50
	Finch, Dayna-CU.....	JR	2	7	3.50
3.	Klaassen, Sarah-SMS.....	FR	3	8	2.67
4.	Huggins, Tisharria-WSU...	JR	3	7	2.33
	Dixon, Carlesa-WSU.....	JR	3	7	2.33
6.	Denmon, Nicole-DU.....	FR	4	9	2.25
7.	Kirby, Alissa-UE.....	S0	3	6	2.00
	Spanheimer, Laura-CU.....	S0	3	6	2.00
9.	Berry, Emily-UNI.....	S0	4	7	1.75


### ASSIST/TURNOVER RATIO (Min. 3.0 assists/game)

##	Player-Team	Asst	Avg	Turn	Avg	Ratio
1.	Boeglin, Melanie-INS....	13	6.5	4	2.0	3.25
2.	Phillips, Hillary-SIU....	12	4.0	5	1.7	2.40
3.	Pahl, Marcie-INS.....	9	4.5	4	2.0	2.25
4.	O'Brien, Taren-ILS.....	16	4.0	9	2.2	1.78
5.	Huggins, Tisharria-WSU...	16	5.3	10	3.3	1.60
6.	Neneman, Christy-CU.....	10	3.3	7	2.3	1.43
7.	Hohenberger, Morgan-SMS..	18	6.0	16	5.3	1.12
8.	Hayes, Jenna-UE.....	10	3.3	9	3.0	1.11
9.	Head, Maureen-DU.....	12	3.0	11	2.8	1.09

### DEFENSIVE REBOUNDS

##	Player-Team	Cl	G	No.	Avg/G
1.	Skrabalova, Zora-ILS.....	JR	4	32	8.00
2.	Buckner, Angela-WSU.....	JR	3	23	7.67
3.	Dixon, Carlesa-WSU.....	JR	3	18	6.00
4.	Neneman, Christy-CU.....	JR	3	17	5.67
	Gray, Jamie-UE.....	JR	3	17	5.67
6.	Love, Rasheeda-BU.....	SR	3	16	5.33


# 2002-03 Missouri Valley Conference Women's Basketball



## Individual Highs (through Monday, Dec. 2)

POINTS.....	31	Mennen, Kourtney (Indiana State) vs WESTERN ILLINOIS (Nov 26, 2002)
	30	Lingor, Jenni (SMS) vs SOUTHEAST MO. STATE (Nov 26, 2002)
FIELD GOALS MADE.....	11	Lingor, Jenni (SMS) vs SOUTHEAST MO. STATE (Nov 26, 2002)
	10	Williams, Dena (Bradley) at Butler (Nov 22, 2002)
	10	Finch, Dayna (Creighton) at Michigan (Nov 22, 2002)
	10	Mennen, Kourtney (Indiana State) vs WESTERN ILLINOIS (Nov 26, 2002)
	10	Miller, Katie (UNI) at Houston (Nov 29, 2002)
	10	Gray, Jamie (Evansville) at IUPUI (Dec 1, 2002)
FIELD GOAL ATTEMPTS.....	24	Miller, Katie (UNI) at Houston (Nov 29, 2002)
	22	Bailey, Sara (Bradley) at Missouri (Nov 26, 2002)
FIELD GOAL PERCENTAGE....	.800 (8-10)	Dixon, Carlesa (Wichita State) at Texas-San Antonio (Nov 30, 2002)
	.769 (10-13)	Williams, Dena (Bradley) at Butler (Nov 22, 2002)
3 PT FG MADE.....	7	Finch, Dayna (Creighton) at Michigan (Nov 22, 2002)
	5	Klaassen, Sarah (SMS) vs TULSA (Nov 15, 2002)
	5	Denmon, Nicole (Drake) vs NORTHWESTERN (Nov 24, 2002)
3 PT FG ATTEMPTS.....	13	Finch, Dayna (Creighton) at Michigan (Nov 22, 2002)
	12	Kirby, Alissa (Evansville) at IUPUI (Dec 1, 2002)
3 PT PERCENTAGE.....	.833 (5-6)	Klaassen, Sarah (SMS) vs TULSA (Nov 15, 2002)
	.538 (7-13)	Finch, Dayna (Creighton) at Michigan (Nov 22, 2002)
FREE THROWS MADE.....	10	Liffick, Megan (Evansville) vs LOUISVILLE (Nov 24, 2002)
	9	McDowell, Molly (Southern Illinois) vs TENNESSEE TECH (Nov 30, 2002)
FREE THROW ATTEMPTS.....	14	Liffick, Megan (Evansville) vs LOUISVILLE (Nov 24, 2002)
	12	Sayavongchanh, Linda (Drake) vs Brown (Nov 30, 2002)
FREE THROW PERCENTAGE....	.900 (9-10)	McDowell, Molly (Southern Illinois) vs TENNESSEE TECH (Nov 30, 2002)
	.800 (8-10)	Busbey, Stephanie (SMS) vs TULSA (Nov 15, 2002)
	.800 (8-10)	Swisher, Amy (UNI) at UMKC (Nov 22, 2002)
	.800 (8-10)	Stewart, Kristin (Indiana State) at Akron (Nov 22, 2002)
REBOUNDS.....	16	Dixon, Carlesa (Wichita State) vs Stephen F. Austin (Nov 29, 2002)
	15	Cook, Alex (UNI) vs Sam Houston State (Nov 30, 2002)
ASSISTS.....	9	Boeglin, Melanie (Indiana State) vs WESTERN ILLINOIS (Nov 26, 2002)
	8	Pahl, Marcie (Indiana State) at Akron (Nov 22, 2002)
	8	Hohenberger, Morgan (SMS) vs SOUTHEAST MO. STATE (Nov 26, 2002)
STEALS.....	8	Boeglin, Melanie (Indiana State) at Akron (Nov 22, 2002)
	8	Spanheimer, Laura (Creighton) vs NEBRASKA (Dec 1, 2002)
BLOCKED SHOTS.....	7	Hayes, Jenna (Evansville) at IUPUI (Dec 1, 2002)
	5	Hayes, Jenna (Evansville) at Austin Peay (Nov 26, 2002)
	5	Hager, Cassie (UNI) vs Sam Houston State (Nov 30, 2002)
TURNOVERS.....	10	Pinkston, Dana (Southern Illinois) vs DEPAUL (Nov 23, 2002)
	10	Hohenberger, Morgan (SMS) vs SOUTHEAST MO. STATE (Nov 26, 2002)


# 2002-03 Missouri Valley Conference Women's Basketball



## Team Highs (through Monday, Dec. 2)

POINTS.....	88	UNI vs Sam Houston State (Nov 30, 2002)
	87	Indiana State at Akron (Nov 22, 2002)
FIELD GOALS MADE.....	32	Illinois State at Western Michigan (Nov 23, 2002)
	32	UNI vs Sam Houston State (Nov 30, 2002)
FIELD GOAL ATTEMPTS.....	77	UNI at Iowa (Nov 26, 2002)
	77	UNI at Houston (Nov 29, 2002)
FIELD GOAL PERCENTAGE....	.547 (29-53)	SMS vs SOUTHEAST MO. STATE (Nov 26, 2002)
	.519 (27-52)	Illinois State vs IUPUI (Nov 29, 2002)
3 PT FG MADE.....	11	Drake vs NORTHWESTERN (Nov 24, 2002)
	10	Wichita State at Oklahoma State (Nov 26, 2002)
3 PT FG ATTEMPTS.....	29	Evansville at IUPUI (Dec 1, 2002)
	27	Drake vs NORTHWESTERN (Nov 24, 2002)
3 PT PERCENTAGE.....	.450 (9-20)	Indiana State at Akron (Nov 22, 2002)
	.407 (11-27)	Drake vs NORTHWESTERN (Nov 24, 2002)
FREE THROWS MADE.....	28	Drake vs Brown (Nov 30, 2002)
	25	Indiana State vs WESTERN ILLINOIS (Nov 26, 2002)
FREE THROW ATTEMPTS.....	43	Drake vs Brown (Nov 30, 2002)
	36	Indiana State vs WESTERN ILLINOIS (Nov 26, 2002)
FREE THROW PERCENTAGE....	.900 (9-10)	Creighton at Michigan (Nov 22, 2002)
	.833 (5-6)	Drake vs NORTHWESTERN (Nov 24, 2002)
	.833 (10-12)	Wichita State at Oklahoma State (Nov 26, 2002)
REBOUNDS.....	64	UNI vs Sam Houston State (Nov 30, 2002)
	50	Illinois State vs IUPUI (Nov 29, 2002)
ASSISTS.....	20	Illinois State at Western Michigan (Nov 23, 2002)
	18	UNI at Houston (Nov 29, 2002)
	18	UNI vs Sam Houston State (Nov 30, 2002)
STEALS.....	18	Creighton vs UMKC (Nov 24, 2002)
	17	UNI vs Sam Houston State (Nov 30, 2002)
	17	Bradley vs LOYOLA (Nov 30, 2002)
BLOCKED SHOTS.....	11	Evansville at IUPUI (Dec 1, 2002)
	9	UNI vs Sam Houston State (Nov 30, 2002)
TURNOVERS.....	32	SMS vs SOUTHEAST MO. STATE (Nov 26, 2002)
	32	Illinois State vs IUPUI (Nov 29, 2002)
FOULS.....	28	Creighton at Michigan (Nov 22, 2002)
	28	Illinois State vs ILLINOIS (Dec 1, 2002)

# 2002-03 Missouri Valley Conference Women's Basketball



## Opponent Lows (through Monday, Dec. 2)

POINTS.....	35	Drake vs NORTHWESTERN (Nov 24, 2002)
	40	Creighton vs NEBRASKA (Dec 1, 2002)
FIELD GOALS MADE.....	14	Creighton vs NEBRASKA (Dec 1, 2002)
	15	Drake vs NORTHWESTERN (Nov 24, 2002)
FIELD GOAL ATTEMPTS.....	45	Creighton vs NEBRASKA (Dec 1, 2002)
	46	Creighton at Michigan (Nov 22, 2002)
FIELD GOAL PERCENTAGE....	.268 (15-56)	Drake vs NORTHWESTERN (Nov 24, 2002)
	.311 (14-45)	Creighton vs NEBRASKA (Dec 1, 2002)
3 PT FG MADE.....	0	Creighton vs NEBRASKA (Dec 1, 2002)
	1	Creighton vs UMKC (Nov 24, 2002)
	1	Southern Illinois at Kentucky (Nov 25, 2002)
3 PT FG ATTEMPTS.....	4	Creighton vs NEBRASKA (Dec 1, 2002)
	6	Creighton at Michigan (Nov 22, 2002)
3 PT PERCENTAGE.....	.000 (0-4)	Creighton vs NEBRASKA (Dec 1, 2002)
	.111 (1-9)	Southern Illinois at Kentucky (Nov 25, 2002)
FREE THROWS MADE.....	2	Drake vs NORTHWESTERN (Nov 24, 2002)
	4	Evansville vs LOUISVILLE (Nov 24, 2002)
FREE THROW ATTEMPTS.....	4	Drake vs NORTHWESTERN (Nov 24, 2002)
	7	UNI at UMKC (Nov 22, 2002)
	7	Evansville vs LOUISVILLE (Nov 24, 2002)
FREE THROW PERCENTAGE....	.450 (9-20)	Indiana State vs WESTERN ILLINOIS (Nov 26, 2002)
	.500 (2-4)	Drake vs NORTHWESTERN (Nov 24, 2002)
REBOUNDS.....	20	UNI vs Sam Houston State (Nov 30, 2002)
	24	Illinois State vs IUPUI (Nov 29, 2002)
ASSISTS.....	3	Creighton vs NEBRASKA (Dec 1, 2002)
	5	Illinois State vs IUPUI (Nov 29, 2002)
STEALS.....	4	Indiana State at Akron (Nov 22, 2002)
	5	Drake at No. 18 Iowa State (Nov 27, 2002)
	5	Wichita State at Texas-San Antonio (Nov 30, 2002)
BLOCKED SHOTS.....	0	Several
TURNOVERS.....	8	Illinois State at Western Michigan (Nov 23, 2002)
	10	SMS vs TULSA (Nov 15, 2002)
FOULS.....	9	Evansville at IUPUI (Dec 1, 2002)
	12	Drake vs NORTHWESTERN (Nov 24, 2002)