



# Redbird Basketball

## GAME NOTES

Contact: Todd Kober, Director of Media Relations • 309/438-3805 • Fax: 309/438-5634 • Cell: 309/310-7112 • gtkober@ilstu.edu

### Illinois State Schedule

Date	Opponent (TV)	Time/Result
11/4	SIU-EDWARDSVILLE (Ex.)	W, 89-70
11/14	EA Sports All-Stars (Ex.)	L, 65-66
11/23	UTAH STATE	L, 53-68
11/26	@ Central Michigan	L, 69-74
11/30	ILLINOIS-CHICAGO	L, 65-78
12/2	CHATTANOOGA	L, 68-75
12/7	@ Kent State	L, 61-76
12/15	@ Western Kentucky	L, 43-63
12/18	JACKSONVILLE	W, 74-50
12/21	NORTHERN ILLINOIS	L, 65-72
12/29	SMS* (Valley-TV)	L, 48-76

1/4	@ Southern Illinois* (WMBD)	L, 65-74
1/7	@ Northern Iowa*	L, 64-66
1/11	#16 CREIGHTON*	L, 57-76
1/15	@ SMS* (WMBD)	L, 46-60
1/18	WICHITA STATE*	L, 66-69
1/20	@ #9 Creighton*	L, 82-95
1/25	@ Evansville*	L, 74-85
1/29	NORTHERN IOWA*	W, 76-71

2/1	BRADLEY* (WMBD)	W, 89-74
2/4	@ Wichita State*	L, 71-85
2/8	INDIANA STATE* (WMBD)	W, 60-52
2/12	@ Bradley* (WEEK)	Tonight

**Bird Bit:** ISU has only won twice in the last 10 years at Peoria, but both wins have come within the last five years including last season.

2/15	DRAKE*	7:05 p.m.
2/19	EVANSVILLE*	7:05 p.m.
2/22	@ Marshall (WYZZ/ESPN+)	1 p.m.
2/26	@ Drake*	7:05 p.m.

3/1	@ Indiana State* (WMBD)	1:05 p.m.
3/3	S. ILLINOIS* (Valley-TV)	6:05 p.m.
3/7-10	@ Missouri Valley Conference Tournament	

All times listed are CT  
Home games in CAPS  
\*Missouri Valley Conference game

### ILLINOIS STATE MEDIA RELATIONS

**Basketball SID:** Todd Kober  
**Office Phone:** 309/438-3805  
**Fax:** 309/438-5634  
**Cell Phone:** 309/310-7112  
**Home Phone:** 309/454-3048  
**E-mail:** gtkober@ilstu.edu

[www.redbirds.org](http://www.redbirds.org)

**REDBIRD ARENA TICKET OFFICE**  
309/438-8000

# 21 GAME



## ILLINOIS STATE REDBIRDS (4-16, 3-9)

AT



## BRADLEY BRAVES (8-14, 4-7)

Wednesday, February 12, 2003 • 7:35 p.m. CST  
Carver Arena (11,300) • Peoria, Ill.

### THE GAME

#### The Probable Starters:

#### ILLINOIS STATE REDBIRDS (4-16, 3-9)

						ppg	rpg	apg
F 2	Gregg Alexander	6-4	195	So.-1L	Lincoln, Ill.	11.2	2.9	1.2
F 21	Marcus Arnold	6-8	225	Fr.-HS	Chicago, Ill.	8.9	3.4	0.8*
C 23	Baboucarr Bojang	6-9	205	Sr.-1L	Greenville, S.C.	8.3	5.1	0.7
G 11	Vince Greene	5-9	160	So.-1L	Chicago, Ill.	11.4	2.9	4.5
G 24	Trey Guidry	6-2	185	So.-TR	Baton Rouge, La.	11.8	1.7	1.8

#### BRADLEY BRAVES (8-14, 4-7)

F 23	Mike Suggs	6-6	197	So.-1L	Metairie, La.	6.6	4.1	0.3
C 35	Michael Stewart	6-8	235	Sr.-1L	Chicago, Ill.	4.3	4.3	0.4*
G 4	Marcello Robinson	5-11	178	Jr.-2L	Kankakee, Ill.	7.3	2.8	4.4
G 13	James Gillingham	6-4	200	Jr.-2L	Guelph, Ontario	15.9	4.0	3.7
G 22	Phillip Gilbert	6-3	197	Jr.-2L	East St. Louis, Ill.	18.2	4.8	1.3

NOTE - (\*) indicates blocks per game.

#### About The Game:

Tonight's game is the second and final regular-season meeting in the storied I-74 rivalry. Illinois State has won three of its last four games, while Bradley has dropped four of its last five. The Redbirds claimed the first meeting 89-74, only 11 days ago. The 15-point win was the largest victory for either side in the last six games, when the 'Birds topped the Braves 81-62 in Normal on Feb. 6, 2001.

**Series History:** This is the 94<sup>th</sup> meeting between the two schools with Illinois State trailing the series 43-50. The 'Birds have won the last three meetings and five of the last seven. Bradley owns a 28-17 edge in games played in Peoria, including a 14-7 mark in Missouri Valley Conference games.

**Last Meeting:** Gregg Alexander's first career double-double (21 points, 10 rebounds) propelled Illinois State past Bradley 89-74 in front of a Redbird Arena crowd of 8,213. Alexander not only spurred the offense and led the rebounding, he was a key to a Redbird defensive effort which limited Bradley to just seven baskets in its first 25 attempts in the second half. That enabled Illinois State to open up leads of as many as 20 points.

**On the Air:** John Fitzgerald, play-by-play; Mike Matthews, color; Bruce Evans, sideline (home only) and Tim Fisher, studio host. Affiliates: WJBC (AM 1230/Bloomington), flagship; WZOE (AM 1490/Princeton); WFMB (AM 1450/Springfield). All Redbird broadcasts can be heard via Internet at either sports.yahoo.com or wjbc.com. WJBC also carries Richardson's weekly call-in show, which generally airs each Thursday from 6:07-7 pm, depending on the schedule.

**On the Tube:** Lee Hall, play-by-play, and Joe Dalfonso, color, will call the action for tonight's game, which will be broadcasted live on WEEK (25).

### THE COACHES

**Tom Richardson** (St. Xavier '77) is 52-59 in his fourth season at Illinois State. He is assisted by Chad Altadonna, Lance Irvin and Kirk Sarff. Richardson is 34-37 against Valley opponents, 18-22 vs. non-conference foes, 35-17 at home, 12-36 on the road and 5-6 on neutral floors.

**Jim Les** (Bradley '86) is in his first season at Bradley. He owns a 8-14 record with the Braves, his first head coaching job.



## TALE OF THE TAPE



W-L Record	4-16	8-14
ESPN/USA Today	UR	UR
AP Poll	UR	UR
Points Scored	64.8	74.0
Points Allowed	71.9	73.4
Scoring Margin	-7.1	+0.6
FG Percentage	43.4	44.4
Def. FG Percentage	49.0	45.3
3-pt. Percentage	42.6	36.8
Def. 3-pt. Percentage	41.6	34.6
FT Percentage	73.0	68.1
Offensive Rebounds	10.0	10.9
Total Rebounds	30.3	34.6
Rebounding Margin	-2.2	-2.0
Assists	11.3	13.5
Turnover Average	15.2	15.0
Turnover Margin	-0.7	+2.5
Steal Average	6.3	7.8
Block Average	2.7	1.8
Fouls	19.1	20.7

## WEEKLY MEDIA CONFERENCE

All start at 3 p.m. and are located in the temporary Redbird Arena press room off of the northwest ramp near the northeast loading dock.

- Tuesday, February 11
- Tuesday, February 18
- Tuesday, February 25
- Tuesday, March 4

## WHAT'S BACK

Here's a look at what Illinois State returns heading into the 2002-03 season by percentage in key statistical categories ...

Scoring	49.5%
Three-Point Field Goals	49.4%
Rebounding	63.2%
Assists	42.4%
Steals	56.5%
Blocks	55.2%
Minutes	51.6%

## VALLEY TELECONFERENCE

Teleconferences with The Valley men's basketball head coaches will be conducted each Tuesday, with the men's briefings beginning on a weekly basis in December. To participate in either conference briefing, call 913/981-5509. The first men's teleconference begins at 10 a.m. CST on **Tuesday, December 3**. Head coach **Tom Richardson** will be available at 10:25 a.m. during the teleconference.

## About the Bradley Braves

- Bradley is located in Peoria, Ill., and enrolls 6,908 students. The Braves are members of the Missouri Valley Conference.
- The Braves have dropped four of their last five and own a 5-5 record at home this season, including a 3-2 mark in Valley games..
- Bradley has two of the conference's top four leading scorers in Phillip Gilbert and James Gillingham. Gilbert is averaging 18.2 tallies per game, while Gillingham is tossing in 15.9 points per contest. Gilbert and Gillingham are also the only two Braves averaging eight points or more per game.
- All eight of Bradley's wins have come when the Braves have a better shooting percentage than their opponent. When Bradley shoots worse than its foe, the Braves are 0-11.
- The Braves are 5-13 this season when playing at night.
- Bradley averaged 82.3 points per game in the non-conference portion of the schedule, but has posted 65.6 points per game in Valley play.
- The Braves have had four players score 25 points or more in a game this season – Phillip Gilbert, James Gillingham, Danny Granger (no longer on the team) and Mike Suggs.
- Gilbert ranks No. 23 on the all-time Bradley scoring list with 1,184 points.
- Bradley is done to seven scholarship players after Danny Granger and Stevan Marcetic transferred and injuries to Brandyn Heemskerck and Jason Faulknor.

## Who Ya Gonna Call?

For Illinois State, Bracket Busters Saturday called on Marshall to host the Redbirds for a 1 p.m. CST tip-off. The 'Birds are 4-0 all-time against the Thundering Herd with the last meeting occurring 26 years to the date in 1977. The Redbirds have faced six of the 17 remaining teams in the field and own a 1-7 record. The remainder of the ESPN Bracket Buster Saturday contests include -- Fresno State @ Creighton at 11 a.m.; Northern Iowa @ Louisiana Tech at 12 p.m.; Wisconsin-Milwaukee @ Southern Illinois at 2 p.m.; Ball State @ Western Kentucky at 3 p.m.; Bowling Green @ Illinois-Chicago at 4 p.m.; Hawaii @ Kent State at 8:30 p.m.; Detroit @ UC-Santa Barbara at 10 p.m.; and Tulsa @ Gonzaga at 10:59 p.m. All times are Central.

## Rebounding – The Recent Recipe for Success

For Illinois State, in the last four games, one statistic jumps off the page – rebounding. In the last four contests the 'Birds are posting eight more boards per game than their opponent (34.5-26.5). Field goal percentage, 3-point shooting, free throw shooting and turnovers are almost identical between Illinois State and its foes, but crashing the boards has been the difference. In fact, in the same time span the Redbirds have collected 20 more offensive rebounds than the enemy.

## Alexander Reaches Century Mark

With two made treys against Indiana State, **Gregg Alexander** now has 100 three-point field goals for his career. It took the sophomore from Lincoln, Ill., only 51 games to reach the plateau, which ranks No. 10 on the Illinois State record books. He needs 12 more to move into the No. 9 spot.

## Andy Has Been Dandy

There are many changes in the Redbirds in the last four games and one of them is the play of senior **Andy Strandmark**. In the last four games, Strandmark is the Redbirds' leading rebounder with 7.3 rebounds per game. He is also averaging 4.8 points and one blocked shot per game.

## Movin' on Up

For the second week in a row, the Redbirds have done their best impression of *The Jeffersons* – by moving up the Missouri Valley Conference standings. Last week, the 'Birds left the cellar and moved into ninth place overall. This week with the win over Indiana State, the Redbirds moved into eighth place in the league.

## Bradley Schedule

Date	Opponent	Time/Result
11/22	PEPPERDINE	W, 95-81 (ot)
11/25	@ Loyola-Chicago	L, 84-88
11/30	CHATTANOOGA	L, 70-82
12/7	ARK.-MONTICELLO	W, 107-70
12/10	@ Butler	L, 70-75
12/14	UNLV	L, 83-85 (ot)
12/18	CENTRAL MICHIGAN	L, 71-74
12/21	@ IUPUI	L, 73-75
12/27	@ Hawaii <sup>†</sup>	L, 69-90
12/29	vs. Alcorn State <sup>^</sup>	W, 95-68
12/30	vs. Chicago State <sup>^</sup>	W, 88-76
1/4	@ SMS <sup>*</sup>	L, 45-67
1/9	#9 CREIGHTON <sup>*</sup>	L, 58-65
1/11	@ Evansville <sup>*</sup>	L, 70-93
1/15	DRAKE <sup>*</sup>	W, 72-57
1/18	NORTHERN IOWA <sup>*</sup>	W, 71-56
1/22	@ Indiana State <sup>*</sup>	W, 63-45
1/25	WICHITA STATE <sup>*</sup>	L, 60-64
1/29	@ Southern Illinois <sup>*</sup>	L, 72-75
2/1	@ Illinois State <sup>*</sup>	L, 74-89
2/5	INDIANA STATE <sup>*</sup>	W, 63-51
2/8	@ #13 Creighton <sup>*</sup>	L, 65-88
2/12	ILLINOIS STATE <sup>*</sup>	TONIGHT
2/15	SOUTHERN ILLINOIS <sup>*</sup>	7:05 p.m.
2/19	@ Northern Iowa <sup>*</sup>	7:05 p.m.
2/22	SMS	2:05 p.m.
2/25	@ Wichita State <sup>*</sup>	7:05 p.m.
3/1	EVANSVILLE <sup>*</sup>	7:05 p.m.
3/3	@ Drake <sup>*</sup>	7:05 p.m.
3/7-10	@ Valley Tournament	

All times listed are CST

<sup>^</sup> Outrigger Hotels Rainbow Classic (Honolulu, Hawaii)

<sup>\*</sup> Missouri Valley Conference Game





A Lot Can Be Made From a Halftime Box

So far this season the halftime score has been a critical piece of information. In all four Redbird victories this season, ISU led at the intermission. In fact in all four wins, the Redbirds also won the battle of the boards.

A Way With Treys

The 2002-03 Redbirds have a way with shooting the three ball. Illinois State currently ranks No. 2 nationally among NCAA Division I teams in three-point field goal percentage, according to the latest NCAA statistics. The 'Birds are shooting 42.6 percent from behind the arc, 1.6 percentage points behind Kent State (44.2). The Redbirds average 6.5 made treys per game.

The Tao of Boo

For the explanation of Baboucarr Bojang's senior season, shot attempts seem to be the best philosophy. In the six games where Bojang has had 10 or more attempts, Bojang has finished with double-digits in five of them, including the most recent outing at Wichita State. Bojang posted a season-high 21 points on 8-for-10 shooting. It was his sixth double-digit performance of the season.

Alexander Nets Honor

Sophomore Gregg Alexander claimed his first Missouri Valley Conference Player of the Week honor of his career on Feb. 3. It marked Illinois State's first winner since Randy Rice on Feb. 11, 2002. Alexander shot 56.0 percent (14-for-25) from the field, 66.7 percent (8-for-12) from three-point range and 100 percent (2-for-2) from the free throw line to average 19.0 points, as the 'Birds defeated UNI, 76-71, on Jan. 29 and Bradley, 89-74, on Feb. 1. Alexander also averaged 8.5 rebounds and 1.5 steals per contest in the two games.

A Long List

CollegelInsider.com displays a list on the front of its home page that resembles Illinois State's schedule, the only problem is it's a poll of the top "mid-major" teams in the country. In all, the Redbirds have played 10 games against CollegelInsider's top 25, including Creighton (1), Kent State (4), Utah State (6), Southern Illinois (7), Central Michigan (15), SMS (20), Western Kentucky (21) and Illinois-Chicago (22).

Greene With Envy

Sophomore Vince Greene can get a little jealous when the opponents have the ball, but the Chicago native is doing something about it - he's stealing it. At Evansville, Greene tallied a career-best seven steals against the Purple Aces, which tied the Illinois State record held by Victor Williams, Ron Jones and Bubbles Hawkins. Greene also has 39 takeaways on the season and needs only nine more to crack the Redbird top 10 for a single season. He is also currently third in The Valley in steals per game with 1.95.

Boarding Call

At Evansville, sophomore Gregg Alexander logged 32 minutes of action without a single rebound. In the next four games, the Lincoln, Ill., native responded with 22 boards including game-high caroms in two of the four games - seven against Northern Iowa and a career-best 10 versus Bradley. The 10 boards against the Braves, paired with his season-high 21 points, resulted in Alexander's first career double-double.

104 Straight Games With a Trey on the Board ...

ISU enters today's game with at least one made 3-pointer in 104 straight games. In fact, in the Tom Richardson era the 'Birds have only gone one game without a made trey on an 82-43 loss at Creighton on Dec. 12, 1999. With Richardson at the helm, the 'Birds have made four or more treys in 83 of 111 games.

Youth Movement

On Illinois State's season stats sheet, seven of the squad's top 10 scorers have two or more years of eligibility remaining AFTER this season.

This Casey is Still Swinging

Not wanting to go down on a called third strike, senior Casey Reid expressed to the coaching staff that he could still contribute for this team prior to the 'Birds' game against UNI. Reid was true to his word by collecting a key steal, rebound and two clutch free throws to seal the win over UNI. Reid continued his solid play with a career performance against Bradley that included 13 points, 6 rebounds, 3 assists and 3 steals. In the last four games, Reid is averaging 6.3 points and 1.8 rebounds per game - as opposed to his 1.4 points and 0.7 boards per contest over the first 16 games.

THE LAST TIME THEY MET

Illinois State Beats Bradley, 89-74

NORMAL, Ill. - Gregg Alexander's first career double-double (21 points, 10 rebounds) propelled Illinois State past Bradley 89-74 in front of a Redbird Arena crowd of 8,213.

Alexander not only spurred the offense and led the rebounding, he was a key to a Redbird defensive effort which limited Bradley to just seven baskets in its first 25 attempts in the second half. That enabled Illinois State to open up leads of as many as 20 points.

Illinois State, 3-15, 2-8 in the Missouri Valley spotted Bradley, 7-13, 3-6 in the Valley, a 10-0 lead at the beginning of the game. But three Alexander three-point baskets sparked a 16-2 Redbird run and Illinois State led 16-12 at the 13:35 mark.

A see-saw first half saw Bradley make eight three-pointers and Illinois State seven, the last was Vince Greene's three just ahead of the halftime buzzer which gave the Redbirds a 38-37 advantage. Greene finished with 15 points and 7 assists.

Illinois State came out in the second half on a 14-4 run and never looked back as the 'Birds led 52-42. The second-half play of Kevin Troc (8 points) and Casey Reid (career high 13 points) ignited the Redbirds as they took the lead for good.

Bradley was led by James Gillingham's 25 point, seven rebounds and seven assists. Phillip Gilbert chipped in 17.

ISU shot 51 percent from the field including 10 of 24 three-pointers and 21 of 25 free throws. Bradley shot 44 percent from the field and made 13 of 22 threes, 8 of 12 in the first half.

ILLINOIS STATE 89, Bradley 74

February 1, 2003 • Redbird Arena

Table with columns: Player, Min, FG-A, FT-A, O-REB, A, PF, TP. Rows include Suggs, Stewart, Robinson, Gillingham, Gilbert, Mroz, Paul, Sunley, Battle, and Totals.

Team Pct.: FG - .439; FT - .647

3-Pt.: 13-22, .591 (Gillingham 4-8, Suggs 2-4, Robinson 4-6, Gilbert 2-2, Paul 1-2)

Blocks: 1 (Gilbert 1)

Turnovers: 14 (Gillingham 1, Suggs 2, Stewart 1, Robinson 5, Gilbert 4, Paul 1)

Steals: 8 (Gillingham 2, Suggs 1, Stewart 1, Gilbert 3, Paul 1)

Table with columns: Player, Min, FG-A, FT-A, O-REB, A, PF, TP. Rows include Alexander, Arnold, Bojang, Greene, Guidry, Burras, Ford, Strandmark, Troc, Harris, Hill, Reid, Gillan, and Totals.

Team Pct.: FG - .509; FT - .840

3-Pt.: 10-24, .417 (Alexander 5-9, Greene 1-2, Guidry 2-9, Troc 2-4)

Blocks: 4 (Alexander 1, Arnold 1, Strandmark 2)

Turnovers: 14 (Alexander 4, Bojang 1, Greene 2, Guidry 3, Ford 1, Strandmark 1, Troc 1, Reid 1)

Steals: 5 (Alexander 2, Reid 3)

Officials: Mike Sanzere, Mark McMullen, Steve Morris

Attendance: 8,213

Halftime Score: ILLINOIS STATE 38, Bradley 37



## CHART CLIMBERS

### Career 3-Point FG Leaders

1. Tarise Bryson (1999-02) .....	214
9. Kyle Cartmill (1996-99) .....	111
10. Gregg Alexander (2001-) .....	100

### Career Double-Digit Rebounding Games

1. Ron deVries .....	60
5. Joe Galvin .....	23
- Baboucarr Bojang .....	10

### Career Blocked Shots Leaders

1. LeRoy Watkins (1996-99) .....	143
8. Dan Muller (1994-98) .....	57
Hank Comley (1980-84) .....	57
10. Andy Strandmark (1999-) .....	53

### Career Minutes Averaged Leader

1. Tarise Bryson (1998-02) .....	34.1
2. Dan Muller (1994-98) .....	32.6
3. Gregg Alexander (2001-) .....	32.1
4. Michael McKenny (1981-85) .....	31.8

## CAREER STARTS/GAMES

No.	Player	Illinois St.	
		GP	GS
1	Chris Burras	19	1
2	Gregg Alexander	51	49
3	Dana Ford	20	8
5	Andy Strandmark	106	28
10	Kevin Troc	19	1
11	Vince Greene	51	20
12	Rebert Harris	7	0
21	Marcus Arnold	20	17
23	Baboucarr Bojang	51	46
24	Trey Guidry	20	13
34	Kenneth Hill	5	0
40	Casey Reid	45	3
44	Brett Gillan	36	0

## 2002-03 VALLEY PRESEASON POLL

	1	2	3	4	5	6	7	8	9	10	Total
1. Creighton	25	5	-	-	-	-	-	-	-	-	290
2. S. Illinois	5	24	1	-	-	-	-	-	-	-	274
3. Wichita St.	-	-	9	15	2	3	1	-	-	-	208
4. Illinois State	-	1	11	7	7	1	3	-	-	-	205
5. Drake	-	-	8	3	9	4	3	1	2	-	178
6. Bradley	-	-	-	4	3	8	5	7	2	1	132
7. N. Iowa	-	-	-	-	-	3	9	8	5	3	118
8. SMS	-	-	1	1	3	2	8	11	4	-	116
9. Indiana St.	-	-	-	-	1	2	-	3	17	6	71
10. Evansville	-	-	-	-	1	1	2	3	2	21	53

## 2002-03 VALLEY STANDINGS

	MVC			OVERALL		
	W	L	PCT	W	L	PCT
1. Creighton	11	1	.917	21	2	.913
S. Illinois	11	1	.917	16	4	.800
3. SMS	9	2	.818	13	7	.650
4. Wichita State	7	4	.636	12	8	.600
5. Evansville	5	6	.455	9	11	.450
6. Bradley	4	7	.364	8	14	.364
7. Northern Iowa	4	8	.333	7	13	.350
8. Illinois State	3	9	.250	4	16	.200
9. Drake	2	9	.182	7	15	.318
10. Indiana State	1	10	.091	5	17	.227

\*Through games of Feb. 9

### For Starters ...

Illinois State has registered the same starting lineup over the last six games, but it took a while to get to that point. In the first 13 games, the Redbirds sent 11 different quintet combos on the floor for the opening tip.

### Sending Out an S.O.S.

After being picked to finish fourth in the conference and sitting with a 3-16 overall record, the Redbirds are left feeling like they're stranded on a deserted island. However, for these castaways the cause, rather than the solution, can be found in an S.O.S. – Strength of Schedule. Illinois State's schedule ranks as the No. 44 toughest slate in the nation by College RPI and No. 60 by Saragin Rankings.

### Not Shying Away From the Competition

The Redbirds' non-conference schedule strength is well documented. ISU posted a 1-7 against non-league foes. Combined, Illinois State's non-Valley opponents, that they have already faced, currently own a 116-54 (.682) record, with only one posting a losing record. Four schools are leading their respective conference races, while three are in second place.

### Not An Average Valley Year

Since the Redbirds joined the Valley for the 1981-82 season, Illinois State has averaged 10.3 conference wins per year. Five of those 21 campaigns were just 16-game Valley schedules, while four others included only 14 games. On average, Illinois State has finished four games over .500 in league play.

### Greenbirds

Prior to this season, the 13 players currently on the Illinois State roster had combined for a total of 240 games played, or just 18.5 games per player, or roughly half of one season. Moreover, of the 13 now playing, 7 had never played in an ISU game prior to this season and 6 had never played in a college game.

### Time Is On Their Side

Just slightly less than 75 percent of the minutes (74.1%) logged so far this season (2,962 of a possible 4,000) are by players that have at least two years of eligibility AFTER this season. The top three minute-getters are Gregg Alexander (632), Vince Greene (626) and Trey Guidry (536) – all sophomores.

### FT Five-Peat ?

The Redbirds are in line to accomplish the feat of shooting 70 percent or better from the charity stripe for a fifth-straight season. This year, the 'Birds are sinking 73 percent of their free throws. ISU has not had a stretch of five-straight seasons since it bettered 70% from 1975-1979.

### Caging a Tiger

On Jan. 15, the Redbirds added Missouri transfer Najeeb Echols to their roster. Echols, who will have to sit out a year to meet NCAA transfer rules, will be eligible for competition on Dec. 13, 2003. Echols played in 10 games for the Tigers this season, averaging 3.1 points and 2.8 rebounds per game. As a prep, Echols was ranked by most recruiting services among the nation's top 30 seniors.

### No Thanks, I'm Just Watching

Neil Plank transferred to ISU from Wisconsin, but cannot play for the 'Birds until the 2003-04 season. NCAA rules require that he sit out one season. In 27 games, Plank scored 25 points in 173 minutes for UW.

### The Addition of Size, Size and More Size

Illinois State added 241 inches and 670 pounds to the program next season with the inking of Ronnie Carlwell (6-10, 250, Maywood, Ill • Proviso East), Greg Dilligard (6-8, 215, LaBelle, Mo. • Highland) and Michael Sams (6-7, 205, Mt. Zion, Ill. • Mt. Zion) on the first day of the early signing period.

### Redbird Flashback

Since becoming an NCAA Division I program in 1970, the Redbirds have posted a 8-2 record when playing on February 8, with one of Illinois State's victory coming in 1977 and it is today's Redbird Flashback: **Feb. 12, 1977 • Normal, Ill. –** Seven-footer Jeff Wilkins rejects six shots in a win over SIU-Edwardsville. It is one of eight times during the season in which Wilkins will bat down at least a half-dozen opposing field goal attempts. Wilkins also finished with a team-high 20 points as the Redbirds top SIU-Edwardsville 85-58. Wilkins also finished with 16 rebounds. Billy Lewis posted 19 points, while Ron Jones and Derrick Mayes finished with 12 points a piece.



THE LAST TIME IT HAPPENED

INDIVIDUAL

A player scored 40 points ... ILLINOIS ST. Tarise Bryson (41) at C. Michigan, 12-3-00
Opponent Anthony Roberts (48), Oral Roberts, 1-6-75
A player scored 30 points ... ILLINOIS ST. Tarise Bryson (38) at Purdue, 3-15-01
Opponent Jermaine Boyette (31), Weber St., 11-16-01
A player grabbed 20 rebounds ... ILLINOIS ST. Ron deVries (24) vs. Pacific, 1-19-74
Opponent Anthony Bonner (21), St. Louis, 2-6-90
A player grabbed 15 rebounds ... ILLINOIS ST. Baboucarr Bojang (15) vs. UNI, 1-30-02
Opponent Joshua Cross (17), S. Illinois, 2-12-00
A player had a double-double ... ILLINOIS ST. Gregg Alexander (21p, 10r) vs. Bradley, 2-1-03
Opponent Jermaine Dearman (13p, 10r) at S. Illinois, 1-4-03
A player made five 3-pointers ... ILLINOIS ST. Gregg Alexander (5-9) vs. Bradley, 2-1-03
Opponent Todd Peterson (6-10) vs. Northern Illinois, 12-21-02
A player made 10 free throws ... ILLINOIS ST. Shedrick Ford (11-13) vs. S. Illinois, 2-16-02
Opponent Terrance McGee (11-15) at SMS, 1-15-03
A player had 15 free throw attempts ... ILLINOIS ST. Tarise Bryson (12-15) at Purdue, 3-14-01
Opponent Terrance McGee (11-15) at SMS, 1-15-03
A player had 10 assists ... ILLINOIS ST. Vince Greene (11) vs. Jacksonville, 12-18-02
Opponent Patrick Sparks (10) at Western Kentucky, 12-15-02
A player had five steals ... ILLINOIS ST. Vince Greene (7) at Evansville, 1-25-03
Opponent Kellen Easley (5) at SMS, 1-15-03
A player blocked five shots ... ILLINOIS ST. LeRoy Watkins (5) vs. Alcorn State, 12-2-98
Opponent Caleb Halcomb (5) at Western Kentucky, 12-15-02

TEAM

A team scored 100 points ... ILLINOIS ST. vs. Southern Illinois (105), 1-10-98
Opponent vs. Oklahoma (112), 12-28-90
A team made 35 field goals ... ILLINOIS ST. at Southern Illinois (35-53), 2-28-98
Opponent vs. UT-San Antonio (35-65), 12-17-00
A team had 75 field goal attempts ... ILLINOIS ST. vs. Lewis (78), 12-2-92
Opponent vs. Akron (27-80), 11-20-98
A team shot 50 percent from the field ... ILLINOIS ST. vs. Indiana State (.548, 23-42), 2-8-03
Opponent at Wichita State (.609, 28-46), 2-4-03
A team made 10 3-point field goals ... ILLINOIS ST. vs. Bradley (10-24), 2-1-03
Opponent vs. Bradley (13-22), 2-1-03
A team had 25 3-point field goal attempts ... ILLINOIS ST. at Drake (8-27), 1-10-02
Opponent vs. Northern Iowa (10-26), 1-29-03
A team shot 50 percent on 3-pointers ... ILLINOIS ST. vs. Northern Iowa (.571, 8-14), 1-29-03
Opponent vs. Bradley (.591, 13-22), 2-1-03
A team made 30 free throws ... ILLINOIS ST. vs. UT-San Antonio (34-42), 12-17-01
Opponent at Drake (37-52), 1-17-01
A team had 25 assists ... ILLINOIS ST. vs. Hofstra (25), 11-25-01
Opponent na
A team had 15 steals ... ILLINOIS ST. vs. Weber State (15), 11-16-01
Opponent at Creighton (18), 12-12-99
A team had blocked 10 shots ... ILLINOIS ST. 10 vs. Evansville, 1-17-79
Opponent na

BENCH SCORING (ISU-OPP)

Table with 2 columns: Team Name and Score. Lists bench scorers for various teams like Utah State, Illinois-Chicago, Chattanooga, etc.

2002-03 VALLEY RANKINGS

\*As of February 9

Table with 3 columns: Category, Rank, and Value. Lists statistics like Scoring Offense, Scoring Defense, Free Throw Pct, etc.

INDIVIDUAL

Table with 2 columns: Player Name and Value. Lists individual player statistics like Assists, Free Throw Percentage, Steals, etc.

ILLINOIS STATE'S 2002-03 RECORD WHEN

Table with 2 columns: Record Category and Value. Lists various game scenarios like Overall, Missouri Valley Conference, Leading at the Half, etc.



## SUPERLATIVES

### STARTING LINEUPS – F, F, C, G, G (11):

- Alexander, Bojang, Strandmark, Greene, Guidry (0-1)  
(L) – Utah State
- Alexander, Arnold, Bojang, Troc, Greene (0-1)  
(L) – at Central Michigan
- Alexander, Arnold, Strandmark, Greene, Guidry (0-2)  
(L) – Illinois-Chicago, Chattanooga
- Alexander, Arnold, Bojang, Ford, Guidry (0-1)  
(L) – at Kent State
- Alexander, Bojang, Strandmark, Ford, Guidry (0-1)  
(L) – at Western Kentucky
- Alexander, Arnold, Strandmark, Ford, Greene (1-0)  
(W) – Jacksonville
- Alexander, Bojang, Strandmark, Ford, Greene (0-1)  
(L) – Northern Illinois
- Alexander, Arnold, Bojang, Greene, Guidry (3-4)  
(W) – Northern Iowa, Bradley, Indiana State  
(L) – SMS, at Creighton, at Evansville, at Wichita State
- Arnold, Bojang, Ford, Greene, Guidry (0-1)  
(L) – at Southern Illinois
- Alexander, Bojang, Arnold, Greene, Ford (0-3)  
(L) – at Northern Iowa, Creighton, at SMS
- Burras, Arnold, Bojang, Alexander, Greene (0-1)  
(L) – Wichita State

### FIRST POINTS:

Greene 4, Alexander 4, Bojang 4, Arnold 3, Strandmark 2, Ford 1, Guidry 1, Troc 1

### DOUBLE-DIGIT SCORERS (62):

Greene 15, Alexander 13, Guidry 12, Arnold 10, Bojang 6, Strandmark 3, Troc 1, Reid 1, Burras

### DOUBLE-DIGIT REBOUNDING (3):

Bojang 1, Alexander 1, Strandmark 1

### LEADING SCORER:

Guidry 9, Alexander 5, Greene 5, Arnold 2, Bojang 1

### LEADING REBOUNDER:

Bojang 10, Strandmark 6, Alexander 3, Burras 2, Ford 2, Arnold 1

### DOUBLE-DOUBLES (4):

Bojang 1, Guidry 1, Greene 1, Alexander 1

### DUNKS (4):

Strandmark 2, Reid 1, Bojang 1

### FIRST SUBSTITUTION:

Strandmark 8, Bojang 3, Ford 3, Troc 1, Reid 1, Greene 1, Arnold 1, Alexander 1

### CHARGES DRAWN (26):

Arnold 5, Burras 5, Troc 5, Alexander 4, Strandmark 2, Bojang 2, Ford 2, Greene 1

### MOST MINUTES:

40, Vince Greene vs. Wichita State, 1-18-03  
 39, Baboucarr Bojang at Kent State, 12-7-02  
 39, Vince Greene at Southern Illinois, 1-4-03  
 38, Vince Greene at Creighton, 1-20-03  
 38, Trey Guidry at Kent State, 12-7-02  
 38, Baboucarr Bojang vs. Wichita State, 1-18-03  
 38, Trey Guidry at Evansville, 1-25-03  
 38, Vince Greene at Evansville, 1-25-03  
 38, Vince Greene vs. Indiana State, 2-8-03

## INDIVIDUAL GAME-BY-GAME (PTS-REB-ASTS)


Opponent	Alexander	Arnold	Bojang	Burras	Ford	Gillan
<i>Utah State</i>	6-1-0*	9-4-0	2-5-1*	0-2-0	0-1-0	DNP
<i>at Central Michigan</i>	18-2-0*	4-2-0*	4-0-2*	2-4-1	0-1-0	DNP
<i>Illinois-Chicago</i>	12-2-0*	11-6-2*	4-4-2	0-2-0	0-1-0	DNP
<i>Chattanooga</i>	2-2-2*	3-2-0*	15-10-1	2-3-0	6-2-1	DNP
<i>at Kent State</i>	13-1-0*	6-1-0*	14-6-0*	0-0-0	6-5-1*	DNP
<i>at Western Kentucky</i>	18-2-3*	4-5-0	3-3-0*	0-0-0	2-0-0*	0-0-0
<i>Jacksonville</i>	15-5-1*	5-2-0*	8-8-1	6-2-1	2-5-1*	0-0-0
<i>Northern Illinois</i>	4-0-2*	9-5-1	2-5-0*	2-6-0	4-2-0*	0-0-0
<i>SMS</i>	0-0-0*	14-3-0*	9-1-0*	2-4-1	0-3-1	0-0-0
<i>at Southern Illinois</i>	18-3-1	15-4-0*	12-7-1*	DNP	2-8-2*	DNP
<i>at Northern Iowa</i>	12-5-2*	19-3-2*	8-5-0*	0-1-0	9-5-3*	DNP
<i>#16 Creighton</i>	13-2-0*	13-6-0*	9-3-1*	3-1-0	2-2-0*	DNP
<i>at SMS</i>	5-5-0*	4-1-0*	4-8-0*	0-1-1	0-0-0*	DNP
<i>Wichita State</i>	11-2-4*	10-6-3*	12-9-1*	0-2-1*	4-4-1	DNP
<i>at Creighton</i>	9-3-0*	12-1-0*	18-6-1*	9-4-1	0-5-3	DNP
<i>at Evansville</i>	8-0-4*	11-4-0*	9-7-0*	2-1-0	0-1-0	DNP
<i>Northern Iowa</i>	17-7-1*	11-2-0*	4-6-1*	0-2-0	2-2-1	DNP
<i>Bradley</i>	21-10-0*	10-3-0*	0-1-0*	0-0-0	2-2-0	0-0-0
<i>at Wichita State</i>	12-3-3*	2-2-0*	21-5-0*	0-0-1	0-0-0	0-1-0
<i>Indiana State</i>	10-2-1*	6-5-0*	7-3-1*	10-5-0	0-4-0	DNP
<i>at Bradley</i>						
<i>Drake</i>						
<i>Evansville</i>						
<i>at Marshall</i>						
<i>at Drake</i>						
<i>at Indiana State</i>						
<i>Southern Illinois</i>						

Opponent	Greene	Guidry	Harris	Hill	Reid	Strandmark	Troc
<i>Utah State</i>	10-3-3*	20-2-1*	DNP	DNP	2-1-1	2-2-1*	2-4-5
<i>at Central Michigan</i>	13-2-5*	7-2-0	DNP	DNP	8-0-0	11-7-1	2-4-1*
<i>Illinois-Chicago</i>	14-3-6*	14-0-3*	DNP	DNP	0-0-0	10-8-1*	0-1-0
<i>Chattanooga</i>	0-0-8*	26-1-0*	DNP	DNP	0-0-0	11-5-0*	3-0-2
<i>at Kent State</i>	3-1-3	15-4-11*	DNP	DNP	0-0-0	4-4-1	0-0-0
<i>at Western Kentucky</i>	6-4-3	5-4-1*	0-0-0	2-1-0	0-0-1	2-9-1*	1-2-0
<i>Jacksonville</i>	17-5-11*	3-2-2	0-0-0	0-1-0	2-3-0	8-2-1*	8-2-2
<i>Northern Illinois</i>	16-1-1*	19-2-1	DNP	DNP	DNP	5-6-0*	4-0-1
<i>SMS</i>	14-3-0*	3-1-0*	2-0-0	0-0-0	0-0-0	4-3-0	0-1-0
<i>at Southern Illinois</i>	7-1-4*	11-1-4*	DNP	DNP	DNP	0-1-0	0-0-0
<i>at Northern Iowa</i>	2-3-3*	0-2-0	DNP	DNP	DNP	7-4-0	7-3-1
<i>#16 Creighton</i>	17-3-7*	0-1-1	DNP	DNP	DNP	0-5-1	0-0-0
<i>at SMS</i>	13-7-1*	16-1-2	2-0-1	DNP	2-3-0	0-0-0	DNP
<i>Wichita State</i>	14-3-3*	15-1-0	DNP	DNP	DNP	0-2-0	0-2-0
<i>at Creighton</i>	13-3-8*	21-1-0*	0-1-0	DNP	0-0-1	0-0-0	0-0-0
<i>at Evansville</i>	14-6-4*	27-2-3*	DNP	DNP	DNP	3-5-0	0-0-0
<i>Northern Iowa</i>	14-4-4*	10-6-0*	DNP	DNP	2-1-0	6-5-0	10-1-1
<i>Bradley</i>	15-3-7*	13-1-3*	0-0-0	0-0-0	13-6-3	7-8-1	8-5-2
<i>at Wichita State</i>	12-3-3*	8-0-2*	0-0-0	2-0-0	6-0-1	0-5-1	8-2-0
<i>Indiana State</i>	14-2-5*	3-0-1*	DNP	DNP	4-0-0	6-11-2	0-2-0
<i>at Bradley</i>							
<i>Drake</i>							
<i>Evansville</i>							
<i>at Marshall</i>							
<i>at Drake</i>							
<i>at Indiana State</i>							
<i>Southern Illinois</i>							



In remembrance of former Illinois State director of athletics and coach Milt Weisbecker, who passed away in 2002, the Redbird men's basketball team will be wearing patches on its uniforms this season.





# 2 • Gregg Alexander

Sophomore • 6-4 • 195 • Guard/Forward • Lincoln, Ill. (Lincoln)



## UPDATED PLAYER NOTES

- Named Missouri Valley Conference Player of the Week on February 3.
- Has made four or more threes in a game seven times in his career.
- Has only missed one free throw attempt all season.
- Posted his first career double-double with a career-best 10 rebounds and a season-high 21 points against Bradley.
- Tossed in 17 points in the victory over Northern Iowa.
- Has sank 17 of his last 32 three-point attempts (.531).
- For the third time this season, scored 18 points at Southern Illinois after not getting the starting nod for the first time this season.
- Has scored double-figures in 13 of 20 games.
- Posted a game-high 18 points at Central Michigan on 4-for-6 shooting on treys.
- Seven points and three boards against EA Sports.
- Had eight points, four steals and three rebounds in exhibition against SIU-Edwardsville. Shot 3-for-6 from the field, including 2-of-3 from 3-point range.
- Posted three points in the Red-White scrimmage.

## 2002-03 GAME-BY-GAME STATISTICS

Opponent	M	FG-A	3FG-A	FT-A	R	PF	A	TO	BLK	S	TP
Utah State	27	2-6	2-5	0-0	1	3	0	2	0	2	6
at Central Michigan	33	7-11	4-6	0-0	2	3	0	2	0	1	18
Illinois-Chicago	29	4-9	4-8	0-0	2	0	0	5	0	0	12
Chattanooga	27	1-7	0-2	0-0	2	3	2	0	0	0	2
at Kent State	31	4-7	3-4	2-2	1	1	0	4	0	1	13
at Western Kentucky	33	7-14	2-6	2-2	2	1	3	2	0	1	18
Jacksonville	32	5-7	3-4	2-2	5	0	1	0	0	2	15
Northern Illinois	35	1-10	0-6	2-2	0	5	2	1	1	0	4
SMS*	22	0-3	0-1	0-0	0	1	0	1	0	0	0
at Southern Illinois*	26	7-16	2-8	2-2	3	4	1	1	0	0	18
at Northern Iowa*	36	3-8	2-3	4-4	5	0	2	2	0	3	12
Creighton*	35	4-9	2-5	3-3	2	2	0	4	0	1	13
at SMS*	37	1-10	0-4	3-4	5	2	0	2	0	3	5
Wichita State*	36	4-11	1-6	2-2	2	1	4	0	0	1	11
at Creighton*	30	2-5	2-3	3-3	3	0	0	4	0	2	9
at Evansville*	32	3-9	2-5	0-0	0	4	4	3	0	1	8
Northern Iowa*	31	6-9	3-3	2-2	7	1	1	1	0	1	17
Bradley*	32	8-16	5-9	0-0	10	2	0	4	1	2	21
at Wichita State*	36	3-9	3-7	3-3	3	0	3	2	1	1	12
Indiana State*	32	4-9	2-5	0-0	2	3	1	2	1	2	10

\* Missouri Valley Conference game

## ALEXANDER'S CAREER HIGHS

Points	24 vs. Hofstra, 11-25-01
Rebounds	10 vs. Bradley, 2-1-03
Assists	4, four times
Steals	4 at Chattanooga, 12-15-01
Blocks	1, four times
Minutes	42 vs. Hofstra, 11-25-01

## ALEXANDER'S SEASON HIGHS

Points	21 vs. Bradley, 2-1-03
Rebounds	10 vs. Bradley, 2-1-03
Assists	4, twice
Steals	3, twice
Blocks	1, four times
Minutes	37 at SMS, 1-15-03

## ALEXANDER'S CAREER STATISTICS

YEAR	G-GS	MIN	FG-FGA	PCT	3FG-FGA	PCT	FT-FTA	PCT	O-D	REB	AVG	AST	TO	BLK	STL	TP	AVG
01-02	31-30	1004	112-254	.441	58-148	.392	28-37	.757	22-78	100	3.2	64	37	0	40	310	10.0
02-03	20-19	632	76-185	.411	42-100	.420	30-31	.968	15-42	57	2.9	24	42	4	24	224	11.2
<b>Total</b>	<b>51-49</b>	<b>1636</b>	<b>188-439</b>	<b>.428</b>	<b>100-248</b>	<b>.403</b>	<b>58-68</b>	<b>.853</b>	<b>37-120</b>	<b>157</b>	<b>3.1</b>	<b>88</b>	<b>79</b>	<b>4</b>	<b>64</b>	<b>534</b>	<b>10.5</b>


## ALEXANDER'S MISSOURI VALLEY CONFERENCE STATISTICS

YEAR	G-GS	MIN	FG-FGA	PCT	3FG-FGA	PCT	FT-FTA	PCT	O-D	REB	AVG	AST	TO	BLK	STL	TP	AVG
01-02	18-17	602	68-152	.447	37-88	.420	14-18	.778	11-46	57	3.2	33	29	0	21	187	10.4
02-03	12-11	385	45-114	.395	24-59	.407	22-23	.957	12-30	42	3.5	16	26	3	17	136	11.3
<b>Total</b>	<b>30-28</b>	<b>987</b>	<b>113-266</b>	<b>.425</b>	<b>61-147</b>	<b>.415</b>	<b>36-41</b>	<b>.878</b>	<b>23-76</b>	<b>99</b>	<b>3.3</b>	<b>49</b>	<b>55</b>	<b>3</b>	<b>38</b>	<b>323</b>	<b>10.8</b>

## ALEXANDER AGAINST BRADLEY

G-GS	MIN	FG-FGA	PCT	3FG-FGA	PCT	FT-FTA	PCT	REB	AVG	AST	BLK	STL	TP	AVG
3-3	105	14-37	.378	9-20	.450	0-0	.000	13	4.3	5	1	5	37	12.3





# 21 • Marcus Arnold



Freshman • 6-8 • 225 • Forward • Chicago, Ill. (Morgan Park)

### UPDATED PLAYER NOTES

- Had his lowest scoring effort of his career – 2 points at Wichita State.
- Has scored double digits in nine of his last 12 games.
- Scored nine points in his collegiate debut against Utah State.
- In 15 minutes, recorded four points and two boards against EA Sports.
- Saw 19 minutes of action in the first exhibition against SIU-Edwardsville. Finished with six points on 3-for-5 shooting with one rebound and a block.
- Dumped in six points in the Red-White scrimmage.

### 2002-03 GAME-BY-GAME STATISTICS

Opponent	M	FG-A	3FG-A	FT-A	R	PF	A	TO	BLK	S	TP
Utah State	20	4-7	0-0	1-4	4	1	0	1	0	0	9
at Central Michigan	22	2-4	0-0	0-0	2	3	0	1	0	0	4
Illinois-Chicago	25	4-7	0-0	3-4	6	4	2	1	4	0	11
Chattanooga	11	1-1	0-0	1-2	2	3	0	1	1	0	3
at Kent State	22	3-5	0-0	0-0	1	3	0	1	0	0	6
at Western Kentucky	15	2-3	0-0	0-0	5	4	0	1	1	0	4
Jacksonville	18	2-8	0-0	1-1	2	3	0	0	1	0	5
Northern Illinois	22	4-7	0-0	1-3	5	3	1	2	1	0	9
SMS*	23	4-6	0-0	6-9	3	4	0	1	0	0	14
at Southern Illinois*	36	7-11	0-0	1-1	4	5	0	1	1	0	15
at Northern Iowa*	31	9-18	0-0	1-2	3	2	2	0	0	0	19
Creighton*	30	5-11	0-0	3-3	6	4	0	1	0	0	13
at SMS*	17	1-2	0-0	2-2	1	5	0	1	1	0	4
Wichita State*	30	3-11	0-0	4-5	6	2	3	3	2	0	10
at Creighton*	23	5-9	0-0	2-2	1	5	0	1	0	0	12
at Evansville*	26	5-10	0-0	1-3	4	5	0	2	0	2	11
Northern Iowa*	23	4-8	0-0	3-5	2	0	0	0	0	0	11
Bradley*	18	3-5	0-0	4-4	3	2	0	0	1	0	10
at Wichita State*	8	1-6	0-0	0-0	2	1	0	0	0	0	2
Indiana State*	20	2-3	0-0	2-2	5	0	0	4	2	0	6
at Bradley*											
Drake*											
Evansville*											
at Marshall											
at Drake*											
at Indiana State*											
Southern Illinois*											

\* Missouri Valley Conference game

### ARNOLD'S CAREER HIGHS

Points	19 at Northern Iowa, 1-7-03
Rebounds	6, three times
Assists	3 vs. Wichita State, 1-18-03
Steals	2 at Evansville, 1-25-03
Blocks	4 vs. Illinois-Chicago, 11-30-02
Minutes	36 at Southern Illinois, 1-4-03

### ARNOLD'S SEASON HIGHS

Points	19 at Northern Iowa, 1-7-03
Rebounds	6, three times
Assists	3 vs. Wichita State, 1-18-03
Steals	2 at Evansville, 1-25-03
Blocks	4 vs. Illinois-Chicago, 11-30-02
Minutes	36 at Southern Illinois, 1-4-03

### ARNOLD'S CAREER STATISTICS

YEAR	G-GS	MIN	FG-FGA	PCT	3FG-FGA	PCT	FT-FTA	PCT	O-D	REB	AVG	AST	TO	BLK	STL	TP	AVG
02-03	20-17	440	71-142	.500	0-0	.000	36-52	.692	30-37	67	3.4	8	22	15	2	178	8.9

### ARNOLD'S MISSOURI VALLEY CONFERENCE STATISTICS

YEAR	G-GS	MIN	FG-FGA	PCT	3FG-FGA	PCT	FT-FTA	PCT	O-D	REB	AVG	AST	TO	BLK	STL	TP	AVG
02-03	12-12	285	49-100	.490	0-0	.000	29-38	.763	18-22	40	3.3	5	14	7	2	127	10.6

### ARNOLD AGAINST BRADLEY

YEAR	G-GS	MIN	FG-FGA	PCT	3FG-FGA	PCT	FT-FTA	PCT	O-D	REB	AVG	AST	TO	BLK	STL	TP	AVG
	1-1	18	3-5	.600	0-0	.000	4-4	1.000	2-1	3	3.0	0	0	1	0	10	10.0



# 23 • Baboucarr Bojang



Senior • 6-9 • 205 • Forward • Greenville, S.C. (Wade Hampton/SMS-West Plains)

## 2002-03 GAME-BY-GAME STATISTICS

Opponent	M	FG-A	3FG-A	FT-A	R	PF	A	TO	BLK	S	TP
Utah State	29	1-4	0-0	0-2	5	3	1	2	0	0	2
at Central Michigan	21	2-5	0-0	0-0	0	5	2	1	0	0	4
Illinois-Chicago	27	0-6	0-0	4-5	4	3	2	3	1	1	4
Chattanooga	30	4-10	0-0	7-8	10	1	1	3	1	0	15
at Kent State	39	6-15	0-0	2-2	6	4	0	2	0	1	14
at Western Kentucky	17	1-4	0-0	1-2	3	2	0	0	1	1	3
Jacksonville	29	3-8	0-0	2-2	8	3	1	2	1	2	8
Northern Illinois	14	0-0	0-0	2-4	5	5	0	3	1	0	2
SMS*	25	2-4	0-0	5-6	1	0	0	3	2	2	9
at Southern Illinois*	32	3-6	0-0	6-8	7	4	1	2	0	0	12
at Northern Iowa*	27	4-6	0-0	0-0	5	5	0	1	0	1	8
Creighton*	27	4-10	0-0	1-1	3	2	1	1	1	1	9
at SMS*	28	1-2	0-0	2-4	8	5	0	3	0	0	4
Wichita State*	38	6-12	0-0	0-0	9	4	1	3	0	2	12
at Creighton*	29	8-12	0-0	2-2	6	3	1	1	0	0	18
at Evansville*	34	3-8	0-0	3-4	7	4	0	1	0	1	9
Northern Iowa*	32	1-7	0-0	2-2	6	1	1	3	0	1	4
Bradley*	7	0-2	0-0	0-0	1	0	0	1	0	0	0
at Wichita State*	35	8-10	0-0	5-6	5	4	0	1	0	0	21
Indiana State*	25	2-3	0-0	3-4	3	2	1	2	0	0	7
at Bradley*											
Drake*											
Evansville*											
at Marshall											
at Drake*											
at Indiana State*											
Southern Illinois*											

\* Missouri Valley Conference game

## UPDATED PLAYER NOTES

- Had his best all-around game of the season with 21 points on 8-for-10 shooting at Wichita State.
- Has had single-digit scoring in four of the last five games.
- Had 18 points at Creighton.
- One rebound shy of his second double-double of the season against Wichita State.
- Left the Western Kentucky game early in the second half with a mild concussion and didn't return after crashing to the floor going for an offensive rebound.
- Had his first double-double of the season with 15 points and 10 rebounds against Chattanooga.
- Posted his first career game without a rebound at Central Michigan and his first without a field goal against Illinois-Chicago.
- Tallied a double-double against EA Sports with 15 points and 10 rebounds.
- Finished with 14 points on 6-for-8 shooting along with six boards against SIU-Edwardsville.
- Named to the Preseason All-Missouri Valley Conference Team.
- Posted nine points in the Red-White game.

## BOJANG'S CAREER HIGHS

Points	26 at Chattanooga, 12-15-01
Rebounds	15 vs. Northern Iowa, 1-30-02
Assists	4 vs. Evansville, 2-13-02
Steals	4, twice
Blocks	4 vs. Northern Iowa, 1-30-02
Minutes	39, twice

## BOJANG'S SEASON HIGHS

Points	21 at Wichita State, 2-4-03
Rebounds	10 vs. Chattanooga, 12-2-02
Assists	2, twice
Steals	2, three times
Blocks	2 vs. SMS, 12-29-02
Minutes	39 at Kent State, 12-7-02

## BOJANG'S CAREER STATISTICS


YEAR	G-GS	MIN	FG-FGA	PCT	3FG-FGA	PCT	FT-FTA	PCT	O-D	REB	AVG	AST	TO	BLK	STL	TP	AVG
01-02	31-29	971	158-339	.466	0-0	.000	93-128	.727	75-162	237	7.6	29	74	9	30	409	13.2
02-03	20-17	545	59-134	.440	0-0	.000	47-62	.758	39-63	102	5.1	13	38	8	13	165	8.3
Total	51-46	1516	217-473	.459	0-0	.000	140-190	.737	114-225	339	6.6	42	112	17	43	574	11.3

## BOJANG'S MISSOURI VALLEY CONFERENCE STATISTICS

YEAR	G-GS	MIN	FG-FGA	PCT	3FG-FGA	PCT	FT-FTA	PCT	O-D	REB	AVG	AST	TO	BLK	STL	TP	AVG
01-02	18-16	566	85-193	.440	0-0	.000	55-70	.786	40-101	141	7.8	21	46	8	15	225	12.5
02-03	12-12	339	42-82	.512	0-0	.000	29-37	.784	26-35	61	5.1	6	22	3	8	113	9.4
Total	30-28	905	127-275	.462	0-0	.000	84-107	.785	66-136	202	6.7	27	68	11	23	338	11.3

## BOJANG AGAINST BRADLEY

G-GS	MIN	FG-FGA	PCT	3FG-FGA	PCT	FT-FTA	PCT	REB	AVG	AST	BLK	STL	TP	AVG
3-3	71	8-23	.348	0-0	.000	5-7	.714	11	3.7	1	2	3	21	7.0



# 1 • Chris Burras

Freshman • 6-5 • 210 • Forward • Chicago, Ill. (Leo)



## • 2002-03 GAME-BY-GAME STATISTICS

Opponent	M	FG-A	3FG-A	FT-A	R	PF	A	TO	BLK	S	TP
Utah State	6	0-1	0-0	0-0	2	1	0	0	0	0	0
at Central Michigan	9	1-3	0-0	0-0	4	3	1	2	0	1	2
Illinois-Chicago	6	0-1	0-0	0-0	2	0	1	0	0	0	0
Chattanooga	13	1-7	0-0	0-0	3	2	0	1	0	0	2
at Kent State	1	0-0	0-0	0-0	0	0	0	0	0	0	0
at Western Kentucky	13	0-4	0-0	0-0	0	2	0	2	0	0	0
Jacksonville	9	3-4	0-0	0-0	2	1	1	0	0	1	6
Northern Illinois	15	1-1	0-0	0-0	6	3	0	0	0	2	2
SMS*	21	0-1	0-0	2-6	4	2	1	1	0	0	2
at Southern Illinois*					Did Not Play						
at Northern Iowa*	4	0-1	0-1	0-0	1	1	0	0	0	0	0
Creighton*	8	1-3	1-1	0-0	1	3	0	2	0	0	3
at SMS*	18	0-4	0-0	0-0	1	3	1	3	1	1	0
Wichita State*	7	0-0	0-0	0-0	2	0	1	0	0	0	0
at Creighton*	14	1-5	0-0	7-8	4	4	1	1	0	2	9
at Evansville*	8	1-1	0-0	0-0	1	2	0	0	0	0	2
Northern Iowa*	6	0-1	0-0	0-2	2	0	0	0	0	0	0
Bradley*	1	0-0	0-0	0-0	0	0	0	0	0	0	0
at Wichita State*	8	0-4	0-0	0-0	0	1	1	0	1	0	0
Indiana State*	14	5-8	0-0	0-1	5	1	0	1	0	0	10
at Bradley*											
Drake*											
Evansville*											
at Marshall											
at Drake*											
at Indiana State*											
Southern Illinois*											

\* Missouri Valley Conference game

## UPDATED PLAYER NOTES

- Coming off of a career-high 10 points against Indiana State on 5-for-8 shooting. Also added five rebounds.
- Scored nine points at Creighton that included a 7-for-8 effort from the foul line.
- Got his first career start against Wichita State, but only logged seven minutes and didn't score.
- Hit his first career three-pointer against Creighton.
- Posted a career-best six rebounds against Northern Illinois.
- Collected two points and four boards at Central Michigan in nine minutes.
- Posted five points and five rebounds against EA Sports.
- Scored 10 points in the Red-White scrimmage.
- Came off the bench to score 12 points in the 'Birds exhibition win over SIU-Edwardsville. Added two steals and two assists in 20 minutes.

## BURRAS' CAREER HIGHS

Points	10 vs. Indiana State, 2-8-03
Rebounds	6 vs. Northern Illinois, 12-21-02
Assists	1, five times
Steals	2, twice
Blocks	1 at SMS, 1-15-03
Minutes	21 vs. SMS, 12-29-02

## BURRAS' SEASON HIGHS

Points	10 vs. Indiana State, 2-8-03
Rebounds	6 vs. Northern Illinois, 12-21-02
Assists	1, five times
Steals	2, twice
Blocks	1 at SMS, 1-15-03
Minutes	21 vs. SMS, 12-29-02

## BURRAS' CAREER STATISTICS


YEAR	G-GS	MIN	FG-FGA	PCT	3FG-FGA	PCT	FT-FTA	PCT	O-D	REB	AVG	AST	TO	BLK	STL	TP	AVG
02-03	19-1	181	14-49	.286	1-2	.500	9-17	.529	17-23	40	2.1	7	14	2	7	38	2.0

## BURRAS' MISSOURI VALLEY CONFERENCE STATISTICS

YEAR	G-GS	MIN	FG-FGA	PCT	3FG-FGA	PCT	FT-FTA	PCT	O-D	REB	AVG	AST	TO	BLK	STL	TP	AVG
02-03	11-1	109	8-28	.286	1-2	.500	9-17	.529	8-13	21	1.9	5	8	2	3	26	2.4

## BURRAS AGAINST BRADLEY

YEAR	G-GS	MIN	FG-FGA	PCT	3FG-FGA	PCT	FT-FTA	PCT	O-D	REB	AVG	AST	TO	BLK	STL	TP	AVG
	1-0	1	0-0	.000	0-0	.000	0-0	.000	0-0	0	0.0	0	0	0	0	0	0.0



# 3• Dana Ford

Freshman • 6-4 • 185 • Guard • Tamms, Ill. (Egyptian)



## • 2002-03 GAME-BY-GAME STATISTICS

• Opponent	M	FG-A	3FG-A	FT-A	R	PF	A	TO	BLK	S	TP
• Utah State	4	0-0	0-0	0-0	1	0	0	1	0	0	0
• at Central Michigan	1	0-0	0-0	0-0	1	1	0	0	0	0	0
• Illinois-Chicago	8	0-1	0-0	0-0	1	1	0	0	0	0	0
• Chattanooga	17	3-4	0-0	0-1	2	2	1	1	2	2	6
• at Kent State	30	3-5	0-0	0-0	5	1	1	1	0	0	6
• at Western Kentucky	22	1-3	0-1	0-0	0	0	0	1	0	1	2
• Jacksonville	18	1-4	0-0	0-2	5	0	1	1	0	0	2
• Northern Illinois	13	2-4	0-0	0-0	2	1	0	2	0	1	4
• SMS*	19	0-5	0-0	0-0	3	2	1	0	0	0	0
• at Southern Illinois*	31	1-3	0-0	0-0	8	2	2	0	0	3	2
• at Northern Iowa*	31	4-5	1-1	0-0	5	3	3	2	1	1	9
• Creighton*	22	1-5	0-0	0-0	2	3	0	4	0	0	2
• at SMS*	6	0-0	0-0	0-0	0	0	0	3	0	0	0
• Wichita State*	19	2-3	0-0	0-0	4	4	1	1	0	1	4
• at Creighton*	18	0-3	0-0	0-0	5	3	3	2	0	0	0
• at Evansville*	10	0-1	0-0	0-0	1	2	0	1	2	1	0
• Northern Iowa*	8	1-2	0-0	0-2	2	1	1	2	0	1	8
• Bradley*	13	1-1	0-0	0-0	2	4	0	1	0	0	2
• at Wichita State*	3	0-2	0-0	0-0	0	0	0	0	0	0	0
• Indiana State*	7	0-0	0-0	0-0	4	0	0	2	0	0	0
• at Bradley*											
• Drake*											
• Evansville*											
• at Marshall											
• at Drake*											
• at Indiana State*											
• Southern Illinois*											

\* Missouri Valley Conference game

## UPDATED PLAYER NOTES

- Has not scored in the last two games in only a combined 10 minutes of play.
- Along with Gregg Alexander, has become a defensive stopper for the Redbirds.
- Scored a career-high nine points on 4-for-5 shooting at Northern Iowa.
- Saw eight minutes of action against EA Sports without a point. Added one board, one assist and one steal.
- Started at guard in the exhibition game against SIU-Edwardsville and finished with four points, six rebounds and five assists.
- Tossed in six points in the annual Red-White game.

## FORD'S CAREER HIGHS

Points .....	9 at Northern Iowa, 1-7-03
Rebounds .....	8 at Southern Illinois, 1-4-03
Assists .....	3, twice
Steals .....	3 at Southern Illinois, 1-4-03
Blocks .....	2, twice
Minutes .....	31, twice

## FORD'S SEASON HIGHS

Points .....	9 at Northern Iowa, 1-7-03
Rebounds .....	8 at Southern Illinois, 1-4-03
Assists .....	3, twice
Steals .....	3 at Southern Illinois, 1-4-03
Blocks .....	2, twice
Minutes .....	31, twice

## FORD'S CAREER STATISTICS


YEAR	G-GS	MIN	FG-FGA	PCT	3FG-FGA	PCT	FT-FTA	PCT	O-D	REB	AVG	AST	TO	BLK	STL	TP	AVG
02-03	20-8	300	20-51	.392	1-2	.500	0-5	.000	18-35	53	2.7	14	25	5	11	41	2.1

## FORD'S MISSOURI VALLEY CONFERENCE STATISTICS

YEAR	G-GS	MIN	FG-FGA	PCT	3FG-FGA	PCT	FT-FTA	PCT	O-D	REB	AVG	AST	TO	BLK	STL	TP	AVG
02-03	12-4	187	10-30	.333	1-1	1.000	0-2	.000	11-25	36	3.0	11	18	3	7	21	1.8

## FORD AGAINST BRADLEY

YEAR	G-GS	MIN	FG-FGA	PCT	3FG-FGA	PCT	FT-FTA	PCT	O-D	REB	AVG	AST	TO	BLK	STL	TP	AVG
	1-0	13	1-1	1.000	0-0	.000	0-0	.000	0-2	2	2.0	0	1	0	0	2	2.0



# 44 • Brett Gillan



Senior • 6-4 • 190 • Guard/Forward • Normal, Ill. (Normal Community)

### 2002-03 GAME-BY-GAME STATISTICS

Opponent	M	FG-A	3FG-A	FT-A	R	PF	A	TO	BLK	S	TP
Utah State											
at Central Michigan											
Illinois-Chicago											
Chattanooga											
at Kent State											
at Western Kentucky	2	0-0	0-0	0-0	0	0	0	1	0	1	0
Jacksonville	0+	0-0	0-0	0-0	0	0	0	0	0	0	0
Northern Illinois	0+	0-0	0-0	0-0	0	0	0	1	0	0	0
SMS*	3	0-0	0-0	0-0	0	0	0	0	0	0	0
at Southern Illinois*											
at Northern Iowa*											
Creighton*											
at SMS*											
Wichita State*											
at Creighton*											
at Evansville*											
Northern Iowa*											
Bradley*	1	0-0	0-0	0-0	0	0	0	0	0	0	0
at Wichita State*	1	0-0	0-0	0-0	1	0	0	0	0	0	0
Indiana State*											
at Bradley*											
Drake*											
Evansville*											
at Marshall											
at Drake*											
at Indiana State*											
Southern Illinois*											

\* Missouri Valley Conference game

### UPDATED PLAYER NOTES

- Did not play in the last game.
- Played five minutes against SIU-Edwardsville and was 0-for-1 from the floor with one assist.
- Didn't score in the Red-White scrimmage.

### GILLAN'S CAREER HIGHS

Points	2, three times
Rebounds	1, six times
Assists	1 vs. Creighton, 1-2-02
Steals	1 at Western Kentucky, 12-15-02
Blocks	None
Minutes	4, twice

### GILLAN'S SEASON HIGHS


Points	0
Rebounds	1 at Wichita State, 2-4-03
Assists	0
Steals	1 at Western Kentucky, 12-15-02
Blocks	0
Minutes	3 vs. SMS, 12-29-02

### GILLAN'S CAREER STATISTICS

YEAR	G-GS	MIN	FG-FGA	PCT	3FG-FGA	PCT	FT-FTA	PCT	O-D	REB	AVG	AST	TO	BLK	STL	TP	AVG
99-00	8-0	9	1-1	1.000	0-0	.000	0-0	.000	0-1	1	0.1	0	0	0	0	2	0.3
00-01	14-0	20	2-4	.500	0-2	.000	0-0	.000	0-2	2	0.1	1	1	0	0	4	0.3
01-02	8-0	15	0-0	.000	0-0	.000	0-0	.000	0-2	2	0.3	1	1	0	0	0	0.0
02-03	6-0	7	0-0	.000	0-0	.000	0-0	.000	1-0	1	0.2	0	2	0	1	0	0.0
<b>Total</b>	<b>36-0</b>	<b>51</b>	<b>3-5</b>	<b>.600</b>	<b>0-2</b>	<b>.000</b>	<b>0-0</b>	<b>.000</b>	<b>1-5</b>	<b>6</b>	<b>0.2</b>	<b>2</b>	<b>4</b>	<b>0</b>	<b>1</b>	<b>6</b>	<b>0.2</b>

### GILLAN'S MISSOURI VALLEY CONFERENCE STATISTICS

YEAR	G-GS	MIN	FG-FGA	PCT	3FG-FGA	PCT	FT-FTA	PCT	O-D	REB	AVG	AST	TO	BLK	STL	TP	AVG
99-00	5-0	5	1-1	1.000	0-0	.000	0-0	.000	0-1	1	0.2	0	0	0	0	2	0.4
00-01	6-0	8	0-1	.000	0-1	.000	0-0	.000	0-1	1	0.2	0	1	0	0	0	0.0
01-02	4-0	9	0-0	.000	0-0	.000	0-0	.000	0-1	1	0.3	1	0	0	0	0	0.0
02-03	3-0	5	0-0	.000	0-0	.000	0-0	.000	1-0	1	0.3	0	0	0	0	0	0.0
<b>Total</b>	<b>18-0</b>	<b>27</b>	<b>1-2</b>	<b>.500</b>	<b>0-1</b>	<b>.000</b>	<b>0-0</b>	<b>.000</b>	<b>1-3</b>	<b>4</b>	<b>0.2</b>	<b>1</b>	<b>1</b>	<b>0</b>	<b>0</b>	<b>2</b>	<b>0.1</b>



# 11 • Vince Greene

Sophomore • 5-9 • 160 • Guard • Chicago, Ill. (Brother Rice)



### 2002-03 GAME-BY-GAME STATISTICS

Opponent	M	FG-A	3FG-A	FT-A	R	PF	A	TO	BLK	S	TP
Utah State	33	4-12	2-6	0-0	3	2	3	4	0	0	10
at Central Michigan	27	5-9	1-2	2-2	2	0	5	7	0	1	13
Illinois-Chicago	28	5-9	2-3	2-2	3	5	6	1	0	1	14
Chattanooga	33	0-8	0-4	0-0	0	1	8	1	0	1	0
at Kent State	17	1-2	1-1	0-0	1	0	3	2	0	2	3
at Western Kentucky	21	2-6	0-2	2-2	4	1	3	3	0	2	6
Jacksonville	34	6-11	3-6	2-2	5	2	11	2	0	1	17
Northern Illinois	34	5-9	2-6	4-4	1	3	1	3	0	4	16
SMS*	23	5-6	2-2	2-2	0	1	1	5	0	1	14
at Southern Illinois*	39	3-8	1-2	0-1	1	2	4	4	0	1	7
at Northern Iowa*	19	1-2	0-0	0-0	3	2	3	4	0	0	2
Creighton*	36	5-5	3-3	4-5	3	3	7	2	0	4	17
at SMS*	33	3-9	2-4	5-7	7	3	1	4	0	2	13
Wichita State*	40	5-8	3-4	1-2	3	1	3	1	0	4	14
at Creighton*	38	6-10	1-3	0-0	3	3	8	3	0	3	13
at Evansville*	38	6-12	2-5	0-1	6	4	4	4	0	7	14
Northern Iowa*	33	4-8	1-2	5-6	4	1	4	2	0	1	14
Bradley*	31	3-6	1-2	8-8	3	2	7	2	0	0	15
at Wichita State*	32	4-6	2-4	2-2	3	4	3	3	0	2	12
Indiana State*	38	6-8	2-3	0-0	2	1	5	7	0	2	14

\* Missouri Valley Conference game

### UPDATED PLAYER NOTES

- The Redbirds leading scorer in league games.
- Had a career-high and matched the Redbird record with seven steals at Evansville.
- Has posted double-digit scoring in the last nine outings.
- Converted 15 of his last 16 free throw attempts.
- Pulled down a career-high seven rebounds at SMS.
- Has 20 double-figure games in his career, including 15 this season.
- Against Jacksonville, had a career night with 17 points, 11 assists and five rebounds.
- Led the 'Birds in scoring with 16 points against EA Sports, on 3-for-4 shooting on 3-pointers.
- Poured in a game-high 26 points against SIU-Edwardsville and was 6-for-7 on treys. Also added four assists in 27 minutes of action.
- Scored four points in the Red-White game.

### GREENE'S CAREER HIGHS

Points	17, twice
Rebounds	7 at SMS, 1-15-03
Assists	11 vs. Jacksonville, 12-18-02
Steals	7 at Evansville, 1-25-03
Blocks	0
Minutes	40 vs. Wichita State, 1-18-03

### GREENE'S SEASON HIGHS

Points	17, twice
Rebounds	7 at SMS, 1-15-03
Assists	11 vs. Jacksonville, 12-18-02
Steals	7 at Evansville, 1-25-03
Blocks	0
Minutes	40 vs. Wichita State, 1-18-03

### GREENE'S CAREER STATISTICS


YEAR	G-GS	MIN	FG-FGA	PCT	3FG-FGA	PCT	FT-FTA	PCT	O-D	REB	AVG	AST	TO	BLK	STL	TP	AVG
01-02	31-2	472	43-123	.350	23-55	.418	36-42	.857	4-18	22	0.7	58	52	1	15	145	4.7
02-03	20-18	626	79-154	.513	31-64	.484	39-46	.848	7-50	57	2.9	90	64	0	39	228	11.4
<b>Total</b>	<b>51-20</b>	<b>1098</b>	<b>122-277</b>	<b>.440</b>	<b>54-119</b>	<b>.454</b>	<b>75-88</b>	<b>.852</b>	<b>11-68</b>	<b>79</b>	<b>1.5</b>	<b>148</b>	<b>116</b>	<b>1</b>	<b>54</b>	<b>373</b>	<b>7.3</b>

### GREENE'S MISSOURI VALLEY CONFERENCE STATISTICS

YEAR	G-GS	MIN	FG-FGA	PCT	3FG-FGA	PCT	FT-FTA	PCT	O-D	REB	AVG	AST	TO	BLK	STL	TP	AVG
01-02	18-0	224	20-52	.385	13-31	.419	5-6	.833	1-12	13	0.7	23	19	1	10	58	3.2
02-03	12-12	401	51-88	.580	20-34	.588	27-34	.794	5-33	38	3.2	50	41	0	27	149	12.4
<b>Total</b>	<b>30-12</b>	<b>625</b>	<b>71-140</b>	<b>.507</b>	<b>33-65</b>	<b>.508</b>	<b>32-40</b>	<b>.800</b>	<b>6-45</b>	<b>51</b>	<b>1.7</b>	<b>73</b>	<b>60</b>	<b>1</b>	<b>37</b>	<b>207</b>	<b>6.9</b>

### GREENE AGAINST BRADLEY

G-GS	MIN	FG-FGA	PCT	3FG-FGA	PCT	FT-FTA	PCT	REB	AVG	AST	BLK	STL	TP	AVG
3-1	63	6-11	.545	2-5	.400	8-8	1.000	5	1.7	10	0	1	22	7.3



# 24 • Trey Guidry

Sophomore • 6-2 • 185 • Guard • Baton Rouge, La. (Central/North Carolina State)



### UPDATED PLAYER NOTES

- Back-to-back single digit scoring efforts after six straight games in double figures.
- Posted a career-best six boards in the win over UNI.
- Poured in a career-high 27 points at Evansville, with 21 coming in the first half.
- Scored 21 at Creighton on 8-for-10 shooting.
- Dished out a career-best 11 assists and posted his first career double-double with 15 points at Kent State.
- Tossed in 26 points against Chattanooga with a 4-for-5 effort from behind the arc.
- Poured in a team-high 20 points in the opener against Utah State with six treys.
- Played 19 minutes against EA Sports with seven points.
- His left foot was placed in a cast as a precautionary measure to heal a slight stress fracture. As a result, he did not play in the first exhibition.
- Scored a game-high 22 points in the Red-White game powered by six 3-pointers.

### 2002-03 GAME-BY-GAME STATISTICS

Opponent	M	FG-A	3FG-A	FT-A	R	PF	A	TO	BLK	S	TP
Utah State	35	7-17	6-11	0-0	2	2	1	3	1	0	20
at Central Michigan	24	3-7	1-2	0-0	2	0	0	1	0	0	7
Illinois-Chicago	33	4-17	4-12	2-2	0	3	3	1	0	2	14
Chattanooga	32	11-15	4-5	0-0	1	4	0	2	0	1	26
at Kent State	38	7-14	1-3	0-0	4	4	11	3	0	1	15
at Western Kentucky	31	2-15	1-7	0-0	4	1	1	1	0	2	5
Jacksonville	20	1-5	0-3	1-2	2	2	2	4	0	1	3
Northern Illinois	25	7-15	5-9	0-0	2	2	1	1	1	0	19
SMS*	28	1-6	1-3	0-0	1	3	0	1	0	1	3
at Southern Illinois*	24	3-9	2-2	3-4	1	4	4	5	0	0	11
at Northern Iowa*	11	0-2	0-0	0-0	2	1	0	2	0	0	0
Creighton*	19	0-4	0-3	0-0	1	0	1	2	0	0	0
at SMS*	30	6-11	3-6	1-2	1	2	2	2	0	0	16
Wichita State*	15	5-13	3-6	2-3	1	1	0	1	0	0	15
at Creighton*	33	8-10	5-7	0-0	1	2	0	6	0	0	21
at Evansville*	38	7-21	5-14	8-9	2	2	3	2	0	0	27
Northern Iowa*	26	3-9	2-6	2-2	6	1	0	2	0	0	10
Bradley*	28	5-14	2-9	1-1	1	2	3	3	0	0	13
at Wichita State*	22	2-10	1-6	3-4	0	3	2	0	0	0	8
Indiana State*	24	1-4	0-2	1-2	0	0	1	2	0	0	3

\* Missouri Valley Conference game

### GUIDRY'S CAREER HIGHS

Points	27 at Evansville, 1-25-03
Rebounds	6 vs. Northern Iowa, 1-29-03
Assists	11 at Kent State, 12-7-02
Steals	2, twice
Blocks	1, twice
Minutes	38, twice

### GUIDRY'S SEASON HIGHS

Points	27 at Evansville, 1-25-03
Rebounds	6 vs. Northern Iowa, 1-29-03
Assists	11 at Kent State, 12-7-02
Steals	2, twice
Blocks	1, twice
Minutes	38, twice

### GUIDRY'S CAREER STATISTICS

YEAR	G-GS	MIN	FG-FGA	PCT	3FG-FGA	PCT	FT-FTA	PCT	O-D	REB	AVG	AST	TO	BLK	STL	TP	AVG
00-01*	25-6	241	27-69	.391	19-44	.432	5-9	.556	4-17	21	0.8	9	14	1	8	78	3.1
02-03	20-13	536	83-218	.381	46-116	.397	24-31	.774	2-32	34	1.7	35	44	2	8	236	11.8
<b>Total</b>	<b>45-19</b>	<b>777</b>	<b>110-287</b>	<b>.383</b>	<b>65-160</b>	<b>.406</b>	<b>29-40</b>	<b>.725</b>	<b>6-49</b>	<b>55</b>	<b>1.2</b>	<b>44</b>	<b>58</b>	<b>3</b>	<b>16</b>	<b>314</b>	<b>7.0</b>

\* At North Carolina State

### GUIDRY'S MISSOURI VALLEY CONFERENCE STATISTICS

YEAR	G-GS	MIN	FG-FGA	PCT	3FG-FGA	PCT	FT-FTA	PCT	O-D	REB	AVG	AST	TO	BLK	STL	TP	AVG
02-03	12-8	298	41-113	.363	24-64	.375	21-27	.778	0-17	17	1.4	16	28	0	1	127	10.6


### GUIDRY AGAINST BRADLEY

YEAR	G-GS	MIN	FG-FGA	PCT	3FG-FGA	PCT	FT-FTA	PCT	O-D	REB	AVG	AST	TO	BLK	STL	TP	AVG
	1-1	28	5-14	.357	2-9	.222	1-1	1.000	0-1	1	1.0	3	3	0	0	13	13.0



# 12 • Rebert Harris

Junior • 6-0 • 177 • Guard • Chicago, Ill. (Providence St. Mel)



## 2002-03 GAME-BY-GAME STATISTICS

Opponent	M	FG-A	3FG-A	FT-A	R	PF	A	TO	BLK	S	TP
Utah State					Did Not Play						
at Central Michigan					Did Not Play						
Illinois-Chicago					Did Not Play						
Chattanooga					Did Not Play						
at Kent State					Did Not Play						
at Western Kentucky	2	0-1	0-0	0-0	0	0	0	0	0	0	0
Jacksonville	2	0-0	0-0	0-0	0	0	0	0	1	0	0
Northern Illinois					Did Not Play						
SMS*	9	1-5	0-1	0-0	0	0	0	4	1	1	2
at Southern Illinois*					Did Not Play						
at Northern Iowa*					Did Not Play						
Creighton*					Did Not Play						
at SMS*	14	1-3	0-1	0-0	0-0	4	1	3	0	0	2
Wichita State*					Did Not Play						
at Creighton*	2	0-1	0-0	0-2	1	0	0	0	0	0	0
at Evansville*					Did Not Play						
Northern Iowa*					Did Not Play						
Bradley*	1	0-0	0-0	0-0	0	0	0	0	0	0	0
at Wichita State*	1	0-0	0-0	0-0	0	0	0	0	0	1	0
Indiana State*					Did Not Play						
at Bradley*											
Drake*											
Evansville*											
at Marshall											
at Drake*											
at Indiana State*											
Southern Illinois*											

\* Missouri Valley Conference game

## UPDATED PLAYER NOTES

- Did not play in the last outing.
- All four of his points have come on layups against SMS, with one in each game.
- Went to Hampton as a freshman and Malcolm X College as a sophomore, but didn't play basketball at either school.
- Joined the team prior to the game at Western Kentucky.
- A three-year starter for Providence St. Mel.

## HARRIS' CAREER HIGHS

Points	2, twice
Rebounds	1 at Creighton, 1-20-03
Assists	1 at SMS, 1-15-03
Steals	1, twice
Blocks	1, twice
Minutes	14 at SMS, 1-15-03

## HARRIS' SEASON HIGHS

Points	2, twice
Rebounds	1 at Creighton, 1-20-03
Assists	1 at SMS, 1-15-03
Steals	1, twice
Blocks	1, twice
Minutes	14 at SMS, 1-15-03


## HARRIS' CAREER STATISTICS

YEAR	G-GS	MIN	FG-FGA	PCT	3FG-FGA	PCT	FT-FTA	PCT	O-D	REB	AVG	AST	TO	BLK	STL	TP	AVG
02-03	7-0	31	2-10	.200	0-2	.000	0-2	.000	1-0	1	0.1	1	7	2	2	4	0.6

## HARRIS' MISSOURI VALLEY CONFERENCE STATISTICS

YEAR	G-GS	MIN	FG-FGA	PCT	3FG-FGA	PCT	FT-FTA	PCT	O-D	REB	AVG	AST	TO	BLK	STL	TP	AVG
02-03	5-0	27	2-9	.222	0-2	.000	0-2	.000	1-0	1	0.2	1	7	1	2	4	0.8





# 34 • Kenneth Hill



Sophomore • 6-6 • 190 • Forward • Naperville, Ill. (Central)

### UPDATED PLAYER NOTES

- Did not play in the last game.
- Tossed in two points at Wichita State.
- Played his first regular-season action at Western Kentucky. Finished with two points in two minutes.
- Saw three minutes of action against SIU-Edwardsville, but did not attempt a shot. Grabbed one board.
- Registered four points in the Red-White scrimmage.

### 2002-03 GAME-BY-GAME STATISTICS

Opponent	M	FG-A	3FG-A	FT-A	R	PF	A	TO	BLK	S	TP
Utah State					Did Not Play						
at Central Michigan					Did Not Play						
Illinois-Chicago					Did Not Play						
Chattanooga					Did Not Play						
at Kent State					Did Not Play						
at Western Kentucky	2	1-1	0-0	0-0	1	0	0	0	0	0	2
Jacksonville	2	0-0	0-0	0-0	1	0	0	0	0	0	0
Northern Illinois					Did Not Play						
SMS*	3	0-0	0-0	0-0	0	0	0	0	1	0	0
at Southern Illinois*					Did Not Play						
at Northern Iowa*					Did Not Play						
Creighton*					Did Not Play						
at SMS*					Did Not Play						
Wichita State*					Did Not Play						
at Creighton*					Did Not Play						
at Evansville*					Did Not Play						
Northern Iowa*					Did Not Play						
Bradley*	1	0-0	0-0	0-0	0	0	0	0	0	0	0
at Wichita State*	1	1-2	0-1	0-1	0	0	0	0	0	0	2
Indiana State*					Did Not Play						
at Bradley*											
Drake*											
Evansville*											
at Marshall											
at Drake*											
at Indiana State*											
Southern Illinois*											

\* Missouri Valley Conference game

### HILL'S CAREER HIGHS

Points	2, twice
Rebounds	1, twice
Assists	0
Steals	0
Blocks	1 vs. SMS, 12-29-02
Minutes	3 vs. SMS, 12-29-02

### HILL'S SEASON HIGHS


Points	2, twice
Rebounds	1, twice
Assists	0
Steals	0
Blocks	1 vs. SMS, 12-29-02
Minutes	3 vs. SMS, 12-29-02

### HILL'S CAREER STATISTICS

YEAR	G-GS	MIN	FG-FGA	PCT	3FG-FGA	PCT	FT-FTA	PCT	O-D	REB	AVG	AST	TO	BLK	STL	TP	AVG
02-03	5-0	9	2-3	.667	0-1	.000	0-1	.000	1-1	2	0.4	0	0	1	0	4	0.8

### HILL'S MISSOURI VALLEY STATISTICS

YEAR	G-GS	MIN	FG-FGA	PCT	3FG-FGA	PCT	FT-FTA	PCT	O-D	REB	AVG	AST	TO	BLK	STL	TP	AVG
02-03	3-0	5	1-2	.500	0-1	.000	0-1	.000	0-0	0	0.0	0	0	1	0	2	0.7



# 40 • Casey Reid

Senior • 6-7 • 205 • Forward • Las Vegas, Nev. (Las Vegas/Scottsdale CC)



## UPDATED PLAYER NOTES

- Has converted 8 of his last 10 field goal attempts.
- Has averaged 6.3 points and 1.8 rebounds over the last four games.
- Scored a career-best 13 points against Bradley on a 4-for-4 effort from the field and 5-of-6 at the line. Also chipped in a career-best six rebounds and three steals.
- Was just as instrumental in the win over Northern Iowa with a key rebound, steal and two made free throws to seal the victory.
- Matched his career-best with eight points at Central Michigan.
- His only points against Utah State came off of a baseline drive and dunk.
- Two points and two assists against EA Sports.
- Against SIU-Edwardsville, finished with six points, three boards and three assists in 21 minutes of action.
- Dumped in 10 points in the annual scrimmage.

## 2002-03 GAME-BY-GAME STATISTICS

• Opponent	M	FG-A	3FG-A	FT-A	R	PF	A	TO	BLK	S	TP
• Utah State	12	1-2	0-0	0-0	1	0	1	0	1	0	2
• at Central Michigan	14	4-5	0-0	0-0	0	2	0	1	0	1	8
• Illinois-Chicago	7	0-0	0-0	0-0	0	1	0	0	0	0	0
• Chattanooga	3	0-0	0-0	0-0	0	0	0	0	0	0	0
• at Kent State	2	0-0	0-0	0-0	0	1	0	0	0	0	0
• at Western Kentucky	5	0-2	0-1	0-0	0	0	1	1	0	0	0
• Jacksonville	5	1-1	0-0	0-0	3	1	0	2	0	0	2
• Northern Illinois											Did Not Play
• SMS*	5	0-0	0-0	0-0	0	2	0	0	0	0	0
• at Southern Illinois*											Did Not Play
• at Northern Iowa*											Did Not Play
• Creighton*											Did Not Play
• at SMS*	6	0-0	0-0	2-2	3	3	0	0	0	0	6
• Wichita State*											Did Not Play
• at Creighton*	4	0-0	0-0	0-0	0	1	1	0	0	0	0
• at Evansville*											Did Not Play
• Northern Iowa*	7	0-1	0-1	2-4	1	0	0	0	0	1	2
• Bradley*	20	4-4	0-0	5-6	6	2	3	1	0	3	13
• at Wichita State*	14	3-5	0-0	0-0	0	4	1	0	1	0	6
• Indiana State*	10	1-2	0-0	2-2	0	1	0	1	0	0	4
• at Bradley*											
• Drake*											
• Evansville*											
• at Marshall											
• at Drake*											
• at Indiana State*											
• Southern Illinois*											

\* Missouri Valley Conference game

### REID'S CAREER STATISTICS

YEAR	G-GS	MIN	FG-FGA	PCT	3FG-FGA	PCT	FT-FTA	PCT	O-D	REB	AVG	AST	TO	BLK	STL	TP	AVG
01-02	31-3	391	31-62	.500	0-1	.000	13-21	.619	20-55	75	2.4	20	22	12	7	75	2.4
02-03	14-0	114	14-22	.636	0-2	.000	11-14	.786	6-8	14	1.0	7	6	2	5	39	2.8
Total	45-3	505	45-84	.536	0-3	.000	24-35	.686	26-63	89	2.0	27	28	14	12	114	2.5

### REID'S MISSOURI VALLEY CONFERENCE STATISTICS


YEAR	G-GS	MIN	FG-FGA	PCT	3FG-FGA	PCT	FT-FTA	PCT	O-D	REB	AVG	AST	TO	BLK	STL	TP	AVG
01-02	18-1	230	17-36	.472	0-1	.000	7-13	.538	15-33	48	2.7	10	9	7	5	41	2.3
02-03	7-0	66	8-12	.667	0-1	.000	11-14	.786	5-5	10	1.4	5	2	1	4	27	3.9
Total	25-1	296	25-48	.521	0-2	.000	18-27	.667	20-38	58	2.3	15	11	8	9	68	2.7

### REID AGAINST BRADLEY

G-GS	MIN	FG-FGA	PCT	3FG-FGA	PCT	FT-FTA	PCT	REB	AVG	AST	BLK	STL	TP	AVG
3-0	43	6-9	.667	0-0	.000	5-6	.833	11	3.7	3	1	3	17	5.7

REID'S CAREER HIGHS	
Points .....	13 vs. Bradley, 2-1-03
Rebounds .....	6, twice
Assists .....	3, twice
Steals .....	3 vs. Bradley, 2-1-03
Blocks .....	2 at Illinois, 12-18-01
Minutes .....	20, twice

REID'S SEASON HIGHS	
Points .....	13 vs. Bradley, 2-1-03
Rebounds .....	6 vs. Bradley, 2-1-03
Assists .....	3 vs. Bradley, 2-1-03
Steals .....	3 vs. Bradley, 2-1-03
Blocks .....	1 vs. Utah State, 11-23-02
Minutes .....	20 vs. Bradley, 2-1-03



# 5 • Andy Strandmark



Senior • 6-11 • 240 • Center • Geneseo, Ill. (Darnall)

### UPDATED PLAYER NOTES

- Averaging 6.8 rebounds over his last five games, including a season-high 11 against Indiana State.
- Had two blocked shots in the UNI victory, including the 50<sup>th</sup> of his career.
- His three-straight games of double-digit scoring was the longest string of his career.
- Against the Central Michigan, Strandmark got to the free throw line for a career-high six times and converted five of them.
- Against EA Sports, had seven points in 26 minutes with three boards and a pair of blocked shots.
- Played 18 minutes against SIU-Edwardsville and had eight points, three rebounds and two blocks.
- Led the white team with 13 points in the Red-White game.

### 2002-03 GAME-BY-GAME STATISTICS

Opponent	M	FG-A	3FG-A	FT-A	R	PF	A	TO	BLK	S	TP
• Utah State	21	1-4	0-0	0-2	2	2	1	0	1	0	2
• at Central Michigan	25	3-6	0-0	5-6	7	2	1	0	0	1	11
• Illinois-Chicago	24	4-6	0-0	2-4	8	3	1	3	0	0	10
• Chattanooga	24	4-8	0-0	3-3	5	3	0	1	1	0	11
• at Kent State	18	2-5	0-0	0-0	4	4	1	0	0	2	4
• at Western Kentucky	27	0-4	0-0	2-4	9	1	1	1	1	0	2
• Jacksonville	19	4-6	0-0	0-1	2	2	1	0	2	1	8
• Northern Illinois	29	1-2	0-0	3-4	6	4	0	2	1	3	5
• SMS*	10	2-4	0-0	0-0	3	2	0	2	0	0	4
• at Southern Illinois*	10	0-0	0-0	0-0	1	1	0	0	1	0	0
• at Northern Iowa*	17	3-5	0-0	1-2	4	0	0	1	0	0	7
• Creighton*	14	0-2	0-0	0-0	5	2	1	1	0	0	0
• at SMS*	11	0-1	0-0	0-0	0	1	0	0	0	0	0
• Wichita State*	8	0-1	0-0	0-0	2	2	0	1	1	0	0
• at Creighton*	7	0-1	0-0	0-0	0	0	0	2	0	0	0
• at Evansville*	12	1-2	0-0	1-2	5	2	0	1	0	1	3
• Northern Iowa*	16	3-4	0-0	0-0	5	2	0	3	2	0	6
• Bradley*	17	2-3	0-0	3-5	8	1	1	1	2	0	7
• at Wichita State*	11	0-3	0-0	0-0	5	0	1	0	0	1	0
• Indiana State*	21	2-4	0-0	2-5	11	2	2	0	0	0	6
• at Bradley*											
• Drake*											
• Evansville*											
• at Marshall											
• at Drake*											
• at Indiana State*											
• Southern Illinois*											

\* Missouri Valley Conference game

### STRANDMARK'S CAREER HIGHS

Points	15 vs. Bradley, 2-8-00
Rebounds	13 vs. Southwest Missouri State, 1-22-00
Assists	3 at Bradley, 1-26-00
Steals	3, twice
Blocks	3 vs. Southern Illinois, 2-16-02
Minutes	33, twice

### STRANDMARK'S SEASON HIGHS

Points	11, twice
Rebounds	11 vs. Indiana State, 2-8-03
Assists	2 vs. Indiana State, 2-8-03
Steals	3 vs. Northern Illinois, 12-21-02
Blocks	2, three times
Minutes	29 vs. Northern Illinois, 12-21-02

### STRANDMARK'S CAREER STATISTICS


YEAR	G-GS	MIN	FG-FGA	PCT	3FG-FGA	PCT	FT-FTA	PCT	O-D	REB	AVG	AST	TO	BLK	STL	TP	AVG
99-00	29-8	511	36-78	.462	0-0	.000	22-30	.733	27-88	115	4.0	14	29	21	10	94	3.2
00-01	26-5	206	9-42	.214	0-0	.000	14-19	.737	10-41	51	2.0	5	15	5	3	32	1.2
01-02	31-9	369	40-83	.482	0-0	.000	11-21	.524	28-55	83	2.7	13	17	15	7	91	2.9
02-03	20-6	341	32-71	.451	0-0	.000	22-38	.579	25-67	92	4.6	11	19	12	9	86	4.3
Total	106-28	1427	117-274	.427	0-0	.000	69-108	.639	90-251	341	3.2	43	80	53	29	303	2.9

### STRANDMARK'S MISSOURI VALLEY CONFERENCE STATISTICS

YEAR	G-GS	MIN	FG-FGA	PCT	3FG-FGA	PCT	FT-FTA	PCT	O-D	REB	AVG	AST	TO	BLK	STL	TP	AVG
99-00	18-8	359	30-58	.517	0-0	.000	16-21	.762	22-65	87	4.8	11	17	15	5	76	4.2
00-01	15-2	102	5-20	.250	0-0	.000	4-6	.667	6-14	20	1.3	3	7	1	1	14	0.9
01-02	18-8	235	25-53	.472	0-0	.000	6-13	.462	16-37	53	2.9	6	7	10	6	56	3.1
02-03	12-0	154	13-30	.433	0-0	.000	7-14	.500	15-34	49	4.1	5	12	6	2	33	2.8
Total	63-18	850	73-161	.453	0-0	.000	33-54	.611	59-136	195	3.1	25	43	32	14	179	2.8

### STRANDMARK AGAINST BRADLEY

G-GS	MIN	FG-FGA	PCT	3FG-FGA	PCT	FT-FTA	PCT	REB	AVG	AST	BLK	STL	TP	AVG
7-3	103	9-16	.563	0-0	.000	6-9	.667	28	4.0	5	6	0	24	3.4



# 10 • Kevin Troc

Freshman • 6-4 • 190 • Guard • Lockport, Ill. (Lockport)



## 2002-03 GAME-BY-GAME STATISTICS

• Opponent	M	FG-A	3FG-A	FT-A	R	PF	A	TO	BLK	S	TP
• Utah State	13	1-1	0-0	0-0	4	1	5	0	0	0	2
• at Central Michigan	24	1-3	0-0	0-0	4	3	1	2	0	0	2
• Illinois-Chicago	13	0-1	0-0	0-0	1	1	0	1	1	0	0
• Chattanooga	10	1-2	1-1	0-0	0	2	2	0	0	0	3
• at Kent State	2	0-0	0-0	0-0	0	0	0	2	0	0	0
• at Western Kentucky	12	0-1	0-0	1-2	2	2	0	2	0	0	1
• Jacksonville	12	4-6	0-1	0-0	2	1	2	0	0	1	8
• Northern Illinois	13	1-5	1-1	1-2	0	1	1	3	0	0	4
• SMS*	9	0-1	0-0	0-0	1	1	0	0	0	1	0
• at Southern Illinois*	2	0-1	0-1	0-0	0	1	0	0	0	0	0
• at Northern Iowa*	23	2-7	0-2	3-3	3	1	1	2	0	0	7
• Creighton*	9	0-0	0-0	0-0	0	0	0	1	0	0	0
• at SMS*											
• Wichita State*	7	0-1	0-0	0-0	2	1	0	2	0	0	0
• at Creighton*	2	0-0	0-0	0-0	0	0	0	0	0	0	0
• at Evansville*	2	0-0	0-0	0-0	0	0	0	1	0	0	0
• Northern Iowa*	18	2-3	2-2	4-4	1	3	1	0	0	1	10
• Bradley*	30	3-6	2-4	0-1	5	4	2	1	0	0	8
• at Wichita State*	28	3-4	2-2	0-0	2	2	0	2	0	2	8
• Indiana State*	9	0-1	0-0	0-0	2	3	0	0	0	0	0
• at Bradley*											
• Drake*											
• Evansville*											
• at Marshall											
• at Drake*											
• at Indiana State*											
• Southern Illinois*											

Did Not Play

## UPDATED PLAYER NOTES

- Has played 85 minutes in the last four games with 8-for-14 shooting, including 6-for-8 on treys. Averaging 6.5 tallies over the last three games, including a career-best 10 against UNI.
- Posted eight points against Jacksonville on 4-for-6 shooting.
- Claimed first collegiate start at Central Michigan. Finished with two points, four boards and an assist.
- Five assists, four boards and two points against Utah State in 13 minutes.
- Played 19 minutes against EA Sports with two points, four assists and two rebounds.
- Recorded five points, including an dunk, against SIU-Edwardsville. He was 1-for-1 on treys and chipped in two rebounds and three assists.
- Had seven points in the annual Red-White game.

\* Missouri Valley Conference game

## TROC'S CAREER HIGHS

Points .....	10 vs. Northern Iowa, 1-29-03
Rebounds .....	5 vs. Bradley, 2-1-03
Assists .....	5 vs. Utah State, 11-23-02
Steals .....	2 at Wichita State, 2-4-03
Blocks .....	1 vs. Illinois-Chicago, 11-30-02
Minutes .....	30 vs. Bradley, 2-1-03

## TROC'S SEASON HIGHS

Points .....	10 vs. Northern Iowa, 1-29-03
Rebounds .....	5 vs. Bradley, 2-1-03
Assists .....	5 vs. Utah State, 11-23-02
Steals .....	2 at Wichita State, 2-4-03
Blocks .....	1 vs. Illinois-Chicago, 11-30-02
Minutes .....	30 vs. Bradley, 2-1-03

## TROC'S CAREER STATISTICS

YEAR	G-GS	MIN	FG-FGA	PCT	3FG-FGA	PCT	FT-FTA	PCT	O-D	REB	AVG	AST	TO	BLK	STL	TP	AVG
02-03	19-1	238	18-43	.419	8-14	.571	9-12	.750	6-23	29	1.5	15	19	1	5	53	2.8

## TROC'S MISSOURI VALLEY STATISTICS

YEAR	G-GS	MIN	FG-FGA	PCT	3FG-FGA	PCT	FT-FTA	PCT	O-D	REB	AVG	AST	TO	BLK	STL	TP	AVG
02-03	11-0	139	10-24	.417	6-11	.545	7-8	.875	3-13	16	1.5	4	9	0	4	33	3.0

## TROC AGAINST BRADLEY

YEAR	G-GS	MIN	FG-FGA	PCT	3FG-FGA	PCT	FT-FTA	PCT	O-D	REB	AVG	AST	TO	BLK	STL	TP	AVG
	1-0	30	3-6	.500	2-4	.500	0-1	.000	0-5	5	5.0	2	1	0	0	8	8.0



EXHIBITION 1

Greene Leads 'Birds in Exhibition Win

NORMAL, III. - Sophomore point guard Vince Greene scored a game-high 26 points, including six three-pointers, as Illinois State won its first exhibition of the season, 89-70, over SIU-Edwardsville at Redbird Arena.

Baboucarr Bojang finished with 14 points and six rebounds for the 'Birds, while true freshman Chris Burras came off the bench to score 12.

SIU-Edwardsville was led by Ron Jones with 19 points, 17 of which came in the second half. Rob Baumgardner and Ben Garwitz each contributed 13 points, and Baumgardner also led the Cougars in rebounding with six boards. The Cougars never led in the entire game and after the initial 12-point deficit never got closer than seven points.

Illinois State opened up the game with a 12-0 run, highlighted by two three-pointers and a cross-over lay-up by Greene. The 'Birds defense forced eight Cougar turnovers in the first 12 minutes of the game, including the team's first two possessions.

Greene led all scorers in the first half with 10 points, while Gregg Alexander chipped in eight first half points on 3-for-4 shooting. ISU shot 61 percent from the field in the first half, including 5-for-8 from beyond the arc.

Down 45-24 at halftime, the Cougars came out firing in the second half and outscored the 'Birds 26-15 over the first 8:30 minutes led by nine points apiece by junior Ron Jones and freshman Logan Glosser narrowing the Redbird lead to 10. Following a timeout with 11:05 remaining in the game, the 'Birds went on a 13-0 run to extend their lead back to 23, which tied their largest lead of the night.

ILLINOIS STATE 89, SIU-Edwardsville 70
November 4, 2002 • Redbird Arena

Table with 9 columns: Player, Min., FG-A, FT-A, O-REB, A, PF, TP. Lists stats for SIU-E players like Bauersachs, Mueller, Bradford, etc.

Team Pct.: FG - .529; FT - .700
3-Pt.: 9-15, .600 (Bradford 0-1, Jones 3-4, Baumgardner 2-4, Heflin 1-1, Glosser 3-5)
Blocks: 1 (Ward 1)
Turnovers: 19 (Bauersachs 1, Bradford 3, Jones 4, Baumgardner 3, Gajewski 2, Heflin 1, Glosser 2, Ward 1, Team 2)
Steals: 3 (Bradford 2, Heflin 1)

Table with 9 columns: Player, Min., FG-A, FT-A, O-REB, A, PF, TP. Lists stats for ILLINOIS ST. players like Bojang, Strandmark, Alexander, etc.

Team Pct.: FG - .563; FT - .571
3-Pt.: 9-13, .692 (Alexander 2-3, Greene 6-7, Burras 0-2, Troc 1-1)
Blocks: 4 (Strandmark 2, Ford 1, Arnold 1)
Turnovers: 8 (Bojang 1, Strandmark 4, Burras 1, Troc 2)
Steals: 7 (Alexander 4, Ford 1, Burras 2)

Officials: Jerry Seibert, Frank Spencer, Mike Litzelfelner
Attendance: 4,049
Halftime Score: ILLINOIS STATE 45, SIU-Edwardsville 24

EXHIBITION 2

ISU Drops Second Exhibition to EA Sports

NORMAL, III. - Vince Greene led all scorers with 16 points, but Illinois State could not pick up the victory, dropping its second and final exhibition game of the season, 66-65, to the EA Sports All-Stars Thursday night at Redbird Arena.

Illinois State also got 15 points and 10 rebounds from Baboucarr Bojang, while Andy Strandmark, Gregg Alexander and Trey Guidry each contributed seven points. The 'Birds shot 54 percent from the field in the first half, but managed only 41 percent in the second half on 10-for-24 shooting.

EA Sports, 1-9, only shot 7-for-20 from the charity stripe, including 4-for-15 in the second half. EA Sports was led by former Fighting Illini player Sergio McClain with 13 points, while Doc Taylor, who played at Cleveland State, chipped in 12.

Bojang showed his offensive skills early in the game by scoring nine of the Redbirds' first 11 points, but hot three-point shooting (3-for-3) from McClain kept the game tight midway through the first half. Back-to-back jumpers from Greene helped ignite a 13-5 run to take the lead at 24-20 with just over seven minutes remaining.

Marcus Arnold hit two low-post jumpers late in the first half and the Redbirds went into the half with a one-point lead, 36-35. Bojang and McClain led their respective teams in first-half scoring with 11 points.

EA Sports scored 14 points of its first 19 points in the second half off lay-ups or dunks and were able to take a 54-47 lead, the largest of the night for either team, with just under nine minutes left in the game. However, the 'Birds went on an 11-2 run over the next 3:37 led by four points from Gregg Alexander to take the lead at 58-56 with five minutes remaining.

EA Sports 66, ILLINOIS STATE 65
November 14, 2002 • Redbird Arena

Table with 9 columns: Player, Min., FG-A, FT-A, O-REB, A, PF, TP. Lists stats for EA Sports and ILLINOIS ST. players like McClain, Johnson, Turner, etc.

Team Pct.: FG - .519; FT - .278
3-Pt.: 7-20, .350 (McClain 3-7, Johnson 0-3, Dobbs 1-1, Jones 1-4, Brownlee 2-5)
Blocks: 1 (Taylor 1)
Turnovers: 9 (Johnson 2, Taylor 4, Jones 2, Brownlee 1)
Steals: 8 (Johnson 1, Turner 1, Dobbs 1, Taylor 1, Jones 2, Vaughn 2)

Table with 9 columns: Player, Min., FG-A, FT-A, O-REB, A, PF, TP. Lists stats for ILLINOIS ST. players like Bojang, Reid, Strandmark, etc.

Team Pct.: FG - .481; FT - .714
3-Pt.: 5-15, .333 (Alexander 1-4, Greene 3-4, Burras 0-1, Troc 0-2, Guidry 1-4)
Blocks: 3 (Bojang 1, Strandmark 2)
Turnovers: 12 (Bojang 1, Reid 1, Strandmark 3, Alexander 1, Ford 1, Troc 3, Guidry 2)
Steals: 2 (Ford 1, Arnold 1)

Officials: Ed Hightower, Rob Kruger, Mark Mayhood
Attendance: 4,656
Halftime Score: ILLINOIS STATE 36, EA Sports 35

GAME 1

Redbirds Fall 68-53 to Utah State

NORMAL, III. - Trey Guidry led Illinois State with 20 points, including six three-pointers, but it wasn't enough as the Utah State Aggies spoiled the Redbirds' season opener, 68-53, Saturday night at Redbird Arena.

Vince Greene was the only other Illinois State player to score in double figures with 10, while freshman Marcus Arnold turned in nine points. The 'Birds shot only 39 percent from the field and made only one of their eight (125) free-throw attempts.

Desmond Penigar led Utah State with 22 points, going 4-for-4 from three-point range. Point guard Mark Brown scored 19 points for the Aggies. Utah State shot 50 percent from the field in the game, including 50 percent from beyond the arc on 6-for-12 shooting.

Illinois State (0-1) got off to a slow start offensively, scoring only four points in the game's first nine minutes and dug itself into a 11-4 deficit. However, Guidry hit a three-pointer with 10:35 left in the first half that sparked a 13-5 Redbird run that gave Illinois State its only lead of the first half at 17-16. Guidry scored 11 of the 'Birds 13 points during the run, including three shots from beyond the arc.

Utah State (1-0) went on a 16-5 run over the final six minutes of the half, including holding the Redbirds scoreless for nearly three minutes, to take a 10-point lead into the locker room, 32-22. Brown ignited the Utah State run with nine points, including three lay-ups.

The Redbirds came out firing in the second half, scoring 15 of their first 17 second-half points from beyond the arc. Guidry helped lead the charge with three three-pointers, while Gregg Alexander contributed two. Illinois State used the offensive surge to shred the Aggies' halftime lead and close to within two points, 43-41, with just over 12 minutes remaining in the game.

Illinois State went into a scoring drought, however, over the game's next six minutes, which allowed the Aggies to build a 10-point lead at 51-41. Penigar led Utah State during the 8-0 run with seven points. Greene scored the Redbirds' next seven points, but Utah State was able to keep Illinois State from getting any closer than eight in the game's closing minutes.

Utah State 68, ILLINOIS STATE 53
November 23, 2002 • Redbird Arena

Table with 9 columns: Player, Min., FG-A, FT-A, O-REB, A, PF, TP. Lists stats for Utah State and ILLINOIS STATE players like Johnson, Nelson, Puzey, etc.

Team Pct.: FG - .500; FT - .778
3-Pt.: 6-12, .500 (M. Brown 1-3, Patton 0-2, Penigar 4-4, Butler 1-3)
Blocks: 3 (Johnson 2, Penigar 1)
Turnovers: 12 (Johnson 3, Nelson 1, M. Brown 2, Patton 2, Penigar 1, Stowell 1, Butler 2)
Steals: 10 (Puzey 1, M. Brown 4, Patton 2, Penigar 1, Butler 2)

Table with 9 columns: Player, Min., FG-A, FT-A, O-REB, A, PF, TP. Lists stats for ILLINOIS ST. players like Alexander, Bojang, Strandmark, etc.

Team Pct.: FG - .389; FT - .125
3-Pt.: 10-22, .455 (Alexander 2-5, Greene 2-6, Guidry 6-11)
Blocks: 3 (Strandmark 1, Guidry 1, Reid 1)
Turnovers: 13 (Alexander 2, Bojang 2, Greene 4, Guidry 3, Ford 1, Arnold 1)
Steals: 2 (Alexander 2)

Officials: Eddie Jackson, Steve Morris, Tim Hutchinson
Attendance: 7,948
Halftime Score: Utah State 32, ILLINOIS STATE 22



## GAME 2

### Redbirds Fall to Central Michigan, 74-69

**MOUNT PLEASANT, Mich.** – Gregg Alexander scored a game-high 18 points against Central Michigan, but it was not enough as the Chippewas came from a four-point deficit at halftime to defeat Illinois State, 74-69, in college hoops action at Rose Arena in Mount Pleasant, Mich., Tuesday night.

Illinois State falls to 0-2 on the year while the Chippewas improve to 2-0. Vince Greene chipped in 13 points while Andy Strandmark had 11. Chris Kaman was the leading scorer for Central Michigan with 16 points, 14 of which came in the second half, while Mike Manciel added 15.

The Redbirds jumped to an early eight-point lead through the 11 minute mark of the first half off of hot shooting from Greene, who made consecutive baskets before Strandmark was fouled and went to the line. Up 14-6, the lead stayed on Illinois State's side through the first 20 minutes of play heading into the break with ISU up 32-28.

Two minutes into the second half, a bucket by Kaman gave the Chippewas their first lead of the game, 35-34, as CMU and Illinois State continued to bounce the lead back and forth for the next six minutes. At 11:58, however, Central Michigan jumped ahead by three, 49-46, off of a trey by Whitney Robinson and never looked back, spanning a 7-0 run and keeping the lead until the end of the game.

The Redbirds came within three with 2:04 remaining, but Kaman stayed hot, hitting a bucket and layup in the last minute.

### Central Michigan 74, ILLINOIS STATE 69

November 26, 2002 • Rose Arena

ILLINOIS ST.	Min.	FG-A	FT-A	O-REB	A	PF	TP
Alexander, f	33	7-11	0-0	1-2	0	3	18
Arnold, f	22	2-4	0-0	0-2	0	3	4
Bojang, c	21	2-5	0-0	0-0	2	5	4
Troc, g	24	1-3	0-0	0-4	1	3	2
Greene, g	27	5-9	2-2	0-2	5	0	13
Burras	9	1-3	0-0	3-4	1	3	2
Ford	1	0-0	0-0	0-1	0	1	0
Strandmark	25	3-6	5-6	2-7	1	2	11
Guidry	24	3-7	0-0	0-2	0	0	7
Reid	14	4-5	0-0	0-0	0	2	8
<b>Totals</b>	<b>200</b>	<b>28-53</b>	<b>7-8</b>	<b>6-25</b>	<b>10</b>	<b>22</b>	<b>69</b>

**Team Pct.:** FG – .528; FT – .600

**3-Pt.:** 6-10, .600 (Alexander 4-6, Greene 1-2, Guidry 1-2)

**Blocks:** 0

**Turnovers:** 18 (Alexander 2, Arnold 1, Bojang 1, Troc 2, Greene 7, Burras 2, Strandmark 1, Guidry 1, Reid 1, Team 1)

**Steals:** 5 (Alexander 1, Greene 1, Burras 1, Strandmark 1, Reid 1)

C. Michigan	Min.	FG-A	FT-A	O-REB	A	PF	TP
Brigitha, f	16	2-4	0-2	1-3	0	4	4
Manciel, f	33	2-6	11-13	1-4	2	2	15
Kaman, c	35	7-11	2-2	5-13	2	3	16
Wallace, g	13	2-5	0-0	0-1	2	2	4
Meerman, g	20	1-2	2-2	0-2	3	0	5
Robinson	24	3-9	0-0	0-0	1	1	9
Quinn	1	0-0	0-0	0-0	0	0	0
Voorhees	4	1-2	0-0	0-0	0	0	3
Bowne	18	3-5	0-0	1-1	2	0	7
Nelson	10	2-3	0-0	1-1	1	0	6
Carr	20	1-4	2-2	0-2	2	2	5
Hallett	5	0-0	0-0	0-0	0	0	0
Dentlinger	1	0-0	0-0	0-0	0	0	0
<b>Totals</b>	<b>200</b>	<b>24-51</b>	<b>17-21</b>	<b>9-28</b>	<b>15</b>	<b>14</b>	<b>74</b>

**Team Pct.:** FG – .471; FT – .346

**3-Pt.:** 9-26, .346 (Manciel 0-3, Wallace 0-3, Meerman 1-2, Robinson 3-8, Voorhees 1-1, Bowne 1-3, Nelson 2-3, Carr 1-3)

**Blocks:** 3 (Kaman 3)

**Turnovers:** 19 (Brigitha 1, Manciel 3, Kaman 5, Wallace 2, Meerman 1, Robinson 3, Voorhees 1, Bowne 1, Carr 2)

**Steals:** 7 (Brigitha 1, Meerman 1, Robinson 4, Carr 1)

**Officials:** Mark Masariu, James Ferrari, Eric Curry

**Attendance:** 2,259

**Halftime Score:** ILLINOIS STATE 32, Central Michigan 28

## GAME 3

### ISU Loses Third Straight Game, 78-65

**NORMAL, Ill.** – Illinois State had five players in double figures, but could not find consistent scoring throughout the game and fell to Illinois-Chicago, 78-65, to lose its third straight game tonight at Redbird Arena.

Illinois State (0-3) was led by Vince Greene and Trey Guidry with 14 points apiece, while Gregg Alexander turned in 12 points for the 'Birds. Freshman Marcus Arnold had a career-high 11 points and six rebounds, while Andy Strandmark was the other Redbird in double figures with 10. Strandmark also led the 'Birds on the boards with a game-high eight rebounds.

UIC (2-1) was led by Martell Bailey with a game-high 20 points, while Armond Williams and Aaron Carr contributed 14 and 11 points respectively. The Flames overpowered Illinois State in the paint winning the scoring battle 38-12 and the rebounding battle 41-27.

Illinois State opened the game on fire shooting 6-for-8 from the field and jumping out to an early 16-7 lead at the 15:58 mark. Alexander led the way for the 'Birds early hitting two three-pointers during the run. However, the Illinois State shooting went sour for the remainder of the first half as the Redbirds shot 3-for-19 for the rest of the period.

UIC went on an 11-0 run during the middle stretch of the first half and took its first lead of the game at 21-20 with 7:20 remaining before the break. The Flames used the post to their advantage outscoring the 'Birds in the paint 18-4 and winning the rebounding battle as well 24-14 in the first half.

Arnold took Illinois State on his shoulders to open the second half scoring the Redbirds' first eight points to tie the game, 36-36, with 17:24 remaining in the game. Illinois State came out of the locker room with an 11-2 run and a three-pointer by Guidry helped give the 'Birds their first lead since the 7:20 mark of the first half at 39-36. Two more three-pointers by Guidry and Greene respectively kept the game close with just over 14 minutes to play.

Illinois State, however, went into another scoring drought and managed only two points over nearly a six-minute stretch in the middle part of the second half as UIC took back the lead and extended it to nine at 58-49 at the 8:40 mark. The Flames seemed to be unable to miss their field goals in the latter part of the second half and shot 16-for-23 (.696) in the final period, including 10 of their final 11 shots.

### Illinois-Chicago 78, ILLINOIS STATE 65

November 30, 2002 • Redbird Arena

UIC	Min.	FG-A	FT-A	O-REB	A	PF	TP
A. Williams, f	26	7-13	0-0	1-6	1	3	14
Carr, f	34	4-11	1-3	4-7	2	0	11
Scott, c	14	3-4	1-2	3-3	0	4	7
Bailey, g	36	8-9	4-7	0-7	9	3	20
Schneiderman, g	39	2-5	2-2	0-4	2	1	6
Lesko	16	2-4	4-6	1-2	0	2	8
Dominguez	10	2-6	0-1	0-5	0	0	4
Harris	17	2-2	0-0	1-1	0	4	4
J. Williams	8	1-2	2-2	0-1	1	2	4
<b>Totals</b>	<b>200</b>	<b>31-56</b>	<b>14-23</b>	<b>10-41</b>	<b>15</b>	<b>19</b>	<b>78</b>

**Team Pct.:** FG – .554; FT – .609

**3-Pt.:** 2-8, .250 (Carr 2-4, Schneiderman 0-2, Dominguez 0-2)

**Blocks:** 3 (Dominguez 1, Harris 2)

**Turnovers:** 14 (Carr 3, Scott 3, Bailey 2, Schneiderman 1, Lesko 1, Dominguez 1, Harris 2, J. Williams 1)

**Steals:** 8 (A. Williams 1, Bailey 1, Schneiderman 1, Lesko 3, Harris 1, J. Williams 1)

ILLINOIS ST.	Min.	FG-A	FT-A	O-REB	A	PF	TP
Alexander, f	29	4-9	0-0	0-2	0	0	12
Arnold, f	25	4-7	3-4	3-6	2	4	11
Strandmark, c	24	4-6	2-4	1-8	1	3	10
Greene, g	28	5-9	2-2	0-3	6	5	14
Guidry, g	33	4-17	2-2	0-0	3	3	14
Burras	6	0-1	0-0	1-2	0	1	0
Ford	8	0-1	0-0	1-1	0	1	0
Troc	13	0-1	0-0	0-1	0	1	0
Bojang	27	0-6	4-5	1-4	2	3	4
Reid	7	0-0	0-0	0-0	0	1	0
<b>Totals</b>	<b>200</b>	<b>21-57</b>	<b>13-17</b>	<b>7-27</b>	<b>14</b>	<b>22</b>	<b>65</b>

**Team Pct.:** FG – .400; FT – .765

**3-Pt.:** 10-23, .435 (Alexander 4-8, Greene 2-3, Guidry 4-12)

**Blocks:** 6 (Arnold 4, Troc 1, Bojang 1)

**Turnovers:** 16 (Alexander 5, Arnold 1, Strandmark 3, Greene 1, Guidry 1, Burras 1, Troc 1, Bojang 3)

**Steals:** 4 (Greene 1, Guidry 2, Bojang 1)

**Officials:** Tim Hutchinson, Dave Draucker, Bill Kaminski

**Attendance:** 5,536

**Halftime Score:** Illinois-Chicago 34, ILLINOIS STATE 28

## GAME 4

### Illinois State Falls to 0-4

**NORMAL, Ill.** – Trey Guidry had a career-high 26 points and Baboucar Bojang posted his first double-double of the season, but Illinois State could not get its first win falling to Chattanooga 75-68 in non-conference college hoops action tonight at Redbird Arena.

Bojang finished with a season-high 15 points and 10 rebounds, while Andy Strandmark tied his season-best mark with 11 points. Guidry shot 11-for-15 (.733), including 4-for-5 from beyond the arc. The Redbirds had only 10 turnovers and 28 rebounds in the game, their best marks of the young season.

Chattanooga (4-1) was led by Jason Rogan with 22 points, while Tim Parker contributed 17 points, including four three-pointers. Ray Trowell and Ashley Champion were the other two Mocs to score in double figures with 13 and 11 points respectively. Chattanooga was able to overcome 18 turnovers to get the win.

Illinois State (0-4) appeared destined for a slow start, managing only one field goal in the game's first six and a half minutes and starting at a 11-4 deficit. However, a huge block by true freshman Dana Ford got the 'Birds rolling in transition and Bojang capitalized with a thunderous, one-handed dunk with 13:12 remaining in the first half.

The dunk sparked an 11-0 Redbird run that erased the Chattanooga lead and gave Illinois State its first of the game. The Mocs recovered with an 8-0 run of their own, capped by back-to-back three-pointers from Parker. The Redbirds were able to keep the game close with lay-ups by Arnold and Guidry, but the Mocs used a 9-0 run late in the period to take an 11-4 lead at 34-23, its largest of the half.

A Kevin Troc three-pointer and a fast-break lay-up off his own steal by Ford in the final two minutes helped chip into the Chattanooga lead and made the score 36-28 at halftime.

The Mocs got five quick points in the opening minute of the second half to take a 13-point lead at 41-28, but the Redbirds went on a 23-10 surge over the next ten and a half minutes led by 10 points by Guidry. With the Chattanooga offense struggling, Illinois State was able to finally take back the lead at 53-52 off a lay-up by Bojang with 8:43 remaining in the game.

### Chattanooga 75, ILLINOIS STATE 68

December 2, 2002 • Redbird Arena

Chattanooga	Min.	FG-A	FT-A	O-REB	A	PF	TP
Champion, f	26	5-8	1-2	2-7	2	3	11
Morgan, c	19	1-3	2-2	2-4	0	4	4
Parker, g	37	5-9	3-3	0-4	0	1	17
Trowell, g	29	5-7	2-4	0-1	5	3	13
Rogan, g	30	7-14	6-6	4-8	2	2	22
Pugh	13	1-2	0-0	1-1	0	1	2
Richardson	9	0-2	0-0	0-0	0	1	0
Hood	6	0-1	0-0	0-1	0	0	0
Matthews	9	0-1	2-2	0-1	0	1	2
Harris	22	2-3	0-0	2-5	1	3	4
<b>Totals</b>	<b>200</b>	<b>26-50</b>	<b>16-19</b>	<b>11-34</b>	<b>10</b>	<b>19</b>	<b>75</b>

**Team Pct.:** FG – .520; FT – .842

**3-Pt.:** 7-20, .350 (Parker 4-7, Trowell 1-3, Rogan 2-6, Richardson 0-2, Hood 0-1, Matthews 0-1)

**Blocks:** 7 (Morgan 4, Pugh 1, Harris 2)

**Turnovers:** 18 (Champion 1, Morgan 3, Parker 1, Trowell 6, Rogan 2, Pugh 3, Richardson 1, Matthews 1)

**Steals:** 2 (Parker 1, Rogan 1)

ILLINOIS ST.	Min.	FG-A	FT-A	O-REB	A	PF	TP
Alexander, f	27	1-7	0-0	0-2	2	3	2
Arnold, f	11	1-1	1-2	2-2	0	3	3
Strandmark, c	24	4-8	3-3	0-5	0	3	11
Greene, g	33	0-8	0-0	0-0	8	1	0
Guidry, g	32	11-15	0-0	0-1	0	4	26
Burras	13	1-7	0-0	2-3	0	2	2
Ford	17	3-4	0-1	2-2	1	2	6
Troc	10	1-2	0-0	0-0	2	2	3
Bojang	30	4-10	7-8	6-10	1	1	15
Reid	3	0-0	0-0	0-0	0	0	0
<b>Totals</b>	<b>200</b>	<b>26-62</b>	<b>11-14</b>	<b>13-28</b>	<b>14</b>	<b>21</b>	<b>68</b>

**Team Pct.:** FG – .419; FT – .786

**3-Pt.:** 5-12, .417 (Alexander 0-2, Greene 0-4, Guidry 4-5, Troc 1-1)

**Blocks:** 5 (Arnold 1, Strandmark 1, Ford 2, Bojang 1)

**Turnovers:** 10 (Arnold 1, Strandmark 1, Greene 1, Guidry 2, Burras 1, Ford 1, Bojang 3)

**Steals:** 4 (Greene 1, Guidry 1, Ford 2)

**Officials:** Mike Sanzere, Sam Banks, Ed Hightower

**Attendance:** 5,444

**Halftime Score:** Chattanooga 36, ILLINOIS STATE 28



GAME 5

Redbirds Let It Slip Away at Kent State, 76-61

KENT, Ohio – Despite a double-double by Trey Guidry, who led the Illinois State men's basketball team with 15 points and a career high 11 assists, Illinois State fell to Kent State, 76-61, in non-conference action, Saturday afternoon at the M.A.C. Center.

Senior Baboucarr Bojang pitched in a total of 14 points and a team-high six rebounds, including a lay-up with 11:31 left to play in the second half to put the 'Birds up 53-52 over the Golden Flashes. This would be the last lead of the game for the Redbirds.

Gregg Alexander, who contributed 13 points for the 'Birds, sank two free throws to tie the game at 55-55 with 10:47 left to play. However, Kent State hushed the Redbirds by going on an 11-0 run.

The Flashes run was led by a DeAndre Haynes three-pointer. Then Kent State's center, Nate Gerwig, chipped in three free throws, while Haynes added another two points off a lay-up. Matt Jakeway finished off the Kent State run with a three-pointer.

The bleeding was stopped by a Redbird jumper made by Guidry, but the damage had already been done as the 'Birds went 0-5 from the field during Kent State's run, which ultimately made the difference in a game where Illinois State trailed by one at the half, 36-35.

Illinois State falls to 0-5, while Kent State improves its record to 4-0.

Kent State 76, ILLINOIS STATE 61
December 7, 2002 • M.A.C. Center

Table with columns: ILLINOIS ST., Min., FG-A, FT-A, O-REB, A, PF, TP. Lists player stats for Alexander, Arnold, Bojang, Ford, Guidry, Burras, Strandmark, Troc, Greene, Reid, and Totals.

Team Pct.: FG - .491; FT - 1.000
3-Pt.: 5-8, .625 (Alexander 3-4, Guidry 1-3, Greene 1-1)
Blocks: 0
Turnovers: 15 (Alexander 4, Arnold 1, Bojang 2, Ford 1, Guidry 3, Troc 2, Greene 2)
Steals: 7 (Alexander 1, Bojang 1, Guidry 1, Strandmark 2, Greene 2)

Table with columns: Kent State, Min., FG-A, FT-A, O-REB, A, PF, TP. Lists player stats for Wilkins, Gates, Gerwig, Haut, Haynes, Jakeway, Bedford, Edwards, and Totals.

Team Pct.: FG - .509; FT - .737
3-Pt.: 8-18, .444 (Wilkins 1-4, Gates 0-1, Haut 3-6, Haynes 3-5, Jakeway 1-2)
Blocks: 3 (Edwards 3)
Turnovers: 12 (Wilkins 1, Gates 3, Gerwig 1, Haut 1, Haynes 3, Jakeway 2, Bedford 1)
Steals: 8 (Gates 2, Haut 1, Haynes 3, Edwards 2)

Officials: James Ferrari, Keith Herring, Mike Foote
Attendance: 3,716
Halftime Score: Kent State 36, ILLINOIS STATE 35

GAME 6

Shooting Woes Stifle 'Birds at Western Ky.

BOWLING GREEN, Ky. – Trailing by only five points at halftime, the Illinois State men's basketball team held strong with Western Kentucky until the second half before the Hilltoppers decided to dominate en route to a 63-43 win over the Redbirds Sunday afternoon in Bowling Green, Ky.

With the loss, the Redbirds remain winless this season, falling to 0-6 while Western Kentucky improves to 3-3. ISU was led by Gregg Alexander who had 18 points, the only Redbird player to post double digits. Vince Greene chipped in six and Trey Guidry had five. WKU was led by Nate Williams, who led all scorers with 20 points, and Patrick Sparks added 10.

The Redbirds scored 20 points in the first half and trailed 25-20 at halftime, but the Hilltoppers came out on fire in the second, taking a commanding 13-point lead before the 'Birds scored their first field goal of the half.

The Redbirds came to within 10 with twelve minutes to play but Western Kentucky answered, going on a seven-point run, leading 44-27 with nine left in the game.

ISU shot 27.6% from the field on the game, including 25% in the second half. They were 16-of-58 from the field.

Western Kentucky 63, ILLINOIS STATE 63
December 15, 2002 • E.A. Diddle Arena

Table with columns: ILLINOIS ST., Min., FG-A, FT-A, O-REB, A, PF, TP. Lists player stats for Alexander, Bojang, Strandmark, Ford, Guidry, Burras, Troc, Greene, Harris, Arnold, Hill, Reid, Gillan, and Totals.

Team Pct.: FG - .276; FT - .667
3-Pt.: 3-17, .176 (Alexander 2-6, Ford 0-1, Guidry 1-7, Greene 0-2, Reid 0-1)
Blocks: 3 (Bojang 1, Strandmark 1, Arnold 1)
Turnovers: 15 (Alexander 2, Strandmark 1, Ford 1, Guidry 1, Burras 2, Troc 2, Greene 3, Arnold 1, Reid 1, Gillan 1)
Steals: 8 (Alexander 1, Bojang 1, Ford 1, Guidry 2, Greene 2, Gillan 1)

Table with columns: Western Ky., Min., FG-A, FT-A, O-REB, A, PF, TP. Lists player stats for Williams, Boyden, Videnov, Wells, Sparks, Halcomb, Winchester, Rumph, Brown, Massiah, Holland, and Totals.

Team Pct.: FG - .511; FT - .786
3-Pt.: 4-10, .400 (Boyden 0-2, Videnov 1-3, Wells 1-2, Sparks 0-1, Rumph 2-2)
Blocks: 9 (Williams 2, Wells 2, Halcomb 5)
Turnovers: 16 (Williams 1, Boyden 1, Videnov 1, Wells 2, Sparks 5, Winchester 3, Rumph 2, Holland 1)
Steals: 9 (Williams 1, Boyden 1, Wells 3, Sparks 3, Halcomb 1)

Officials: Ron Zetcher, Eddie Jackson, Terry Davis
Attendance: 5,130
Halftime Score: Western Kentucky 25, ILLINOIS STATE 20

GAME 7

Redbirds Shut Down Jacksonville for First Win

NORMAL, Ill. – Vince Greene finished with 17 points and a career-high 11 assists as Illinois State got the monkey off its back and earned its first win of the season in convincing fashion 74-50 at Redbird Arena.

Illinois State (1-6) also had Gregg Alexander in double figures with 15 points, including a 3-for-4 performance from beyond the arc. Baboucarr Bojang finished with a game-high eight rebounds, while the 'Birds had three other players score eight points apiece.

The Redbirds were able to get their interior game on the right track outscoring the Dolphins 36-12 in the paint. The Illinois State defense also played exceptionally well keeping Jacksonville without a field goal for over seven minutes in the second half.

Jacksonville (4-6) was led by James Daniels with a game-high 18 points, coming from a career-high tying six three-pointers. Daniels was the only Dolphin in double figures with Kevin Sheppard and Calvin Warner contributing nine points apiece.

Things looked bleak early on as the Redbirds came out flat, connecting on only two of their first 10 shots from the field and falling behind 12-6. However, Greene sparked a 10-2 run with back-to-back jumpers that helped give the 'Birds their first lead of the game at 16-14 with 10:39 remaining before halftime.

Illinois State shot 60 percent (12-for-20) for the remaining 13 minutes of the first half led by 10 points from Alexander, including two three pointers. Greene finished the first half with six assists and the Redbird defense was able to force 10 Jacksonville turnovers.

The second half was all Illinois State as the Redbirds outscored the Dolphins 39-24, including a 26-6 run, and forced nine turnovers.

ILLINOIS STATE 74, Jacksonville 50
December 18, 2002 • Redbird Arena

Table with columns: Jacksonville, Min., FG-A, FT-A, O-REB, A, PF, TP. Lists player stats for Warner, Sheppard, Lewis, Daniels, Robertson, Copeland, Brown, White, Didion, Howard, and Totals.

Team Pct.: FG - .316; FT - .500
3-Pt.: 10-31 (.323, Warner 0-2, Sheppard 1-7, Daniels 6-13, Robertson 0-1, Copeland 2-4, White 0-2, Didion 1-2)
Blocks: 0
Turnovers: 19 (Warner 4, Sheppard 4, Lewis 3, Daniels 1, Robertson 1, Copeland 1, Brown 2, White 1, Didion 1, Team 1)
Steals: 5 (Warner 1, Daniels 1, Robertson 2, Copeland 1)

Table with columns: ILLINOIS STATE, Min., FG-A, FT-A, O-REB, A, PF, TP. Lists player stats for Alexander, Arnold, Strandmark, Ford, Greene, Burras, Troc, Harris, Bojang, Guidry, Hill, Reid, Gillan, and Totals.

Team Pct.: FG - .500; FT - .667
3-Pt.: 6-14, .429 (Alexander 3-4, Greene 3-6, Troc 0-1, Guidry 0-3)
Blocks: 5 (Arnold 1, Strandmark 2, Harris 1, Bojang 1)
Turnovers: 11 (Ford 1, Greene 2, Bojang 2, Guidry 4, Reid 2)
Steals: 9 (Alexander 2, Strandmark 1, Greene 1, Burras 1, Troc 1, Bojang 2, Guidry 1)

Officials: Gerry Pollard, Steven Skiles, Ron Berkholtz
Attendance: 5,121
Halftime Score: ILLINOIS STATE 35, Jacksonville 26



## GAME 8

### Redbirds Fall to Northern Illinois

**NORMAL, Ill.** – Trey Guidry had four three-pointers in the second half and finished with a game-high 19 points, but Illinois State could not overcome a 17-point second half deficit and fell to Northern Illinois, 72-65, in non-conference basketball action at Redbird Arena.

Vince Greene was the only other Redbird to score in double figures with 16 points. Freshman Marcus Arnold finished with nine points and six rebounds, but the Birds committed 18 turnovers and were outrebounded by the Huskies, 38-30.

Freshman Todd Peterson had a career-high 18 points on six three-pointers for Northern Illinois. Former Redbird P.J. Smith scored 16 for the Huskies, including three from beyond the arc. Jay Bates also scored in double figures for NIU with 17 points.

ISU jumped out to an early 7-2 lead sparked by a three-pointer by Greene. However, turnovers hampered the Birds in the first half and the Huskies were able to pull ahead 14-12 on a three-point basket by Anthony Maestranzi with 11:41 remaining before halftime.

The two teams battled back-and-forth for the lead over the game's next seven minutes, but with just over four minutes remaining Todd Peterson hit a three-pointer to spark a 13-4 Huskie run to end the half and give NIU a 31-24 advantage heading into the break. Greene led the Redbirds into the lockerroom with nine first-half points on perfect 3-for-3 shooting from the field, including 2-for-2 from the line.

The Huskies came out firing in the second half outscoring the Birds 13-4 in the first five minutes and keeping Illinois State without a field goal. Peterson hit two three-pointers to pace the NIU run. Greene hit a jumper from the left baseline to give the Redbirds their first field goal and bring ISU to within 14 points, 44-30, with 14:34 remaining in the game.

### Northern Illinois 72, ILLINOIS STATE 65

December 21, 2002 • Redbird Arena

Northern Illinois	Min.	FG-A	FT-A	O-REB	A	PF	TP
Smallwood, f	34	2-11	1-4	6-12	2	3	5
Staten, f	6	0-3	0-0	1-1	0	0	0
Morrison, c	9	1-3	1-2	0-0	0	2	3
Bates, g	29	3-5	10-12	1-3	1	3	17
Smith, g	37	5-11	3-4	1-3	2	3	16
Thompson	2	0-0	0-0	0-0	0	0	0
Maestranzi	11	1-2	0-0	1-2	2	1	3
McElroy	22	1-1	1-3	2-7	3	2	3
Sanders	15	2-5	3-6	3-4	0	4	7
Sewasciuk	1	0-0	0-0	0-0	0	0	0
Peterson	34	6-10	0-0	0-4	1	2	18
<b>Totals</b>	<b>200</b>	<b>21-51</b>	<b>19-31</b>	<b>16-38</b>	<b>11</b>	<b>20</b>	<b>72</b>

**Team Pct.:** FG – .412; FT – .613

**3-Pt.:** 11-20, .550 (Bates 1-1, Smith 3-7, Maestranzi 1-2, Peterson 6-10)

**Blocks:** 1 (Smallwood 1)

**Turnovers:** 17 (Smallwood 3, Staten 1, Bates 3, Smith 3, Maestranzi 2, McElroy 1, Sanders 1, Sewasciuk 1, Peterson 1, Team 1)

**Steals:** 8 (Smallwood 3, Staten 1, Bates 1, Smith 1, McElroy 2)

ILLINOIS STATE	Min.	FG-A	FT-A	O-REB	A	PF	TP
Alexander, f	35	1-10	2-2	0-0	2	5	4
Bojang, f	14	0-0	2-4	2-5	0	5	2
Strandmark, c	29	1-2	3-4	1-6	0	4	5
Ford, g	13	2-4	0-0	2-2	0	1	4
Greene, g	34	5-9	4-4	0-1	1	3	16
Burras	15	1-1	0-0	3-6	0	3	2
Troc	13	1-5	1-2	0-0	1	1	4
Arnold	22	4-7	1-3	3-5	1	3	9
Guidry	25	7-15	0-0	0-2	1	2	19
Gillan	0+	0-0	0-0	0-0	0	0	0
<b>Totals</b>	<b>200</b>	<b>22-53</b>	<b>13-30</b>	<b>13-30</b>	<b>6</b>	<b>27</b>	<b>65</b>

**Team Pct.:** FG – .415; FT – .684

**3-Pt.:** 8-22, .364 (Alexander 0-6, Greene 2-6, Troc 1-1, Guidry 5-9)

**Blocks:** 5 (Alexander 1, Bojang 1, Strandmark 1, Arnold, Guidry 1)

**Turnovers:** 18 (Alexander 1, Bojang 3, Strandmark 2, Ford 2, Greene 3, Troc 3, Arnold 2, Guidry 1, Gillan 1)

**Steals:** 10 (Strandmark 3, Ford 1, Greene 4, Burras 2)

**Officials:** J.D. Collins, Frank Spencer, Greg Webb

**Attendance:** 4,641

**Halftime Score:** Northern Illinois 31, ILLINOIS STATE 24

## GAME 9

### ISU Suffers Worst Defeat at Redbird Arena

**NORMAL, Ill.** – Vince Greene and Marcus Arnold each scored 14 points, but Illinois State suffered its worst defeat ever in Redbird Arena falling 76-48 to Southwest Missouri State in the Missouri Valley Conference opener for both teams.

Illinois State (1-8, 0-1 MVC) shot only 37 percent (15-of-41) from the field in the game and Greene and Arnold were the only two Redbirds in double figures. The Birds were outrebounded 33-18 and committed 18 turnovers.

SMS (4-5, 1-0 MVC) made 28 of its 47 shot attempts (60 percent) and was able to score 27 points off of Redbird turnovers. Terrance McGee led the Bears with 17 points and five assists, while Merrill Andrews contributed 13 points. Nine different players on the SMS roster scored at least three points in the game.

SMS opened the game with eight unanswered points, including two three-pointers by McGee. Greene got the Redbirds on the scoreboard with a trey at the 16:33 mark, but the Bears continued to put up the points outscoring ISU 21-7 in the game's first ten minutes.

Rebert Harris came off the bench and hit a jumper with 6:08 remaining in the first half to spark a 5-0 run for the Birds, but ISU could only manage free throws the rest of the way and went into halftime down, 38-18, following a 3-point bucket by Jason Gilbert as time expired.

The Redbird offense came alive in the second half scoring 10 points in the first three minutes, including six points by Arnold. However, the Birds could not keep the points coming and SMS went on a 10-1 run over next five minutes to give the Bears their largest lead of the game at 23 points, 52-29.

The Bears were able to extend their lead to over 30 points during the remainder of the game before sealing the 28-point victory.

### SMS 76, ILLINOIS STATE 48

December 29, 2002 • Redbird Arena

SMS	Min.	FG-A	FT-A	O-REB	A	PF	TP
Randle, f	25	3-6	2-4	1-2	1	4	8
Easley, f	27	4-5	0-0	3-10	1	0	8
Maclin, c	18	2-4	2-4	3-6	0	5	6
Andrews, g	34	4-6	5-5	0-2	4	1	13
McGee, g	25	6-9	2-2	1-2	5	2	17
Colwell	18	3-6	2-2	1-2	0	5	8
Gilbert	7	1-3	0-0	0-0	1	0	3
Johnson	3	0-1	0-0	0-0	0	0	0
Smith	11	0-0	0-0	0-3	0	2	0
Fisher	13	2-2	0-0	0-0	0	1	5
Walk	19	3-5	2-2	2-4	1	4	8
<b>Totals</b>	<b>200</b>	<b>28-47</b>	<b>15-19</b>	<b>13-33</b>	<b>13</b>	<b>24</b>	<b>76</b>

**Team Pct.:** FG – .596; FT – .789

**3-Pt.:** 5-8, .625 (McGee 3-4, Gilbert 1-2, Johnson 0-1, Fisher 1-1)

**Blocks:** 3 (Randle 1, Easley 1, Smith 1)

**Turnovers:** 15 (Randle 3, Maclin 4, Andrews 2, Colwell 2, Gilbert 1, Fisher 2, Walk 1)

**Steals:** 8 (Easley 3, Andrews 3, McGee 1, Fisher 1)

ILLINOIS STATE	Min.	FG-A	FT-A	O-REB	A	PF	TP
Alexander, f	22	0-3	0-0	0-0	0	1	0
Arnold, f	23	4-6	6-9	2-3	0	4	14
Bojang, c	25	2-4	5-6	1-1	0	0	9
Greene, g	23	5-6	2-2	0-0	1	1	14
Guidry, g	28	1-6	0-0	0-1	0	3	3
Burras	21	0-1	2-6	0-4	1	2	2
Ford	19	0-5	0-0	2-3	1	2	0
Strandmark	10	2-4	0-0	2-3	0	2	4
Troc	9	0-1	0-0	1-1	0	1	0
Harris	9	1-5	0-0	0-0	0	0	2
Hill	3	0-0	0-0	0-0	0	0	0
Reid	5	0-0	0-0	0-0	0	2	0
Gillan	3	0-0	0-0	0-0	0	0	0
<b>Totals</b>	<b>200</b>	<b>15-41</b>	<b>15-23</b>	<b>10-18</b>	<b>3</b>	<b>18</b>	<b>48</b>

**Team Pct.:** FG – .366; FT – .652

**3-Pt.:** 3-7, .429 (Alexander 0-1, Greene 2-2, Guidry 1-3, Harris 0-1)

**Blocks:** 4 (Bojang 2, Harris 1, Hill 1)

**Turnovers:** 18 (Alexander 1, Arnold 1, Bojang 3, Greene 5, Guidry 1, Burras 1, Strandmark 2, Harris 4)

**Steals:** 6 (Bojang 2, Greene 1, Guidry 1, Troc 1, Harris 1)

**Officials:** John Higgins, Steve Morris, Bob Staffen

**Attendance:** 5,042

**Halftime Score:** SMS 38, ILLINOIS STATE 18

## GAME 10

### Solid Redbird Effort in 74-65 Loss at SIU

**CARBONDALE, Ill.** – Despite a five-point halftime lead and double-digit scoring by four Redbird players, including 18 points by Gregg Alexander, Illinois State fell to Southern Illinois, 74-65 in Missouri Valley Conference basketball action Saturday afternoon at SIU Arena.

ISU (1-9, 0-2) started the game strong and took the lead, 27-25, in the first half after two free throws by Alexander at the 3:42 mark. A jumper by Trey Guidry helped secure a lead by ISU but the Salukis (7-3, 2-0) came to within one after a trey by Brad Korn. A free throw by Marcus Arnold and jumpers by Arnold and Alexander to close out the half kept the Birds ahead, 39-34.

ISU led by as many as nine with 15 minutes to play in the game despite foul trouble on Alexander who was the offensive spark for ISU in the first.

Ahead 52-48 with 11:47 remaining, ISU began to fade after a jumper by Korn and a dunk by Stetson Hairston tied the game. With Alexander on the bench, SIU went on a 26-10 run which proved to be the difference in the game as the Salukis held the lead through the final minutes.

Arnold chipped in 15 points while Baboucarr Bojang added 12. Guidry had 11 while Southern Illinois was led by 19 from Kent Williams.

### Southern Illinois 74, ILLINOIS STATE 65

January 4, 2003 • SIU Arena

ILLINOIS STATE	Min.	FG-A	FT-A	O-REB	A	PF	TP
Arnold, f	36	7-11	1-1	1-4	0	5	15
Bojang, f	32	3-6	6-8	3-7	1	4	12
Ford, g	31	1-3	0-0	1-8	2	2	2
Greene, g	39	3-8	0-1	0-1	4	2	7
Guidry, g	24	3-9	3-4	0-1	4	4	11
Alexander	26	7-16	2-2	2-3	1	4	18
Strandmark	10	0-0	0-0	0-1	0	1	0
Troc	2	0-1	0-0	0-0	0	1	0
<b>Totals</b>	<b>200</b>	<b>24-54</b>	<b>12-16</b>	<b>9-31</b>	<b>12</b>	<b>23</b>	<b>65</b>

**Team Pct.:** FG – .444; FT – .750

**3-Pt.:** 5-13, .385 (Greene 1-2, Guidry 2-2, Alexander 2-8, Troc 0-1)

**Blocks:** 2 (Arnold 1, Strandmark 1)

**Turnovers:** 13 (Arnold 1, Bojang 2, Greene 4, Guidry 5, Alexander 1)

**Steals:** 4 (Ford 3, Greene 1)

S. Illinois	Min.	FG-A	FT-A	O-REB	A	PF	TP
Willis, f	18	0-3	2-2	0-0	0	2	2
Dearman, f	29	5-11	3-5	4-10	2	3	13
Brooks, g	33	3-9	5-6	1-4	4	3	11
Hairston, g	31	2-8	3-4	5-8	3	2	7
Williams, g	35	6-11	7-9	0-3	2	2	19
Schoen	4	0-0	1-2	0-0	0	1	1
Korn	14	3-3	0-0	1-1	0	4	8
Turner	18	2-2	0-0	1-3	1	1	6
Warren	18	3-5	1-2	0-5	1	2	7
<b>Totals</b>	<b>200</b>	<b>24-52</b>	<b>22-30</b>	<b>12-36</b>	<b>13</b>	<b>20</b>	<b>74</b>

**Team Pct.:** FG – .462; FT – .733

**3-Pt.:** 4-8, .500 (Brooks 0-1, Hairston 0-2, Williams 0-1, Korn 2-2, Turner 2-2)

**Blocks:** 6 (Dearman 1, Brooks 1, Hairston 1, Williams 1, Warren 2)

**Turnovers:** 11 (Dearman 1, Brooks 4, Hairston 4, Williams 1, Warren 1)

**Steals:** 8 (Brooks 2, Hairston 2, Williams 2, Turner 1, Warren 1)

**Officials:** David Warfel, Gerry Pollard, Mark McMullen

**Attendance:** 7,014

**Halftime Score:** ILLINOIS STATE 39, Southern Illinois 34





GAME 11

Northern Iowa Edges the Redbirds, 66-64

CEDAR FALLS, Iowa - Marcus Arnold scored a career-high 19 points and Gregg Alexander chipped in 12 to pace Illinois State but it was not enough as the men's basketball team fell to 1-10 overall, 0-3 in the Missouri Valley Conference on Tuesday after a two-point loss to Northern Iowa, 66-64, in Cedar Falls, Iowa.

Leading by one point with 1:10 to play, the Redbirds let the game slip from their grasp as Ryan Paulsen of UNI hit a three pointer with :42 seconds remaining. A missed trey by Alexander and a foul by Dana Ford put Ben Jacobson at the line in the final seconds. He connected on both free throws as the Panthers (4-7, 1-2) handed ISU their fourth consecutive loss. Vince Greene hit a shot to pull within two with :16 seconds left, but that was as close as the 'Birds got.

Illinois State led 31-29 at the half off of hot shooting from Alexander, who scored eight points in the first twenty minutes, and Kevin Troc who added seven. It was the second game in a row that the 'Birds led at halftime and faltered in the second period, resulting in a loss.

Northern Iowa shot 58 percent from the field in the second half, sparked by 17 points from Jacobsen. Paulsen added 14 for the Panthers while Chris Foster tossed in 11.

Northern Iowa 66, ILLINOIS STATE 64

January 7, 2003 • UNI-Dome

Table with 7 columns: Player, Min, FG-A, FT-A, O-REB, A, PF, TP. Lists stats for Alexander, Bojang, Arnold, Ford, Greene, Burras, Strandmark, Troc, Guidry, and Totals.

Team Pct.: FG - .481; FT - .818

3-Pt.: 3-7, .429 (Alexander 2-3, Ford 1-1, Burras 0-1, Troc 0-2)

Blocks: 1 (Ford 1)

Turnovers: 14 (Alexander 2, Ford 2, Greene 4, Bojang 1, Strandmark 1, Troc 2, Guidry 2)

Steals: 5 (Alexander 3, Ford 1, Bojang 1)

Table with 7 columns: Player, Min, FG-A, FT-A, O-REB, A, PF, TP. Lists stats for Little, Schneiderman, Gruber, B. Jacobson, Foster, Paulsen, Schmit, A. Jacobson, Godfread, and Totals.

Team Pct.: FG - .472; FT - .636

3-Pt.: 9-21, .429 (Little 0-2, B. Jacobson 1-3, Foster 2-3, Schneiderman 2-4, Paulsen 4-8, Godfread 0-1)

Blocks: 2 (Godfread 2)

Turnovers: 12 (Little 1, B. Jacobson 1, Foster 3, Gruber 4, Schneiderman 2, Paulsen 1)

Steals: 6 (Little 1, Foster 1, Gruber 2, Schneiderman 2)

Officials: Ron Zetcher, Joe Ponsetto, Dave Draucker

Attendance: 2,122

Halftime Score: ILLINOIS STATE 31, Northern Iowa 29

GAME 12

ISU Falls to No. 16 Creighton, 74-55

NORMAL, Ill. - Despite trailing by only a seven-point deficit at halftime, Illinois State could not get it done in the second half as No. 16 Creighton pulled away and defeated the Redbirds, 74-55, at Saturday at Redbird Arena.

Creighton, 13-1, 4-0 MVC, had only two players score in double figures with Michael Lindeman turning in 19 and Kyle Korver contributing 17. Tyler McKinney dished out seven assists for the 'Jays to go along with his five points. Creighton shot 60 percent from the field in the game on 30-for-50 shooting, including 7-for-18 from beyond the arc.

Illinois State, 1-11, 0-4 MVC, was led by Vince Greene with 17 points and seven assists, including 12 second-half tallies. Gregg Alexander and Marcus Arnold also turned in 13 points apiece for the Redbirds, and Arnold led the team on the boards with a game-high tying six rebounds.

Creighton jumped out to an early 6-0 lead hitting three jumpers on their first three possessions, but the Redbirds answered with a lay-up by Bojang that sparked an 10-2 run by Illinois State, giving the 'Birds their first lead of the game 10-8 with 12:46 remaining before the half.

Shortly after Korver hit his first field goal of the game, a three-pointer near the top of the key, to give Creighton back the lead, 11-10, Arnold scored seven of the next 10 Redbird points to keep the game close with just over six minutes remaining. However, Korver was able to hit two treys down the stretch that helped give Creighton a nine-point advantage, 31-22, three minutes before the break. The 'Birds got a big boost heading into the locker room when Alexander hit a half-court bank shot at the buzzer to keep the Bluejay lead in single digits, 37-30.

#16 Creighton 76, ILLINOIS STATE 57

January 11, 2003 • Redbird Arena

Table with 7 columns: Player, Min, FG-A, FT-A, O-REB, A, PF, TP. Lists stats for Lindeman, Korver, Deren, House, McKinney, Sims, Bowden, Funk, Miliner, Dabbert, Grimes, and Totals.

Team Pct.: FG - .600; FT - .563

3-Pt.: 7-18, .389 (Lindeman 2-4, Korver 4-5, House 0-2, McKinney 1-3, Bowden 0-1, Funk 0-1, Miliner 0-2)

Blocks: 3 (Korver 1, Deren 1, Dabbert 1)

Turnovers: 13 (Korver 2, Deren 3, House 2, McKinney 2, Bowden 1, Dabbert 1, Grimes 2)

Steals: 8 (Lindeman 2, Korver 1, Deren 1, House 1, McKinney 1, Funk 1, Dabbert 1)

Table with 7 columns: Player, Min, FG-A, FT-A, O-REB, A, PF, TP. Lists stats for Alexander, Arnold, Bojang, Ford, Greene, Burras, Strandmark, Troc, Guidry, and Totals.

Team Pct.: FG - .408; FT - .917

3-Pt.: 6-12, .500 (Alexander 2-5, Greene 3-3, Burras 1-1, Guidry 0-3)

Blocks: 1 (Bojang 1)

Turnovers: 18 (Alexander 4, Arnold 1, Bojang 1, Ford 4, Greene 2, Burras 2, Strandmark 1, Troc 1, Guidry 2)

Steals: 6 (Alexander 1, Bojang 1, Greene 4)

Officials: Ron Berkholtz, Brad Fowler, Dave Draucker

Attendance: 5,913

Halftime Score: Creighton 37, ILLINOIS STATE 30

GAME 13

SMS Defense Stifles Illinois State

SPRINGFIELD, Mo. - Vince Greene and Trey Guidry combined for 29 Illinois State points but the SMS defense was too much for the Redbirds, who committed 22 turnovers in the game, as the Bears handed the Redbirds their fifth Missouri Valley Conference loss, twelfth of the season, in league basketball action Wednesday night at the Hammons Center.

The Redbirds (1-12, 0-5) shot 31 percent from the field and was outrebounded 41-31, 17 of which were offensive for the Bears.

Illinois State was held without a field goal until the 11:42 mark of the first half, when Guidry connected for a three-point basket. With SMS up 9-5, the lead continued to weigh on the home side after Kellen Easley hit a trey and jumper. Up by 11 with 4:39 to play before the break, foul trouble loomed for the 'Birds and free throws were the difference. Five free throws in the final four minutes of the half helped SMS to a 13-point halftime lead, 28-15.

Illinois State never pulled to within 10 points in the second half and a foul on Marcus Arnold and Robert Harris in the first two minutes of play put Terrance McGee at the line. He hit both free throws and SMS remained on top, 30-19, with 17:31 on the clock.

The closest the Redbirds got in the final minutes was within 12 with 3:52 to play after a made free throw by Gregg Alexander. Tamarr Maclin made sure the 'Birds got no closer than that, however, hitting two free throws of his own twenty seconds later. SMS didn't hit a field goal from the 7:36 mark on, but was 10-of-14 at the free throw line through those final minutes til the buzzer.

SMS improves to 7-6, 4-1 in the Valley and was led by 15 points from McGee, who also pulled down nine boards. Easley also contributed 14 points while Maclin had seven rebounds.

SMS 60, ILLINOIS STATE 46

January 15, 2003 • Hammons Center

Table with 7 columns: Player, Min, FG-A, FT-A, O-REB, A, PF, TP. Lists stats for Alexander, Arnold, Bojang, Ford, Greene, Burras, Strandmark, Harris, Guidry, Reid, and Totals.

Team Pct.: FG - .310; FT - .714

3-Pt.: 5-15, .333 (Alexander 0-4, Greene 2-4, Harris 0-1, Guidry 3-6)

Blocks: 2 (Arnold 1, Burras 1)

Turnovers: 22 (Alexander 2, Arnold 1, Bojang 3, Ford 3, Greene 4, Burras 3, Harris 3, Guidry 2, Team 1)

Steals: 6 (Alexander 3, Greene 2, Burras 1)

Table with 7 columns: Player, Min, FG-A, FT-A, O-REB, A, PF, TP. Lists stats for Maclin, Easley, Randle, Andrews, McGee, Colwell, Johnson, Smith, Fisher, Walk, and Totals.

Team Pct.: FG - .360; FT - .647

3-Pt.: 2-7, .286 (Easley 1-2, McGee 0-3, Johnson 0-1, Fisher 1-1)

Blocks: 5 (Maclin 1, Randle 3, Colwell 1)

Turnovers: 15 (Maclin 3, Easley 1, Randle 2, Andrews 3, McGee 5, Smith 1)

Steals: 14 (Easley 5, Randle 2, Andrews 2, McGee 1, Colwell 2, Johnson 1, Fisher 1)

Officials: Winston Stith, Paul Kaster, Warren Evans

Attendance: 5,232

Halftime Score: SMS 28, Illinois State 15



## GAME 14

### Wichita State Edges Illinois State 69-66

**NORMAL, Ill.** – Trey Guidry scored all of his team-high 15 points in the second half but his final shot rimmed out with 3.4 seconds left on the clock to shatter Illinois State's hopes to end its seven-game losing streak as Wichita State beat the Redbirds, 69-66, in Missouri Valley Conference action Saturday.

The Redbirds, 1-13, 0-6 in the Valley, had five players in double figures led by Guidry's 15. Vince Greene added 14, Baboucarr Bojang had 12, Gregg Alexander scored 11 and Marcus Arnold had 10.

Wichita State, 9-5, 4-1 in the Valley, got 20 points from Jamar Howard. Rob Kampman hit all five of his first-half shots including three three-pointers on the way to a 17-point performance for WSU, which shot 51 percent from the field vs. Illinois State's 42 percent. The Birds had a 34-30 advantage on the boards led by Bojang's nine.

WSU had a 30-28 halftime lead thanks to Kampman's 13 points. A pair of Burns three-pointers helped WSU open a 41-37 lead in the first five minutes of the second half, but a Bojang jumper, Guidry's first basket of the game—a three-pointer—and Greene's steal and layup put the Birds on top 44-41 with 13:07 left. Miller, Randy Burns and Howard scored in succession to put the Shockers back on top by three, 47-44 at the 12:01 mark.

With Guidry hitting a pair of free throws and a three-pointer and Gregg Alexander hitting two free throws and a long two-pointer, ISU scored the next nine points to take a 53-47 lead into the final eight minutes. Another Kampman shot at the six-minute mark put the Shockers within one at 55. Howard hit a three-pointer on WSU's next drive to improve the Shocker's score to 58. Greene answered with a three-point shot of his own to put the Redbirds ahead once again, 59-58. Guidry brought the crowd of 5,970 to its feet once again with another three-point bucket at the 1:45 mark to put the 'Birds at 64-62.

Aaron Hogg answered with a three for WSU—his only basket in eight tries in the game. Guidry's driving shot with 1:18 left put the Birds back on top 66-65, but Miller scored off a set play to put the Shockers ahead to stay.

### Wichita State 69, ILLINOIS STATE 66

January 18, 2003 • Redbird Arena

Wichita State	Min.	FG-A	FT-A	O-REB	A	PF	TP
Howard, f	33	7-8	4-8	0-3	3	3	20
Kampman, f	28	7-9	0-0	0-2	0	2	17
Miller, c	30	6-11	0-0	3-9	0	2	12
Hogg, g	21	1-8	0-0	1-4	2	3	3
Steven, g	23	0-2	0-0	0-1	3	1	0
Burns	30	2-5	7-12	0-7	3	2	13
Wise	19	0-2	0-0	0-1	0	1	0
Clark	16	1-2	2-2	1-2	0	3	4
<b>Totals</b>	<b>200</b>	<b>24-47</b>	<b>13-22</b>	<b>6-30</b>	<b>11</b>	<b>17</b>	<b>69</b>

**Team Pct.:** FG – .511; FT – .591  
**3-Pt.:** 8-16, .500 (Howard 2-2, Kampman 3-4, Hogg 1-5, Steven 0-1, Burns 2-3, Wise 0-1)  
**Blocks:** 4 (Kampman 2, Miller 1, Wise 1)  
**Turnovers:** 12 (Howard 2, Kampman 2, Miller 2, Hogg 2, Steven 1, Burns 2, Clark 1)  
**Steals:** 5 (Miller 1, Hogg 2, Steven 1, Burns 1)

ILLINOIS STATE	Min.	FG-A	FT-A	O-REB	A	PF	TP
Burras, f	7	0-0	0-0	1-2	1	0	0
Arnold, f	30	3-11	4-5	4-6	3	2	10
Bojang, c	38	6-12	0-0	4-9	1	4	12
Alexander, g	36	4-11	2-2	0-2	4	1	11
Greene, g	40	5-8	1-2	0-3	3	1	14
Ford	19	2-3	0-0	2-4	1	4	4
Strandmark	8	0-1	0-0	1-2	0	2	0
Troc	7	0-1	0-0	1-2	0	1	0
Guidry	15	5-13	2-3	0-1	0	1	15
<b>Totals</b>	<b>200</b>	<b>25-60</b>	<b>9-12</b>	<b>14-34</b>	<b>13</b>	<b>17</b>	<b>66</b>

**Team Pct.:** FG – .417; FT – .750  
**3-Pt.:** 7-16, .438 (Alexander 1-6, Greene 3-4, Guidry 3-6)  
**Blocks:** 3 (Arnold 2, Strandmark 1)  
**Turnovers:** 12 (Arnold 3, Bojang 3, Greene 1, Ford 1, Strandmark 1, Troc 2, Guidry 1)  
**Steals:** 8 (Bojang 2, Alexander 1, Greene 4, Ford 1)  
**Officials:** Glenn Mayborg, Scott Fruehling, Don Dailly  
**Attendance:** 5,970  
**Technical Fouls:** Wichita State – Howard; ILLINOIS STATE – bench.  
**Halftime Score:** Wichita State 30, ILLINOIS STATE 28

## GAME 15

### Redbirds Score Season-High Point Total in Loss at #9 Creighton

**OMAHA, Neb.** – Illinois State scored a season-high 82 points at No.9 Creighton, which also was the most points scored on the Bluejays all year, but the nationally-ranked Missouri Valley Conference leader dropped 95 of its own on the Redbirds as ISU fell in Valley action, 95-82, Sunday in Omaha.

Trey Guidry led the Redbirds with 21 points. He shot 8-of-10 from the field and was 5-of-7 from the three-point mark. Baboucarr Bojang added a season-high 18 points for Illinois State while Chris Burras came off the bench for the 'Birds to score a career-high nine points while pulling down four boards.

Creighton was led by Larry House who notched 23 points. Kyle Korver added 17 for the Bluejays while Joe Dabbert had 11 and Mike Grimes had 10.

With 15:41 to go in the first half, Illinois State pulled to within two off a trey by Greene. But Creighton answered with nine-straight points and a 12-point lead, 22-10. The Redbirds fought back again, however, and was down by four after Gregg Alexander hit a trey of his own, but Creighton couldn't be stopped offensively. Consecutive jumpers by Grimes and Michael Lindeman showcased the Bluejays as they took a 53-40 halftime lead.

Creighton led by as many as 23 with 10:38 to go in the second half before Burras hit a couple of free throws to pull ISU to within 18, 75-51 with 10 minutes to play. A 16-point deficit with 3:20 remaining was closer for ISU, who ended the game only down by 13, 95-82.

The Redbirds shot 53.6% in the game but committed 20 turnovers. Creighton took advantages of Illinois State's mistakes, scoring 31 points off turnovers.

### #9 Creighton 95, ILLINOIS STATE 82

January 20, 2003 • Omaha Civic Auditorium

ILLINOIS STATE	Min.	FG-A	FT-A	O-REB	A	PF	TP
Alexander, f	30	2-5	3-3	0-3	0	0	9
Arnold, f	23	5-9	2-2	0-1	0	5	12
Bojang, c	29	8-12	2-2	4-6	1	3	18
Greene, g	38	6-10	0-0	0-3	8	3	13
Guidry, g	33	8-10	0-0	0-1	0	2	21
Burras	14	1-5	7-8	1-4	1	4	9
Ford	18	0-3	0-0	3-5	3	3	0
Strandmark	7	0-1	0-0	0-0	0	0	0
Troc	2	0-0	0-0	0-0	0	0	0
Harris	2	0-1	0-2	1-1	0	0	0
Reid	4	0-0	0-0	0-0	1	1	0
<b>Totals</b>	<b>200</b>	<b>30-56</b>	<b>14-17</b>	<b>10-29</b>	<b>14</b>	<b>21</b>	<b>82</b>

**Team Pct.:** FG – .536; FT – .824  
**3-Pt.:** 8-13, .615 (Alexander 2-3, Greene 1-3, Guidry 5-7)  
**Blocks:** 0  
**Turnovers:** 20 (Alexander 4, Arnold 1, Bojang 1, Greene 3, Guidry 6, Burras 1, Ford 2, Strandmark 2)  
**Steals:** 7 (Alexander 2, Greene 3, Burras 2)

#9 Creighton	Min.	FG-A	FT-A	O-REB	A	PF	TP
Lindeman, f	23	3-5	0-0	1-2	3	0	7
Korver, f	31	4-8	7-7	0-2	3	2	17
Deren, c	13	1-3	1-2	2-2	2	3	3
House, g	21	8-12	6-7	4-8	0	1	23
McKinney, g	18	2-6	0-0	0-2	5	0	5
Sims	3	0-1	0-0	0-0	0	0	0
Bowden	23	4-7	0-1	0-1	1	4	9
Funk	22	2-6	0-0	0-2	4	0	5
Miliner	11	2-4	0-2	2-3	0	0	5
Dabbert	18	3-4	5-6	2-2	0	4	11
Bresnahan	1	0-0	0-0	0-1	0	0	0
Grimes	16	4-5	2-4	2-5	0	3	10
<b>Totals</b>	<b>200</b>	<b>33-61</b>	<b>21-29</b>	<b>14-31</b>	<b>18</b>	<b>17</b>	<b>95</b>

**Team Pct.:** FG – .541; FT – .724  
**3-Pt.:** 8-21, .381 (Lindeman 1-2, Korver 2-5, House 1-1, McKinney 1-5, Bowden 1-3, Funk 1-3, Miliner 1-2)  
**Blocks:** 3 (Korver 1, Dabbert 1, Grimes 1)  
**Turnovers:** 13 (Lindeman 2, Korver 3, Deren 3, McKinney 2, Bowden 2, Funk 1)  
**Steals:** 13 (Lindeman 2, Korver 2, House 2, McKinney 2, Bowden 1, Miliner 1, Dabbert 3)

**Officials:** Steven Skiles, Frank Spencer, Tim Hutchinson  
**Attendance:** 8,729  
**Halftime Score:** Creighton 53, ILLINOIS STATE 40

## GAME 16

### ISU Falls to Evansville Despite Strong Start

**EVANSVILLE, Ind.** – Trey Guidry led all scorers with 27 points, including 21 in the first half, but Illinois State could not sustain its strong first-half play and dropped its eighth consecutive Missouri Valley Conference game to Evansville, 85-74.

Illinois State, 1-15, 0-8 MVC, had a 41-33 halftime advantage and shot 52 percent from the field in the first frame. The Redbirds were outscored 51-33 and could only manage 31 percent shooting from the field after the break. Vince Greene finished with 14 points, while Marcus Arnold contributed 11 points. Baboucarr Bojang also finished with nine points and a team-high seven rebounds.

Evansville, 7-9, 3-4 MVC, found most of its offense in the lane outscoring the 'Birds 46-22 in the paint. Ian Hanavan led the Aces with 23 points and eight rebounds, while Clint Cuffle turned in 21 points and eight boards. Evansville shot 64 percent from the field in the second half and made only four three-pointers in the game.

### Evansville 85, ILLINOIS STATE 74

January 25, 2003 • Roberts Stadium

ILLINOIS STATE	Min.	FG-A	FT-A	O-REB	A	PF	TP
Alexander, f	32	3-9	0-0	0-0	4	4	8
Arnold, f	26	5-10	1-3	2-4	0	5	11
Bojang, c	34	3-8	3-4	3-7	0	4	9
Greene, g	38	6-12	0-1	2-6	4	4	14
Guidry, g	38	7-21	8-9	0-2	3	2	27
Burras	8	1-1	0-0	1-1	0	2	2
Ford	10	0-1	0-0	0-1	0	2	0
Strandmark	12	1-2	1-2	3-5	0	2	3
Troc	2	0-0	0-0	0-0	0	0	0
<b>Totals</b>	<b>200</b>	<b>26-64</b>	<b>13-19</b>	<b>15-31</b>	<b>11</b>	<b>25</b>	<b>74</b>

**Team Pct.:** FG – .406; FT – .684  
**3-Pt.:** 9-24 (Guidry 5-14, Alexander 2-5, Greene 2-5)  
**Blocks:** 2 (Ford 2)  
**Turnovers:** 15 (Bojang 1, Guidry 2, Arnold 2, Alexander 3, Greene 4, Ford 1, Strandmark 1, Troc 1)  
**Steals:** 13 (Bojang 1, Arnold 2, Alexander 1, Greene 7, Ford 1, Strandmark 1)

Evansville	Min.	FG-A	FT-A	O-REB	A	PF	TP
Cuffle, f	35	7-13	6-6	3-8	3	1	21
Hanavan, f	31	9-11	5-7	2-8	1	3	23
Lytle, c	31	6-11	2-6	4-4	0	4	14
Burton, g	26	1-3	0-0	0-4	6	1	3
Wagner, g	36	2-6	5-8	0-4	3	1	9
Lee	8	0-0	0-0	0-0	2	3	0
Long	4	0-0	0-0	0-1	2	0	0
Watson	4	0-1	0-0	1-1	1	2	0
Brinkley	18	4-5	5-5	1-7	0	4	15
Ferguson	7	0-1	0-0	0-0	0	0	0
<b>Totals</b>	<b>200</b>	<b>29-51</b>	<b>23-32</b>	<b>11-39</b>	<b>18</b>	<b>19</b>	<b>85</b>

**Team Pct.:** FG – .569; FT – .719  
**3-Pt.:** 4-11, .364 (Cuffle 1-3, Hanavan 0-1, Lytle 0-1, Burton 1-1, Wagner 0-2, Watson 0-1, Brinkley 2-2)  
**Blocks:** 5 (Lytle 2, Burton 1, Lee 2)  
**Turnovers:** 18 (Cuffle 1, Lytle 3, Burton 2, Wagner 6, Lee 1, Long 2, Watson 1, Ferguson 2)  
**Steals:** 9 (Cuffle 1, Hanavan 3, Lytle 1, Burton 2, Wagner 1, Lee 1)  
**Officials:** Steve Morris, David Warfel, Dave Draucker  
**Attendance:** 6,456  
**Technical Fouls:** ILLINOIS STATE – Marcus Arnold; Evansville – Dan Lytle.  
**Halftime Score:** ILLINOIS STATE 41, Evansville 34



GAME 17

ISU Lands First Valley Win: 76-71 vs. UNI

NORMAL, Ill. - Casey Reid hit two free-throws with 3.3 seconds left in the game to seal Illinois State's first Missouri Valley Conference victory this season over Northern Iowa, 76-71, in front of 5,099 fans at Redbird Arena.

Illinois State, 2-15, 1-8 MVC, was led by Gregg Alexander with 17 points. The win ended a nine-game losing streak for the 'Birds. The Redbirds also had four other players in double digits, including Vince Greene with 14 and Marcus Arnold tallying 11.

Northern Iowa, 5-12, 2-7 MVC, was paced by Chris Foster who had 17 points, 15 of which came in the second half. David Gruber chipped in 11 points on 4-5 shooting from the field.

Alexander started the game off hot, hitting back-to-back three pointers on the first two possessions of the game, and never cooled down. After jumping out to a 23-15 lead in the first half, on the strength of eight points by Alexander, Northern Iowa went on an 8-0 run to tie the game at 23.

The Redbirds responded with a 12-4 run to end the half and took a 35-27 lead into the lockerroom. Illinois State was hot from behind the arc in the first half, shooting 50 percent (5-10). However, the 'Birds were not as successful from the charity stripe as they only shot 25 percent (2-8) from the line in the first frame. Northern Iowa was paced by Matt Bennett and John Little, who each poured in 5 first-half points apiece.

Northern Iowa started the second half on a 12-4 run to knot the score at 39. The run was led by guard Chris Foster, who had nine of the 12 points during the run. The teams went back and forth until back-to-back threes by Kevin Troc and a tough lay-up by Andy Strandmark put the 'Birds up 57-49. The Panthers battled back to cut the margin to 72-71, but it would not be enough as the 'Birds hit 8-of-10 free-throws down the stretch to seal the win.

ILLINOIS STATE 76, Northern Iowa 71
January 29, 2003 • Redbird Arena

Table with columns: Player, Min., FG-A, FT-A, O-REB, A, PF, TP. Lists stats for Northern Iowa and Illinois State players.

Team Pct.: FG - .519; FT - .455
3-Pt.: 8-16, .500 (Jacobson 1-1, Schneiderman 2-7, Little 2-3, Foster 1-6, Bennett 2-3, Paulsen 2-4, Schmit 0-2)

Blocks: 0
Turnovers: 10 (Jacobson 2, Gruber 1, Little 1, Foster 1, Bennett 1, Paulsen 1, Schmit 2, Miller 1)
Steals: 5 (Gruber 1, Little 2, Foster 2)

Table with columns: Player, Min., FG-A, FT-A, O-REB, A, PF, TP. Lists stats for Illinois State players.

Team Pct.: FG - .462; FT - .690
3-Pt.: 8-14, .571 (Alexander 3-3, Greene 1-2, Guidry 2-6, Troc 2-2, Reid 0-1)

Blocks: 2 (Strandmark 2)
Turnovers: 13 (Alexander 1, Bojang 3, Greene 2, Guidry 2, Ford 2, Strandmark 3)
Steals: 6 (Alexander 1, Bojang 1, Greene 1, Ford 1, Troc 1, Reid 1)

Officials: Ron Berkholtz, Jerry Seibert, Tim Hutchinson
Attendance: 5,099
Halftime Score: ILLINOIS STATE 35, Northern Iowa 27

GAME 18

Illinois State Beats Bradley, 89-74

NORMAL, Ill. - Gregg Alexander's first career double-double (21 points, 10 rebounds) propelled Illinois State past Bradley 89-74 in front of a Redbird Arena crowd of 8,213.

Alexander not only spurred the offense and led the rebounding, he was a key to a Redbird defensive effort which limited Bradley to just seven baskets in its first 25 attempts in the second half. That enabled Illinois State to open up leads of as many as 20 points.

Illinois State, 3-15, 2-8 in the Missouri Valley spotted Bradley, 7-13, 3-6 in the Valley, a 10-0 lead at the beginning of the game. But three Alexander three-point baskets sparked a 16-2 Redbird run and Illinois State led 16-12 at the 13:35 mark.

A see-saw first half saw Bradley make eight three-pointers and Illinois State seven, the last was Vince Greene's three just ahead of the halftime buzzer which gave the Redbirds a 38-37 advantage. Greene finished with 15 points and 7 assists.

Illinois State came out in the second half on a 14-4 run and never looked back as the 'Birds led 52-42. The second-half play of Kevin Troc (8 points) and Casey Reid (career high 13 points) ignited the Redbirds as they took the lead for good.

Bradley was led by James Gillingham's 25 point, seven rebounds and seven assists. Phillip Gilbert chipped in 17. ISU shot 51 percent from the field including 10 of 24 three-pointers and 21 of 25 free throws. Bradley shot 44 percent from the field and made 13 of 22 threes, 8 of 12 in the first half.

ILLINOIS STATE 89, Bradley 74
February 1, 2003 • Redbird Arena

Table with columns: Player, Min., FG-A, FT-A, O-REB, A, PF, TP. Lists stats for Bradley and Illinois State players.

Team Pct.: FG - .439; FT - .647
3-Pt.: 13-22, .591 (Gillingham 4-8, Suggs 2-4, Robinson 4-6, Gilbert 2-2, Paul 1-2)
Blocks: 1 (Gilbert 1)
Turnovers: 14 (Gillingham 1, Suggs 2, Stewart 1, Robinson 5, Gilbert 4, Paul 1)
Steals: 8 (Gillingham 2, Suggs 1, Stewart 1, Gilbert 3, Paul 1)

Table with columns: Player, Min., FG-A, FT-A, O-REB, A, PF, TP. Lists stats for Illinois State players.

Team Pct.: FG - .509; FT - .840
3-Pt.: 10-24, .417 (Alexander 5-9, Greene 1-2, Guidry 2-9, Troc 2-4)

Blocks: 4 (Alexander 1, Arnold 1, Strandmark 2)
Turnovers: 14 (Alexander 4, Bojang 1, Greene 2, Guidry 3, Ford 1, Strandmark 1, Troc 1, Reid 1)
Steals: 5 (Alexander 2, Reid 3)

Officials: Mike Sanzere, Mark McMullen, Steve Morris
Attendance: 8,213
Halftime Score: ILLINOIS STATE 38, Bradley 37

GAME 19

Wichita State Ends Redbird Win Streak

WICHITA, Kan. - Baboucar Bojang scored a season-high 21 points and added five rebounds but it was not enough for the Illinois State men's basketball team to win its third game in a row as Wichita State handed the 'Birds their sixteenth loss of the year, an 85-71 decision in Wichita, Kan., Tuesday night.

Illinois State is now 3-16, 2-9 in the Valley while the Shockers improve to 12-7, 7-3 in conference play.

The Shockers shot 60.9 percent from the field for the game while Illinois State shot 41 percent for the game.

Led by Bojang, the 'Birds also got an offensive contribution from Gregg Alexander who had 12 points and Vince Green, who had 12 also. Wichita State was led by Randy Burns who had 19 points, seven rebounds and six assists with no turnovers. Jamar Howard added 16 points, six rebounds and six assists.

The Redbirds were strong in the first half off of hot shooting from Bojang and led 28-23 with 7:10 to play before the break. But Wichita State went on a 22-5 run to end the first half, taking a 45-33 lead into halftime. A 17-11 rebounding edge by the Shockers was the difference in the half as both teams were hitting the mark offensively.

The Redbirds never regained the lead in the second half but pulled to within eight with 17 minutes to play. The Shockers' advantage continued to grow, however, to as many as 12 with 7:51 to play. A quick bucket by Casey Reid got ISU back to within 10 but Illinois State trailed for the final minutes.

At the 3:10 mark, the 'Birds were down 82-67 before Howard hit a three-point shot for Wichita State's final bucket of the game. Ken Hill scored Illinois State's last points with :48 seconds left, 85-71.

Wichita State 85, ILLINOIS STATE 71
February 4, 2003 • Kansas Coliseum

Table with columns: Player, Min., FG-A, FT-A, O-REB, A, PF, TP. Lists stats for Wichita State and Illinois State players.

Team Pct.: FG - .410; FT - .813
3-Pt.: 8-20, .400 (Alexander 3-7, Greene 2-4, Guidry 1-6, Troc 2-2, Hill 0-1)

Blocks: 3 (Alexander 1, Burras 1, Reid 1)
Turnovers: 8 (Alexander 2, Bojang 1, Greene 3, Troc 2)
Steals: 7 (Alexander 1, Greene 2, Strandmark 1, Troc 2, Harris 1)

Table with columns: Player, Min., FG-A, FT-A, O-REB, A, PF, TP. Lists stats for Wichita State players.

Team Pct.: FG - .609; FT - .955
3-Pt.: 8-18, .444 (Howard 1-1, Kampman 0-2, Burns 4-7, Steven 0-1, Hogg 2-4, Wise 0-1, Clark 1-2)

Blocks: 3 (Miller 2, Steven 1)
Turnovers: 17 (Howard 4, Kampman 3, Miller 5, Steven 1, Hogg 2, Ledford 1, Wise 1)
Steals: 3 (Howard 2, Miller 1)

Officials: Paul Janssen, Eddie Jackson, Steve Skiles
Attendance: 7,406
Halftime Score: Wichita State 45, ILLINOIS STATE 33



## GAME 20

### Redbirds Down Sycamores, 60-52

**NORMAL, III** – Vince Greene scored eight of his team-high 14 points and Andy Strandmark grabbed a season-high 11 rebounds to lead Illinois State past Indiana State 60-52 in Redbird Arena.

The Redbirds, 4-16 overall, 3-9 in the Missouri Valley, had a 38-21 rebounding edge for the game and also got double-figure scoring from Chris Burras and Gregg Alexander with 10 each. Burras' points were a career high. After a 1-15 start, Illinois State has won three of its last four, including three in a row at home.

A crowd of 8,745 was the largest of the season in Redbird Arena and it saw the Birds shoot a season-high 54.8 percent from the field. Indiana State hit just 18 of 50 field goals, 36 percent.

The Sycamores, 5-17, 1-10 in the Valley dropped their 10th straight game, the longest Indiana State losing streak since 1989. Indiana State had just 12 turnovers to Illinois State's 22. David Moss led the Sycamores with 16 points.

Despite four turnovers in their first six possessions, the Sycamores led 7-5 after six minutes. But a Trey Guidry jumper tied it and Greene gave the Birds a lead and a cushion with a pull-up jumper and a three-pointer which put Illinois State up 12-7 at the 12-minute mark. Another Greene trey gave the Redbirds a 15-9 lead with 9:48 left before halftime.

The Sycamores scored six straight to tie the game at 15-15, but Burras went to work for the Birds at that point, scoring Illinois State's next eight points as the home team took a 23-18 lead into the final two minutes of the half. Illinois State led 25-20.

Two inside baskets by Baboucarr Bojang and Alexander's three-pointer helped Illinois State open a 34-24 lead in the first four minutes of the second half. The Birds stayed in command through the middle of the second half on the strength of Strandmark's aggressive play around the basket. Strandmark scored five points and set up two more with a drop-down pass to Burras and the Redbirds led 44-32 with 8 minutes left.

#### ILLINOIS STATE 60, Indiana State 52

February 8, 2003 • Redbird Arena

Indiana State	Min.	FG-A	FT-A	O-REB	A	PF	TP
Green, f	12	1-3	0-0	0-2	0	2	2
Moss, f	34	5-8	4-6	0-1	3	1	16
Giesen, c	15	2-3	0-0	0-1	0	3	4
Howard, g	34	2-11	3-4	1-4	2	2	7
Antoine, g	36	4-7	0-0	0-0	5	4	11
Evans	3	0-0	0-0	0-0	0	1	0
Morris	23	2-7	0-0	1-3	1	1	4
Sams	9	1-3	0-0	1-2	0	1	2
Broermann	12	0-5	0-0	0-2	0	0	0
Adler	22	1-3	3-4	2-4	1	2	6
<b>Totals</b>	<b>200</b>	<b>18-50</b>	<b>10-14</b>	<b>6-21</b>	<b>12</b>	<b>17</b>	<b>52</b>

**Team Pct.:** FG – .360; FT – .714

**3-Pt.:** 6-18, .333 (Moss 2-3, Howard 0-5, Antoine 3-5, Broermann 0-4, Adler 1-1)

**Blocks:** 3 (Howard 1, Adler 2)

**Turnovers:** 12 (Moss 4, Giesen 1, Howard 2, Antoine 5)

**Steals:** 14 (Green 2, Moss 3, Howard 3, Antoine 1, Morris 2, Broermann 1, Adler 2)

ILLINOIS STATE	Min.	FG-A	FT-A	O-REB	A	PF	TP
Alexander, f	32	4-9	0-0	0-2	1	3	10
Arnold, f	20	2-3	2-2	0-5	0	0	6
Bojang, c	25	2-3	3-4	1-3	1	2	7
Greene, g	38	6-8	0-0	0-2	5	1	14
Guidry, g	24	1-4	1-2	0-0	1	0	3
Burras	14	5-8	0-1	3-5	0	1	10
Ford	7	0-0	0-0	0-4	0	0	0
Strandmark	21	2-4	2-5	2-11	2	2	6
Troc	9	0-1	0-0	0-2	0	3	0
Reid	10	1-2	2-2	0-0	0	1	4
<b>Totals</b>	<b>200</b>	<b>23-42</b>	<b>10-16</b>	<b>9-38</b>	<b>10</b>	<b>13</b>	<b>60</b>

**Team Pct.:** FG – .548; FT – .625

**3-Pt.:** 4-10, .400 (Alexander 2-5, Greene 2-3, Guidry 0-2)

**Blocks:** 3 (Alexander 1, Arnold 2)

**Turnovers:** 21 (Alexander 2, Arnold 4, Bojang 2, Greene 7, Guidry 2, Burras 1, Ford 2, Reid 1)

**Steals:** 4 (Alexander 2, Greene 2)

**Officials:** Ron Berkholtz, Rob Kruger, Mark Bakko

**Attendance:** 8,745

**Halftime Score:** ILLINOIS STATE 25, Indiana State 20