



# Redbird Basketball

## GAME NOTES

Contact: Todd Kober, Director of Media Relations • 309/438-3805 • Fax: 309/438-5634 • Cell: 309/310-7112 • gtkober@ilstu.edu

### Illinois State Schedule

Date	Opponent (TV)	Time/Result
11/4	SIU-EDWARDSVILLE (Ex.)	W, 89-70
11/14	EA Sports All-Stars (Ex.)	L, 65-66
11/23	UTAH STATE	L, 53-68
11/26	@ Central Michigan	L, 69-74
11/30	ILLINOIS-CHICAGO	L, 65-78

12/2	CHATTANOOGA	L, 68-75
12/7	@ Kent State	L, 61-76
12/15	@ Western Kentucky	L, 43-63
12/18	JACKSONVILLE	W, 74-50
12/21	NORTHERN ILLINOIS	L, 65-72
12/29	SMS* (Valley-TV)	L, 48-76

1/4	@ Southern Illinois* (WMBD)	L, 65-74
1/7	@ Northern Iowa*	L, 64-66
1/11	#16 CREIGHTON*	L, 57-76
1/15	@ SMS* (WMBD)	L, 46-60
1/18	WICHITA STATE*	L, 66-69
1/20	@ #9 Creighton*	L, 82-95
1/25	@ Evansville*	L, 74-85
1/29	NORTHERN IOWA*	W, 76-71

2/1	BRADLEY* (WMBD)	W, 89-74
2/4	@ Wichita State*	L, 71-85
2/8	INDIANA STATE* (WMBD)	W, 60-52
2/12	@ Bradley* (WEEK)	L, 76-88
2/15	DRAKE*	L, 48-59
2/19	EVANSVILLE*	W, 65-61
2/22	@ Marshall (WYZZ/ESPN+)	Today

**'Bird Bit:** The Redbirds are 2-0 in Huntington, W. Va., but this is their first game in the Cam Henderson Center.

2/26	@ Drake*	7:05 p.m.
3/1	@ Indiana State* (WMBD)	1:05 p.m.
3/3	S. ILLINOIS* (Valley-TV)	6:05 p.m.
3/7-10	@ Missouri Valley Conference Tournament	

All times listed are CT  
Home games in CAPS  
\*=Missouri Valley Conference game

### ILLINOIS STATE MEDIA RELATIONS

**Basketball SID:** Todd Kober  
**Office Phone:** 309/438-3805  
**Fax:** 309/438-5634  
**Cell Phone:** 309/310-7112  
**Home Phone:** 309/454-3048  
**E-mail:** gtkober@ilstu.edu

[www.redbirds.org](http://www.redbirds.org)

**REDBIRD ARENA TICKET OFFICE**  
309/438-8000

# 24 GAME



## ILLINOIS STATE REDBIRDS (5-18)

AT



## MARSHALL THUNDERING HERD (11-11)

Saturday, February 22, 2003 • 1 p.m. CST  
Henderson Center (9,043) • Huntington, W. Va.

### THE GAME

#### The Probable Starters:

#### ILLINOIS STATE REDBIRDS (5-18, 4-11 VALLEY)

						ppg	rpg	apg
F 23	Baboucarr Bojang	6-9	205	Sr.-1L	Greenville, S.C.	7.6	5.2	0.3*
F 40	Casey Reid	6-7	205	Sr.-1L	Las Vegas, Nev.	3.3	1.1	0.5
C 5	Andy Strandmark	6-11	240	Sr.-3L	Geneseo, Ill.	4.4	4.9	0.7*
G 2	Gregg Alexander	6-4	195	So.-1L	Lincoln, Ill.	11.0	2.8	1.3
G 11	Vince Greene	5-9	160	So.-1L	Chicago, Ill.	12.1	2.7	4.7

#### MARSHALL THUNDERING HERD (11-11, 7-7 MAC)

F 0	Marvin Black	6-7	210	Jr.-TR	Cleveland, Ohio	12.0	8.2	1.2
C 55	Ardo Armpalu	6-10	260	Jr.-2L	Rapla, Estonia	9.0	3.7	0.7*
G 2	Monty Wright	6-4	205	Sr.-3L	Oak Hill, W. Va.	9.9	3.6	2.6
G 3	A.W. Hamilton	6-3	185	So.	Georgetown, Ky.	3.8	2.6	5.7
G 11	Ronald Blackshear	6-5	210	Jr.-1L	Camilla, Ga.	21.6	3.8	1.6

NOTE - (\*) indicates blocks per game.

**About The Game:** Illinois State has won four of its last seven, but is still looking for its first road victory versus 10 losses away from home. The Redbirds are coming off of a 65-61 home win over Evansville on Wednesday. Marshall has won two of its last seven and owns an 8-2 mark at home. The Thundering Herd have not been in action since a 69-49 loss at Miami on Feb. 15. The game is one of a series of nine that makes up ESPN's Bracket Buster Saturday. The Redbirds found their opponent for tonight's game on Feb. 2.

**Series History:** This is the fifth meeting between the two schools with Illinois State leading the series 4-0.

**Last Meeting:** Illinois State took the ball inside to Jeff Wilkins against Marshall and he responded with a career high 36 points in their 103-91 victory. Wilkins wasn't the only thing ISU had going for it as Billy Lewis finished with 22 points while Derrick Mayes scored 19 and Ron Jones had 13. The Redbirds were never able to pull away from the stubborn Thundering Herd as the game was tied four times in the first half.

**On the Air:** John Fitzgerald, play-by-play; Mike Matthews, color; Bruce Evans, sideline (home only) and Tim Fisher, studio host. Affiliates: WJBC (AM 1230/Bloomington), flagship; WZOE (AM 1490/Princeton); WFMB (AM 1450/Springfield). All Redbird broadcasts can be heard via Internet at either sports.yahoo.com or wjbc.com. WJBC also carries Richardson's weekly call-in show, which generally airs each Thursday from 6:07-7 pm, depending on the schedule.

**On the Tube:** Keith Morehouse, play-by-play; Mark Adams, color, will call the action for today's game. The broadcast will be aired on the ESPN Full Court package as well as Bloomington's WYZZ Fox 43. The satellite coordinates for the game are Galaxy 11, Transponder 12.

### THE COACHES

**Tom Richardson** (St. Xavier '77) is 53-61 in his fourth season at Illinois State. He is assisted by Chad Altadonna, Lance Irvin and Kirk Sarff. Richardson is 35-39 against Valley opponents, 18-22 vs. non-conference foes, 36-18 at home, 12-37 on the road and 5-6 on neutral floors.

**Greg White** (Marshall '82) is in his seventh season at Marshall. He owns a 112-80 record with the Thundering Herd and is 231-234 in his 17-year coaching career.



## TALE OF THE TAPE



W-L Record	5-18	11-11
ESPN/USA Today	UR	UR
AP Poll	UR	UR
Points Scored	64.6	75.4
Points Allowed	71.6	73.5
Scoring Margin	-7.0	+1.9
FG Percentage	43.4	47.8
Def. FG Percentage	48.9	44.4
3-pt. Percentage	42.4	38.3
Def. 3-pt. Percentage	41.3	32.6
FT Percentage	73.0	76.6
Offensive Rebounds	10.0	9.3
Total Rebounds	30.4	33.8
Rebounding Margin	-1.9	-0.6
Assists	11.3	14.9
Turnover Average	15.0	14.8
Turnover Margin	-0.7	-0.8
Steal Average	6.3	6.4
Block Average	2.6	3.4
Fouls	19.2	19.5

## WEEKLY MEDIA CONFERENCE

All start at 3 p.m. and are located in the temporary Redbird Arena press room off of the northwest ramp near the northeast loading dock.

- Tuesday, February 25
- Tuesday, March 4

## WHAT'S BACK

Here's a look at what Illinois State returns heading into the 2002-03 season by percentage in key statistical categories ...

Scoring	49.5%
Three-Point Field Goals	49.4%
Rebounding	63.2%
Assists	42.4%
Steals	56.5%
Blocks	55.2%
Minutes	51.6%

## VALLEY TELECONFERENCE

Teleconferences with The Valley men's basketball head coaches will be conducted each Tuesday, with the men's briefings beginning on a weekly basis in December. To participate in either conference briefing, call **913/981-5509**. The first men's teleconference begins at 10 a.m. CST on **Tuesday, December 3**. Head coach **Tom Richardson** will be available at 10:25 a.m. during the teleconference.

## About the Marshall Thundering Herd

- Marshall is located in Huntington, W. Va., and enrolls 16,000 students. The Thundering Herd are members of the Mid-American Conference.
- Ronald Blackshear, the Herd's leading scorer, has scored 30 or more points four times this season and 20 or more points 15 times.
- Blackshear ranks No. 25 nationally in scoring and is No. 11 with 3.6 treys per game.
- Last season at Akron, Blackshear hit is first 11 three-point attempts to tie the NCAA record.
- Six of Marshall's 10 losses have been by single digits with five of those by less than five points, including two that went into overtime.
- A.W. Hamilton leads the MAC in assists with 5.72 dishes per game. He also owns a 2.02 assist-to-turnover ratio.
- Marshall ranks No. 7 nationally in free throw percentage at 76.6 percent, led by Blackshear, who is No. 24 individually with a 88.1 clip.
- The Thundering Herd has played seven games on television this season and has lost each of them.
- Under Greg White, the Thundering Herd is 28-1 at home against non-conference opponents.
- Marshall has made at least one three-pointer in all 192 games of Greg White's tenure.
- Marshall was picked to finish fourth in the Mid-American Conference East Division by league media members.

## Who Ya Gonna Call?

If Ray Parker, Jr. wasn't asked to come up with a possible theme song for Bracket Buster Saturday, maybe the Illinois State fight song should be considered. After all, including today's game at Marshall, the Redbirds will have faced seven of the possible 17 teams involved in the event. In non-conference, the 'Birds hosted Illinois-Chicago and traveled to Kent State and Western Kentucky. They also played Creighton (twice), Northern Iowa (twice) and Southern Illinois in Missouri Valley Conference action. In total, the 'Birds are 1-7 against the Bracket Buster Saturday field.

## 16 Years to the Date

It was exactly 16 years ago today that Illinois State last played at Marshall. A lot has changed since then. After all, a first-class postage stamp was only 13¢ in 1977 and the average household income was \$13,572. Jimmy Carter was the President of the United States, while Marquette went on to defeat North Carolina 67-59, for the NCAA Basketball Championship. *Star Wars*, *Saturday Night Fever* and *Close Encounters of the Third Kind* were all showing in theaters, while the television series *Roots* was seen in 130 million homes. Assistant coach **Chad Altadonna** celebrated his fourth birthday later that year.

## On the Flipside

There won't be another 16-year gap between games. The Thundering Herd will travel to Normal, Ill., next season for the return game against ISU. That game is tentatively scheduled for Dec. 6, 2003. It will be the Herd's first-ever appearance in Redbird Arena and their first in Normal since Jan. 26, 1976.

## Big MAC Attack

Playing a league member of the Mid-American Conference is nothing new for Illinois State, especially since Marshall is the fourth MAC foe this season. Today's game will mark the 249<sup>th</sup> contest against a current affiliate of the MAC. The 'Birds have had their share of success against the MAC with a 151-97 record (.609). The only current member of the 13-team conference that the Redbirds have never faced is Toledo.

## The Road Has Ruled

The Bracket Buster Saturday game against Marshall starts a three-game road stand for the Redbirds. The biggest problem with that is that Illinois State has yet to post a win away from Redbird Arena this season. This is the latest into the season the 'Birds, since becoming a Division I program, have gone before getting their first taste of success on the road.

## Marshall Schedule

Date	Opponent	Time/Result
11/22	@ Niagara	W, 92-90
11/25	KENTUCKY STATE	W, 112-75
12/2	@ Rutgers	L, 56-75
12/7	@ Northern Illinois*	W, 75-57
12/14	RADFORD	W, 90-65
12/17	@ Morehead State	L, 100-101 (ot)
12/20	WESTERN CAROLINA	W, 83-68
12/28	@ Massachusetts	L, 58-81
1/4	WESTERN MICHIGAN*	W, 66-54
1/8	@ Buffalo*	W, 69-63
1/11	TOLEDO*	W, 79-58
1/14	CENTRAL MICHIGAN*	L, 78-81
1/18	@ Kent State*	L, 58-71
1/22	vs. West Virginia^	L, 61-65
1/25	BUFFALO*	W, 87-77
1/28	@ Ball State*	L, 75-96
2/1	OHIO*	L, 85-87 (2ot)
2/3	@ Eastern Michigan*	L, 81-90
2/5	@ Western Michigan*	L, 75-79
2/8	BOWLING GREEN*	W, 56-54
2/12	AKRON*	W, 74-58
2/15	@ Miami*	L, 49-69
2/22	ILLINOIS STATE#	TODAY
2/25	KENT STATE*	6:30 p.m.
2/1	@ Ohio*	12 p.m.
2/5	@ Akron*	6:30 p.m.
2/8	MIAMI*	6:30 p.m.
2/10-15	@ MAC Tournament	

All times listed are CST  
 \* Mid-American Conference Game  
 ^ Toyota Capital Classic (Charleston, W. Va.)  
 # ESPN's Bracket Buster Saturday



## A Way With Treys

The 2002-03 Redbirds have a way with shooting the three ball. Illinois State currently ranks No. 1 nationally among NCAA Division I teams in three-point field goal percentage, according to the latest NCAA statistics. The 'Birds are shooting 42.4 percent from behind the arc, averaging 6.5 made treys per game.

## The Cardshark

For the second time this season, **Trey Guidry** dealt Evansville a 20-point scoring performance. The Baton Rouge, La. native, trumped the Aces with 27 points at Evansville and clubbed them for 22 tallies Wednesday night. Combined, Guidry anteed 49 points on 14-for-33 (.424) shooting, including 9-of-21 (.429) on treys. He was also on suit from the free throw line – going 12-for-13 (.923).

## Andy's Second-to-Last Strand

Senior **Andy Strandmark's** effort against Evansville would have made General Custer proud. In his second-to-last game at Redbird Arena, Strandmark posted his first carer double-double. He grabbed a career-best 14 rebounds and added 11 points with a 7-for-10 effort from the free throw line. In his last seven games, Strandmark is averaging 4.8 points and seven rebounds.

## Greene With Envy

Sophomore **Vince Greene** can get a little jealous when the opponents have the ball, but the Chicago native is doing something about it – he's stealing it. At Evansville, Greene tallied a career-best seven steals against the Purple Aces, which tied the Illinois State record held by Victor Williams, Ron Jones and Bubbles Hawkins. Greene has 46 takeaways on the season and needs only two more to crack the Redbird top 10 for a single season. Of his steals, 34 have come against conference opponents.

## A Familiar List

CollegelInsider.com displays a list on the front of its home page that resembles Illinois State's schedule, the only problem is it's a poll of the top "mid-major" teams in the country. In all, the Redbirds have played 12 games against CollegelInsider's top 25, including Creighton (1), Southern Illinois (7), Kent State (10), Utah State (11), Central Michigan (13), Western Kentucky (16), Northern Illinois (19) and SMS (23).

## This Casey is Still Swinging

Not wanting to go down on a called third strike, senior **Casey Reid** expressed to the coaching staff that he could still contribute for this team prior to the 'Birds' game against UNI. Reid has been true to his word, in the last six games he is averaging 6.7 points and 1.8 rebounds per game – as opposed to his 1.4 points and 0.7 boards per contest over the first 16 games.

## It's Easy Being Greene

Kermit the Frog might not agree, but recently sophomore point guard **Vince Greene** has made it look easy. At Bradley, Greene poured in a career-high 29 points on 10-for-13 shooting. He collected 24 of his game-high tallies in the second half. It marked the highest individual point total by a Redbird since Tarise Bryson dropped 38 at Purdue in the first round of the 2001 National Invitation Tournament.

## A Trio of Double-Doubles

For only the second time since Illinois State became a Division I program, the Redbirds have three two-year players averaging double-digit points. **Vince Greene** (12.1), **Trey Guidry** (11.7) and **Gregg Alexander** (11.0) become the second group of Redbird sophomores to accomplish the feat, after **Ron Jones**, **Joe Galvin** and **Del Yarbrough** all did it in 1977-78.

## The Tao of Boo

For the explanation of **Baboucarr Bojang's** senior season, shot attempts seem to be the best philosophy. In the six games where Bojang has had 10 or more attempts, Bojang has finished with double-digits in five of them, including at Wichita State. Bojang posted a season-high 21 points on 8-for-10 shooting against the Shockers. It was his sixth double-digit performance of the season.

## 107 Straight Games With a Trey on the Board ...

ISU enters today's game with at least one made 3-pointer in 107 straight games. In fact, in the **Tom Richardson** era the 'Birds have only gone one game without a made trey on an 82-43 loss at Creighton on Dec. 12, 1999. With Richardson at the helm, the 'Birds have made four or more treys in 85 of 114 games.

## THE LAST TIME THEY MET

### Wilkins Powers ISU Past Marshall

**HUNTINGTON, W. Va.** – Illinois State University's basketball team took the ball inside here Tuesday night with positive results. The Redbirds, who have not been able to utilize the inside game of center Jeff Wilkins as much as they would like, let Wilkins roam the middle for a career high 36 points in their 103-91 victory over Marshall. The victory moved the Redbirds record to 20-6 on the season and matched the ISU record for most victories in a season since moving into the major college ranks seven years ago.

ISU can break the record with a win over Butler on Saturday at Horton Field House in the season finale at 7:30 p.m. "Wilkins had a great night," ISU coach Gene Smithson said. "They were jamming the middle and it gave us more movement inside." Wilkins wasn't the only thing ISU had going for it as three other Redbird starters scored in double figures. Billy Lewis finished with 22 points while Derrick Mayes scored 19 and Ron Jones had 13.

The Redbirds were never able to pull away from the stubborn Thundering Herd as the game was tied four times in the first half. Marshall's Greg Young hit a jump shot with 5 minutes, 1 second remaining in the half to put his team on top 31-29. However, ISU came storming back on two Lewis' jumpers and a Wilkins' tip-in to give the Redbirds the lead 36-33 with 3:56 left in the half.

Marshall was able to stay close to the Redbirds with torrid shooting over the ISU zone defense. The Thundering Herd managed to stay within three to seven points most of the second half until ISU opened up a nine-point lead with 1:55 left in the game. Smithson said he though his team was sluggish on defense but he credited Marshall with some good shooting from way out.

"It was unbelievable the number of 30-footers they made," he said. "Finally, we forced them far enough out that they missed some. We weren't moving as quickly or intensely as I like to see on defense. "I wasn't pleased with our defense but our board game was strong." ISU outrebounded the host team, 39-31, while racing to its fifth straight victory and eighth in the last nine games.

The Redbirds shot 53 percent from the field compared to Marshall's 55 percent.

**ILLINOIS STATE 103, Marshall 91**  
February 22, 1977 • Memorial Field House

ILLINOIS STATE	Min.	FG-A	FT-A	REB	A	PF	TP
Wilkins	38	14-23	8-8	14	2	2	36
Lewis	32	11-23	0-0	8	2	2	22
Jones	34	5-13	4-5	6	7	1	14
Mayes	40	9-12	1-1	4	3	1	19
Yarbrough	33	4-9	0-0	4	1	3	8
Ferina	9	1-1	2-2	2	0	0	4
Galvin	2	0-0	0-0	0	0	2	0
Widdel	12	0-2	0-0	1	0	3	0
<b>Totals</b>	<b>200</b>	<b>44-83</b>	<b>15-16</b>	<b>39</b>	<b>15</b>	<b>14</b>	<b>103</b>

**Team Pct.:** FG – .531; FT – .937  
**Turnovers:** 8 (Wilkins 2, Lewis 1, Jones 2, Yarbrough 2, Widdel 1)

Marshall	Min.	FG-A	FT-A	REB	A	PF	TP
Major	22	4-9	2-2	5	0	3	10
Miller	33	6-16	1-2	11	2	4	13
Marz	10	1-2	0-1	3	0	1	2
Young	38	14-19	0-1	5	1	2	28
Gibson	38	7-12	0-0	2	9	2	14
Hall	27	5-6	0-0	3	0	3	10
Novak	28	7-15	0-0	2	6	1	14
Burtis	4	0-1	0-0	0	0	2	0
<b>Totals</b>	<b>200</b>	<b>44-80</b>	<b>3-6</b>	<b>31</b>	<b>18</b>	<b>18</b>	<b>91</b>

**Team Pct.:** FG – .550; FT – .500  
**Turnovers:** 11 (Major 3, Young 2, Gibson 1, Hall 2, Novak 2, Burtis 1)

**Officials:** Cook, Halford  
**Attendance:** 2,638  
**Halftime Score:** ILLINOIS STATE 48, Marshall 43



## CHART CLIMBERS

### Season Steals

1. Todd Starks (1986-87) .....	61
9. Richard Thomas (1989-90) .....	48
Rickie Johnson (1984-85) .....	48
- Vince Greene (2002-03) .....	46

### Career 3-Point FG Leaders

1. Tarise Bryson (1999-02) .....	314
9. Kyle Cartmill (1996-99) .....	111
10. Gregg Alexander (2001-) .....	106

### Career Blocked Shots Leaders

1. LeRoy Watkins (1996-99) .....	143
6. Jarrod Coleman (1986-90) .....	74
7. Del Yarbrough (1976-80) .....	58
8. Andy Strandmark (1999-) .....	57
Dan Muller (1994-98) .....	57
Hank Comley (1980-84) .....	57

### Career Minutes Averaged Leader

1. Tarise Bryson (1998-02) .....	34.1
2. Dan Muller (1994-98) .....	32.6
3. Gregg Alexander (2001-) .....	31.9
4. Michael McKenny (1981-85) .....	31.8

## CAREER STARTS/GAMES

No.	Player	Illinois St.	
		GP	GS
1	Chris Burras	22	2
2	Gregg Alexander	54	52
3	Dana Ford	23	8
5	Andy Strandmark	109	29
10	Kevin Troc	22	1
11	Vince Greene	54	23
12	Rebert Harris	7	0
21	Marcus Arnold	23	17
23	Baboucarr Bojang	54	49
24	Trey Guidry	23	14
34	Kenneth Hill	5	0
40	Casey Reid	48	5
44	Brett Gillan	37	0

## 2002-03 VALLEY PRESEASON POLL

	1	2	3	4	5	6	7	8	9	10	Total
1. Creighton	25	5	-	-	-	-	-	-	-	-	290
2. S. Illinois	5	24	1	-	-	-	-	-	-	-	274
3. Wichita St.	-	-	9	15	2	3	1	-	-	-	208
4. Illinois State	-	1	11	7	7	1	3	-	-	-	205
5. Drake	-	-	8	3	9	4	3	1	2	-	178
6. Bradley	-	-	-	4	3	8	5	7	2	1	132
7. N. Iowa	-	-	-	-	3	9	8	5	3	2	118
8. SMS	-	-	1	1	3	2	8	11	4	-	116
9. Indiana St.	-	-	-	-	1	2	-	3	17	6	71
10. Evansville	-	-	-	-	1	1	2	3	2	21	53

## 2002-03 VALLEY STANDINGS

	MVC			OVERALL		
	W	L	PCT	W	L	PCT
1. Creighton	13	2	.867	23	3	.885
S. Illinois	13	2	.867	18	5	.783
3. Wichita State	10	4	.714	15	8	.652
SMS	10	4	.714	14	9	.609
5. Evansville	6	8	.429	10	13	.435
Bradley	6	8	.429	10	15	.400
7. Northern Iowa	5	10	.333	8	15	.348
8. Illinois State	4	11	.267	5	18	.217
9. Drake	3	11	.214	8	17	.320
10. Indiana State	2	12	.143	6	19	.240

\*Through games of Feb. 19

### Alexander Reaches Century Mark

With another trey against Evansville, **Gregg Alexander** now has 106 three-point field goals for his career. It took the sophomore from Lincoln, Ill., only 51 games to reach the 100 plateau on treys. He ranks No. 10 on the Illinois State record books and needs six more to move into the No. 9 spot.

### For Starters ...

Illinois State has gone back to shaken up the line-up – going with two variations in the last two games after going seven straight with the same starting lineup. In the first 13 games, the 'Birds sent 11 different quintet combos on the floor for the opening tip. For the season, ISU has had 13 various line-ups this season.

### Sending Out an S.O.S.

After being picked to finish fourth in the conference and sitting with a 5-18 overall record, the Redbirds are left feeling like they're stranded on a deserted island. However, for these castaways the cause, rather than the solution, can be found in an S.O.S. – Strength of Schedule. Illinois State's non-conference schedule ranked in the top 25 by both College RPI and the Saragin Rankings.

### Not Shying Away From the Competition

The Redbirds' non-conference schedule strength is well-documented. ISU posted a 1-7 against non-league foes. Combined, Illinois State's non-Valley opponents, that they have already faced, currently own a 128-60 (.681) record, with none having a losing record. Three schools are leading their respective conference races, while two are in second place and two are in third.

### The Road To Aberration

Playing with a sub-500 winning percentage is a rarity at Illinois State, especially this late in the season. At 5-18, the Redbirds are headed to only their fourth losing season in the 33 years of basketball at the Division I level at Illinois State.

### Greenbirds

Prior to this season, the 13 players currently on the Illinois State roster had combined for a total of 240 games played, or just 18.5 games per player, or roughly half of one season. Moreover, of the 13 now playing, 7 had never played in an ISU game prior to this season and 6 had never played in a college game.

### FT Five-Peat ?

The Redbirds are in line to accomplish the feat of shooting 70 percent or better from the charity stripe for a fifth-straight season. This year, the 'Birds are sinking 73 percent of their free throws, which is tied for fifth all-time. ISU has not had a stretch of five-straight seasons since it bettered 70% from 1975-1979.

### Caging a Tiger

On Jan. 15, the Redbirds added Missouri transfer **Najeeb Echols** to their roster. Echols, who will have to sit out a year to meet NCAA transfer rules, will be eligible for competition on Dec. 13, 2003. Echols played in 10 games for the Tigers this season, averaging 3.1 points and 2.8 rebounds per game. As a prep, Echols was ranked by most recruiting services among the nation's top 30 seniors.

### No Thanks, I'm Just Watching

**Neil Plank** transferred to ISU from Wisconsin, but cannot play for the 'Birds until the 2003-04 season. NCAA rules require that he sit out one season. In 27 games, Plank scored 25 points in 173 minutes for UW.

### The Addition of Size, Size and More Size

Illinois State added 241 inches and 670 pounds to the program next season with the inking of **Ronnie Carlwell** (6-10, 250, Maywood, Ill • Proviso East), **Greg Dilligard** (6-8, 215, LaBelle, Mo. • Highland) and **Michael Sams** (6-7, 205, Mt. Zion, Ill. • Mt. Zion) on the first day of the early signing period.

### Redbird Flashback

Since becoming an NCAA Division I program in 1970, the Redbirds have posted a 5-5 record when playing on February 22, with one of Illinois State's victory coming in 1975 and it is today's Redbird Flashback:

**Feb. 22, 1975 • Normal, Ill.** – Illinois State set a school record for most points in one half with 76 (second half). The Redbirds went on to defeat Lewis, 127-80. Billy Lewis led the charge for the Redbirds with 24 points, Jeff Wilkins added 21, Bubbles Hawkins 18, Rick Whitlow 16 and Roger Powell 12. Illinois State shot 65.6 percent from the field in the win.





THE LAST TIME IT HAPPENED

INDIVIDUAL

A player scored 40 points ... ILLINOIS ST. Tarise Bryson (41) at C. Michigan, 12-3-00
Opponent Anthony Roberts (48), Oral Roberts, 1-6-75
A player scored 30 points ... ILLINOIS ST. Tarise Bryson (38) at Purdue, 3-15-01
Opponent Jermaine Boyette (31), Weber St., 11-16-01
A player grabbed 20 rebounds ... ILLINOIS ST. Ron deVries (24) vs. Pacific, 1-19-74
Opponent Anthony Bonner (21), St. Louis, 2-6-90
A player grabbed 15 rebounds ... ILLINOIS ST. Baboucarr Bojang (15) vs. UNI, 1-30-02
Opponent Joshua Cross (17), S. Illinois, 2-12-00
A player had a double-double ... ILLINOIS ST. Andy Strandmark (11p, 14r) vs. Evansville, 2-19-03
Opponent Ian Hanavan (13p, 11r) vs. Evansville, 2-19-03
A player made five 3-pointers ... ILLINOIS ST. Gregg Alexander (5-9) vs. Bradley, 2-1-03
Opponent Phillip Gilbert (5-8) at Bradley, 2-12-03
A player made 10 free throws ... ILLINOIS ST. Shedrick Ford (11-13) vs. S. Illinois, 2-16-02
Opponent Terrance McGee (11-15) at SMS, 1-15-03
A player had 15 free throw attempts ... ILLINOIS ST. Tarise Bryson (12-15) at Purdue, 3-14-01
Opponent Terrance McGee (11-15) at SMS, 1-15-03
A player had 10 assists ... ILLINOIS ST. Vince Greene (11) vs. Jacksonville, 12-18-02
Opponent Patrick Sparks (10) at Western Kentucky, 12-15-02
A player had five steals ... ILLINOIS ST. Vince Greene (7) at Evansville, 1-25-03
Opponent Kellen Easley (5) at SMS, 1-15-03
A player blocked five shots ... ILLINOIS ST. LeRoy Watkins (5) vs. Alcorn State, 12-2-98
Opponent Caleb Halcomb (5) at Western Kentucky, 12-15-02

TEAM

A team scored 100 points ... ILLINOIS ST. vs. Southern Illinois (105), 1-10-98
Opponent vs. Oklahoma (112), 12-28-90
A team made 35 field goals ... ILLINOIS ST. at Southern Illinois (35-53), 2-28-98
Opponent vs. UT-San Antonio (35-65), 12-17-00
A team had 75 field goal attempts ... ILLINOIS ST. vs. Lewis (78), 12-2-92
Opponent vs. Akron (27-80), 11-20-98
A team shot 50 percent from the field ... ILLINOIS ST. at Bradley (.519, 27-52), 2-12-03
Opponent Drake (.512, 21-41), 2-15-03
A team made 10 3-point field goals ... ILLINOIS ST. vs. Bradley (10-24), 2-1-03
Opponent vs. Bradley (13-22), 2-1-03
A team had 25 3-point field goal attempts ... ILLINOIS ST. at Drake (8-27), 1-10-02
Opponent vs. Northern Iowa (10-26), 1-29-03
A team shot 50 percent on 3-pointers ... ILLINOIS ST. at Bradley (.571, 8-14), 2-12-03
Opponent vs. Bradley (.591, 13-22), 2-1-03
A team made 30 free throws ... ILLINOIS ST. vs. UT-San Antonio (34-42), 12-17-01
Opponent at Drake (37-52), 1-17-01
A team had 25 assists ... ILLINOIS ST. vs. Hofstra (25), 11-25-01
Opponent na
A team had 15 steals ... ILLINOIS ST. vs. Weber State (15), 11-16-01
Opponent at Creighton (18), 12-12-99
A team had blocked 10 shots ... ILLINOIS ST. 10 vs. Evansville, 1-17-79
Opponent na

BENCH SCORING (ISU-OPP)

Table with 2 columns: Team Name and Score. Lists bench scoring for various teams like Utah State, Illinois-Chicago, Chattanooga, etc., with a total score of 398-442.

2002-03 VALLEY RANKINGS

\*As of February 16

TEAM

Table with 3 columns: Statistic, Rank, and Value. Lists team statistics such as Scoring Offense, Scoring Defense, Free Throw Pct, etc.

INDIVIDUAL

Table with 3 columns: Player Name, Rank, and Value. Lists individual statistics for Vince Greene and Baboucarr Bojang, including Assists, Free Throw Percentage, Steals, 3-Point Field Goal Percentage, 3-Point FG Made, and Blocked Shots.

ILLINOIS STATE'S 2002-03 RECORD WHEN

Table with 2 columns: Record Description and Count. Lists various game scenarios like Overall, Missouri Valley Conference, Leading at the Half, etc., with corresponding counts.



## SUPERLATIVES

### STARTING LINEUPS – F, F, C, G, G (13):

- Alexander, Bojang, Strandmark, Greene, Guidry (0-1)  
(L) – Utah State
- Alexander, Arnold, Bojang, Troc, Greene (0-1)  
(L) – at Central Michigan
- Alexander, Arnold, Strandmark, Greene, Guidry (0-2)  
(L) – Illinois-Chicago, Chattanooga
- Alexander, Arnold, Bojang, Ford, Guidry (0-1)  
(L) – at Kent State
- Alexander, Bojang, Strandmark, Ford, Guidry (0-1)  
(L) – at Western Kentucky
- Alexander, Arnold, Strandmark, Ford, Greene (1-0)  
(W) – Jacksonville
- Alexander, Bojang, Strandmark, Ford, Greene (0-1)  
(L) – Northern Illinois
- Alexander, Arnold, Bojang, Greene, Guidry (3-5)  
(W) – Northern Iowa, Bradley, Indiana State  
(L) – SMS, at Creighton, at Evansville, at Wichita State, at Bradley
- Arnold, Bojang, Ford, Greene, Guidry (0-1)  
(L) – at Southern Illinois
- Alexander, Bojang, Arnold, Greene, Ford (0-3)  
(L) – at Northern Iowa, Creighton, at SMS
- Burras, Arnold, Bojang, Alexander, Greene (0-1)  
(L) – Wichita State
- Burras, Reid, Bojang, Alexander, Greene (0-1)  
(L) – Drake
- Bojang, Reid, Strandmark, Alexander, Greene (1-0)  
(L) – Evansville

### FIRST POINTS:

Greene 5, Alexander 5, Bojang 4, Arnold 3, Strandmark 2, Guidry 2, Ford 1, Troc 1

### DOUBLE-DIGIT SCORERS (64):

Greene 17, Alexander 14, Guidry 13, Arnold 10, Bojang 6, Strandmark 4, Troc 1, Reid 1, Burras 1

### DOUBLE-DIGIT REBOUNDING (4):

Strandmark 2, Bojang 1, Alexander 1

### LEADING SCORER:

Guidry 10, Greene 7, Alexander 5, Arnold 2, Bojang 1

### LEADING REBOUNDER:

Bojang 11, Strandmark 7, Alexander 3, Burras 3, Ford 2, Arnold 2

### DOUBLE-DOUBLES (5):

Bojang 1, Guidry 1, Greene 1, Alexander 1, Strandmark 1

### DUNKS (5):

Strandmark 2, Reid 1, Bojang 1, Troc 1

### FIRST SUBSTITUTION:

Strandmark 8, Bojang 3, Ford 3, Arnold 3, Troc 2, Reid 1, Greene 1, Alexander 1

### CHARGES DRAWN (29):

Alexander 6, Arnold 5, Burras 5, Troc 5, Bojang 3, Strandmark 2, Ford 2, Greene 1

### MOST MINUTES:

- 40, Vince Greene vs. Wichita State, 1-18-03
- 39, Baboucar Bojang at Kent State, 12-7-02
- 39, Vince Greene at Southern Illinois, 1-4-03
- 38, Vince Greene at Creighton, 1-20-03
- 38, Trey Guidry at Kent State, 12-7-02
- 38, Baboucar Bojang vs. Wichita State, 1-18-03
- 38, Trey Guidry at Evansville, 1-25-03
- 38, Vince Greene at Evansville, 1-25-03
- 38, Vince Greene vs. Indiana State, 2-8-03

## INDIVIDUAL GAME-BY-GAME (PTS-REB-ASTS)


Opponent	Alexander	Arnold	Bojang	Burras	Ford	Gillan
Utah State	6-1-0*	9-4-0	2-5-1*	0-2-0	0-1-0	DNP
at Central Michigan	18-2-0*	4-2-0*	4-0-2*	2-4-1	0-1-0	DNP
Illinois-Chicago	12-2-0*	11-6-2*	4-4-2	0-2-0	0-1-0	DNP
Chattanooga	2-2-2*	3-2-0*	15-10-1	2-3-0	6-2-1	DNP
at Kent State	13-1-0*	6-1-0*	14-6-0*	0-0-0	6-5-1*	DNP
at Western Kentucky	18-2-3*	4-5-0	3-3-0	0-0-0	2-0-0*	0-0-0
Jacksonville	15-5-1*	5-2-0*	8-8-1	6-2-1	2-5-1*	0-0-0
Northern Illinois	4-0-2*	9-5-1	2-5-0*	2-6-0	4-2-0*	0-0-0
SMS	0-0-0*	14-3-0*	9-1-0*	2-4-1	0-3-1	0-0-0
at Southern Illinois	18-3-1	15-4-0*	12-7-1*	DNP	2-8-2*	DNP
at Northern Iowa	12-5-2*	19-3-2*	8-5-0*	0-1-0	9-5-3*	DNP
#16 Creighton	13-2-0*	13-6-0*	9-3-1*	3-1-0	2-2-0*	DNP
at SMS	5-5-0*	4-1-0*	4-8-0*	0-1-1	0-0-0*	DNP
Wichita State	11-2-4*	10-6-3*	12-9-1*	0-2-1*	4-4-1	DNP
at Creighton	9-3-0*	12-1-0*	18-6-1*	9-4-1	0-5-3	DNP
at Evansville	8-0-4*	11-4-0*	9-7-0*	2-1-0	0-1-0	DNP
Northern Iowa	17-7-1*	11-2-0*	4-6-1*	0-2-0	2-2-1	DNP
Bradley	21-10-0*	10-3-0*	0-1-0*	0-0-0	2-2-0	0-0-0
at Wichita State	12-3-3*	2-2-0*	21-5-0*	0-0-1	0-0-0	0-1-0
Indiana State	10-2-1*	6-5-0*	7-3-1*	10-5-0	0-4-0	DNP
at Bradley	15-5-4*	4-2-1*	2-7-0*	1-3-0	2-6-0	0-0-0
Drake	8-1-3*	5-5-0	4-3-0*	4-5-1*	0-1-0	DNP
Evansville	5-1-0*	0-0-0	4-7-0*	6-5-0	5-2-0	DNP
at Marshall						
at Drake						
at Indiana State						
Southern Illinois						

Opponent	Greene	Guidry	Harris	Hill	Reid	Strandmark	Troc
Utah State	10-3-3*	20-2-1*	DNP	DNP	2-1-1	2-2-1*	2-4-5
at Central Michigan	13-2-5*	7-2-0	DNP	DNP	8-0-0	11-7-1	2-4-1*
Illinois-Chicago	14-3-6*	14-0-3*	DNP	DNP	0-0-0	10-8-1*	0-1-0
Chattanooga	0-0-8*	26-1-0*	DNP	DNP	0-0-0	11-5-0*	3-0-2
at Kent State	3-1-3	15-4-11*	DNP	DNP	0-0-0	4-4-1	0-0-0
at Western Kentucky	6-4-3	5-4-1*	0-0-0	2-1-0	0-0-1	2-9-1*	1-2-0
Jacksonville	17-5-11*	3-2-2	0-0-0	0-1-0	2-3-0	8-2-1*	8-2-2
Northern Illinois	16-1-1*	19-2-1	DNP	DNP	DNP	5-6-0*	4-0-1
SMS	14-3-0*	3-1-0*	2-0-0	0-0-0	0-0-0	4-3-0	0-1-0
at Southern Illinois	7-1-4*	11-1-4*	DNP	DNP	DNP	0-1-0	0-0-0
at Northern Iowa	2-3-3*	0-2-0	DNP	DNP	DNP	7-4-0	7-3-1
#16 Creighton	17-3-7*	0-1-1	DNP	DNP	DNP	0-5-1	0-0-0
at SMS	13-7-1*	16-1-2	2-0-1	DNP	2-3-0	0-0-0	DNP
Wichita State	14-3-3*	15-1-0	DNP	DNP	DNP	0-2-0	0-2-0
at Creighton	13-3-8*	21-1-0*	0-1-0	DNP	0-0-1	0-0-0	0-0-0
at Evansville	14-6-4*	27-2-3*	DNP	DNP	DNP	3-5-0	0-0-0
Northern Iowa	14-4-4*	10-6-0*	DNP	DNP	2-1-0	6-5-0	10-1-1
Bradley	15-3-7*	13-1-3*	0-0-0	0-0-0	13-6-3	7-8-1	8-5-2
at Wichita State	12-3-3*	8-0-2*	0-0-0	2-0-0	6-0-1	0-5-1	8-2-0
Indiana State	14-2-5*	3-0-1*	DNP	DNP	4-0-0	6-11-2	0-2-0
at Bradley	29-3-7*	8-0-0*	DNP	DNP	8-0-0	2-2-0	5-1-2
Drake	14-3-3*	2-1-0	DNP	DNP	5-4-1*	2-4-0	4-1-0
Evansville	8-0-8*	22-0-1	DNP	DNP	4-1-1*	11-14-0*	0-0-3
at Marshall							
at Drake							
at Indiana State							
Southern Illinois							



In remembrance of former Illinois State director of athletics and coach Milt Weisbecker, who passed away in 2002, the Redbird men's basketball team will be wearing patches on its uniforms this season.





# 2 • Gregg Alexander

Sophomore • 6-4 • 195 • Guard/Forward • Lincoln, Ill. (Lincoln)



## UPDATED PLAYER NOTES

- Has gone two-straight games with single digit points.
- Played only 16 minutes against Evansville, the shortest stint of his career.
- Named Missouri Valley Conference Player of the Week on February 3.
- Has made four or more threes in a game, seven times in his career.
- Has only missed one free throw attempt all season.
- Posted his first career double-double with a career-best 10 rebounds and a season-high 21 points against Bradley.
- Tossed in 17 points in the victory over Northern Iowa.
- For the third time this season, scored 18 points at Southern Illinois after not getting the starting nod for the first time this season.
- Has scored double-figures in 14 of 23 games.
- Posted a game-high 18 points at Central Michigan on 4-for-6 shooting on treys.
- Seven points and three boards against EA Sports.
- Had eight points, four steals and three rebounds in exhibition against SIU-Edwardsville. Shot 3-for-6 from the field, including 2-of-3 from 3-point range.
- Posted three points in the Red-White scrimmage.

## 2002-03 GAME-BY-GAME STATISTICS

• Opponent	M	FG-A	3FG-A	FT-A	R	PF	A	TO	BLK	S	TP
• Utah State	27	2-6	2-5	0-0	1	3	0	2	0	2	6
• at Central Michigan	33	7-11	4-6	0-0	2	3	0	2	0	1	18
• Illinois-Chicago	29	4-9	4-8	0-0	2	0	0	5	0	0	12
• Chattanooga	27	1-7	0-2	0-0	2	3	2	0	0	0	2
• at Kent State	31	4-7	3-4	2-2	1	1	0	4	0	1	13
• at Western Kentucky	33	7-14	2-6	2-2	2	1	3	2	0	1	18
• Jacksonville	32	5-7	3-4	2-2	5	0	1	0	0	2	15
• Northern Illinois	35	1-10	0-6	2-2	0	5	2	1	1	0	4
• SMS*	22	0-3	0-1	0-0	0	1	0	1	0	0	0
• at Southern Illinois*	26	7-16	2-8	2-2	3	4	1	1	0	0	18
• at Northern Iowa*	36	3-8	2-3	4-4	5	0	2	2	0	3	12
• Creighton*	35	4-9	2-5	3-3	2	2	0	4	0	1	13
• at SMS*	37	1-10	0-4	3-4	5	2	0	2	0	3	5
• Wichita State*	36	4-11	1-6	2-2	2	1	4	0	0	1	11
• at Creighton*	30	2-5	2-3	3-3	3	0	0	4	0	2	9
• at Evansville*	32	3-9	2-5	0-0	0	4	4	3	0	1	8
• Northern Iowa*	31	6-9	3-3	2-2	7	1	1	1	0	1	17
• Bradley*	32	8-16	5-9	0-0	10	2	0	4	1	2	21
• at Wichita State*	36	3-9	3-7	3-3	3	0	3	2	1	1	12
• Indiana State*	32	4-9	2-5	0-0	2	3	1	2	1	2	10
• at Bradley*	37	5-12	3-7	2-2	5	5	4	1	0	0	15
• Drake*	33	3-6	2-4	0-0	1	2	3	2	0	3	8
• Evansville*	16	2-6	1-3	0-0	1	1	0	3	0	3	5
• at Marshall											
• at Drake*											
• at Indiana State*											
• Southern Illinois*											

\* Missouri Valley Conference game

## ALEXANDER'S CAREER HIGHS

Points .....	24 vs. Hofstra, 11-25-01
Rebounds .....	10 vs. Bradley, 2-1-03
Assists .....	4, four times
Steals .....	4 at Chattanooga, 12-15-01
Blocks .....	1, four times
Minutes .....	42 vs. Hofstra, 11-25-01

## ALEXANDER'S SEASON HIGHS

Points .....	21 vs. Bradley, 2-1-03
Rebounds .....	10 vs. Bradley, 2-1-03
Assists .....	4, twice
Steals .....	3, four times
Blocks .....	1, four times
Minutes .....	37 at SMS, 1-15-03


## ALEXANDER'S CAREER STATISTICS

YEAR	G-GS	MIN	FG-FGA	PCT	3FG-FGA	PCT	FT-FTA	PCT	O-D	REB	AVG	AST	TO	BLK	STL	TP	AVG
01-02	31-30	1004	112-254	.441	58-148	.392	28-37	.757	22-78	100	3.2	64	37	0	40	310	10.0
02-03	23-22	718	86-209	.411	48-114	.421	32-33	.970	15-49	64	2.8	31	48	4	30	252	11.0
<b>Total</b>	<b>54-52</b>	<b>1722</b>	<b>198-463</b>	<b>.428</b>	<b>106-262</b>	<b>.405</b>	<b>60-70</b>	<b>.857</b>	<b>37-127</b>	<b>164</b>	<b>3.0</b>	<b>95</b>	<b>85</b>	<b>4</b>	<b>70</b>	<b>562</b>	<b>10.4</b>

## ALEXANDER'S MISSOURI VALLEY CONFERENCE STATISTICS

YEAR	G-GS	MIN	FG-FGA	PCT	3FG-FGA	PCT	FT-FTA	PCT	O-D	REB	AVG	AST	TO	BLK	STL	TP	AVG
01-02	18-17	602	68-152	.447	37-88	.420	14-18	.778	11-46	57	3.2	33	29	0	21	187	10.4
02-03	15-14	471	55-138	.399	30-73	.411	24-25	.960	12-37	49	3.3	23	32	3	23	164	10.9
<b>Total</b>	<b>33-31</b>	<b>1073</b>	<b>123-290</b>	<b>.424</b>	<b>67-161</b>	<b>.416</b>	<b>38-43</b>	<b>.884</b>	<b>23-83</b>	<b>106</b>	<b>3.2</b>	<b>56</b>	<b>61</b>	<b>3</b>	<b>44</b>	<b>351</b>	<b>10.6</b>





# 21 • Marcus Arnold



Freshman • 6-8 • 225 • Forward • Chicago, Ill. (Morgan Park)

### UPDATED PLAYER NOTES

- Only logged four minutes against Evansville and was held scoreless for the first time in his career.
- Scored double digits in nine of 10 games, but has gone five straight in single digits.
- Converted 6 of his last 20 field goal attempts (.300).
- Has not started the last two games after 13 straight starts.
- Scored nine points in his collegiate debut against Utah State.
- In 15 minutes, recorded four points and two boards against EA Sports.
- Saw 19 minutes of action in the first exhibition against SIU-Edwardsville. Finished with six points on 3-for-5 shooting with one rebound and a block.
- Dumped in six points in the Red-White scrimmage.

### 2002-03 GAME-BY-GAME STATISTICS

Opponent	M	FG-A	3FG-A	FT-A	R	PF	A	TO	BLK	S	TP
Utah State	20	4-7	0-0	1-4	4	1	0	1	0	0	9
at Central Michigan	22	2-4	0-0	0-0	2	3	0	1	0	0	4
Illinois-Chicago	25	4-7	0-0	3-4	6	4	2	1	4	0	11
Chattanooga	11	1-1	0-0	1-2	2	3	0	1	1	0	3
at Kent State	22	3-5	0-0	0-0	1	3	0	1	0	0	6
at Western Kentucky	15	2-3	0-0	0-0	5	4	0	1	1	0	4
Jacksonville	18	2-8	0-0	1-1	2	3	0	0	1	0	5
Northern Illinois	22	4-7	0-0	1-3	5	3	1	2	1	0	9
SMS*	23	4-6	0-0	6-9	3	4	0	1	0	0	14
at Southern Illinois*	36	7-11	0-0	1-1	4	5	0	1	1	0	15
at Northern Iowa*	31	9-18	0-0	1-2	3	2	2	0	0	0	19
Creighton*	30	5-11	0-0	3-3	6	4	0	1	0	0	13
at SMS*	17	1-2	0-0	2-2	1	5	0	1	1	0	4
Wichita State*	30	3-11	0-0	4-5	6	2	3	3	2	0	10
at Creighton*	23	5-9	0-0	2-2	1	5	0	1	0	0	12
at Evansville*	26	5-10	0-0	1-3	4	5	0	2	0	2	11
Northern Iowa*	23	4-8	0-0	3-5	2	0	0	0	0	0	11
Bradley*	18	3-5	0-0	4-4	3	2	0	0	1	0	10
at Wichita State*	8	1-6	0-0	0-0	2	1	0	0	0	0	2
Indiana State*	20	2-3	0-0	2-2	5	0	0	4	2	0	6
at Bradley*	17	1-4	0-0	2-2	2	1	1	0	1	0	4
Drake*	17	2-5	0-0	1-3	5	1	0	0	0	0	5
Evansville*	4	0-2	0-0	0-0	0	2	0	1	0	0	0
at Marshall											
at Drake*											
at Indiana State*											
Southern Illinois*											

\* Missouri Valley Conference game

### ARNOLD'S CAREER HIGHS

Points	19 at Northern Iowa, 1-7-03
Rebounds	6, three times
Assists	3 vs. Wichita State, 1-18-03
Steals	2 at Evansville, 1-25-03
Blocks	4 vs. Illinois-Chicago, 11-30-02
Minutes	36 at Southern Illinois, 1-4-03

### ARNOLD'S SEASON HIGHS

Points	19 at Northern Iowa, 1-7-03
Rebounds	6, three times
Assists	3 vs. Wichita State, 1-18-03
Steals	2 at Evansville, 1-25-03
Blocks	4 vs. Illinois-Chicago, 11-30-02
Minutes	36 at Southern Illinois, 1-4-03

### ARNOLD'S CAREER STATISTICS

YEAR	G-GS	MIN	FG-FGA	PCT	3FG-FGA	PCT	FT-FTA	PCT	O-D	REB	AVG	AST	TO	BLK	STL	TP	AVG
02-03	23-18	478	74-153	.484	0-0	.000	39-57	.684	31-43	74	3.2	9	23	16	2	187	8.1

### ARNOLD'S MISSOURI VALLEY CONFERENCE STATISTICS

YEAR	G-GS	MIN	FG-FGA	PCT	3FG-FGA	PCT	FT-FTA	PCT	O-D	REB	AVG	AST	TO	BLK	STL	TP	AVG
02-03	15-13	323	52-111	.468	0-0	.000	32-43	.744	19-28	47	3.1	6	15	8	2	136	9.1



# 23 • Baboucarr Bojang



Senior • 6-9 • 205 • Forward • Greenville, S.C. (Wade Hampton/SMS-West Plains)

## UPDATED PLAYER NOTES

- Has made 4 of his last 18 shots (.222).
- This season, has only gotten to the free throw line exactly half as many times as he did last season.
- Had his best all-around game of the season with 21 points on 8-for-10 shooting at Wichita State.
- Has had single-digit scoring in seven of the last eight games.
- Had 18 points at Creighton.
- One rebound shy of his second double-double of the season against Wichita State.
- Had his first double-double of the season with 15 points and 10 rebounds against Chattanooga.
- Posted his first career game without a rebound at Central Michigan and his first without a field goal against Illinois-Chicago.
- Tallied a double-double against EA Sports with 15 points and 10 rebounds.
- Finished with 14 points on 6-for-8 shooting along with six boards against SIU-Edwardsville.
- Named to the Preseason All-Missouri Valley Conference Team.
- Posted nine points in the Red-White game.

## 2002-03 GAME-BY-GAME STATISTICS

Opponent	M	FG-A	3FG-A	FT-A	R	PF	A	TO	BLK	S	TP
Utah State	29	1-4	0-0	0-2	5	3	1	2	0	0	2
at Central Michigan	21	2-5	0-0	0-0	0	5	2	1	0	0	4
Illinois-Chicago	27	0-6	0-0	4-5	4	3	2	3	1	1	4
Chattanooga	30	4-10	0-0	7-8	10	1	1	3	1	0	15
at Kent State	39	6-15	0-0	2-2	6	4	0	2	0	1	14
at Western Kentucky	17	1-4	0-0	1-2	3	2	0	0	1	1	3
Jacksonville	29	3-8	0-0	2-2	8	3	1	2	1	2	8
Northern Illinois	14	0-0	0-0	2-4	5	5	0	3	1	0	2
SMS*	25	2-4	0-0	5-6	1	0	0	3	2	2	9
at Southern Illinois*	32	3-6	0-0	6-8	7	4	1	2	0	0	12
at Northern Iowa*	27	4-6	0-0	0-0	5	5	0	1	0	1	8
Creighton*	27	4-10	0-0	1-1	3	2	1	1	1	1	9
at SMS*	28	1-2	0-0	2-4	8	5	0	3	0	0	4
Wichita State*	38	6-12	0-0	0-0	9	4	1	3	0	2	12
at Creighton*	29	8-12	0-0	2-2	6	3	1	1	0	0	18
at Evansville*	34	3-8	0-0	3-4	7	4	0	1	0	1	9
Northern Iowa*	32	1-7	0-0	2-2	6	1	1	3	0	1	4
Bradley*	7	0-2	0-0	0-0	1	0	0	1	0	0	0
at Wichita State*	35	8-10	0-0	5-6	5	4	0	1	0	0	21
Indiana State*	25	2-3	0-0	3-4	3	2	1	2	0	0	7
at Bradley*	18	1-5	0-0	0-0	7	2	0	1	0	0	2
Drake*	27	1-5	0-0	2-2	3	3	0	1	0	2	4
Evansville*	31	2-8	0-0	0-0	7	3	0	0	0	1	4
at Marshall											
at Drake*											
at Indiana State*											
Southern Illinois*											

\* Missouri Valley Conference game

## BOJANG'S CAREER HIGHS

Points	26 at Chattanooga, 12-15-01
Rebounds	15 vs. Northern Iowa, 1-30-02
Assists	4 vs. Evansville, 2-13-02
Steals	4, twice
Blocks	4 vs. Northern Iowa, 1-30-02
Minutes	39, twice

## BOJANG'S SEASON HIGHS


Points	21 at Wichita State, 2-4-03
Rebounds	10 vs. Chattanooga, 12-2-02
Assists	2, twice
Steals	2, three times
Blocks	2 vs. SMS, 12-29-02
Minutes	39 at Kent State, 12-7-02

## BOJANG'S CAREER STATISTICS

YEAR	G-GS	MIN	FG-FGA	PCT	3FG-FGA	PCT	FT-FTA	PCT	O-D	REB	AVG	AST	TO	BLK	STL	TP	AVG
01-02	31-29	971	158-339	.466	0-0	.000	93-128	.727	75-162	237	7.6	29	74	9	30	409	13.2
02-03	23-20	621	63-152	.414	0-0	.000	49-64	.766	47-72	119	5.2	13	40	8	16	175	7.6
<b>Total</b>	<b>54-49</b>	<b>1592</b>	<b>221-491</b>	<b>.450</b>	<b>0-0</b>	<b>.000</b>	<b>142-192</b>	<b>.740</b>	<b>122-234</b>	<b>356</b>	<b>6.6</b>	<b>42</b>	<b>114</b>	<b>17</b>	<b>46</b>	<b>584</b>	<b>10.8</b>

## BOJANG'S MISSOURI VALLEY CONFERENCE STATISTICS

YEAR	G-GS	MIN	FG-FGA	PCT	3FG-FGA	PCT	FT-FTA	PCT	O-D	REB	AVG	AST	TO	BLK	STL	TP	AVG
01-02	18-16	566	85-193	.440	0-0	.000	55-70	.786	40-101	141	7.8	21	46	8	15	225	12.5
02-03	15-15	415	46-100	.460	0-0	.000	31-39	.795	34-44	78	5.2	6	24	3	11	123	8.2
<b>Total</b>	<b>33-31</b>	<b>981</b>	<b>131-293</b>	<b>.447</b>	<b>0-0</b>	<b>.000</b>	<b>86-109</b>	<b>.789</b>	<b>74-145</b>	<b>219</b>	<b>6.6</b>	<b>27</b>	<b>70</b>	<b>11</b>	<b>26</b>	<b>348</b>	<b>10.5</b>



# 1 • Chris Burras

Freshman • 6-5 • 210 • Forward • Chicago, Ill. (Leo)



## 2002-03 GAME-BY-GAME STATISTICS

Opponent	M	FG-A	3FG-A	FT-A	R	PF	A	TO	BLK	S	TP
Utah State	6	0-1	0-0	0-0	2	1	0	0	0	0	0
at Central Michigan	9	1-3	0-0	0-0	4	3	1	2	0	1	2
Illinois-Chicago	6	0-1	0-0	0-0	2	0	1	0	0	0	0
Chattanooga	13	1-7	0-0	0-0	3	2	0	1	0	0	2
at Kent State	1	0-0	0-0	0-0	0	0	0	0	0	0	0
at Western Kentucky	13	0-4	0-0	0-0	0	2	0	2	0	0	0
Jacksonville	9	3-4	0-0	0-0	2	1	1	0	0	1	6
Northern Illinois	15	1-1	0-0	0-0	6	3	0	0	0	2	2
SMS*	21	0-1	0-0	2-6	4	2	1	1	0	0	2
at Southern Illinois*											
at Northern Iowa*	4	0-1	0-1	0-0	1	1	0	0	0	0	0
Creighton*	8	1-3	1-1	0-0	1	3	0	2	0	0	3
at SMS*	18	0-4	0-0	0-0	1	3	1	3	1	1	0
Wichita State*	7	0-0	0-0	0-0	2	0	1	0	0	0	0
at Creighton*	14	1-5	0-0	7-8	4	4	1	1	0	2	9
at Evansville*	8	1-1	0-0	0-0	1	2	0	0	0	0	2
Northern Iowa*	6	0-1	0-0	0-2	2	0	0	0	0	0	0
Bradley*	1	0-0	0-0	0-0	0	0	0	0	0	0	0
at Wichita State*	8	0-4	0-0	0-0	0	1	1	0	1	0	0
Indiana State*	14	5-8	0-0	0-1	5	1	0	1	0	0	10
at Bradley*	5	0-1	0-0	1-2	3	0	0	0	0	0	1
Drake*	20	1-6	0-0	2-4	5	2	1	1	0	0	4
Evansville*	11	3-6	0-0	0-0	5	2	0	0	0	0	6
at Marshall											
at Drake*											
at Indiana State*											
Southern Illinois*											

Did Not Play

\* Missouri Valley Conference game

## UPDATED PLAYER NOTES

- Has grabbed four or more rebounds in seven games this season.
- Averaging 5.3 points over his last four games.
- Has his second career start with four points and five rebounds against Drake.
- Had a career-high 10 points against Indiana State on 5-for-8 shooting. Also added five rebounds.
- Scored nine points at Creighton that included a 7-for-8 effort from the foul line.
- Got his first career start against Wichita State, but only logged seven minutes and didn't score.
- Hit his first career three-pointer against Creighton.
- Posted a career-best six rebounds against Northern Illinois.
- Collected two points and four boards at Central Michigan in nine minutes.
- Posted five points and five rebounds against EA Sports.
- Scored 10 points in the Red-White scrimmage.
- Came off the bench to score 12 points in the 'Birds exhibition win over SIU-Edwardsville. Added two steals and two assists in 20 minutes.

## BURRAS' CAREER HIGHS

Points	10 vs. Indiana State, 2-8-03
Rebounds	6 vs. Northern Illinois, 12-21-02
Assists	1, five times
Steals	2, twice
Blocks	1 at SMS, 1-15-03
Minutes	21 vs. SMS, 12-29-02

## BURRAS' SEASON HIGHS


Points	10 vs. Indiana State, 2-8-03
Rebounds	6 vs. Northern Illinois, 12-21-02
Assists	1, five times
Steals	2, twice
Blocks	1 at SMS, 1-15-03
Minutes	21 vs. SMS, 12-29-02

## BURRAS' CAREER STATISTICS

YEAR	G-GS	MIN	FG-FGA	PCT	3FG-FGA	PCT	FT-FTA	PCT	O-D	REB	AVG	AST	TO	BLK	STL	TP	AVG
02-03	22-2	217	18-62	.290	1-2	.500	12-23	.522	21-32	53	2.4	8	15	2	7	49	2.2

## BURRAS' MISSOURI VALLEY CONFERENCE STATISTICS

YEAR	G-GS	MIN	FG-FGA	PCT	3FG-FGA	PCT	FT-FTA	PCT	O-D	REB	AVG	AST	TO	BLK	STL	TP	AVG
02-03	14-2	145	12-41	.293	1-2	.500	12-23	.522	12-22	34	3.4	6	9	2	3	37	2.6



# 3• Dana Ford

Freshman • 6-4 • 185 • Guard • Tamms, Ill. (Egyptian)



## 2002-03 GAME-BY-GAME STATISTICS

Opponent	M	FG-A	3FG-A	FT-A	R	PF	A	TO	BLK	S	TP
Utah State	4	0-0	0-0	0-0	1	0	0	1	0	0	0
at Central Michigan	1	0-0	0-0	0-0	1	1	0	0	0	0	0
Illinois-Chicago	8	0-1	0-0	0-0	1	1	0	0	0	0	0
Chattanooga	17	3-4	0-0	0-1	2	2	1	1	2	2	6
at Kent State	30	3-5	0-0	0-0	5	1	1	1	0	0	6
at Western Kentucky	22	1-3	0-1	0-0	0	0	0	1	0	1	2
Jacksonville	18	1-4	0-0	0-2	5	0	1	1	0	0	2
Northern Illinois	13	2-4	0-0	0-0	2	1	0	2	0	1	4
SMS*	19	0-5	0-0	0-0	3	2	1	0	0	0	0
at Southern Illinois*	31	1-3	0-0	0-0	8	2	2	0	0	3	2
at Northern Iowa*	31	4-5	1-1	0-0	5	3	3	2	1	1	9
Creighton*	22	1-5	0-0	0-0	2	3	0	4	0	0	2
at SMS*	6	0-0	0-0	0-0	0	0	0	3	0	0	0
Wichita State*	19	2-3	0-0	0-0	4	4	1	1	0	1	4
at Creighton*	18	0-3	0-0	0-0	5	3	3	2	0	0	0
at Evansville*	10	0-1	0-0	0-0	1	2	0	1	2	1	0
Northern Iowa*	8	1-2	0-0	0-2	2	1	1	2	0	1	8
Bradley*	13	1-1	0-0	0-0	2	4	0	1	0	0	2
at Wichita State*	3	0-2	0-0	0-0	0	0	0	0	0	0	0
Indiana State*	7	0-0	0-0	0-0	4	0	0	2	0	0	0
at Bradley*	18	1-2	0-0	0-0	6	4	0	1	0	0	2
Drake*	6	0-0	0-0	0-1	1	0	0	0	0	0	0
Evansville*	10	2-3	0-0	1-3	2	1	0	1	0	1	5
at Marshall											
at Drake*											
at Indiana State*											
Southern Illinois*											

\* Missouri Valley Conference game

## UPDATED PLAYER NOTES

- Tossed in five points against Evansville, his highest point total in five games.
- Has logged a total of 44 minutes in the last five games.
- Has grabbed four or more rebounds in eight games this season.
- Scored a career-high nine points on 4-for-5 shooting at Northern Iowa.
- Saw eight minutes of action against EA Sports without a point. Added one board, one assist and one steal.
- Started at guard in the exhibition game against SIU-Edwardsville and finished with four points, six rebounds and five assists.
- Tossed in six points in the annual Red-White game.

## FORD'S CAREER HIGHS

Points	9 at Northern Iowa, 1-7-03
Rebounds	8 at Southern Illinois, 1-4-03
Assists	3, twice
Steals	3 at Southern Illinois, 1-4-03
Blocks	2, twice
Minutes	31, twice

## FORD'S SEASON HIGHS

Points	9 at Northern Iowa, 1-7-03
Rebounds	8 at Southern Illinois, 1-4-03
Assists	3, twice
Steals	3 at Southern Illinois, 1-4-03
Blocks	2, twice
Minutes	31, twice


## FORD'S CAREER STATISTICS

YEAR	G-GS	MIN	FG-FGA	PCT	3FG-FGA	PCT	FT-FTA	PCT	O-D	REB	AVG	AST	TO	BLK	STL	TP	AVG
02-03	23-8	334	23-56	.411	1-2	.500	1-9	.111	21-41	62	2.7	14	27	5	12	48	2.1

## FORD'S MISSOURI VALLEY CONFERENCE STATISTICS

YEAR	G-GS	MIN	FG-FGA	PCT	3FG-FGA	PCT	FT-FTA	PCT	O-D	REB	AVG	AST	TO	BLK	STL	TP	AVG
02-03	15-4	221	13-35	.371	1-1	1.000	1-6	.167	14-31	45	3.0	11	20	3	8	28	1.9





# 44 • Brett Gillan



Senior • 6-4 • 190 • Guard/Forward • Normal, Ill. (Normal Community)

### 2002-03 GAME-BY-GAME STATISTICS

Opponent	M	FG-A	3FG-A	FT-A	R	PF	A	TO	BLK	S	TP
Utah State											
at Central Michigan											
Illinois-Chicago											
Chattanooga											
at Kent State											
at Western Kentucky	2	0-0	0-0	0-0	0	0	0	1	0	1	0
Jacksonville	0+	0-0	0-0	0-0	0	0	0	0	0	0	0
Northern Illinois	0+	0-0	0-0	0-0	0	0	0	1	0	0	0
SMS*	3	0-0	0-0	0-0	0	0	0	0	0	0	0
at Southern Illinois*											
at Northern Iowa*											
Creighton*											
at SMS*											
Wichita State*											
at Creighton*											
at Evansville*											
Northern Iowa*											
Bradley*	1	0-0	0-0	0-0	0	0	0	0	0	0	0
at Wichita State*	1	0-0	0-0	0-0	1	0	0	0	0	0	0
Indiana State*											
at Bradley*	1	0-0	0-0	0-0	0	0	0	0	0	0	0
Drake*											
Evansville*											
at Marshall											
at Drake*											
at Indiana State*											
Southern Illinois*											

\* Missouri Valley Conference game

### GILLAN'S CAREER HIGHS

Points	2, three times
Rebounds	1, six times
Assists	1 vs. Creighton, 1-2-02
Steals	1 at Western Kentucky, 12-15-02
Blocks	None
Minutes	4, twice

### GILLAN'S SEASON HIGHS

Points	0
Rebounds	1 at Wichita State, 2-4-03
Assists	0
Steals	1 at Western Kentucky, 12-15-02
Blocks	0
Minutes	3 vs. SMS, 12-29-02

### GILLAN'S CAREER STATISTICS


YEAR	G-GS	MIN	FG-FGA	PCT	3FG-FGA	PCT	FT-FTA	PCT	O-D	REB	AVG	AST	TO	BLK	STL	TP	AVG
99-00	8-0	9	1-1	1.000	0-0	.000	0-0	.000	0-1	1	0.1	0	0	0	0	2	0.3
00-01	14-0	20	2-4	.500	0-2	.000	0-0	.000	0-2	2	0.1	1	1	0	0	4	0.3
01-02	8-0	15	0-0	.000	0-0	.000	0-0	.000	0-2	2	0.3	1	1	0	0	0	0.0
02-03	7-0	8	0-0	.000	0-0	.000	0-0	.000	1-0	1	0.1	0	2	0	1	0	0.0
<b>Total</b>	<b>37-0</b>	<b>52</b>	<b>3-5</b>	<b>.600</b>	<b>0-2</b>	<b>.000</b>	<b>0-0</b>	<b>.000</b>	<b>1-5</b>	<b>6</b>	<b>0.2</b>	<b>2</b>	<b>4</b>	<b>0</b>	<b>1</b>	<b>6</b>	<b>0.2</b>

### GILLAN'S MISSOURI VALLEY CONFERENCE STATISTICS

YEAR	G-GS	MIN	FG-FGA	PCT	3FG-FGA	PCT	FT-FTA	PCT	O-D	REB	AVG	AST	TO	BLK	STL	TP	AVG
99-00	5-0	5	1-1	1.000	0-0	.000	0-0	.000	0-1	1	0.2	0	0	0	0	2	0.4
00-01	6-0	8	0-1	.000	0-1	.000	0-0	.000	0-1	1	0.2	0	1	0	0	0	0.0
01-02	4-0	9	0-0	.000	0-0	.000	0-0	.000	0-1	1	0.3	1	0	0	0	0	0.0
02-03	4-0	6	0-0	.000	0-0	.000	0-0	.000	1-0	1	0.3	0	0	0	0	0	0.0
<b>Total</b>	<b>19-0</b>	<b>28</b>	<b>1-2</b>	<b>.500</b>	<b>0-1</b>	<b>.000</b>	<b>0-0</b>	<b>.000</b>	<b>1-3</b>	<b>4</b>	<b>0.2</b>	<b>1</b>	<b>1</b>	<b>0</b>	<b>0</b>	<b>2</b>	<b>0.1</b>

### UPDATED PLAYER NOTES

- Has not played in the last two games.
- Played five minutes against SIU-Edwardsville and was 0-for-1 from the floor with one assist.
- Didn't score in the Red-White scrimmage.



# 11 • Vince Greene

Sophomore • 5-9 • 160 • Guard • Chicago, Ill. (Brother Rice)



## 2002-03 GAME-BY-GAME STATISTICS

Opponent	M	FG-A	3FG-A	FT-A	R	PF	A	TO	BLK	S	TP
Utah State	33	4-12	2-6	0-0	3	2	3	4	0	0	10
at Central Michigan	27	5-9	1-2	2-2	2	0	5	7	0	1	13
Illinois-Chicago	28	5-9	2-3	2-2	3	5	6	1	0	1	14
Chattanooga	33	0-8	0-4	0-0	0	1	8	1	0	1	0
at Kent State	17	1-2	1-1	0-0	1	0	3	2	0	2	3
at Western Kentucky	21	2-6	0-2	2-2	4	1	3	3	0	2	6
Jacksonville	34	6-11	3-6	2-2	5	2	11	2	0	1	17
Northern Illinois	34	5-9	2-6	4-4	1	3	1	3	0	4	16
SMS*	23	5-6	2-2	2-2	0	1	1	5	0	1	14
at Southern Illinois*	39	3-8	1-2	0-1	1	2	4	4	0	1	7
at Northern Iowa*	19	1-2	0-0	0-0	3	2	3	4	0	0	2
Creighton*	36	5-5	3-3	4-5	3	3	7	2	0	4	17
at SMS*	33	3-9	2-4	5-7	7	3	1	4	0	2	13
Wichita State*	40	5-8	3-4	1-2	3	1	3	1	0	4	14
at Creighton*	38	6-10	1-3	0-0	3	3	8	3	0	3	13
at Evansville*	38	6-12	2-5	0-1	6	4	4	4	0	7	14
Northern Iowa*	33	4-8	1-2	5-6	4	1	4	2	0	1	14
Bradley*	31	3-6	1-2	8-8	3	2	7	2	0	0	15
at Wichita State*	32	4-6	2-4	2-2	3	4	3	3	0	2	12
Indiana State*	38	6-8	2-3	0-0	2	1	5	7	0	2	14
at Bradley*	37	10-13	2-2	7-8	3	3	7	3	0	0	29
Drake*	36	7-16	0-5	0-0	3	4	3	3	0	4	14
Evansville*	28	3-6	0-1	2-2	0	2	8	8	0	3	8

\* Missouri Valley Conference game

## UPDATED PLAYER NOTES

- His 11-game double-digit scoring streak came to an end against Evansville with eight points.
- Had eight assists to go along with his eight points, but he also had eight turnovers.
- Had a career-best 29 points at Bradley. Scored 24 in the second half and finished shooting 10-for-13 from the field, including 2-of-2 on threes. Also added seven assists and went 7-for-8 from the line.
- Had a career-high and matched the Redbird record with seven steals at Evansville.
- Converted 24 of his last 26 free throw attempts (.923).
- Pulled down a career-high seven rebounds at SMS.
- Has 22 double-figure games in his career, including 17 this season.
- Against Jacksonville, had 17 points, 11 assists and five rebounds.
- Led the 'Birds in scoring with 16 points against EA Sports, on 3-for-4 shooting on 3-pointers.
- Poured in a game-high 26 points against SIU-Edwardsville and was 6-for-7 on treys. Also added four assists in 27 minutes of action.
- Scored four points in the Red-White game.

## GREENE'S CAREER HIGHS

Points	29 at Bradley, 2-12-03
Rebounds	7 at SMS, 1-15-03
Assists	11 vs. Jacksonville, 12-18-02
Steals	7 at Evansville, 1-25-03
Blocks	0
Minutes	40 vs. Wichita State, 1-18-03

## GREENE'S SEASON HIGHS


Points	29 at Bradley, 2-12-03
Rebounds	7 at SMS, 1-15-03
Assists	11 vs. Jacksonville, 12-18-02
Steals	7 at Evansville, 1-25-03
Blocks	0
Minutes	40 vs. Wichita State, 1-18-03

## GREENE'S CAREER STATISTICS

YEAR	G-GS	MIN	FG-FGA	PCT	3FG-FGA	PCT	FT-FTA	PCT	O-D	REB	AVG	AST	TO	BLK	STL	TP	AVG
01-02	31-2	472	43-123	.350	23-55	.418	36-42	.857	4-18	22	0.7	58	52	1	15	145	4.7
02-03	23-21	727	99-189	.524	33-72	.458	48-56	.857	9-54	63	2.7	108	78	0	46	279	12.1
<b>Total</b>	<b>54-23</b>	<b>1199</b>	<b>142-312</b>	<b>.455</b>	<b>56-127</b>	<b>.441</b>	<b>84-98</b>	<b>.857</b>	<b>13-72</b>	<b>85</b>	<b>1.6</b>	<b>166</b>	<b>130</b>	<b>1</b>	<b>61</b>	<b>424</b>	<b>7.9</b>

## GREENE'S MISSOURI VALLEY CONFERENCE STATISTICS

YEAR	G-GS	MIN	FG-FGA	PCT	3FG-FGA	PCT	FT-FTA	PCT	O-D	REB	AVG	AST	TO	BLK	STL	TP	AVG
01-02	18-0	224	20-52	.385	13-31	.419	5-6	.833	1-12	13	0.7	23	19	1	10	58	3.2
02-03	15-15	502	71-123	.577	22-42	.524	36-44	.818	7-37	44	2.9	68	55	0	34	200	13.3
<b>Total</b>	<b>33-15</b>	<b>726</b>	<b>91-175</b>	<b>.520</b>	<b>35-73</b>	<b>.479</b>	<b>41-50</b>	<b>.820</b>	<b>8-49</b>	<b>57</b>	<b>1.7</b>	<b>91</b>	<b>74</b>	<b>1</b>	<b>44</b>	<b>258</b>	<b>7.8</b>



# 24 • Trey Guidry

Sophomore • 6-2 • 185 • Guard • Baton Rouge, La. (Central/North Carolina State)



### UPDATED PLAYER NOTES

- Coming off of his fifth 20-point game of the season with 22 against Evansville.
- Had 12 field goal attempts against Evansville, after posting only 14 in the previous three games combined.
- His 22 against Evansville ended four-straight single-digit scoring efforts.
- Posted a career-best six boards in the win over UNI.
- Poured in a career-high 27 points at Evansville, with 21 coming in the first half.
- Scored 21 at Creighton on 8-for-10 shooting.
- Dished out a career-best 11 assists and posted his first career double-double with 15 points at Kent State.
- Tossed in 26 points against Chattanooga with a 4-for-5 effort from behind the arc.
- Poured in a team-high 20 points in the opener against Utah State with six treys.
- Played 19 minutes against EA Sports with seven points.
- His left foot was placed in a cast as a precautionary measure to heal a slight stress fracture. As a result, he did not play in the first exhibition.
- Scored a game-high 22 points in the Red-White game powered by six 3-pointers.

### 2002-03 GAME-BY-GAME STATISTICS

Opponent	M	FG-A	3FG-A	FT-A	R	PF	A	TO	BLK	S	TP
Utah State	35	7-17	6-11	0-0	2	2	1	3	1	0	20
at Central Michigan	24	3-7	1-2	0-0	2	0	0	1	0	0	7
Illinois-Chicago	33	4-17	4-12	2-2	0	3	3	1	0	2	14
Chattanooga	32	11-15	4-5	0-0	1	4	0	2	0	1	26
at Kent State	38	7-14	1-3	0-0	4	4	11	3	0	1	15
at Western Kentucky	31	2-15	1-7	0-0	4	1	1	1	0	2	5
Jacksonville	20	1-5	0-3	1-2	2	2	2	4	0	1	3
Northern Illinois	25	7-15	5-9	0-0	2	2	1	1	1	0	19
SMS*	28	1-6	1-3	0-0	1	3	0	1	0	1	3
at Southern Illinois*	24	3-9	2-2	3-4	1	4	4	5	0	0	11
at Northern Iowa*	11	0-2	0-0	0-0	2	1	0	2	0	0	0
Creighton*	19	0-4	0-3	0-0	1	0	1	2	0	0	0
at SMS*	30	6-11	3-6	1-2	1	2	2	2	0	0	16
Wichita State*	15	5-13	3-6	2-3	1	1	0	1	0	0	15
at Creighton*	33	8-10	5-7	0-0	1	2	0	6	0	0	21
at Evansville*	38	7-21	5-14	8-9	2	2	3	2	0	0	27
Northern Iowa*	26	3-9	2-6	2-2	6	1	0	2	0	0	10
Bradley*	28	5-14	2-9	1-1	1	2	3	3	0	0	13
at Wichita State*	22	2-10	1-6	3-4	0	3	2	0	0	0	8
Indiana State*	24	1-4	0-2	1-2	0	0	1	2	0	0	3
at Bradley*	19	3-5	2-3	0-0	0	2	0	4	0	0	8
Drake*	14	1-5	0-2	0-0	1	2	0	1	0	0	2
Evansville*	27	7-12	4-7	4-4	0	2	1	0	0	0	22

\* Missouri Valley Conference game

### GUIDRY'S CAREER HIGHS

Points	27 at Evansville, 1-25-03
Rebounds	6 vs. Northern Iowa, 1-29-03
Assists	11 at Kent State, 12-7-02
Steals	2, twice
Blocks	1, twice
Minutes	38, twice

### GUIDRY'S SEASON HIGHS

Points	27 at Evansville, 1-25-03
Rebounds	6 vs. Northern Iowa, 1-29-03
Assists	11 at Kent State, 12-7-02
Steals	2, twice
Blocks	1, twice
Minutes	38, twice

### GUIDRY'S CAREER STATISTICS

YEAR	G-GS	MIN	FG-FGA	PCT	3FG-FGA	PCT	FT-FTA	PCT	O-D	REB	AVG	AST	TO	BLK	STL	TP	AVG
00-01*	25-6	241	27-69	.391	19-44	.432	5-9	.556	4-17	21	0.8	9	14	1	8	78	3.1
02-03	23-14	596	94-240	.392	52-128	.406	28-35	.800	2-33	35	1.5	36	49	2	8	268	11.7
<b>Total</b>	<b>48-20</b>	<b>837</b>	<b>121-309</b>	<b>.392</b>	<b>71-172</b>	<b>.413</b>	<b>33-44</b>	<b>.750</b>	<b>6-50</b>	<b>56</b>	<b>1.2</b>	<b>45</b>	<b>63</b>	<b>3</b>	<b>16</b>	<b>346</b>	<b>7.2</b>

\* At North Carolina State

### GUIDRY'S MISSOURI VALLEY CONFERENCE STATISTICS

YEAR	G-GS	MIN	FG-FGA	PCT	3FG-FGA	PCT	FT-FTA	PCT	O-D	REB	AVG	AST	TO	BLK	STL	TP	AVG
02-03	15-9	358	52-135	.385	30-76	.395	25-31	.806	0-18	18	1.2	17	33	0	1	159	10.6



# 12 • Rebert Harris

Junior • 6-0 • 177 • Guard • Chicago, Ill. (Providence St. Mel)



### UPDATED PLAYER NOTES

- Has not played in the last three outings.
- All four of his points have come on layups against SMS, with one in each game.
- Went to Hampton as a freshman and Malcolm X College as a sophomore, but didn't play basketball at either school.
- Joined the team prior to the game at Western Kentucky.
- A three-year starter for Providence St. Mel.

### 2002-03 GAME-BY-GAME STATISTICS

Opponent	M	FG-A	3FG-A	FT-A	R	PF	A	TO	BLK	S	TP
Utah State					Did Not Play						
at Central Michigan					Did Not Play						
Illinois-Chicago					Did Not Play						
Chattanooga					Did Not Play						
at Kent State					Did Not Play						
at Western Kentucky	2	0-1	0-0	0-0	0	0	0	0	0	0	0
Jacksonville	2	0-0	0-0	0-0	0	0	0	0	1	0	0
Northern Illinois					Did Not Play						
SMS*	9	1-5	0-1	0-0	0	0	0	4	1	1	2
at Southern Illinois*					Did Not Play						
at Northern Iowa*					Did Not Play						
Creighton*					Did Not Play						
at SMS*	14	1-3	0-1	0-0	0-0	4	1	3	0	0	2
Wichita State*					Did Not Play						
at Creighton*	2	0-1	0-0	0-2	1	0	0	0	0	0	0
at Evansville*					Did Not Play						
Northern Iowa*					Did Not Play						
Bradley*	1	0-0	0-0	0-0	0	0	0	0	0	0	0
at Wichita State*	1	0-0	0-0	0-0	0	0	0	0	0	1	0
Indiana State*					Did Not Play						
at Bradley*					Did Not Play						
Drake*					Did Not Play						
Evansville*					Did Not Play						
at Marshall					Did Not Play						
at Drake*					Did Not Play						
at Indiana State*					Did Not Play						
Southern Illinois*					Did Not Play						

\* Missouri Valley Conference game

### HARRIS' CAREER HIGHS

Points	2, twice
Rebounds	1 at Creighton, 1-20-03
Assists	1 at SMS, 1-15-03
Steals	1, twice
Blocks	1, twice
Minutes	14 at SMS, 1-15-03

### HARRIS' SEASON HIGHS

Points	2, twice
Rebounds	1 at Creighton, 1-20-03
Assists	1 at SMS, 1-15-03
Steals	1, twice
Blocks	1, twice
Minutes	14 at SMS, 1-15-03


### HARRIS' CAREER STATISTICS

YEAR	G-GS	MIN	FG-FGA	PCT	3FG-FGA	PCT	FT-FTA	PCT	O-D	REB	AVG	AST	TO	BLK	STL	TP	AVG
02-03	7-0	31	2-10	.200	0-2	.000	0-2	.000	1-0	1	0.1	1	7	2	2	4	0.6

### HARRIS' MISSOURI VALLEY CONFERENCE STATISTICS

YEAR	G-GS	MIN	FG-FGA	PCT	3FG-FGA	PCT	FT-FTA	PCT	O-D	REB	AVG	AST	TO	BLK	STL	TP	AVG
02-03	5-0	27	2-9	.222	0-2	.000	0-2	.000	1-0	1	0.2	1	7	1	2	4	0.8





# 34 • Kenneth Hill



Sophomore • 6-6 • 190 • Forward • Naperville, Ill. (Central)

### UPDATED PLAYER NOTES

- Has not played in the last four games.
- Tossed in two points at Wichita State.
- Played his first regular-season action at Western Kentucky. Finished with two points in two minutes.
- Saw three minutes of action against SIU-Edwardsville, but did not attempt a shot. Grabbed one board.
- Registered four points in the Red-White scrimmage.

### 2002-03 GAME-BY-GAME STATISTICS

Opponent	M	FG-A	3FG-A	FT-A	R	PF	A	TO	BLK	S	TP
Utah State					Did Not Play						
at Central Michigan					Did Not Play						
Illinois-Chicago					Did Not Play						
Chattanooga					Did Not Play						
at Kent State					Did Not Play						
at Western Kentucky	2	1-1	0-0	0-0	1	0	0	0	0	0	2
Jacksonville	2	0-0	0-0	0-0	1	0	0	0	0	0	0
Northern Illinois					Did Not Play						
SMS*	3	0-0	0-0	0-0	0	0	0	0	1	0	0
at Southern Illinois*					Did Not Play						
at Northern Iowa*					Did Not Play						
Creighton*					Did Not Play						
at SMS*					Did Not Play						
Wichita State*					Did Not Play						
at Creighton*					Did Not Play						
at Evansville*					Did Not Play						
Northern Iowa*					Did Not Play						
Bradley*	1	0-0	0-0	0-0	0	0	0	0	0	0	0
at Wichita State*	1	1-2	0-1	0-1	0	0	0	0	0	0	2
Indiana State*					Did Not Play						
at Bradley*					Did Not Play						
Drake*					Did Not Play						
Evansville*					Did Not Play						
at Marshall					Did Not Play						
at Drake*					Did Not Play						
at Indiana State*					Did Not Play						
Southern Illinois*					Did Not Play						

\* Missouri Valley Conference game

### HILL'S CAREER HIGHS

Points	2, twice
Rebounds	1, twice
Assists	0
Steals	0
Blocks	1 vs. SMS, 12-29-02
Minutes	3 vs. SMS, 12-29-02

### HILL'S SEASON HIGHS


Points	2, twice
Rebounds	1, twice
Assists	0
Steals	0
Blocks	1 vs. SMS, 12-29-02
Minutes	3 vs. SMS, 12-29-02

### HILL'S CAREER STATISTICS

YEAR	G-GS	MIN	FG-FGA	PCT	3FG-FGA	PCT	FT-FTA	PCT	O-D	REB	AVG	AST	TO	BLK	STL	TP	AVG
02-03	5-0	9	2-3	.667	0-1	.000	0-1	.000	1-1	2	0.4	0	0	1	0	4	0.8

### HILL'S MISSOURI VALLEY STATISTICS

YEAR	G-GS	MIN	FG-FGA	PCT	3FG-FGA	PCT	FT-FTA	PCT	O-D	REB	AVG	AST	TO	BLK	STL	TP	AVG
02-03	3-0	5	1-2	.500	0-1	.000	0-1	.000	0-0	0	0.0	0	0	1	0	2	0.7



# 40 • Casey Reid

Senior • 6-7 • 205 • Forward • Las Vegas, Nev. (Las Vegas/Scottsdale CC)



## UPDATED PLAYER NOTES

- Made his first starts of the season in the last two games.
- Averaging 6.7 points over the last six games.
- Buried his first career three-pointer against Drake.
- Scored a career-best 13 points against Bradley on a 4-for-4 effort from the field and 5-of-6 at the line. Also chipped in a career-best six rebounds and three steals.
- Was just as instrumental in the win over Northern Iowa with a key rebound, steal and two made free throws to seal the victory.
- Matched his career-best with eight points at Central Michigan.
- His only points against Utah State came off of a baseline drive and dunk.
- Two points and two assists against EA Sports.
- Against SIU-Edwardsville, finished with six points, three boards and three assists in 21 minutes of action.
- Dumped in 10 points in the annual scrimmage.

## 2002-03 GAME-BY-GAME STATISTICS

Opponent	M	FG-A	3FG-A	FT-A	R	PF	A	TO	BLK	S	TP
Utah State	12	1-2	0-0	0-0	1	0	1	0	1	0	2
at Central Michigan	14	4-5	0-0	0-0	0	2	0	1	0	1	8
Illinois-Chicago	7	0-0	0-0	0-0	0	1	0	0	0	0	0
Chattanooga	3	0-0	0-0	0-0	0	0	0	0	0	0	0
at Kent State	2	0-0	0-0	0-0	0	1	0	0	0	0	0
at Western Kentucky	5	0-2	0-1	0-0	0	0	1	1	0	0	0
Jacksonville	5	1-1	0-0	0-0	3	1	0	2	0	0	2
Northern Illinois											
SMS*	5	0-0	0-0	0-0	0	2	0	0	0	0	0
at Southern Illinois*											
at Northern Iowa*											
Creighton*											
at SMS*	6	0-0	0-0	2-2	3	3	0	0	0	0	6
Wichita State*											
at Creighton*	4	0-0	0-0	0-0	0	1	1	0	0	0	0
at Evansville*											
Northern Iowa*	7	0-1	0-1	2-4	1	0	0	0	0	1	2
Bradley*	20	4-4	0-0	5-6	6	2	3	1	0	3	13
at Wichita State*	14	3-5	0-0	0-0	0	4	1	0	1	0	6
Indiana State*	10	1-2	0-0	2-2	0	1	0	1	0	0	4
at Bradley*	15	3-5	0-0	2-2	0	2	0	1	1	0	8
Drake*	22	2-3	1-1	0-0	4	1	1	0	0	0	5
Evansville*	27	2-6	0-0	0-0	1	2	1	1	0	1	4
at Marshall											
at Drake*											
at Indiana State*											
Southern Illinois*											

\* Missouri Valley Conference game

## REID'S CAREER HIGHS

Points	13 vs. Bradley, 2-1-03
Rebounds	6, twice
Assists	3, twice
Steals	3 vs. Bradley, 2-1-03
Blocks	2 at Illinois, 12-18-01
Minutes	27 vs. Evansville, 2-19-03

## REID'S SEASON HIGHS


Points	13 vs. Bradley, 2-1-03
Rebounds	6 vs. Bradley, 2-1-03
Assists	3 vs. Bradley, 2-1-03
Steals	3 vs. Bradley, 2-1-03
Blocks	1, twice
Minutes	27 vs. Evansville, 2-19-03

## REID'S CAREER STATISTICS

YEAR	G-GS	MIN	FG-FGA	PCT	3FG-FGA	PCT	FT-FTA	PCT	O-D	REB	AVG	AST	TO	BLK	STL	TP	AVG
01-02	31-3	391	31-62	.500	0-1	.000	13-21	.619	20-55	75	2.4	20	22	12	7	75	2.4
02-03	17-2	178	21-36	.583	1-3	.333	13-16	.813	7-12	19	1.1	9	8	3	6	56	3.3
<b>Total</b>	<b>48-5</b>	<b>569</b>	<b>52-98</b>	<b>.531</b>	<b>1-4</b>	<b>.250</b>	<b>26-37</b>	<b>.703</b>	<b>27-67</b>	<b>94</b>	<b>2.0</b>	<b>29</b>	<b>30</b>	<b>15</b>	<b>13</b>	<b>131</b>	<b>2.7</b>

## REID'S MISSOURI VALLEY CONFERENCE STATISTICS

YEAR	G-GS	MIN	FG-FGA	PCT	3FG-FGA	PCT	FT-FTA	PCT	O-D	REB	AVG	AST	TO	BLK	STL	TP	AVG
01-02	18-1	230	17-36	.472	0-1	.000	7-13	.538	15-33	48	2.7	10	9	7	5	41	2.3
02-03	10-2	130	15-26	.577	1-2	.500	13-16	.813	6-9	15	1.5	7	4	2	5	44	4.4
<b>Total</b>	<b>28-3</b>	<b>360</b>	<b>32-62</b>	<b>.516</b>	<b>1-3</b>	<b>.333</b>	<b>20-29</b>	<b>.690</b>	<b>21-42</b>	<b>63</b>	<b>2.3</b>	<b>17</b>	<b>13</b>	<b>9</b>	<b>10</b>	<b>85</b>	<b>3.0</b>



# 5 • Andy Strandmark



Senior • 6-11 • 240 • Center • Geneseo, Ill. (Darnall)

### UPDATED PLAYER NOTES

- Returned to the starting line-up against Evansville after a 14-game hiatus and responded with his first career double-double on a career-high 14 boards and 11 points.
- Has scored in seven of his last eight games, after going scoreless in four straight.
- Averaging 6.8 rebounds over his last eight games, including a career-high against Evansville.
- Had two blocked shots in the UNI victory, including the 50<sup>th</sup> of his career.
- His three-straight games of double-digit scoring was the longest string of his career.
- Against the Central Michigan, Strandmark got to the free throw line for a career-high six times and converted five of them.
- Against EA Sports, had seven points in 26 minutes with three boards and a pair of blocked shots.
- Played 18 minutes against SIU-Edwardsville and had eight points, three rebounds and two blocks.
- Led the white team with 13 points in the Red-White game.

### 2002-03 GAME-BY-GAME STATISTICS

• Opponent	M	FG-A	3FG-A	FT-A	R	PF	A	TO	BLK	S	TP
• Utah State	21	1-4	0-0	0-2	2	2	1	0	1	0	2
• at Central Michigan	25	3-6	0-0	5-6	7	2	1	0	0	1	11
• Illinois-Chicago	24	4-6	0-0	2-4	8	3	1	3	0	0	10
• Chattanooga	24	4-8	0-0	3-3	5	3	0	1	1	0	11
• at Kent State	18	2-5	0-0	0-0	4	4	1	0	0	2	4
• at Western Kentucky	27	0-4	0-0	2-4	9	1	1	1	1	0	2
• Jacksonville	19	4-6	0-0	0-1	2	2	1	0	2	1	8
• Northern Illinois	29	1-2	0-0	3-4	6	4	0	2	1	3	5
• SMS*	10	2-4	0-0	0-0	3	2	0	2	0	0	4
• at Southern Illinois*	10	0-0	0-0	0-0	1	1	0	0	1	0	0
• at Northern Iowa*	17	3-5	0-0	1-2	4	0	0	1	0	0	7
• Creighton*	14	0-2	0-0	0-0	5	2	1	1	0	0	0
• at SMS*	11	0-1	0-0	0-0	0	1	0	0	0	0	0
• Wichita State*	8	0-1	0-0	0-0	2	2	0	1	1	0	0
• at Creighton*	7	0-1	0-0	0-0	0	0	0	2	0	0	0
• at Evansville*	12	1-2	0-0	1-2	5	2	0	1	0	1	3
• Northern Iowa*	16	3-4	0-0	0-0	5	2	0	3	2	0	6
• Bradley*	17	2-3	0-0	3-5	8	1	1	1	2	0	7
• at Wichita State*	11	0-3	0-0	0-0	5	0	1	0	0	1	0
• Indiana State*	21	2-4	0-0	2-5	11	2	2	0	0	0	6
• at Bradley*	15	1-2	0-0	0-0	2	1	0	2	3	0	2
• Drake*	14	1-3	0-0	0-0	4	0	0	1	0	0	2
• Evansville*	34	2-7	0-0	7-10	14	3	0	2	1	0	11
• at Marshall											
• at Drake*											
• at Indiana State*											
• Southern Illinois*											

\* Missouri Valley Conference game

### STRANDMARK'S CAREER HIGHS

Points .....	15 vs. Bradley, 2-8-00
Rebounds .....	14 vs. Evansville, 2-19-03
Assists .....	3 at Bradley, 1-26-00
Steals .....	3, twice
Blocks .....	3, twice
Minutes .....	34 vs. Evansville, 2-19-03

### STRANDMARK'S SEASON HIGHS

Points .....	11, three times
Rebounds .....	14 vs. Evansville, 2-19-03
Assists .....	2 vs. Indiana State, 2-8-03
Steals .....	3 vs. Northern Illinois, 12-21-02
Blocks .....	3 at Bradley, 2-12-03
Minutes .....	34 vs. Evansville, 2-19-03

### STRANDMARK'S CAREER STATISTICS

YEAR	G-GS	MIN	FG-FGA	PCT	3FG-FGA	PCT	FT-FTA	PCT	O-D	REB	AVG	AST	TO	BLK	STL	TP	AVG
99-00	29-8	511	36-78	.462	0-0	.000	22-30	.733	27-88	115	4.0	14	29	21	10	94	3.2
00-01	26-5	206	9-42	.214	0-0	.000	14-19	.737	10-41	51	2.0	5	15	5	3	32	1.2
01-02	31-9	369	40-83	.482	0-0	.000	11-21	.524	28-55	83	2.7	13	17	15	7	91	2.9
02-03	23-7	404	36-83	.434	0-0	.000	29-48	.604	32-80	112	4.9	11	24	16	9	101	4.4
<b>Total</b>	<b>109-29</b>	<b>1490</b>	<b>121-286</b>	<b>.423</b>	<b>0-0</b>	<b>.000</b>	<b>76-118</b>	<b>.644</b>	<b>97-264</b>	<b>361</b>	<b>3.3</b>	<b>43</b>	<b>85</b>	<b>57</b>	<b>29</b>	<b>318</b>	<b>2.9</b>

### STRANDMARK'S MISSOURI VALLEY CONFERENCE STATISTICS

YEAR	G-GS	MIN	FG-FGA	PCT	3FG-FGA	PCT	FT-FTA	PCT	O-D	REB	AVG	AST	TO	BLK	STL	TP	AVG
99-00	18-8	359	30-58	.517	0-0	.000	16-21	.762	22-65	87	4.8	11	17	15	5	76	4.2
00-01	15-2	102	5-20	.250	0-0	.000	4-6	.667	6-14	20	1.3	3	7	1	1	14	0.9
01-02	18-8	235	25-53	.472	0-0	.000	6-13	.462	16-37	53	2.9	6	7	10	6	56	3.1
02-03	15-1	217	17-42	.405	0-0	.000	14-24	.583	22-47	69	4.6	5	17	10	2	48	3.2
<b>Total</b>	<b>66-19</b>	<b>913</b>	<b>77-173</b>	<b>.445</b>	<b>0-0</b>	<b>.000</b>	<b>40-64</b>	<b>.625</b>	<b>66-163</b>	<b>229</b>	<b>3.5</b>	<b>25</b>	<b>48</b>	<b>36</b>	<b>14</b>	<b>194</b>	<b>2.9</b>



# 10 • Kevin Troc

Freshman • 6-4 • 190 • Guard • Lockport, Ill. (Lockport)



## 2002-03 GAME-BY-GAME STATISTICS

Opponent	M	FG-A	3FG-A	FT-A	R	PF	A	TO	BLK	S	TP
Utah State	13	1-1	0-0	0-0	4	1	5	0	0	0	2
at Central Michigan	24	1-3	0-0	0-0	4	3	1	2	0	0	2
Illinois-Chicago	13	0-1	0-0	0-0	1	1	0	1	1	0	0
Chattanooga	10	1-2	1-1	0-0	0	2	2	0	0	0	3
at Kent State	2	0-0	0-0	0-0	0	0	0	2	0	0	0
at Western Kentucky	12	0-1	0-0	1-2	2	2	0	2	0	0	1
Jacksonville	12	4-6	0-1	0-0	2	1	2	0	0	1	8
Northern Illinois	13	1-5	1-1	1-2	0	1	1	3	0	0	4
SMS*	9	0-1	0-0	0-0	1	1	0	0	0	1	0
at Southern Illinois*	2	0-1	0-1	0-0	0	1	0	0	0	0	0
at Northern Iowa*	23	2-7	0-2	3-3	3	1	1	2	0	0	7
Creighton*	9	0-0	0-0	0-0	0	0	0	1	0	0	0
at SMS*											
Wichita State*	7	0-1	0-0	0-0	2	1	0	2	0	0	0
at Creighton*	2	0-0	0-0	0-0	0	0	0	0	0	0	0
at Evansville*	2	0-0	0-0	0-0	0	0	0	1	0	0	0
Northern Iowa*	18	2-3	2-2	4-4	1	3	1	0	0	1	10
Bradley*	30	3-6	2-4	0-1	5	4	2	1	0	0	8
at Wichita State*	28	3-4	2-2	0-0	2	2	0	2	0	2	8
Indiana State*	9	0-1	0-0	0-0	2	3	0	0	0	0	0
at Bradley*	18	2-3	1-2	0-0	1	5	2	1	0	0	5
Drake*	11	2-5	0-2	0-0	1	3	0	1	0	0	4
Evansville*	12	0-0	0-0	0-0	0	0	3	0	0	0	0
at Marshall											
at Drake*											
at Indiana State*											
Southern Illinois*											

Did Not Play

## UPDATED PLAYER NOTES

- In the last seven games, 12-for-22 (.545) shooting, including 7-for-12 (.583) on treys. Averaging 5.0 tallies over that span, including a career-best 10 against UNI.
- Averaging 18 minutes of action over the last 7 games.
- Posted eight points against Jacksonville on 4-for-6 shooting.
- Claimed first collegiate start at Central Michigan. Finished with two points, four boards and an assist.
- Five assists, four boards and two points against Utah State in 13 minutes.
- Played 19 minutes against EA Sports with two points, four assists and two rebounds.
- Recorded five points, including an dunk, against SIU-Edwardsville. He was 1-for-1 on treys and chipped in two rebounds and three assists.
- Had seven points in the annual Red-White game.

\* Missouri Valley Conference game

## TROC'S CAREER HIGHS

Points	10 vs. Northern Iowa, 1-29-03
Rebounds	5 vs. Bradley, 2-1-03
Assists	5 vs. Utah State, 11-23-02
Steals	2 at Wichita State, 2-4-03
Blocks	1 vs. Illinois-Chicago, 11-30-02
Minutes	30 vs. Bradley, 2-1-03

## TROC'S SEASON HIGHS

Points	10 vs. Northern Iowa, 1-29-03
Rebounds	5 vs. Bradley, 2-1-03
Assists	5 vs. Utah State, 11-23-02
Steals	2 at Wichita State, 2-4-03
Blocks	1 vs. Illinois-Chicago, 11-30-02
Minutes	30 vs. Bradley, 2-1-03

## TROC'S CAREER STATISTICS

YEAR	G-GS	MIN	FG-FGA	PCT	3FG-FGA	PCT	FT-FTA	PCT	O-D	REB	AVG	AST	TO	BLK	STL	TP	AVG
02-03	22-1	279	22-51	.431	9-18	.500	9-12	.750	6-25	31	1.4	20	21	1	6	62	2.8

## TROC'S MISSOURI VALLEY STATISTICS

YEAR	G-GS	MIN	FG-FGA	PCT	3FG-FGA	PCT	FT-FTA	PCT	O-D	REB	AVG	AST	TO	BLK	STL	TP	AVG
02-03	14-0	180	14-32	.438	7-15	.467	7-8	.875	3-15	18	1.3	9	11	0	5	42	3.0





EXHIBITION 1

Greene Leads 'Birds in Exhibition Win

NORMAL, III. - Sophomore point guard Vince Greene scored a game-high 26 points, including six three-pointers, as Illinois State won its first exhibition of the season, 89-70, over SIU-Edwardsville at Redbird Arena.

Baboucarr Bojang finished with 14 points and six rebounds for the 'Birds, while true freshman Chris Burras came off the bench to score 12.

SIU-Edwardsville was led by Ron Jones with 19 points, 17 of which came in the second half. Rob Baumgardner and Ben Garwitz each contributed 13 points, and Baumgardner also led the Cougars in rebounding with six boards. The Cougars never led in the entire game and after the initial 12-point deficit never got closer than seven points.

Illinois State opened up the game with a 12-0 run, highlighted by two three-pointers and a cross-over lay-up by Greene. The 'Birds defense forced eight Cougar turnovers in the first 12 minutes of the game, including the team's first two possessions.

Greene led all scorers in the first half with 10 points, while Gregg Alexander chipped in eight first half points on 3-for-4 shooting. ISU shot 61 percent from the field in the first half, including 5-for-8 from beyond the arc.

Down 45-24 at halftime, the Cougars came out firing in the second half and outscored the 'Birds 26-15 over the first 8:30 minutes led by nine points apiece by junior Ron Jones and freshman Logan Glosser narrowing the Redbird lead to 10. Following a timeout with 11:05 remaining in the game, the 'Birds went on a 13-0 run to extend their lead back to 23, which tied their largest lead of the night.

ILLINOIS STATE 89, SIU-Edwardsville 70
November 4, 2002 • Redbird Arena

Table with 9 columns: Player, Min., FG-A, FT-A, O-REB, A, PF, TP. Lists stats for SIU-E players like Bauersachs, Mueller, Bradford, etc.

Team Pct.: FG - .529; FT - .700
3-Pt.: 9-15, .600 (Bradford 0-1, Jones 3-4, Baumgardner 2-4, Heflin 1-1, Glosser 3-5)
Blocks: 1 (Ward 1)
Turnovers: 19 (Bauersachs 1, Bradford 3, Jones 4, Baumgardner 3, Gajewski 2, Heflin 1, Glosser 2, Ward 1, Team 2)
Steals: 3 (Bradford 2, Heflin 1)

Table with 9 columns: Player, Min., FG-A, FT-A, O-REB, A, PF, TP. Lists stats for ILLINOIS ST. players like Bojang, Strandmark, Alexander, etc.

Team Pct.: FG - .563; FT - .571
3-Pt.: 9-13, .692 (Alexander 2-3, Greene 6-7, Burras 0-2, Troc 1-1)
Blocks: 4 (Strandmark 2, Ford 1, Arnold 1)
Turnovers: 8 (Bojang 1, Strandmark 4, Burras 1, Troc 2)
Steals: 7 (Alexander 4, Ford 1, Burras 2)

Officials: Jerry Seibert, Frank Spencer, Mike Litzelfelner
Attendance: 4,049
Halftime Score: ILLINOIS STATE 45, SIU-Edwardsville 24

EXHIBITION 2

ISU Drops Second Exhibition to EA Sports

NORMAL, III. - Vince Greene led all scorers with 16 points, but Illinois State could not pick up the victory, dropping its second and final exhibition game of the season, 66-65, to the EA Sports All-Stars Thursday night at Redbird Arena.

Illinois State also got 15 points and 10 rebounds from Baboucarr Bojang, while Andy Strandmark, Gregg Alexander and Trey Guidry each contributed seven points. The 'Birds shot 54 percent from the field in the first half, but managed only 41 percent in the second half on 10-for-24 shooting.

EA Sports, 1-9, only shot 7-for-20 from the charity stripe, including 4-for-15 in the second half. EA Sports was led by former Fighting Illini player Sergio McClain with 13 points, while Doc Taylor, who played at Cleveland State, chipped in 12.

Bojang showed his offensive skills early in the game by scoring nine of the Redbirds' first 11 points, but hot three-point shooting (3-for-3) from McClain kept the game tight midway through the first half. Back-to-back jumpers from Greene helped ignite a 13-5 run to take the lead at 24-20 with just over seven minutes remaining.

Marcus Arnold hit two low-post jumpers late in the first half and the Redbirds went into the half with a one-point lead, 36-35. Bojang and McClain led their respective teams in first-half scoring with 11 points.

EA Sports scored 14 points of its first 19 points in the second half off lay-ups or dunks and were able to take a 54-47 lead, the largest of the night for either team, with just under nine minutes left in the game. However, the 'Birds went on an 11-2 run over the next 3:37 led by four points from Gregg Alexander to take the lead at 58-56 with five minutes remaining.

EA Sports 66, ILLINOIS STATE 65
November 14, 2002 • Redbird Arena

Table with 9 columns: Player, Min., FG-A, FT-A, O-REB, A, PF, TP. Lists stats for EA Sports and ILLINOIS ST. players like McClain, Johnson, Turner, etc.

Team Pct.: FG - .519; FT - .278
3-Pt.: 7-20, .350 (McClain 3-7, Johnson 0-3, Dobbs 1-1, Jones 1-4, Brownlee 2-5)
Blocks: 1 (Taylor 1)
Turnovers: 9 (Johnson 2, Taylor 4, Jones 2, Brownlee 1)
Steals: 8 (Johnson 1, Turner 1, Dobbs 1, Taylor 1, Jones 2, Vaughn 2)

Table with 9 columns: Player, Min., FG-A, FT-A, O-REB, A, PF, TP. Lists stats for ILLINOIS ST. players like Bojang, Reid, Strandmark, etc.

Team Pct.: FG - .481; FT - .714
3-Pt.: 5-15, .333 (Alexander 1-4, Greene 3-4, Burras 0-1, Troc 0-2, Guidry 1-4)
Blocks: 3 (Bojang 1, Strandmark 2)
Turnovers: 12 (Bojang 1, Reid 1, Strandmark 3, Alexander 1, Ford 1, Troc 3, Guidry 2)
Steals: 2 (Ford 1, Arnold 1)

Officials: Ed Hightower, Rob Kruger, Mark Mayhood
Attendance: 4,656
Halftime Score: ILLINOIS STATE 36, EA Sports 35

GAME 1

Redbirds Fall 68-53 to Utah State

NORMAL, III. - Trey Guidry led Illinois State with 20 points, including six three-pointers, but it wasn't enough as the Utah State Aggies spoiled the Redbirds' season opener, 68-53, Saturday night at Redbird Arena.

Vince Greene was the only other Illinois State player to score in double figures with 10, while freshman Marcus Arnold turned in nine points. The 'Birds shot only 39 percent from the field and made only one of their eight (125) free-throw attempts.

Desmond Penigar led Utah State with 22 points, going 4-for-4 from three-point range. Point guard Mark Brown scored 19 points for the Aggies. Utah State shot 50 percent from the field in the game, including 50 percent from beyond the arc on 6-for-12 shooting.

Illinois State (0-1) got off to a slow start offensively, scoring only four points in the game's first nine minutes and dug itself into a 11-4 deficit. However, Guidry hit a three-pointer with 10:35 left in the first half that sparked a 13-5 Redbird run that gave Illinois State its only lead of the first half at 17-16. Guidry scored 11 of the 'Birds 13 points during the run, including three shots from beyond the arc.

Utah State (1-0) went on a 16-5 run over the final six minutes of the half, including holding the Redbirds scoreless for nearly three minutes, to take a 10-point lead into the locker room, 32-22. Brown ignited the Utah State run with nine points, including three lay-ups.

The Redbirds came out firing in the second half, scoring 15 of their first 17 second-half points from beyond the arc. Guidry helped lead the charge with three three-pointers, while Gregg Alexander contributed two. Illinois State used the offensive surge to shred the Aggies' halftime lead and close to within two points, 43-41, with just over 12 minutes remaining in the game.

Illinois State went into a scoring draught, however, over the game's next six minutes, which allowed the Aggies to build a 10-point lead at 51-41. Penigar led Utah State during the 8-0 run with seven points. Greene scored the Redbirds' next seven points, but Utah State was able to keep Illinois State from getting any closer than eight in the game's closing minutes.

Utah State 68, ILLINOIS STATE 53
November 23, 2002 • Redbird Arena

Table with 9 columns: Player, Min., FG-A, FT-A, O-REB, A, PF, TP. Lists stats for Utah State and ILLINOIS STATE players like Johnson, Nelson, Puzey, etc.

Team Pct.: FG - .500; FT - .778
3-Pt.: 6-12, .500 (M. Brown 1-3, Patton 0-2, Penigar 4-4, Butler 1-3)
Blocks: 3 (Johnson 2, Penigar 1)
Turnovers: 12 (Johnson 3, Nelson 1, M. Brown 2, Patton 2, Penigar 1, Stowell 1, Butler 2)
Steals: 10 (Puzey 1, M. Brown 4, Patton 2, Penigar 1, Butler 2)

Table with 9 columns: Player, Min., FG-A, FT-A, O-REB, A, PF, TP. Lists stats for ILLINOIS ST. players like Alexander, Bojang, Strandmark, etc.

Team Pct.: FG - .389; FT - .125
3-Pt.: 10-22, .455 (Alexander 2-5, Greene 2-6, Guidry 6-11)
Blocks: 3 (Strandmark 1, Guidry 1, Reid 1)
Turnovers: 13 (Alexander 2, Bojang 2, Greene 4, Guidry 3, Ford 1, Arnold 1)
Steals: 2 (Alexander 2)

Officials: Eddie Jackson, Steve Morris, Tim Hutchinson
Attendance: 7,948
Halftime Score: Utah State 32, ILLINOIS STATE 22



## GAME 2

### Redbirds Fall to Central Michigan, 74-69

**MOUNT PLEASANT, Mich.** – Gregg Alexander scored a game-high 18 points against Central Michigan, but it was not enough as the Chippewas came from a four-point deficit at halftime to defeat Illinois State, 74-69, in college hoops action at Rose Arena in Mount Pleasant, Mich., Tuesday night.

Illinois State falls to 0-2 on the year while the Chippewas improve to 2-0. Vince Greene chipped in 13 points while Andy Strandmark had 11. Chris Kaman was the leading scorer for Central Michigan with 16 points, 14 of which came in the second half, while Mike Manciel added 15.

The Redbirds jumped to an early eight-point lead through the 11 minute mark of the first half off of hot shooting from Greene, who made consecutive baskets before Strandmark was fouled and went to the line. Up 14-6, the lead stayed on Illinois State's side through the first 20 minutes of play heading into the break with ISU up 32-28.

Two minutes into the second half, a bucket by Kaman gave the Chippewas their first lead of the game, 35-34, as CMU and Illinois State continued to bounce the lead back and forth for the next six minutes. At 11:58, however, Central Michigan jumped ahead by three, 49-46, off of a trey by Whitney Robinson and never looked back, spanning a 7-0 run and keeping the lead until the end of the game.

The Redbirds came within three with 2:04 remaining, but Kaman stayed hot, hitting a bucket and layup in the last minute.

**Central Michigan 74, ILLINOIS STATE 69**  
November 26, 2002 • Rose Arena

ILLINOIS ST.	Min.	FG-A	FT-A	O-REB	A	PF	TP
Alexander, f	33	7-11	0-0	1-2	0	3	18
Arnold, f	22	2-4	0-0	0-2	0	3	4
Bojang, c	21	2-5	0-0	0-0	2	5	4
Troc, g	24	1-3	0-0	0-4	1	3	2
Greene, g	27	5-9	2-2	0-2	5	0	13
Burras	9	1-3	0-0	3-4	1	3	2
Ford	1	0-0	0-0	0-1	0	1	0
Strandmark	25	3-6	5-6	2-7	1	2	11
Guidry	24	3-7	0-0	0-2	0	0	7
Reid	14	4-5	0-0	0-0	0	2	8
<b>Totals</b>	<b>200</b>	<b>28-53</b>	<b>7-8</b>	<b>6-25</b>	<b>10</b>	<b>22</b>	<b>69</b>

**Team Pct.:** FG – .528; FT – .600

**3-Pt.:** 6-10, .600 (Alexander 4-6, Greene 1-2, Guidry 1-2)

**Blocks:** 0

**Turnovers:** 18 (Alexander 2, Arnold 1, Bojang 1, Troc 2, Greene 7, Burras 2, Strandmark 1, Guidry 1, Reid 1, Team 1)

**Steals:** 5 (Alexander 1, Greene 1, Burras 1, Strandmark 1, Reid 1)

C. Michigan	Min.	FG-A	FT-A	O-REB	A	PF	TP
Brigitha, f	16	2-4	0-2	1-3	0	4	4
Manciel, f	33	2-6	11-13	1-4	2	2	15
Kaman, c	35	7-11	2-2	5-13	2	3	16
Wallace, g	13	2-5	0-0	0-1	2	2	4
Meerman, g	20	1-2	2-2	0-2	3	0	5
Robinson	24	3-9	0-0	0-0	1	1	9
Quinn	1	0-0	0-0	0-0	0	0	0
Voorhees	4	1-2	0-0	0-0	0	0	3
Bowne	18	3-5	0-0	1-1	2	0	7
Nelson	10	2-3	0-0	1-1	1	0	6
Carr	20	1-4	2-2	0-2	2	2	5
Hallett	5	0-0	0-0	0-0	0	0	0
Dentlinger	1	0-0	0-0	0-0	0	0	0
<b>Totals</b>	<b>200</b>	<b>24-51</b>	<b>17-21</b>	<b>9-28</b>	<b>15</b>	<b>14</b>	<b>74</b>

**Team Pct.:** FG – .471; FT – .346

**3-Pt.:** 9-26, .346 (Manciel 0-3, Wallace 0-3, Meerman 1-2, Robinson 3-8, Voorhees 1-1, Bowne 1-3, Nelson 2-3, Carr 1-3)

**Blocks:** 3 (Kaman 3)

**Turnovers:** 19 (Brigitha 1, Manciel 3, Kaman 5, Wallace 2, Meerman 1, Robinson 3, Voorhees 1, Bowne 1, Carr 2)

**Steals:** 7 (Brigitha 1, Meerman 1, Robinson 4, Carr 1)

**Officials:** Mark Masariu, James Ferrari, Eric Curry

**Attendance:** 2,259

**Halftime Score:** ILLINOIS STATE 32, Central Michigan 28

## GAME 3

### ISU Loses Third Straight Game, 78-65

**NORMAL, Ill.** – Illinois State had five players in double figures, but could not find consistent scoring throughout the game and fell to Illinois-Chicago, 78-65, to lose its third straight game tonight at Redbird Arena.

Illinois State (0-3) was led by Vince Greene and Trey Guidry with 14 points apiece, while Gregg Alexander turned in 12 points for the 'Birds. Freshman Marcus Arnold had a career-high 11 points and six rebounds, while Andy Strandmark was the other Redbird in double figures with 10. Strandmark also led the 'Birds on the boards with a game-high eight rebounds.

UIC (2-1) was led by Martell Bailey with a game-high 20 points, while Armond Williams and Aaron Carr contributed 14 and 11 points respectively. The Flames overpowered Illinois State in the paint winning the scoring battle 38-12 and the rebounding battle 41-27.

Illinois State opened the game on fire shooting 6-for-8 from the field and jumping out to an early 16-7 lead at the 15:58 mark. Alexander led the way for the 'Birds early hitting two three-pointers during the run. However, the Illinois State shooting went sour for the remainder of the first half as the Redbirds shot 3-for-19 for the rest of the period.

UIC went on an 11-0 run during the middle stretch of the first half and took its first lead of the game at 21-20 with 7:20 remaining before the break. The Flames used the post to their advantage outscoring the 'Birds in the paint 18-4 and winning the rebounding battle as well 24-14 in the first half.

Arnold took Illinois State on his shoulders to open the second half scoring the Redbirds' first eight points to tie the game, 36-36, with 17:24 remaining in the game. Illinois State came out of the locker room with an 11-2 run and a three-pointer by Guidry helped give the 'Birds their first lead since the 7:20 mark of the first half at 39-36. Two more three-pointers by Guidry and Greene respectively kept the game close with just over 14 minutes to play.

Illinois State, however, went into another scoring drought and managed only two points over nearly a six-minute stretch in the middle part of the second half as UIC took back the lead and extended it to nine at 58-49 at the 8:40 mark. The Flames seemed to be unable to miss their field goals in the latter part of the second half and shot 16-for-23 (.696) in the final period, including 10 of their final 11 shots.

**Illinois-Chicago 78, ILLINOIS STATE 65**  
November 30, 2002 • Redbird Arena

UIC	Min.	FG-A	FT-A	O-REB	A	PF	TP
A. Williams, f	26	7-13	0-0	1-6	1	3	14
Carr, f	34	4-11	1-3	4-7	2	0	11
Scott, c	14	3-4	1-2	3-3	0	4	7
Bailey, g	36	8-9	4-7	0-7	9	3	20
Schneiderman, g	39	2-5	2-2	0-4	2	1	6
Lesko	16	2-4	4-6	1-2	0	2	8
Dominguez	10	2-6	0-1	0-5	0	0	4
Harris	17	2-2	0-0	1-1	0	4	4
J. Williams	8	1-2	2-2	0-1	1	2	4
<b>Totals</b>	<b>200</b>	<b>31-56</b>	<b>14-23</b>	<b>10-41</b>	<b>15</b>	<b>19</b>	<b>78</b>

**Team Pct.:** FG – .554; FT – .609

**3-Pt.:** 2-8, .250 (Carr 2-4, Schneiderman 0-2, Dominguez 0-2)

**Blocks:** 3 (Dominguez 1, Harris 2)

**Turnovers:** 14 (Carr 3, Scott 3, Bailey 2, Schneiderman 1, Lesko 1, Dominguez 1, Harris 2, J. Williams 1)

**Steals:** 8 (A. Williams 1, Bailey 1, Schneiderman 1, Lesko 3, Harris 1, J. Williams 1)

ILLINOIS ST.	Min.	FG-A	FT-A	O-REB	A	PF	TP
Alexander, f	29	4-9	0-0	0-2	0	0	12
Arnold, f	25	4-7	3-4	3-6	2	4	11
Strandmark, c	24	4-6	2-4	1-8	1	3	10
Greene, g	28	5-9	2-2	0-3	6	5	14
Guidry, g	33	4-17	2-2	0-0	3	3	14
Burras	6	0-1	0-0	1-2	0	1	0
Ford	8	0-1	0-0	1-1	0	1	0
Troc	13	0-1	0-0	0-1	0	1	0
Bojang	27	0-6	4-5	1-4	2	3	4
Reid	7	0-0	0-0	0-0	0	1	0
<b>Totals</b>	<b>200</b>	<b>21-57</b>	<b>13-17</b>	<b>7-27</b>	<b>14</b>	<b>22</b>	<b>65</b>

**Team Pct.:** FG – .400; FT – .765

**3-Pt.:** 10-23, .435 (Alexander 4-8, Greene 2-3, Guidry 4-12)

**Blocks:** 6 (Arnold 4, Troc 1, Bojang 1)

**Turnovers:** 16 (Alexander 5, Arnold 1, Strandmark 3, Greene 1, Guidry 1, Burras 1, Troc 1, Bojang 3)

**Steals:** 4 (Greene 1, Guidry 2, Bojang 1)

**Officials:** Tim Hutchinson, Dave Draucker, Bill Kaminski

**Attendance:** 5,536

**Halftime Score:** Illinois-Chicago 34, ILLINOIS STATE 28

## GAME 4

### Illinois State Falls to 0-4

**NORMAL, Ill.** – Trey Guidry had a career-high 26 points and Baboucar Bojang posted his first double-double of the season, but Illinois State could not get its first win falling to Chattanooga 75-68 in non-conference college hoops action tonight at Redbird Arena.

Bojang finished with a season-high 15 points and 10 rebounds, while Andy Strandmark tied his season-best mark with 11 points. Guidry shot 11-for-15 (.733), including 4-for-5 from beyond the arc. The Redbirds had only 10 turnovers and 28 rebounds in the game, their best marks of the young season.

Chattanooga (4-1) was led by Jason Rogan with 22 points, while Tim Parker contributed 17 points, including four three-pointers. Ray Trowell and Ashley Champion were the other two Mocs to score in double figures with 13 and 11 points respectively. Chattanooga was able to overcome 18 turnovers to get the win.

Illinois State (0-4) appeared destined for a slow start, managing only one field goal in the game's first six and a half minutes and starting at a 11-4 deficit. However, a huge block by true freshman Dana Ford got the 'Birds rolling in transition and Bojang capitalized with a thunderous, one-handed dunk with 13:12 remaining in the first half.

The dunk sparked an 11-0 Redbird run that erased the Chattanooga lead and gave Illinois State its first of the game. The Mocs recovered with an 8-0 run of their own, capped by back-to-back three-pointers from Parker. The Redbirds were able to keep the game close with lay-ups by Arnold and Guidry, but the Mocs used a 9-0 run late in the period to take an 11-3 lead at 34-23, its largest of the half.

A Kevin Troc three-pointer and a fast-break lay-up off his own steal by Ford in the final two minutes helped chip into the Chattanooga lead and made the score 36-28 at halftime.

The Mocs got five quick points in the opening minute of the second half to take a 13-point lead at 41-28, but the Redbirds went on a 23-10 surge over the next ten and a half minutes led by 10 points by Guidry. With the Chattanooga offense struggling, Illinois State was able to finally take back the lead at 53-52 off a lay-up by Bojang with 8:43 remaining in the game.

**Chattanooga 75, ILLINOIS STATE 68**  
December 2, 2002 • Redbird Arena

Chattanooga	Min.	FG-A	FT-A	O-REB	A	PF	TP
Champion, f	26	5-8	1-2	2-7	2	3	11
Morgan, c	19	1-3	2-2	2-4	0	4	4
Parker, g	37	5-9	3-3	0-4	0	1	17
Trowell, g	29	5-7	2-4	0-1	5	3	13
Rogan, g	30	7-14	6-6	4-8	2	2	22
Pugh	13	1-2	0-0	1-1	0	1	2
Richardson	9	0-2	0-0	0-0	0	1	0
Hood	6	0-1	0-0	0-1	0	0	0
Matthews	9	0-1	2-2	0-1	0	1	2
Harris	22	2-3	0-0	2-5	1	3	4
<b>Totals</b>	<b>200</b>	<b>26-50</b>	<b>16-19</b>	<b>11-34</b>	<b>10</b>	<b>19</b>	<b>75</b>

**Team Pct.:** FG – .520; FT – .842

**3-Pt.:** 7-20, .350 (Parker 4-7, Trowell 1-3, Rogan 2-6, Richardson 0-2, Hood 0-1, Matthews 0-1)

**Blocks:** 7 (Morgan 4, Pugh 1, Harris 2)

**Turnovers:** 18 (Champion 1, Morgan 3, Parker 1, Trowell 6, Rogan 2, Pugh 3, Richardson 1, Matthews 1)

**Steals:** 2 (Parker 1, Rogan 1)

ILLINOIS ST.	Min.	FG-A	FT-A	O-REB	A	PF	TP
Alexander, f	27	1-7	0-0	0-2	2	3	2
Arnold, f	11	1-1	1-2	2-2	0	3	3
Strandmark, c	24	4-8	3-3	0-5	0	3	11
Greene, g	33	0-8	0-0	0-0	8	1	0
Guidry, g	32	11-15	0-0	0-1	0	4	26
Burras	13	1-7	0-0	2-3	0	2	2
Ford	17	3-4	0-1	2-2	1	2	6
Troc	10	1-2	0-0	0-0	2	2	3
Bojang	30	4-10	7-8	6-10	1	1	15
Reid	3	0-0	0-0	0-0	0	0	0
<b>Totals</b>	<b>200</b>	<b>26-62</b>	<b>11-14</b>	<b>13-28</b>	<b>14</b>	<b>21</b>	<b>68</b>

**Team Pct.:** FG – .419; FT – .786

**3-Pt.:** 5-12, .417 (Alexander 0-2, Greene 0-4, Guidry 4-5, Troc 1-1)

**Blocks:** 5 (Arnold 1, Strandmark 1, Ford 2, Bojang 1)

**Turnovers:** 10 (Arnold 1, Strandmark 1, Greene 1, Guidry 2, Burras 1, Ford 1, Bojang 3)

**Steals:** 4 (Greene 1, Guidry 1, Ford 2)

**Officials:** Mike Sanzere, Sam Banks, Ed Hightower

**Attendance:** 5,444

**Halftime Score:** Chattanooga 36, ILLINOIS STATE 28



GAME 5

Redbirds Let It Slip Away at Kent State, 76-61

KENT, Ohio – Despite a double-double by Trey Guidry, who led the Illinois State men's basketball team with 15 points and a career high 11 assists, Illinois State fell to Kent State, 76-61, in non-conference action, Saturday afternoon at the M.A.C. Center.

Senior Baboucarr Bojang pitched in a total of 14 points and a team-high six rebounds, including a lay-up with 11:31 left to play in the second half to put the 'Birds up 53-52 over the Golden Flashes. This would be the last lead of the game for the Redbirds.

Gregg Alexander, who contributed 13 points for the 'Birds, sank two free throws to tie the game at 55-55 with 10:47 left to play. However, Kent State hushed the Redbirds by going on an 11-0 run.

The Flashes run was led by a DeAndre Haynes three-pointer. Then Kent State's center, Nate Gerwig, chipped in three free throws, while Haynes added another two points off a lay-up. Matt Jakeway finished off the Kent State run with a three-pointer.

The bleeding was stopped by a Redbird jumper made by Guidry, but the damage had already been done as the 'Birds went 0-5 from the field during Kent State's run, which ultimately made the difference in a game where Illinois State trailed by one at the half, 36-35.

Illinois State falls to 0-5, while Kent State improves its record to 4-0.

Kent State 76, ILLINOIS STATE 61
December 7, 2002 • M.A.C. Center

Table with 10 columns: ILLINOIS ST., Min., FG-A, FT-A, O-REB, A, PF, TP. Lists player stats for Alexander, Arnold, Bojang, Ford, Guidry, Burras, Strandmark, Troc, Greene, Reid, and Totals.

Team Pct.: FG - .491; FT - 1.000
3-Pt.: 5-8, .625 (Alexander 3-4, Guidry 1-3, Greene 1-1)
Blocks: 0
Turnovers: 15 (Alexander 4, Arnold 1, Bojang 2, Ford 1, Guidry 3, Troc 2, Greene 2)
Steals: 7 (Alexander 1, Bojang 1, Guidry 1, Strandmark 2, Greene 2)

Table with 10 columns: Kent State, Min., FG-A, FT-A, O-REB, A, PF, TP. Lists player stats for Wilkins, Gates, Gerwig, Haut, Haynes, Jakeway, Bedford, Edwards, and Totals.

Team Pct.: FG - .509; FT - .737
3-Pt.: 8-18, .444 (Wilkins 1-4, Gates 0-1, Haut 3-6, Haynes 3-5, Jakeway 1-2)
Blocks: 3 (Edwards 3)
Turnovers: 12 (Wilkins 1, Gates 3, Gerwig 1, Haut 1, Haynes 3, Jakeway 2, Bedford 1)
Steals: 8 (Gates 2, Haut 1, Haynes 3, Edwards 2)

Officials: James Ferrari, Keith Herring, Mike Foote
Attendance: 3,716
Halftime Score: Kent State 36, ILLINOIS STATE 35

GAME 6

Shooting Woes Stifle 'Birds at Western Ky.

BOWLING GREEN, Ky. – Trailing by only five points at halftime, the Illinois State men's basketball team held strong with Western Kentucky until the second half before the Hilltoppers decided to dominate en route to a 63-43 win over the Redbirds Sunday afternoon in Bowling Green, Ky.

With the loss, the Redbirds remain winless this season, falling to 0-6 while Western Kentucky improves to 3-3. ISU was led by Gregg Alexander who had 18 points, the only Redbird player to post double digits. Vince Greene chipped in six and Trey Guidry had five. WKU was led by Nate Williams, who led all scorers with 20 points, and Patrick Sparks added 10.

The Redbirds scored 20 points in the first half and trailed 25-20 at halftime, but the Hilltoppers came out on fire in the second, taking a commanding 13-point lead before the 'Birds scored their first field goal of the half.

The Redbirds came to within 10 with twelve minutes to play but Western Kentucky answered, going on a seven-point run, leading 44-27 with nine left in the game.

ISU shot 27.6% from the field on the game, including 25% in the second half. They were 16-of-58 from the field.

Western Kentucky 63, ILLINOIS STATE 63
December 15, 2002 • E.A. Diddle Arena

Table with 10 columns: ILLINOIS ST., Min., FG-A, FT-A, O-REB, A, PF, TP. Lists player stats for Alexander, Bojang, Strandmark, Ford, Guidry, Burras, Troc, Greene, Harris, Arnold, Hill, Reid, Gillan, and Totals.

Team Pct.: FG - .276; FT - .667
3-Pt.: 3-17, .176 (Alexander 2-6, Ford 0-1, Guidry 1-7, Greene 0-2, Reid 0-1)
Blocks: 3 (Bojang 1, Strandmark 1, Arnold 1)
Turnovers: 15 (Alexander 2, Strandmark 1, Ford 1, Guidry 1, Burras 2, Troc 2, Greene 3, Arnold 1, Reid 1, Gillan 1)
Steals: 8 (Alexander 1, Bojang 1, Ford 1, Guidry 2, Greene 2, Gillan 1)

Table with 10 columns: Western Ky., Min., FG-A, FT-A, O-REB, A, PF, TP. Lists player stats for Williams, Boyden, Videnov, Wells, Sparks, Halcomb, Winchester, Rumph, Brown, Massiah, Holland, and Totals.

Team Pct.: FG - .511; FT - .786
3-Pt.: 4-10, .400 (Boyden 0-2, Videnov 1-3, Wells 1-2, Sparks 0-1, Rumph 2-2)
Blocks: 9 (Williams 2, Wells 2, Halcomb 5)
Turnovers: 16 (Williams 1, Boyden 1, Videnov 1, Wells 2, Sparks 5, Winchester 3, Rumph 2, Holland 1)
Steals: 9 (Williams 1, Boyden 1, Wells 3, Sparks 3, Halcomb 1)

Officials: Ron Zetcher, Eddie Jackson, Terry Davis
Attendance: 5,130
Halftime Score: Western Kentucky 25, ILLINOIS STATE 20

GAME 7

Redbirds Shut Down Jacksonville for First Win

NORMAL, Ill. – Vince Greene finished with 17 points and a career-high 11 assists as Illinois State got the monkey off its back and earned its first win of the season in convincing fashion 74-50 at Redbird Arena.

Illinois State (1-6) also had Gregg Alexander in double figures with 15 points, including a 3-for-4 performance from beyond the arc. Baboucarr Bojang finished with a game-high eight rebounds, while the 'Birds had three other players score eight points apiece.

The Redbirds were able to get their interior game on the right track outscoring the Dolphins 36-12 in the paint. The Illinois State defense also played exceptionally well keeping Jacksonville without a field goal for over seven minutes in the second half.

Jacksonville (4-6) was led by James Daniels with a game-high 18 points, coming from a career-high tying six three-pointers. Daniels was the only Dolphin in double figures with Kevin Sheppard and Calvin Warner contributing nine points apiece.

Things looked bleak early on as the Redbirds came out flat, connecting on only two of their first 10 shots from the field and falling behind 12-6. However, Greene sparked a 10-2 run with back-to-back jumpers that helped give the 'Birds their first lead of the game at 16-14 with 10:39 remaining before halftime.

Illinois State shot 60 percent (12-for-20) for the remaining 13 minutes of the first half led by 10 points from Alexander, including two three pointers. Greene finished the first half with six assists and the Redbird defense was able to force 10 Jacksonville turnovers.

The second half was all Illinois State as the Redbirds outscored the Dolphins 39-24, including a 26-6 run, and forced nine turnovers.

ILLINOIS STATE 74, Jacksonville 50
December 18, 2002 • Redbird Arena

Table with 10 columns: Jacksonville, Min., FG-A, FT-A, O-REB, A, PF, TP. Lists player stats for Warner, Sheppard, Lewis, Daniels, Robertson, Copeland, Brown, White, Didion, Howard, and Totals.

Team Pct.: FG - .316; FT - .500
3-Pt.: 10-31 (.323, Warner 0-2, Sheppard 1-7, Daniels 6-13, Robertson 0-1, Copeland 2-4, White 0-2, Didion 1-2)
Blocks: 0
Turnovers: 19 (Warner 4, Sheppard 4, Lewis 3, Daniels 1, Robertson 1, Copeland 1, Brown 2, White 1, Didion 1, Team 1)
Steals: 5 (Warner 1, Daniels 1, Robertson 2, Copeland 1)

Table with 10 columns: ILLINOIS STATE, Min., FG-A, FT-A, O-REB, A, PF, TP. Lists player stats for Alexander, Arnold, Strandmark, Ford, Greene, Burras, Troc, Harris, Bojang, Guidry, Hill, Reid, Gillan, and Totals.

Team Pct.: FG - .500; FT - .667
3-Pt.: 6-14, .429 (Alexander 3-4, Greene 3-6, Troc 0-1, Guidry 0-3)
Blocks: 5 (Arnold 1, Strandmark 2, Harris 1, Bojang 1)
Turnovers: 11 (Ford 1, Greene 2, Bojang 2, Guidry 4, Reid 2)
Steals: 9 (Alexander 2, Strandmark 1, Greene 1, Burras 1, Troc 1, Bojang 2, Guidry 1)

Officials: Gerry Pollard, Steven Skiles, Ron Berkholtz
Attendance: 5,121
Halftime Score: ILLINOIS STATE 35, Jacksonville 26





## GAME 8

### Redbirds Fall to Northern Illinois

**NORMAL, Ill.** – Trey Guidry had four three-pointers in the second half and finished with a game-high 19 points, but Illinois State could not overcome a 17-point second half deficit and fell to Northern Illinois, 72-65, in non-conference basketball action at Redbird Arena.

Vince Greene was the only other Redbird to score in double figures with 16 points. Freshman Marcus Arnold finished with nine points and six rebounds, but the Birds committed 18 turnovers and were outrebounded by the Huskies, 38-30.

Freshman Todd Peterson had a career-high 18 points on six three-pointers for Northern Illinois. Former Redbird P.J. Smith scored 16 for the Huskies, including three from beyond the arc. Jay Bates also scored in double figures for NIU with 17 points.

ISU jumped out to an early 7-2 lead sparked by a three-pointer by Greene. However, turnovers hampered the Birds in the first half and the Huskies were able to pull ahead 14-12 on a three-point basket by Anthony Maestranzi with 11:41 remaining before halftime.

The two teams battled back-and-forth for the lead over the game's next seven minutes, but with just over four minutes remaining Todd Peterson hit a three-pointer to spark a 13-4 Huskie run to end the half and give NIU a 31-24 advantage heading into the break. Greene led the Redbirds into the lockerroom with nine first-half points on perfect 3-for-3 shooting from the field, including 2-for-2 from the line.

The Huskies came out firing in the second half outscoring the Birds 13-4 in the first five minutes and keeping Illinois State without a field goal. Peterson hit two three-pointers to pace the NIU run. Greene hit a jumper from the left baseline to give the Redbirds their first field goal and bring ISU to within 14 points, 44-30, with 14:34 remaining in the game.

### Northern Illinois 72, ILLINOIS STATE 65

December 21, 2002 • Redbird Arena

Northern Illinois	Min.	FG-A	FT-A	O-REB	A	PF	TP
Smallwood, f	34	2-11	1-4	6-12	2	3	5
Staten, f	6	0-3	0-0	1-1	0	0	0
Morrison, c	9	1-3	1-2	0-0	0	2	3
Bates, g	29	3-5	10-12	1-3	1	3	17
Smith, g	37	5-11	3-4	1-3	2	3	16
Thompson	2	0-0	0-0	0-0	0	0	0
Maestranzi	11	1-2	0-0	1-2	2	1	3
McElroy	22	1-1	1-3	2-7	3	2	3
Sanders	15	2-5	3-6	3-4	0	4	7
Sewasciuk	1	0-0	0-0	0-0	0	0	0
Peterson	34	6-10	0-0	0-4	1	2	18
<b>Totals</b>	<b>200</b>	<b>21-51</b>	<b>19-31</b>	<b>16-38</b>	<b>11</b>	<b>20</b>	<b>72</b>

Team Pct.: FG – .412; FT – .613

3-Pt.: 11-20, .550 (Bates 1-1, Smith 3-7, Maestranzi 1-2, Peterson 6-10)

Blocks: 1 (Smallwood 1)

Turnovers: 17 (Smallwood 3, Staten 1, Bates 3, Smith 3, Maestranzi 2, McElroy 1, Sanders 1, Sewasciuk 1, Peterson 1, Team 1)

Steals: 8 (Smallwood 3, Staten 1, Bates 1, Smith 1, McElroy 2)

ILLINOIS STATE	Min.	FG-A	FT-A	O-REB	A	PF	TP
Alexander, f	35	1-10	2-2	0-0	2	5	4
Bojang, f	14	0-0	2-4	2-5	0	5	2
Strandmark, c	29	1-2	3-4	1-6	0	4	5
Ford, g	13	2-4	0-0	2-2	0	1	4
Greene, g	34	5-9	4-4	0-1	1	3	16
Burras	15	1-1	0-0	3-6	0	3	2
Troc	13	1-5	1-2	0-0	1	1	4
Arnold	22	4-7	1-3	3-5	1	3	9
Guidry	25	7-15	0-0	0-2	1	2	19
Gillan	0+	0-0	0-0	0-0	0	0	0
<b>Totals</b>	<b>200</b>	<b>22-53</b>	<b>13-30</b>	<b>13-30</b>	<b>6</b>	<b>27</b>	<b>65</b>

Team Pct.: FG – .415; FT – .684

3-Pt.: 8-22, .364 (Alexander 0-6, Greene 2-6, Troc 1-1, Guidry 5-9)

Blocks: 5 (Alexander 1, Bojang 1, Strandmark 1, Arnold, Guidry 1)

Turnovers: 18 (Alexander 1, Bojang 3, Strandmark 2, Ford 2, Greene 3, Troc 3, Arnold 2, Guidry 1, Gillan 1)

Steals: 10 (Strandmark 3, Ford 1, Greene 4, Burras 2)

Officials: J.D. Collins, Frank Spencer, Greg Webb

Attendance: 4,641

Halftime Score: Northern Illinois 31, ILLINOIS STATE 24

## GAME 9

### ISU Suffers Worst Defeat at Redbird Arena

**NORMAL, Ill.** – Vince Greene and Marcus Arnold each scored 14 points, but Illinois State suffered its worst defeat ever in Redbird Arena falling 76-48 to Southwest Missouri State in the Missouri Valley Conference opener for both teams.

Illinois State (1-8, 0-1 MVC) shot only 37 percent (15-of-41) from the field in the game and Greene and Arnold were the only two Redbirds in double figures. The Birds were outrebounded 33-18 and committed 18 turnovers.

SMS (4-5, 1-0 MVC) made 28 of its 47 shot attempts (60 percent) and was able to score 27 points off of Redbird turnovers. Terrance McGee led the Bears with 17 points and five assists, while Merrill Andrews contributed 13 points. Nine different players on the SMS roster scored at least three points in the game.

SMS opened the game with eight unanswered points, including two three-pointers by McGee. Greene got the Redbirds on the scoreboard with a trey at the 16:33 mark, but the Bears continued to put up the points outscoring ISU 21-7 in the game's first ten minutes.

Rebert Harris came off the bench and hit a jumper with 6:08 remaining in the first half to spark a 5-0 run for the Birds, but ISU could only manage free throws the rest of the way and went into halftime down, 38-18, following a 3-point bucket by Jason Gilbert as time expired.

The Redbird offense came alive in the second half scoring 10 points in the first three minutes, including six points by Arnold. However, the Birds could not keep the points coming and SMS went on a 10-1 run over next five minutes to give the Bears their largest lead of the game at 23 points, 52-29.

The Bears were able to extend their lead to over 30 points during the remainder of the game before sealing the 28-point victory.

### SMS 76, ILLINOIS STATE 48

December 29, 2002 • Redbird Arena

SMS	Min.	FG-A	FT-A	O-REB	A	PF	TP
Randle, f	25	3-6	2-4	1-2	1	4	8
Easley, f	27	4-5	0-0	3-10	1	0	8
Maclin, c	18	2-4	2-4	3-6	0	5	6
Andrews, g	34	4-6	5-5	0-2	4	1	13
McGee, g	25	6-9	2-2	1-2	5	2	17
Colwell	18	3-6	2-2	1-2	0	5	8
Gilbert	7	1-3	0-0	0-0	1	0	3
Johnson	3	0-1	0-0	0-0	0	0	0
Smith	11	0-0	0-0	0-3	0	2	0
Fisher	13	2-2	0-0	0-0	0	1	5
Walk	19	3-5	2-2	2-4	1	4	8
<b>Totals</b>	<b>200</b>	<b>28-47</b>	<b>15-19</b>	<b>13-33</b>	<b>13</b>	<b>24</b>	<b>76</b>

Team Pct.: FG – .596; FT – .789

3-Pt.: 5-8, .625 (McGee 3-4, Gilbert 1-2, Johnson 0-1, Fisher 1-1)

Blocks: 3 (Randle 1, Easley 1, Smith 1)

Turnovers: 15 (Randle 3, Maclin 4, Andrews 2, Colwell 2, Gilbert 1, Fisher 2, Walk 1)

Steals: 8 (Easley 3, Andrews 3, McGee 1, Fisher 1)

ILLINOIS STATE	Min.	FG-A	FT-A	O-REB	A	PF	TP
Alexander, f	22	0-3	0-0	0-0	0	1	0
Arnold, f	23	4-6	6-9	2-3	0	4	14
Bojang, c	25	2-4	5-6	1-1	0	0	9
Greene, g	23	5-6	2-2	0-0	1	1	14
Guidry, g	28	1-6	0-0	0-1	0	3	3
Burras	21	0-1	2-6	0-4	1	2	2
Ford	19	0-5	0-0	2-3	1	2	0
Strandmark	10	2-4	0-0	2-3	0	2	4
Troc	9	0-1	0-0	1-1	0	1	0
Harris	9	1-5	0-0	0-0	0	0	2
Hill	3	0-0	0-0	0-0	0	0	0
Reid	5	0-0	0-0	0-0	0	2	0
Gillan	3	0-0	0-0	0-0	0	0	0
<b>Totals</b>	<b>200</b>	<b>15-41</b>	<b>15-23</b>	<b>10-18</b>	<b>3</b>	<b>18</b>	<b>48</b>

Team Pct.: FG – .366; FT – .652

3-Pt.: 3-7, .429 (Alexander 0-1, Greene 2-2, Guidry 1-3, Harris 0-1)

Blocks: 4 (Bojang 2, Harris 1, Hill 1)

Turnovers: 18 (Alexander 1, Arnold 1, Bojang 3, Greene 5, Guidry 1, Burras 1, Strandmark 2, Harris 4)

Steals: 6 (Bojang 2, Greene 1, Guidry 1, Troc 1, Harris 1)

Officials: John Higgins, Steve Morris, Bob Staffen

Attendance: 5,042

Halftime Score: SMS 38, ILLINOIS STATE 18

## GAME 10

### Solid Redbird Effort in 74-65 Loss at SIU

**CARBONDALE, Ill.** – Despite a five-point halftime lead and double-digit scoring by four Redbird players, including 18 points by Gregg Alexander, Illinois State fell to Southern Illinois, 74-65 in Missouri Valley Conference basketball action Saturday afternoon at SIU Arena.

ISU (1-9, 0-2) started the game strong and took the lead, 27-25, in the first half after two free throws by Alexander at the 3:42 mark. A jumper by Trey Guidry helped secure a lead by ISU but the Salukis (7-3, 2-0) came to within one after a trey by Brad Korn. A free throw by Marcus Arnold and jumpers by Arnold and Alexander to close out the half kept the Birds ahead, 39-34.

ISU led by as many as nine with 15 minutes to play in the game despite foul trouble on Alexander who was the offensive spark for ISU in the first.

Ahead 52-48 with 11:47 remaining, ISU began to fade after a jumper by Korn and a dunk by Stetson Hairston tied the game. With Alexander on the bench, SIU went on a 26-10 run which proved to be the difference in the game as the Salukis held the lead through the final minutes.

Arnold chipped in 15 points while Baboucar Bojang added 12. Guidry had 11 while Southern Illinois was led by 19 from Kent Williams.

### Southern Illinois 74, ILLINOIS STATE 65

January 4, 2003 • SIU Arena

ILLINOIS STATE	Min.	FG-A	FT-A	O-REB	A	PF	TP
Arnold, f	36	7-11	1-1	1-4	0	5	15
Bojang, f	32	3-6	6-8	3-7	1	4	12
Ford, g	31	1-3	0-0	1-8	2	2	2
Greene, g	39	3-8	0-1	0-1	4	2	7
Guidry, g	24	3-9	3-4	0-1	4	4	11
Alexander	26	7-16	2-2	2-3	1	4	18
Strandmark	10	0-0	0-0	0-1	0	1	0
Troc	2	0-1	0-0	0-0	0	1	0
<b>Totals</b>	<b>200</b>	<b>24-54</b>	<b>12-16</b>	<b>9-31</b>	<b>12</b>	<b>23</b>	<b>65</b>

Team Pct.: FG – .444; FT – .750

3-Pt.: 5-13, .385 (Greene 1-2, Guidry 2-2, Alexander 2-8, Troc 0-1)

Blocks: 2 (Arnold 1, Strandmark 1)

Turnovers: 13 (Arnold 1, Bojang 2, Greene 4, Guidry 5, Alexander 1)

Steals: 4 (Ford 3, Greene 1)

S. Illinois	Min.	FG-A	FT-A	O-REB	A	PF	TP
Willis, f	18	0-3	2-2	0-0	0	2	2
Dearman, f	29	5-11	3-5	4-10	2	3	13
Brooks, g	33	3-9	5-6	1-4	4	3	11
Hairston, g	31	2-8	3-4	5-8	3	2	7
Williams, g	35	6-11	7-9	0-3	2	2	19
Schoen	4	0-0	1-2	0-0	0	1	1
Korn	14	3-3	0-0	1-1	0	4	8
Turner	18	2-2	0-0	1-3	1	1	6
Warren	18	3-5	1-2	0-5	1	2	7
<b>Totals</b>	<b>200</b>	<b>24-52</b>	<b>22-30</b>	<b>12-36</b>	<b>13</b>	<b>20</b>	<b>74</b>

Team Pct.: FG – .462; FT – .733

3-Pt.: 4-8, .500 (Brooks 0-1, Hairston 0-2, Williams 0-1, Korn 2-2, Turner 2-2)

Blocks: 6 (Dearman 1, Brooks 1, Hairston 1, Williams 1, Warren 2)

Turnovers: 11 (Dearman 1, Brooks 4, Hairston 4, Williams 1, Warren 1)

Steals: 8 (Brooks 2, Hairston 2, Williams 2, Turner 1, Warren 1)

Officials: David Warfel, Gerry Pollard, Mark McMullen

Attendance: 7,014

Halftime Score: ILLINOIS STATE 39, Southern Illinois 34



## GAME 11

### Northern Iowa Edges the Redbirds, 66-64

**CEDAR FALLS, Iowa** – Marcus Arnold scored a career-high 19 points and Gregg Alexander chipped in 12 to pace Illinois State but it was not enough as the men's basketball team fell to 1-10 overall, 0-3 in the Missouri Valley Conference on Tuesday after a two-point loss to Northern Iowa, 66-64, in Cedar Falls, Iowa.

Leading by one point with 1:10 to play, the Redbirds let the game slip from their grasp as Ryan Paulsen of UNI hit a three pointer with :42 seconds remaining. A missed trey by Alexander and a foul by Dana Ford put Ben Jacobson at the line in the final seconds. He connected on both free throws as the Panthers (4-7, 1-2) handed ISU their fourth consecutive loss. Vince Greene hit a shot to pull within two with :16 seconds left, but that was as close as the 'Birds got.

Illinois State led 31-29 at the half off of hot shooting from Alexander, who scored eight points in the first twenty minutes, and Kevin Troc who added seven. It was the second game in a row that the 'Birds led at halftime and faltered in the second period, resulting in a loss.

Northern Iowa shot 58 percent from the field in the second half, sparked by 17 points from Jacobsen. Paulsen added 14 for the Panthers while Chris Foster tossed in 11.

### Northern Iowa 66, ILLINOIS STATE 64

January 7, 2003 • UNI-Dome

ILLINOIS STATE	Min.	FG-A	FT-A	O-REB	A	PF	TP
Alexander, f	36	3-8	4-4	2-5	2	0	12
Bojang, f	27	4-6	0-0	2-5	0	5	8
Arnold, c	31	9-18	1-2	2-3	2	2	19
Ford, g	31	4-5	0-0	0-5	3	3	9
Greene, g	20	1-2	0-0	0-3	3	2	2
Burras	4	0-1	0-0	0-1	0	1	0
Strandmark	17	3-5	1-2	3-4	0	0	7
Troc	23	2-7	3-3	0-3	1	1	7
Guidry	11	0-2	0-0	0-2	0	1	0
<b>Totals</b>	<b>200</b>	<b>26-54</b>	<b>9-11</b>	<b>9-33</b>	<b>11</b>	<b>15</b>	<b>64</b>

**Team Pct.:** FG – .481; FT – .818

**3-Pt.:** 3-7, .429 (Alexander 2-3, Ford 1-1, Burras 0-1, Troc 0-2)

**Blocks:** 1 (Ford 1)

**Turnovers:** 14 (Alexander 2, Ford 2, Greene 4, Bojang 1, Strandmark 1, Troc 2, Guidry 2)

**Steals:** 5 (Alexander 3, Ford 1, Bojang 1)

Northern Iowa	Min.	FG-A	FT-A	O-REB	A	PF	TP
Little, f	20	1-3	0-0	1-1	0	1	2
Schneiderman, f	34	3-8	0-0	2-6	2	2	8
Gruber, c	31	4-7	0-0	2-10	1	1	8
B. Jacobson, g	37	6-13	4-7	0-1	2	2	17
Foster, g	29	4-8	1-2	1-2	8	0	11
Paulsen	22	5-9	0-0	0-3	1	3	14
Schmit	11	1-1	2-2	0-0	1	1	4
A. Jacobson	1	0-0	0-0	0-0	0	0	0
Godfread	15	1-4	0-0	0-2	0	1	2
<b>Totals</b>	<b>200</b>	<b>25-53</b>	<b>7-11</b>	<b>7-28</b>	<b>15</b>	<b>11</b>	<b>66</b>

**Team Pct.:** FG – .472; FT – .636

**3-Pt.:** 9-21, .429 (Little 0-2, B. Jacobson 1-3, Foster 2-3, Schneiderman 2-4, Paulsen 4-8, Godfread 0-1)

**Blocks:** 2 (Godfread 2)

**Turnovers:** 12 (Little 1, B. Jacobson 1, Foster 3, Gruber 4, Schneiderman 2, Paulsen 1)

**Steals:** 6 (Little 1, Foster 1, Gruber 2, Schneiderman 2)

**Officials:** Ron Zetcher, Joe Ponsetto, Dave Draucker

**Attendance:** 2,122

**Halftime Score:** ILLINOIS STATE 31, Northern Iowa 29

## GAME 12

### ISU Falls to No. 16 Creighton, 74-55

**NORMAL, Ill.** – Despite trailing by only a seven-point deficit at halftime, Illinois State could not get it done in the second half as No. 16 Creighton pulled away and defeated the Redbirds, 74-55, at Saturday at Redbird Arena.

Creighton, 13-1, 4-0 MVC, had only two players score in double figures with Michael Lindeman turning in 19 and Kyle Korver contributing 17. Tyler McKinney dished out seven assists for the 'Jays to go along with his five points. Creighton shot 60 percent from the field in the game on 30-for-50 shooting, including 7-for-18 from beyond the arc.

Illinois State, 1-11, 0-4 MVC, was led by Vince Greene with 17 points and seven assists, including 12 second-half tallies. Gregg Alexander and Marcus Arnold also turned in 13 points apiece for the Redbirds, and Arnold led the team on the boards with a game-high tying six rebounds.

Creighton jumped out to an early 6-0 lead hitting three jumpers on their first three possessions, but the Redbirds answered with a lay-up by Bojang that sparked an 10-2 run by Illinois State, giving the 'Birds their first lead of the game 10-8 with 12:46 remaining before the half.

Shortly after Korver hit his first field goal of the game, a three-pointer near the top of the key, to give Creighton back the lead, 11-10, Arnold scored seven of the next 10 Redbird points to keep the game close with just over six minutes remaining. However, Korver was able to hit two treys down the stretch that helped give Creighton a nine-point advantage, 31-22, three minutes before the break. The 'Birds got a big boost heading into the locker room when Alexander hit a half-court bank shot at the buzzer to keep the Bluejay lead in single digits, 37-30.

### #16 Creighton 76, ILLINOIS STATE 57

January 11, 2003 • Redbird Arena

Creighton	Min.	FG-A	FT-A	O-REB	A	PF	TP
Lindeman, f	30	8-11	1-1	1-2	2	1	19
Korver, f	33	5-6	3-5	1-4	3	4	17
Deren, f	22	4-6	0-3	1-6	1	1	8
House, g	21	4-8	1-2	1-2	0	2	9
McKinney, g	29	2-6	0-0	0-4	7	0	5
Sims	0+	0-0	0-0	0-0	0	0	0
Bowden	19	1-2	2-2	0-2	2	0	4
Funk	11	0-2	0-0	0-1	2	2	0
Miliner	11	0-2	0-0	0-0	1	0	0
Dabbert	15	3-4	2-3	1-3	1	2	8
Grimes	9	3-3	0-0	2-4	0	1	6
<b>Totals</b>	<b>200</b>	<b>30-50</b>	<b>9-16</b>	<b>7-28</b>	<b>19</b>	<b>13</b>	<b>76</b>

**Team Pct.:** FG – .600; FT – .563

**3-Pt.:** 7-18, .389 (Lindeman 2-4, Korver 4-5, House 0-2, McKinney 1-3, Bowden 0-1, Funk 0-1, Miliner 0-2)

**Blocks:** 3 (Korver 1, Deren 1, Dabbert 1)

**Turnovers:** 13 (Korver 2, Deren 3, House 2, McKinney 2, Bowden 1, Dabbert 1, Grimes 2)

**Steals:** 8 (Lindeman 2, Korver 1, Deren 1, House 1, McKinney 1, Funk 1, Dabbert 1)

ILLINOIS STATE	Min.	FG-A	FT-A	O-REB	A	PF	TP
Alexander, f	35	4-9	3-3	0-2	0	2	13
Arnold, f	30	5-11	3-3	1-6	0	4	13
Bojang, f	27	4-10	1-1	2-3	1	2	9
Ford, g	22	1-5	0-0	1-2	0	3	2
Greene, g	36	5-5	4-5	0-3	7	3	17
Burras	8	1-3	0-0	1-1	0	3	3
Strandmark	14	0-2	0-0	0-5	1	2	0
Troc	9	0-0	0-0	0-0	0	0	0
Guidry	19	0-4	0-0	0-1	1	0	0
<b>Totals</b>	<b>200</b>	<b>20-49</b>	<b>11-12</b>	<b>8-26</b>	<b>10</b>	<b>19</b>	<b>57</b>

**Team Pct.:** FG – .408; FT – .917

**3-Pt.:** 6-12, .500 (Alexander 2-5, Greene 3-3, Burras 1-1, Guidry 0-3)

**Blocks:** 1 (Bojang 1)

**Turnovers:** 18 (Alexander 4, Arnold 1, Bojang 1, Ford 4, Greene 2, Burras 2, Strandmark 1, Troc 1, Guidry 2)

**Steals:** 6 (Alexander 1, Bojang 1, Greene 4)

**Officials:** Ron Berkholtz, Brad Fowler, Dave Draucker

**Attendance:** 5,913

**Halftime Score:** Creighton 37, ILLINOIS STATE 30

## GAME 13

### SMS Defense Stifles Illinois State

**SPRINGFIELD, Mo.** – Vince Greene and Trey Guidry combined for 29 Illinois State points but the SMS defense was too much for the Redbirds, who committed 22 turnovers in the game, as the Bears handed the Redbirds their fifth Missouri Valley Conference loss, twelfth of the season, in league basketball action Wednesday night at the Hammons Center.

The Redbirds (1-12, 0-5) shot 31 percent from the field and was outrebounded 41-31, 17 of which were offensive for the Bears.

Illinois State was held without a field goal until the 11:42 mark of the first half, when Guidry connected for a three-point basket. With SMS up 9-5, the lead continued to weigh on the home side after Kellen Easley hit a trey and jumper. Up by 11 with 4:39 to play before the break, foul trouble loomed for the 'Birds and free throws were the difference. Five free throws in the final four minutes of the half helped SMS to a 13-point halftime lead, 28-15.

Illinois State never pulled to within 10 points in the second half and a foul on Marcus Arnold and Robert Harris in the first two minutes of play put Terrance McGee at the line. He hit both free throws and SMS remained on top, 30-19, with 17:31 on the clock.

The closest the Redbirds got in the final minutes was within 12 with 3:52 to play after a made free throw by Gregg Alexander. Tamarr Maclin made sure the 'Birds got no closer than that, however, hitting two free throws of his own twenty seconds later. SMS didn't hit a field goal from the 7:36 mark on, but was 10-of-14 at the free throw line through those final minutes til the buzzer.

SMS improves to 7-6, 4-1 in the Valley and was led by 15 points from McGee, who also pulled down nine boards. Easley also contributed 14 points while Maclin had seven rebounds.

### SMS 60, ILLINOIS STATE 46

January 15, 2003 • Hammons Center

ILLINOIS STATE	Min.	FG-A	FT-A	O-REB	A	PF	TP
Alexander, f	37	1-10	3-4	2-5	0	2	5
Arnold, f	17	1-2	2-2	0-1	0	5	4
Bojang, c	28	1-2	2-4	1-8	0	5	4
Ford, g	6	0-0	0-0	0-0	0	0	0
Greene, g	33	3-9	5-7	1-7	1	3	13
Burras	18	0-4	0-0	0-1	1	3	0
Strandmark	11	0-1	0-0	0-0	0	1	0
Harris	14	1-3	0-0	0-0	1	4	2
Guidry	30	6-11	1-2	0-1	2	2	16
Reid	6	0-0	2-2	1-3	0	3	2
<b>Totals</b>	<b>200</b>	<b>13-42</b>	<b>15-21</b>	<b>8-31</b>	<b>5</b>	<b>28</b>	<b>46</b>

**Team Pct.:** FG – .310; FT – .714

**3-Pt.:** 5-15, .333 (Alexander 0-4, Greene 2-4, Harris 0-1, Guidry 3-6)

**Blocks:** 2 (Arnold 1, Burras 1)

**Turnovers:** 22 (Alexander 2, Arnold 1, Bojang 3, Ford 3, Greene 4, Burras 3, Harris 3, Guidry 2, Team 1)

**Steals:** 6 (Alexander 3, Greene 2, Burras 1)

SMS	Min.	FG-A	FT-A	O-REB	A	PF	TP
Maclin, f	20	0-3	4-8	5-7	2	4	4
Easley, f	35	6-12	1-2	3-4	0	2	14
Randle, c	25	3-5	0-0	2-4	0	4	6
Andrews, g	29	2-8	3-4	2-4	1	2	7
McGee, g	34	2-10	11-15	0-9	6	4	15
Colwell	25	1-5	3-4	2-5	1	1	5
Johnson	3	0-1	0-0	0-0	0	1	0
Smith	10	2-4	0-0	0-0	0	3	4
Fisher	18	2-2	0-1	1-4	2	1	5
Walk	1	0-0	0-0	0-0	0	0	0
<b>Totals</b>	<b>200</b>	<b>18-50</b>	<b>22-34</b>	<b>17-41</b>	<b>12</b>	<b>22</b>	<b>60</b>

**Team Pct.:** FG – .360; FT – .647

**3-Pt.:** 2-7, .286 (Easley 1-2, McGee 0-3, Johnson 0-1, Fisher 1-1)

**Blocks:** 5 (Maclin 1, Randle 3, Colwell 1)

**Turnovers:** 15 (Maclin 3, Easley 1, Randle 2, Andrews 3, McGee 5, Smith 1)

**Steals:** 14 (Easley 5, Randle 2, Andrews 2, McGee 1, Colwell 2, Johnson 1, Fisher 1)

**Officials:** Winston Stith, Paul Kaster, Warren Evans

**Attendance:** 5,232

**Halftime Score:** SMS 28, Illinois State 15





## GAME 14

### Wichita State Edges Illinois State 69-66

**NORMAL, Ill.** – Trey Guidry scored all of his team-high 15 points in the second half but his final shot rimmed out with 3.4 seconds left on the clock to shatter Illinois State's hopes to end its seven-game losing streak as Wichita State beat the Redbirds, 69-66, in Missouri Valley Conference action Saturday.

The Redbirds, 1-13, 0-6 in the Valley, had five players in double figures led by Guidry's 15. Vince Greene added 14, Baboucarr Bojang had 12, Gregg Alexander scored 11 and Marcus Arnold had 10.

Wichita State, 9-5, 4-1 in the Valley, got 20 points from Jamar Howard. Rob Kampman hit all five of his first-half shots including three three-pointers on the way to a 17-point performance for WSU, which shot 51 percent from the field vs. Illinois State's 42 percent. The Birds had a 34-30 advantage on the boards led by Bojang's nine.

WSU had a 30-28 halftime lead thanks to Kampman's 13 points. A pair of Burns three-pointers helped WSU open a 41-37 lead in the first five minutes of the second half, but a Bojang jumper, Guidry's first basket of the game—a three-pointer—and Greene's steal and layup put the Birds on top 44-41 with 13:07 left. Miller, Randy Burns and Howard scored in succession to put the Shockers back on top by three, 47-44 at the 12:01 mark.

With Guidry hitting a pair of free throws and a three-pointer and Gregg Alexander hitting two free throws and a long two-pointer, ISU scored the next nine points to take a 53-47 lead into the final eight minutes. Another Kampman shot at the six-minute mark put the Shockers within one at 55. Howard hit a three-pointer on WSU's next drive to improve the Shocker's score to 58. Greene answered with a three-point shot of his own to put the Redbirds ahead once again, 59-58. Guidry brought the crowd of 5,970 to its feet once again with another three-point bucket at the 1:45 mark to put the 'Birds at 64-62.

Aaron Hogg answered with a three for WSU—his only basket in eight tries in the game. Guidry's driving shot with 1:18 left put the Birds back on top 66-65, but Miller scored off a set play to put the Shockers ahead to stay.

### Wichita State 69, ILLINOIS STATE 66

January 18, 2003 • Redbird Arena

Wichita State	Min.	FG-A	FT-A	O-REB	A	PF	TP
Howard, f	33	7-8	4-8	0-3	3	3	20
Kampman, f	28	7-9	0-0	0-2	0	2	17
Miller, c	30	6-11	0-0	3-9	0	2	12
Hogg, g	21	1-8	0-0	1-4	2	3	3
Steven, g	23	0-2	0-0	0-1	3	1	0
Burns	30	2-5	7-12	0-7	3	2	13
Wise	19	0-2	0-0	0-1	0	1	0
Clark	16	1-2	2-2	1-2	0	3	4
<b>Totals</b>	<b>200</b>	<b>24-47</b>	<b>13-22</b>	<b>6-30</b>	<b>11</b>	<b>17</b>	<b>69</b>

**Team Pct.:** FG – .511; FT – .591  
**3-Pt.:** 8-16, .500 (Howard 2-2, Kampman 3-4, Hogg 1-5, Steven 0-1, Burns 2-3, Wise 0-1)  
**Blocks:** 4 (Kampman 2, Miller 1, Wise 1)  
**Turnovers:** 12 (Howard 2, Kampman 2, Miller 2, Hogg 2, Steven 1, Burns 2, Clark 1)  
**Steals:** 5 (Miller 1, Hogg 2, Steven 1, Burns 1)

ILLINOIS STATE	Min.	FG-A	FT-A	O-REB	A	PF	TP
Burras, f	7	0-0	0-0	1-2	1	0	0
Arnold, f	30	3-11	4-5	4-6	3	2	10
Bojang, c	38	6-12	0-0	4-9	1	4	12
Alexander, g	36	4-11	2-2	0-2	4	1	11
Greene, g	40	5-8	1-2	0-3	3	1	14
Ford	19	2-3	0-0	2-4	1	4	4
Strandmark	8	0-1	0-0	1-2	0	2	0
Troc	7	0-1	0-0	1-2	0	1	0
Guidry	15	5-13	2-3	0-1	0	1	15
<b>Totals</b>	<b>200</b>	<b>25-60</b>	<b>9-12</b>	<b>14-34</b>	<b>13</b>	<b>17</b>	<b>66</b>

**Team Pct.:** FG – .417; FT – .750  
**3-Pt.:** 7-16, .438 (Alexander 1-6, Greene 3-4, Guidry 3-6)  
**Blocks:** 3 (Arnold 2, Strandmark 1)  
**Turnovers:** 12 (Arnold 3, Bojang 3, Greene 1, Ford 1, Strandmark 1, Troc 2, Guidry 1)  
**Steals:** 8 (Bojang 2, Alexander 1, Greene 4, Ford 1)  
**Officials:** Glenn Mayborg, Scott Fruehling, Don Day  
**Attendance:** 5,970  
**Technical Fouls:** Wichita State – Howard; ILLINOIS STATE – bench.  
**Halftime Score:** Wichita State 30, ILLINOIS STATE 28

## GAME 15

### Redbirds Score Season-High Point Total in Loss at #9 Creighton

**OMAHA, Neb.** – Illinois State scored a season-high 82 points at No.9 Creighton, which also was the most points scored on the Bluejays all year, but the nationally-ranked Missouri Valley Conference leader dropped 95 of its own on the Redbirds as ISU fell in Valley action, 95-82, Sunday in Omaha.

Trey Guidry led the Redbirds with 21 points. He shot 8-of-10 from the field and was 5-of-7 from the three-point mark. Baboucarr Bojang added a season-high 18 points for Illinois State while Chris Burras came off the bench for the 'Birds to score a career-high nine points while pulling down four boards.

Creighton was led by Larry House who notched 23 points. Kyle Korver added 17 for the Bluejays while Joe Dabbert had 11 and Mike Grimes had 10.

With 15:41 to go in the first half, Illinois State pulled to within two off a trey by Greene. But Creighton answered with nine-straight points and a 12-point lead, 22-10. The Redbirds fought back again, however, and was down by four after Gregg Alexander hit a trey of his own, but Creighton couldn't be stopped offensively. Consecutive jumpers by Grimes and Michael Lindeman showcased the Bluejays as they took a 53-40 halftime lead.

Creighton led by as many as 23 with 10:38 to go in the second half before Burras hit a couple of free throws to pull ISU to within 18, 75-51 with 10 minutes to play. A 16-point deficit with 3:20 remaining was closer for ISU, who ended the game only down by 13, 95-82.

The Redbirds shot 53.6% in the game but committed 20 turnovers. Creighton took advantages of Illinois State's mistakes, scoring 31 points off turnovers.

### #9 Creighton 95, ILLINOIS STATE 82

January 20, 2003 • Omaha Civic Auditorium

ILLINOIS STATE	Min.	FG-A	FT-A	O-REB	A	PF	TP
Alexander, f	30	2-5	3-3	0-3	0	0	9
Arnold, f	23	5-9	2-2	0-1	0	5	12
Bojang, c	29	8-12	2-2	4-6	1	3	18
Greene, g	38	6-10	0-0	0-3	8	3	13
Guidry, g	33	8-10	0-0	0-1	0	2	21
Burras	14	1-5	7-8	1-4	1	4	9
Ford	18	0-3	0-0	3-5	3	3	0
Strandmark	7	0-1	0-0	0-0	0	0	0
Troc	2	0-0	0-0	0-0	0	0	0
Harris	2	0-1	0-2	1-1	0	0	0
Reid	4	0-0	0-0	0-0	1	1	0
<b>Totals</b>	<b>200</b>	<b>30-56</b>	<b>14-17</b>	<b>10-29</b>	<b>14</b>	<b>21</b>	<b>82</b>

**Team Pct.:** FG – .536; FT – .824  
**3-Pt.:** 8-13, .615 (Alexander 2-3, Greene 1-3, Guidry 5-7)  
**Blocks:** 0  
**Turnovers:** 20 (Alexander 4, Arnold 1, Bojang 1, Greene 3, Guidry 6, Burras 1, Ford 2, Strandmark 2)  
**Steals:** 7 (Alexander 2, Greene 3, Burras 2)

#9 Creighton	Min.	FG-A	FT-A	O-REB	A	PF	TP
Lindeman, f	23	3-5	0-0	1-2	3	0	7
Korver, f	31	4-8	7-7	0-2	3	2	17
Deren, c	13	1-3	1-2	2-2	2	3	3
House, g	21	8-12	6-7	4-8	0	1	23
McKinney, g	18	2-6	0-0	0-2	5	0	5
Sims	3	0-1	0-0	0-0	0	0	0
Bowden	23	4-7	0-1	0-1	1	4	9
Funk	22	2-6	0-0	0-2	4	0	5
Miliner	11	2-4	0-2	2-3	0	0	5
Dabbert	18	3-4	5-6	2-2	0	4	11
Bresnahan	1	0-0	0-0	0-1	0	0	0
Grimes	16	4-5	2-4	2-5	0	3	10
<b>Totals</b>	<b>200</b>	<b>33-61</b>	<b>21-29</b>	<b>14-31</b>	<b>18</b>	<b>17</b>	<b>95</b>

**Team Pct.:** FG – .541; FT – .724  
**3-Pt.:** 8-21, .381 (Lindeman 1-2, Korver 2-5, House 1-1, McKinney 1-5, Bowden 1-3, Funk 1-3, Miliner 1-2)  
**Blocks:** 3 (Korver 1, Dabbert 1, Grimes 1)  
**Turnovers:** 13 (Lindeman 2, Korver 3, Deren 3, McKinney 2, Bowden 2, Funk 1)  
**Steals:** 13 (Lindeman 2, Korver 2, House 2, McKinney 2, Bowden 1, Miliner 1, Dabbert 3)

**Officials:** Steven Skiles, Frank Spencer, Tim Hutchinson  
**Attendance:** 8,729  
**Halftime Score:** Creighton 53, ILLINOIS STATE 40

## GAME 16

### ISU Falls to Evansville Despite Strong Start

**EVANSVILLE, Ind.** – Trey Guidry led all scorers with 27 points, including 21 in the first half, but Illinois State could not sustain its strong first-half play and dropped its eighth consecutive Missouri Valley Conference game to Evansville, 85-74.

Illinois State, 1-15, 0-8 MVC, had a 41-33 halftime advantage and shot 52 percent from the field in the first frame. The Redbirds were outscored 51-33 and could only manage 31 percent shooting from the field after the break. Vince Greene finished with 14 points, while Marcus Arnold contributed 11 points. Baboucarr Bojang also finished with nine points and a team-high seven rebounds.

Evansville, 7-9, 3-4 MVC, found most of its offense in the lane outscoring the 'Birds 46-22 in the paint. Ian Hanavan led the Aces with 23 points and eight rebounds, while Clint Cuffle turned in 21 points and eight boards. Evansville shot 64 percent from the field in the second half and made only four three-pointers in the game.

### Evansville 85, ILLINOIS STATE 74

January 25, 2003 • Roberts Stadium

ILLINOIS STATE	Min.	FG-A	FT-A	O-REB	A	PF	TP
Alexander, f	32	3-9	0-0	0-0	4	4	8
Arnold, f	26	5-10	1-3	2-4	0	5	11
Bojang, c	34	3-8	3-4	3-7	0	4	9
Greene, g	38	6-12	0-1	2-6	4	4	14
Guidry, g	38	7-21	8-9	0-2	3	2	27
Burras	8	1-1	0-0	1-1	0	2	2
Ford	10	0-1	0-0	0-1	0	2	0
Strandmark	12	1-2	1-2	3-5	0	2	3
Troc	2	0-0	0-0	0-0	0	0	0
<b>Totals</b>	<b>200</b>	<b>26-64</b>	<b>13-19</b>	<b>15-31</b>	<b>11</b>	<b>25</b>	<b>74</b>

**Team Pct.:** FG – .406; FT – .684  
**3-Pt.:** 9-24 (Guidry 5-14, Alexander 2-5, Greene 2-5)  
**Blocks:** 2 (Ford 2)  
**Turnovers:** 15 (Bojang 1, Guidry 2, Arnold 2, Alexander 3, Greene 4, Ford 1, Strandmark 1, Troc 1)  
**Steals:** 13 (Bojang 1, Arnold 2, Alexander 1, Greene 7, Ford 1, Strandmark 1)

Evansville	Min.	FG-A	FT-A	O-REB	A	PF	TP
Cuffle, f	35	7-13	6-6	3-8	3	1	21
Hanavan, f	31	9-11	5-7	2-8	1	3	23
Lytle, c	31	6-11	2-6	4-4	0	4	14
Burton, g	26	1-3	0-0	0-4	6	1	3
Wagner, g	36	2-6	5-8	0-4	3	1	9
Lee	8	0-0	0-0	0-0	2	3	0
Long	4	0-0	0-0	0-1	2	0	0
Watson	4	0-1	0-0	1-1	1	2	0
Brinkley	18	4-5	5-5	1-7	0	4	15
Ferguson	7	0-1	0-0	0-0	0	0	0
<b>Totals</b>	<b>200</b>	<b>29-51</b>	<b>23-32</b>	<b>11-39</b>	<b>18</b>	<b>19</b>	<b>85</b>

**Team Pct.:** FG – .569; FT – .719  
**3-Pt.:** 4-11, .364 (Cuffle 1-3, Hanavan 0-1, Lytle 0-1, Burton 1-1, Wagner 0-2, Watson 0-1, Brinkley 2-2)  
**Blocks:** 5 (Lytle 2, Burton 1, Lee 2)  
**Turnovers:** 18 (Cuffle 1, Lytle 3, Burton 2, Wagner 6, Lee 1, Long 2, Watson 1, Ferguson 2)  
**Steals:** 9 (Cuffle 1, Hanavan 3, Lytle 1, Burton 2, Wagner 1, Lee 1)

**Officials:** Steve Morris, David Warfel, Dave Draucker  
**Attendance:** 6,456  
**Technical Fouls:** ILLINOIS STATE – Marcus Arnold; Evansville – Dan Lytle.  
**Halftime Score:** ILLINOIS STATE 41, Evansville 34



GAME 17

ISU Lands First Valley Win: 76-71 vs. UNI

NORMAL, Ill. - Casey Reid hit two free-throws with 3.3 seconds left in the game to seal Illinois State's first Missouri Valley Conference victory this season over Northern Iowa, 76-71, in front of 5,099 fans at Redbird Arena.

Illinois State, 2-15, 1-8 MVC, was led by Gregg Alexander with 17 points. The win ended a nine-game losing streak for the 'Birds. The Redbirds also had four other players in double digits, including Vince Greene with 14 and Marcus Arnold tallying 11.

Northern Iowa, 5-12, 2-7 MVC, was paced by Chris Foster who had 17 points, 15 of which came in the second half. David Gruber chipped in 11 points on 4-5 shooting from the field.

Alexander started the game off hot, hitting back-to-back three pointers on the first two possessions of the game, and never cooled down. After jumping out to a 23-15 lead in the first half, on the strength of eight points by Alexander, Northern Iowa went on an 8-0 run to tie the game at 23.

The Redbirds responded with a 12-4 run to end the half and took a 35-27 lead into the lockerroom. Illinois State was hot from behind the arc in the first half, shooting 50 percent (5-10). However, the 'Birds were not as successful from the charity stripe as they only shot 25 percent (2-8) from the line in the first frame. Northern Iowa was paced by Matt Bennett and John Little, who each poured in 5 first-half points apiece.

Northern Iowa started the second half on a 12-4 run to knot the score at 39. The run was led by guard Chris Foster, who had nine of the 12 points during the run. The teams went back and forth until back-to-back threes by Kevin Troc and a tough lay-up by Andy Strandmark put the 'Birds up 57-49. The Panthers battled back to cut the margin to 72-71, but it would not be enough as the 'Birds hit 8-of-10 free-throws down the stretch to seal the win.

ILLINOIS STATE 76, Northern Iowa 71
January 29, 2003 • Redbird Arena

Table with 8 columns: Player, Min, FG-A, FT-A, O-REB, A, PF, TP. Lists stats for Northern Iowa and Illinois State players.

Team Pct.: FG - .519; FT - .455
3-Pt.: 8-16, .500 (Jacobson 1-1, Schneiderman 2-7, Little 2-3, Foster 1-6, Bennett 2-3, Paulsen 2-4, Schmit 0-2)

Blocks: 0
Turnovers: 10 (Jacobson 2, Gruber 1, Little 1, Foster 1, Bennett 1, Paulsen 1, Schmit 2, Miller 1)
Steals: 5 (Gruber 1, Little 2, Foster 2)

Table with 8 columns: Player, Min, FG-A, FT-A, O-REB, A, PF, TP. Lists stats for Illinois State players.

Team Pct.: FG - .462; FT - .690
3-Pt.: 8-14, .571 (Alexander 3-3, Greene 1-2, Guidry 2-6, Troc 2-2, Reid 0-1)
Blocks: 2 (Strandmark 2)
Turnovers: 13 (Alexander 1, Bojang 3, Greene 2, Guidry 2, Ford 2, Strandmark 3)
Steals: 6 (Alexander 1, Bojang 1, Greene 1, Ford 1, Troc 1, Reid 1)

Officials: Ron Berkholtz, Jerry Seibert, Tim Hutchinson
Attendance: 5,099
Halftime Score: ILLINOIS STATE 35, Northern Iowa 27

GAME 18

Illinois State Beats Bradley, 89-74

NORMAL, Ill. - Gregg Alexander's first career double-double (21 points, 10 rebounds) propelled Illinois State past Bradley 89-74 in front of a Redbird Arena crowd of 8,213.

Alexander not only spurred the offense and led the rebounding, he was a key to a Redbird defensive effort which limited Bradley to just seven baskets in its first 25 attempts in the second half. That enabled Illinois State to open up leads of as many as 20 points.

Illinois State, 3-15, 2-8 in the Missouri Valley spotted Bradley, 7-13, 3-6 in the Valley, a 10-0 lead at the beginning of the game. But three Alexander three-point baskets sparked a 16-2 Redbird run and Illinois State led 16-12 at the 13:35 mark.

A see-saw first half saw Bradley make eight three-pointers and Illinois State seven, the last was Vince Greene's three just ahead of the halftime buzzer which gave the Redbirds a 38-37 advantage. Greene finished with 15 points and 7 assists.

Illinois State came out in the second half on a 14-4 run and never looked back as the 'Birds led 52-42. The second-half play of Kevin Troc (8 points) and Casey Reid (career high 13 points) ignited the Redbirds as they took the lead for good.

Bradley was led by James Gillingham's 25 point, seven rebounds and seven assists. Phillip Gilbert chipped in 17. ISU shot 51 percent from the field including 10 of 24 three-pointers and 21 of 25 free throws. Bradley shot 44 percent from the field and made 13 of 22 threes, 8 of 12 in the first half.

ILLINOIS STATE 89, Bradley 74
February 1, 2003 • Redbird Arena

Table with 8 columns: Player, Min, FG-A, FT-A, O-REB, A, PF, TP. Lists stats for Bradley and Illinois State players.

Team Pct.: FG - .439; FT - .647
3-Pt.: 13-22, .591 (Gillingham 4-8, Suggs 2-4, Robinson 4-6, Gilbert 2-2, Paul 1-2)
Blocks: 1 (Gilbert 1)
Turnovers: 14 (Gillingham 1, Suggs 2, Stewart 1, Robinson 5, Gilbert 4, Paul 1)
Steals: 8 (Gillingham 2, Suggs 1, Stewart 1, Gilbert 3, Paul 1)

Table with 8 columns: Player, Min, FG-A, FT-A, O-REB, A, PF, TP. Lists stats for Illinois State players.

Team Pct.: FG - .509; FT - .840
3-Pt.: 10-24, .417 (Alexander 5-9, Greene 1-2, Guidry 2-9, Troc 2-4)
Blocks: 4 (Alexander 1, Arnold 1, Strandmark 2)
Turnovers: 14 (Alexander 4, Bojang 1, Greene 2, Guidry 3, Ford 1, Strandmark 1, Troc 1, Reid 1)
Steals: 5 (Alexander 2, Reid 3)

Officials: Mike Sanzere, Mark McMullen, Steve Morris
Attendance: 8,213
Halftime Score: ILLINOIS STATE 38, Bradley 37

GAME 19

Wichita State Ends Redbird Win Streak

WICHITA, Kan. - Baboucar Bojang scored a season-high 21 points and added five rebounds but it was not enough for the Illinois State men's basketball team to win its third game in a row as Wichita State handed the 'Birds their sixteenth loss of the year, an 85-71 decision in Wichita, Kan., Tuesday night.

Illinois State is now 3-16, 2-9 in the Valley while the Shockers improve to 12-7, 7-3 in conference play.

The Shockers shot 60.9 percent from the field for the game while Illinois State shot 41 percent for the game.

Led by Bojang, the 'Birds also got an offensive contribution from Gregg Alexander who had 12 points and Vince Green, who had 12 also. Wichita State was led by Randy Burns who had 19 points, seven rebounds and six assists with no turnovers. Jamar Howard added 16 points, six rebounds and six assists.

The Redbirds were strong in the first half off of hot shooting from Bojang and led 28-23 with 7:10 to play before the break. But Wichita State went on a 22-5 run to end the first half, taking a 45-33 lead into halftime. A 17-11 rebounding edge by the Shockers was the difference in the half as both teams were hitting the mark offensively.

The Redbirds never regained the lead in the second half but pulled to within eight with 17 minutes to play. The Shockers' advantage continued to grow, however, to as many as 12 with 7:51 to play. A quick bucket by Casey Reid got ISU back to within 10 but Illinois State trailed for the final minutes.

At the 3:10 mark, the 'Birds were down 82-67 before Howard hit a three-point shot for Wichita State's final bucket of the game. Ken Hill scored Illinois State's last points with :48 seconds left, 85-71.

Wichita State 85, ILLINOIS STATE 71
February 4, 2003 • Kansas Coliseum

Table with 8 columns: Player, Min, FG-A, FT-A, O-REB, A, PF, TP. Lists stats for Wichita State and Illinois State players.

Team Pct.: FG - .410; FT - .813
3-Pt.: 8-20, .400 (Alexander 3-7, Greene 2-4, Guidry 1-6, Troc 2-2, Hill 0-1)
Blocks: 3 (Alexander 1, Burras 1, Reid 1)
Turnovers: 8 (Alexander 2, Bojang 1, Greene 3, Troc 2)
Steals: 7 (Alexander 1, Greene 2, Strandmark 1, Troc 2, Harris 1)

Table with 8 columns: Player, Min, FG-A, FT-A, O-REB, A, PF, TP. Lists stats for Wichita State players.

Team Pct.: FG - .609; FT - .955
3-Pt.: 8-18, .444 (Howard 1-1, Kampman 0-2, Burns 4-7, Steven 0-1, Hogg 2-4, Wise 0-1, Clark 1-2)
Blocks: 3 (Miller 2, Steven 1)
Turnovers: 17 (Howard 4, Kampman 3, Miller 5, Steven 1, Hogg 2, Ledford 1, Wise 1)
Steals: 3 (Howard 2, Miller 1)

Officials: Paul Janssen, Eddie Jackson, Steve Skiles
Attendance: 7,406
Halftime Score: Wichita State 45, ILLINOIS STATE 33



## GAME 20

### Redbirds Down Sycamores, 60-52

**NORMAL, III** – Vince Greene scored eight of his team-high 14 points and Andy Strandmark grabbed a season-high 11 rebounds to lead Illinois State past Indiana State 60-52 in Redbird Arena.

The Redbirds, 4-16 overall, 3-9 in the Missouri Valley, had a 38-21 rebounding edge for the game and also got double-figure scoring from Chris Burras and Gregg Alexander with 10 each. Burras' points were a career high. After a 1-15 start, Illinois State has won three of its last four, including three in a row at home.

A crowd of 8,745 was the largest of the season in Redbird Arena and it saw the Birds shoot a season-high 54.8 percent from the field. Indiana State hit just 18 of 50 field goals, 36 percent.

The Sycamores, 5-17, 1-10 in the Valley dropped their 10th straight game, the longest Indiana State losing streak since 1989. Indiana State had just 12 turnovers to Illinois State's 22. David Moss led the Sycamores with 16 points.

Despite four turnovers in their first six possessions, the Sycamores led 7-5 after six minutes. But a Trey Guidry jumper tied it and Greene gave the Birds a lead and a cushion with a pull-up jumper and a three-pointer which put Illinois State up 12-7 at the 12-minute mark. Another Greene trey gave the Redbirds a 15-9 lead with 9:48 left before halftime.

The Sycamores scored six straight to tie the game at 15-15, but Burras went to work for the Birds at that point, scoring Illinois State's next eight points as the home team took a 23-18 lead into the final two minutes of the half. Illinois State led 25-20.

Two inside baskets by Baboucar Bojang and Alexander's three-pointer helped Illinois State open a 34-24 lead in the first four minutes of the second half. The Birds stayed in command through the middle of the second half on the strength of Strandmark's aggressive play around the basket. Strandmark scored five points and set up two more with a drop-down pass to Burras and the Redbirds led 44-32 with 8 minutes left.

#### ILLINOIS STATE 60, Indiana State 52

February 8, 2003 • Redbird Arena

Indiana State	Min.	FG-A	FT-A	O-REB	A	PF	TP
Green, f	12	1-3	0-0	0-2	0	2	2
Moss, f	34	5-8	4-6	0-1	3	1	16
Giesen, c	15	2-3	0-0	0-1	0	3	4
Howard, g	34	2-11	3-4	1-4	2	2	7
Antoine, g	36	4-7	0-0	0-0	5	4	11
Evans	3	0-0	0-0	0-0	0	1	0
Morris	23	2-7	0-0	1-3	1	1	4
Sams	9	1-3	0-0	1-2	0	1	2
Broermann	12	0-5	0-0	0-2	0	0	0
Adler	22	1-3	3-4	2-4	1	2	6
<b>Totals</b>	<b>200</b>	<b>18-50</b>	<b>10-14</b>	<b>6-21</b>	<b>12</b>	<b>17</b>	<b>52</b>

Team Pct.: FG – .360; FT – .714

3-Pt.: 6-18, .333 (Moss 2-3, Howard 0-5, Antoine 3-5, Broermann 0-4, Adler 1-1)

Blocks: 3 (Howard 1, Adler 2)

Turnovers: 12 (Moss 4, Giesen 1, Howard 2, Antoine 5)

Steals: 14 (Green 2, Moss 3, Howard 3, Antoine 1, Morris 2, Broermann 1, Adler 2)

ILLINOIS STATE	Min.	FG-A	FT-A	O-REB	A	PF	TP
Alexander, f	32	4-9	0-0	0-2	1	3	10
Arnold, f	20	2-3	2-2	0-5	0	0	6
Bojang, c	25	2-3	3-4	1-3	1	2	7
Greene, g	38	6-8	0-0	0-2	5	1	14
Guidry, g	24	1-4	1-2	0-0	1	0	3
Burras	14	5-8	0-1	3-5	0	1	10
Ford	7	0-0	0-0	0-4	0	0	0
Strandmark	21	2-4	2-5	2-11	2	2	6
Troc	9	0-1	0-0	0-2	0	3	0
Reid	10	1-2	2-2	0-0	0	1	4
<b>Totals</b>	<b>200</b>	<b>23-42</b>	<b>10-16</b>	<b>9-38</b>	<b>10</b>	<b>13</b>	<b>60</b>

Team Pct.: FG – .548; FT – .625

3-Pt.: 4-10, .400 (Alexander 2-5, Greene 2-3, Guidry 0-2)

Blocks: 3 (Alexander 1, Arnold 2)

Turnovers: 21 (Alexander 2, Arnold 4, Bojang 2, Greene 7, Guidry 2, Burras 1, Ford 2, Reid 1)

Steals: 4 (Alexander 2, Greene 2)

Officials: Ron Berkholtz, Rob Kruger, Mark Bakko

Attendance: 8,745

Halftime Score: ILLINOIS STATE 25, Indiana State 20

## GAME 21

### Career-High by Greene, Loss to Bradley

**PEORIA, III** – Vince Greene scored a career-high 29 points and helped lead a second half offensive surge where the Illinois State men's basketball team shot 17-of-26 in the for 65 percent but Bradley answered, shooting 58 percent in the half also and beat the Redbirds, 88-76, in Valley action in Peoria Wednesday night.

Greene, who scored five points in the first half, led all scorers and was 10-of-12 from the field, two-of-two from the three-point line and 7-of-8 from the charity stripe. Also scoring in double digits for the 'Birds, who fell to 4-17, 3-10 in the league, was Gregg Alexander who had 15 while Bradley (9-14, 5-7 MVC) was led by Phillip Gilbert who had 26 points. James Gillingham added 20 for the Braves.

Illinois State trailed 37-25 at the half before Greene opened up the second period with two buckets and a trey and Illinois State closed the gap, 39-32, and was within seven for the first time since the 16-minute mark of the first. Alexander then hit his second trey of the game and the BU lead was cut to three, 40-37.

A turnover charged to Andy Strandmark with 14:31 to go led to a jumper by Jason Faulkner and Gillingham as Bradley went up by nine, 48-39 but Greene remained on fire, hitting another trey before Guidry followed with his own and ISU was back to within four, 50-46 with 12 to play.

Alexander got ISU to within one, 50-49, after he answered with a three-point bucket and the Redbirds remained hot from the field. Bradley stayed consistent as well as the lead teeter-tottered before the 'Birds got to within one again, 52-51 with 10:58 to play.

Both team's played neck-to-neck for the next two minutes before ISU got their first lead of the game, 60-58, after Greene hit two free throws after a foul by Chris Mroz.

But Bradley went back on top, 64-60, charged by two free throws and a three by Gilbert boosting the Braves confidence again, 67-62.

#### Bradley 88, ILLINOIS STATE 76

February 12, 2003 • Carver Arena

ILLINOIS STATE	Min.	FG-A	FT-A	O-REB	A	PF	TP
Arnold, f	17	1-4	2-2	0-2	1	1	4
Bojang, f	18	1-5	0-0	2-7	0	2	2
Alexander, g	37	5-12	2-2	0-5	4	5	15
Greene, g	37	10-13	7-8	0-3	7	3	29
Guidry, g	19	3-5	0-0	0-0	0	2	8
Burras	5	0-1	1-2	2-3	0	0	1
Ford	18	1-2	0-0	2-6	0	4	2
Strandmark	15	1-2	0-0	1-2	0	1	2
Troc	18	2-3	0-0	0-1	2	5	5
Reid	15	3-5	2-2	0-0	0	2	8
Gillan	1	0-0	0-0	0-0	0	0	0
<b>Totals</b>	<b>200</b>	<b>27-52</b>	<b>14-16</b>	<b>7-30</b>	<b>14</b>	<b>25</b>	<b>76</b>

Team Pct.: FG – .519; FT – .875

3-Pt.: 8-14, .571 (Alexander 3-7, Greene 2-2, Guidry 2-3, Troc 1-2)

Blocks: 5 (Arnold 1, Strandmark 3, Reid 1)

Turnovers: 14 (Bojang 1, Alexander 1, Greene 3, Guidry 4, Ford 1, Strandmark 2, Troc 1, Reid 1)

Steals: 0

Bradley	Min.	FG-A	FT-A	O-REB	A	PF	TP
Suggs, f	31	3-8	2-2	1-6	4	5	8
Stewart, c	23	4-7	3-5	3-6	0	4	11
Robinson, g	36	3-7	4-6	0-1	8	1	10
Gillingham, g	39	6-12	7-7	0-4	1	1	20
Gilbert, g	38	9-15	3-4	3-4	2	3	26
Mroz	4	0-0	2-2	0-0	0	1	2
Paul	2	0-0	0-0	0-0	0	0	0
Sunley	1	0-0	0-0	0-0	0	0	0
Faulkner	13	1-2	5-6	1-3	1	2	7
Battle	13	2-6	0-1	2-3	2	1	4
<b>Totals</b>	<b>200</b>	<b>28-57</b>	<b>26-33</b>	<b>11-30</b>	<b>18</b>	<b>18</b>	<b>88</b>

Team Pct.: FG – .491; FT – .788

3-Pt.: 6-15, .400 (Suggs 0-2, Robinson 0-1, Gillingham 1-4, Gilbert 5-8)

Blocks: 2 (Suggs 1, Stewart 1)

Turnovers: 4 (Suggs 2, Stewart 1, Gilbert 1)

Steals: 11 (Suggs 2, Stewart 1, Robinson 2, Gillingham 4, Gilbert 1, Battle 1)

Officials: Eddie Jackson, Steven Skiles, Gerry Pollard

Attendance: 9,722

Halftime Score: Bradley 37, ILLINOIS STATE 25

## GAME 22

### Redbird Offense Struggles, Falls to Drake

**NORMAL, III** – Vince Greene scored a team-high 14 points for Illinois State, but was the only player for the Redbirds to score in double figures as ISU fell to Drake 59-48 in Valley action Saturday at Redbird Arena.

Illinois State (4-18, 3-11 MVC) shot just 37 percent from the field. Gregg Alexander finished with eight points and three assists. Casey Reid went 2-for-3, finishing with five points on the night.

Drake (8-16, 3-10 MVC) stayed ahead of the 'Birds most of the game, shooting 51 percent from the field. Sophomore Lonnie Randolph finished with a game-high 23 points. J.J. Sola shot 6-of-10 from the field, recording 12 points for the Bulldogs.

Early in the first half, Drake's Quantel Murphy set the pace for the Bulldogs scoring all of his nine points in the opening eight minutes. Randolph then took over for Drake, scoring 13 of the team's 31 first-half points.

Alexander and Greene both scored six points in the first half to lead the 'Birds. Freshman Kevin Troc snapped an 11-0 Drake run with his jumper with three minutes left in the first half. Reid recorded his first career three-point field goal, giving the Redbirds 18 points at the 10:30 mark. Drake led by nine points at half, 31-23.

Illinois State went on an 8-0 run with 16:19 to play in the second half, spurred by Alexander's drive to the basket. Randolph sank a jumper at the 11:45 mark to stretch the Drake lead, 40-35. A steal and layup by Greene sparked a short comeback by ISU, setting up a six-point run. However, Drake's lead was too much for the Redbirds, forcing Illinois State to foul at the two-minute mark. Consecutive free throws by Randolph and David Newman sealed the Drake win.

#### Drake 59, ILLINOIS STATE 48

February 15, 2003 • Redbird Arena

Drake	Min.	FG-A	FT-A	O-REB	A	PF	TP
Sola, f	33	6-10	0-0	1-5	1	2	12
Tracy, f	18	0-3	0-0	0-3	2	2	0
Danielson, c	22	0-1	1-2	1-7	1	3	1
Randolph, g	34	7-8	7-9	0-1	2	1	23
McDonald, g	35	3-11	0-0	0-2	2	1	8
Welton	18	0-1	0-0	0-2	1	0	0
Murphy	9	4-5	0-0	1-3	0	4	9
Newman	15	1-1	3-4	0-3	2	2	6
Powell	6	0-0	0-0	0-1	0	0	0
Bancroft	10	0-1	0-0	0-2	0	0	0
<b>Totals</b>	<b>200</b>	<b>21-41</b>	<b>11-15</b>	<b>3-31</b>	<b>11</b>	<b>15</b>	<b>59</b>

Team Pct.: FG – .512; FT – .733

3-Pt.: 6-15, .400 (Sola 0-1, Tracy 0-1, Randolph 2-3, McDonald 2-7, Welton 0-1, Murphy 1-1, Newman 1-1)

Blocks: 2 (Danielson 1, Murphy 1)

Turnovers: 14 (Sola 2, Tracy 1, Danielson 2, Randolph 5, McDonald 2, Welton 1, Murphy 1)

Steals: 2 (Randolph 2)

ILLINOIS STATE	Min.	FG-A	FT-A	O-REB	A	PF	TP
Burras, f	20	1-6	2-4	2-5	1	2	4
Reid, f	22	2-3	0-0	0-4	1	1	5
Bojang, c	27	1-5	2-2	1-3	0	3	4
Alexander, g	33	3-6	0-0	0-1	3	2	8
Greene, g	36	7-16	0-0	2-3	3	4	14
Ford	6	0-0	0-1	1-1	0	0	0
Strandmark	14	1-3	0-0	1-4	0	0	2
Troc	11	2-5	0-0	0-1	0	3	4
Arnold	17	2-5	1-3	1-5	0	1	5
Guidry	14	1-5	0-0	0-1	0	2	2
<b>Totals</b>	<b>200</b>	<b>20-54</b>	<b>5-10</b>	<b>10-30</b>	<b>8</b>	<b>18</b>	<b>48</b>

Team Pct.: FG – .370; FT – .500

3-Pt.: 3-14, .214 (Reid 1-1, Alexander 2-4, Greene 0-5, Troc 0-2, Guidry 0-2)

Blocks: 0

Turnovers: 10 (Burras 1, Bojang 1, Alexander 2, Greene 3, Strandmark 1, Troc 1, Guidry 1)

Steals: 10 (Bojang 2, Alexander 3, Greene 4, Troc 1)

Officials: Ron Berkholtz, Frank Spencer, Warren Evans

Attendance: 5,161

Halftime Score: Drake 31, ILLINOIS STATE 23



## GAME 23

### Strandmark Leads 'Birds Past Aces

**NORMAL, Ill** – Andy Strandmark notched his first career double-double, with 11 points and a career high 14 rebounds, and came up with two big rebounds down the stretch to lead Illinois State over Evansville, 65-61, Wednesday at Redbird Arena.

Illinois State (5-18, 4-11 MVC) avoided a season sweep by Evansville after falling to the Aces earlier in the year and also put an end to a two game losing streak. Trey Guidry led the 'Birds in scoring with a game high 22 points, 13 of those coming in the first half. Vince Greene chipped in eight points and eight assists.

Evansville (10-13, 6-8 MVC) was paced by Clint Cuffle who had a team high 17 points on 5 of 9 shooting. The Aces had two other players in double digits, with both Ian Hanavan and Tobias Brinkley netting 13 points apiece.

Illinois State came out to a slow start in the first half, only managing three points in the first seven minutes, but Evansville was not much better, only netting five points over the same time span. The 'Birds heated up on the strength of three first half three pointers from Guidry. Guidry and Chris Burras accounted for every basket during a 9-2 run that gave the 'Birds their first double digit lead of the half, 25-15. Evansville outscored the 'Birds 5-2 over the final minute to end the half only down eight, 31-23.

Evansville threatened early in the second half, cutting the lead to 37-34 with 14:51 remaining, on a Ian Havanan three-point play. The Redbirds went on a 7-2 run over the next two minutes to establish a 44-36 lead. Evansville battled back throughout the rest of the second half to cut the lead to 63-61 on a Lucious Wagner three-pointer at the one minute mark. Two rebounds on consecutive possessions and two free-throws with two seconds remaining by Strandmark sealed the victory for the 'Birds.

**ILLINOIS STATE 65, Evansville 61**  
February 19, 2003 • Redbird Arena

Evansville	Min.	FG-A	FT-A	O-REB	A	PF	TP
Cuffle, f	31	5-9	4-4	0-4	1	2	17
Hanavan, f	27	5-9	3-5	4-11	1	4	13
Lytle, c	19	2-4	0-0	1-2	0	3	4
Burton, g	25	3-5	1-2	0-2	4	3	8
Wagner, g	33	1-3	0-0	0-3	4	1	3
Lee	7	0-0	0-0	0-1	2	1	0
Long	2	0-1	0-0	0-0	0	0	0
Gore	6	0-0	0-0	0-0	1	0	0
Brinkley	24	3-11	7-7	1-4	0	2	13
Ferguson	26	1-4	1-2	0-5	1	2	3
<b>Totals</b>	<b>200</b>	<b>20-46</b>	<b>16-20</b>	<b>6-32</b>	<b>14</b>	<b>18</b>	<b>61</b>

**Team Pct.:** FG – .435; FT – .800

**3-Pt.:** 5-14, .357 (Cuffle 3-7, Hanavan 0-1, Lytle 0-1, Burton 1-1, Wagner 1-1, Brinkley 0-2, Ferguson 0-1)

**Blocks:** 4 (Lytle 1, Lee 2, Ferguson 1)

**Turnovers:** 20 (Cuffle 3, Hanavan 4, Lytle 4, Burton 3, Wagner 3, Gore 2, Brinkley 1)

**Steals:** 6 (Cuffle 1, Burton 2, Wagner 2, Brinkley 1)

ILLINOIS STATE	Min.	FG-A	FT-A	O-REB	A	PF	TP
Bojang, f	31	2-8	0-0	5-7	0	3	4
Reid, f	27	2-6	0-0	1-1	1	2	4
Strandmark, c	34	2-7	7-10	5-14	0	3	11
Alexander, g	16	2-6	0-0	0-1	0	1	5
Greene, g	28	3-6	2-2	0-0	8	2	8
Burras	11	3-6	0-0	0-5	0	2	6
Ford	10	2-3	1-3	0-2	0	1	5
Troc	12	0-0	0-0	0-0	3	0	0
Arnold	4	0-2	0-0	0-0	0	2	0
Guidry	27	7-12	4-4	0-0	1	2	22
<b>Totals</b>	<b>200</b>	<b>23-56</b>	<b>14-19</b>	<b>12-34</b>	<b>13</b>	<b>18</b>	<b>65</b>

**Team Pct.:** FG – .411; FT – .737

**3-Pt.:** 5-11, .455 (Alexander 1-3, Greene 0-1, Guidry 4-7)

**Blocks:** 1 (Strandmark 1)

**Turnovers:** 16 (Reid 1, Strandmark 2, Alexander 3, Greene 8, Ford 1, Arnold 1)

**Steals:** 9 (Bojang 1, Reid 1, Alexander 3, Greene 3, Ford 1)

**Officials:** Ron Zetcher, Bob Staffen, Kipp Kissinger

**Attendance:** 4,815

**Halftime Score:** ILLINOIS STATE 31, Evansville 23