



Redbird Basketball

GAME NOTES

Contact: Todd Kober, Director of Media Relations • 309/438-3805 • Fax: 309/438-5634 • Cell: 309/310-7112 • gtkober@ilstu.edu

Illinois State Schedule

Date	Opponent (TV)	Time/Result
11/4	SIU-EDWARDSVILLE (Ex.)	W, 89-70
11/14	EA Sports All-Stars (Ex.)	L, 65-66
11/23	UTAH STATE	L, 53-68
11/26	@ Central Michigan	L, 69-74
11/30	ILLINOIS-CHICAGO	L, 65-78

12/2	CHATTANOOGA	L, 68-75
12/7	@ Kent State	L, 61-76
12/15	@ Western Kentucky	L, 43-63
12/18	JACKSONVILLE	W, 74-50
12/21	NORTHERN ILLINOIS	L, 65-72
12/29	SMS* (Valley-TV)	L, 48-76

1/4	@ Southern Illinois* (WMBD)	L, 65-74
1/7	@ Northern Iowa*	L, 64-66
1/11	#16 CREIGHTON*	L, 57-76
1/15	@ SMS* (WMBD)	L, 46-60
1/18	WICHITA STATE*	L, 66-69
1/20	@ #9 Creighton*	L, 82-95
1/25	@ Evansville*	L, 74-85
1/29	NORTHERN IOWA*	W, 76-71

2/1	BRADLEY* (WMBD)	W, 89-74
2/4	@ Wichita State*	L, 71-85
2/8	INDIANA STATE* (WMBD)	W, 60-52
2/12	@ Bradley* (WEEK)	L, 76-88
2/15	DRAKE*	L, 48-59
2/19	EVANSVILLE*	W, 65-61
2/22	@ Marshall (WYZZ/ESPN+)	W, 57-53
2/26	@ Drake*	L, 63-70

3/1 @ Indiana State* (WMBD) Today

Bird Bit: The Redbirds have won the last three meetings in the series and are 12-9 in Valley games at Terre Haute, Ind.

3/3 S. ILLINOIS* (Valley-TV) 6:05 p.m.
3/7-10 @ Missouri Valley Conference Tournament

All times listed are CT
Home games in CAPS

*=Missouri Valley Conference game

ILLINOIS STATE MEDIA RELATIONS

Basketball SID: Todd Kober
Office Phone: 309/438-3805
Fax: 309/438-5634
Cell Phone: 309/310-7112
Home Phone: 309/454-3048
E-mail: gtkober@ilstu.edu

www.redbirds.org

REDBIRD ARENA TICKET OFFICE
309/438-8000

26 GAME



ILLINOIS STATE REDBIRDS (6-19, 4-12)

AT



INDIANA STATE SYCAMORES (6-21, 2-14)

Saturday, March 1, 2003 • 1:05 p.m. CST
Hulman Center (10,200) • Terre Haute, Ind.

THE GAME

The Probable Starters:

ILLINOIS STATE REDBIRDS (6-19, 4-12)

						ppg	rpg	apg
F 23	Baboucar Bojang	6-9	205	Sr.-1L	Greenville, S.C.	7.8	5.2	0.6
F 40	Casey Reid	6-7	205	Sr.-1L	Las Vegas, Nev.	3.8	1.3	0.8
C 5	Andy Strandmark	6-11	240	Sr.-3L	Geneseo, Ill.	4.4	5.0	0.6*
G 2	Gregg Alexander	6-4	195	So.-1L	Lincoln, Ill.	11.1	2.9	1.3
G 11	Vince Greene	5-9	160	So.-1L	Chicago, Ill.	11.8	2.8	4.7

INDIANA STATE SYCAMORES (6-21, 2-14)

F 11	Catrel Green	6-5	210	Jr.-TR	Aurora, Ill.	5.0	4.3	0.8*
C 32	Ted Morris	6-10	230	Fr.-HS	St. Louis, Mo.	2.5	2.3	0.3*
G 1	Marcus Howard	6-2	190	Jr.-2L	Elgin, Ill.	9.1	3.2	2.3
G 13	Wilfred Antoine	5-11	180	Jr.-TR	New Orleans, La.	5.4	1.8	3.3
G 21	David Moss	6-5	185	Fr.-HS	South Holland, Ill.	13.1	4.3	2.3

NOTE - (*) indicates blocks per game.

About The Game: Today is the second and final regular season meeting between the two teams. Illinois State is coming off of a 70-63 loss at Drake on Wednesday, but has won two of its last three. Indiana State dropped a 59-39 loss to Northern Iowa at home on Wednesday and has lost four straight. The Sycamores have dropped 14 of their last 15 games and six of the last seven at home.

Series History: This is the 87th meeting between the two schools with Illinois State leading the series 48-38.

Last Meeting: Vince Greene scored eight of his team-high 14 points and Andy Strandmark grabbed a season-high 11 rebounds to lead Illinois State past Indiana State 60-52 in Redbird Arena. The Redbirds had a 38-21 rebounding edge for the game and also got double-figure scoring from Chris Burras and Gregg Alexander with 10 each, Burras' points were a career high. After a 1-15 start, Illinois State has won three of its last four, including three in a row at home. A crowd of 8,745 was the largest of the season in Redbird Arena and it saw the 'Birds shoot a season-high 54.8 percent from the field. Indiana State hit just 18 of 50 field goals for 36 percent.

On the Air: John Fitzgerald, play-by-play; Mike Matthews, color; Bruce Evans, sideline (home only) and Tim Fisher, studio host. Affiliates: WJBC (AM 1230/Bloomington), flagship; WZOE (AM 1490/Princeton); WFMB (AM 1450/Springfield). All Redbird broadcasts can be heard via Internet at either sports.yahoo.com or wjbc.com. WJBC also carries Richardson's weekly call-in show, which generally airs each Thursday from 6:07-7 pm, depending on the schedule.

On the Tube: Kurt Pegler, play-by-play, Matt Taphorn, color, will call the action for today's game, which will be broadcasted live on WMBD CBS-31.

THE COACHES

Tom Richardson (St. Xavier '77) is 54-62 in his fourth season at Illinois State. He is assisted by Chad Altadonna, Lance Irvin and Kirk Sarff. Richardson is 35-40 against Valley opponents, 19-22 vs. non-conference foes, 36-18 at home, 13-38 on the road and 5-6 on neutral floors.

Royce Waltman (Slippery Rock '64) is in his sixth season at Indiana State and owns a 87-88 record with the Sycamores. He is in his 15th year of coaching and posts a 276-174 career mark.



TALE OF THE TAPE



W-L Record	6-19	6-21
ESPN/USA Today	UR	UR
AP Poll	UR	UR
Points Scored	64.2	56.0
Points Allowed	70.8	65.3
Scoring Margin	-6.6	-9.3
FG Percentage	43.6	39.4
Def. FG Percentage	48.2	46.5
3-pt. Percentage	42.0	33.7
Def. 3-pt. Percentage	41.1	35.6
FT Percentage	71.4	68.4
Offensive Rebounds	9.9	9.7
Total Rebounds	30.8	30.7
Rebounding Margin	-1.6	-4.5
Assists	11.4	12.5
Turnover Average	14.8	13.3
Turnover Margin	-0.8	+0.2
Steal Average	6.4	6.5
Block Average	2.4	2.7
Fouls	18.9	18.2

WEEKLY MEDIA CONFERENCE

All start at 3 p.m. and are located in the temporary Redbird Arena press room off of the northwest ramp near the northeast loading dock.

- Tuesday, February 25
- Tuesday, March 4

WHAT'S BACK

Here's a look at what Illinois State returns heading into the 2002-03 season by percentage in key statistical categories ...

Scoring	49.5%
Three-Point Field Goals	49.4%
Rebounding	63.2%
Assists	42.4%
Steals	56.5%
Blocks	55.2%
Minutes	51.6%

VALLEY TELECONFERENCE

Teleconferences with The Valley men's basketball head coaches will be conducted each Tuesday, with the men's briefings beginning on a weekly basis in December. To participate in either conference briefing, call **913/981-5509**. The first men's teleconference begins at 10 a.m. CST on **Tuesday, December 3**. Head coach **Tom Richardson** will be available at 10:25 a.m. during the teleconference.

About the Indiana State Sycamores

- Indiana State is located in Terre Haute, Ind., and enrolls 11,484 students. The Sycamores are members of the Missouri Valley Conference.
- Freshman David Moss leads Indiana State is scoring with 13.1 points per game and is the only Sycamore averaging double figures.
- Moss has scored double digits in 13 of the last 14 games and 21 times during the entire season.
- Moss' 13.1 points per game is the most by a freshman since Eddie Bird's 15.3 tallies during the 1987-88 season. He also ranks No. 3 all-time among Sycamore freshmen scoring.
- The Sycamores are 54-26 at the Hulman Center under Royce Waltman, but are 5-8 this season and have lost five of their last six at home.
- Marcus Howard, who ranks second in scoring with 9.1 points per game, has swiped 43 steals this season. His single-season total currently ranks tied for No. 15 in the Indiana State record books. He also has 94 for his career, which is good for No. 11 all-time.
- The 39 points scored by Indiana State in Wednesday's loss to Northern Iowa marked the second time this season the Sycamores finished with 39 tallies. Earlier in the season, Indiana State lost at Murray State 85-39. Against UNI, the 39 points was the fewest scored by Indiana State at home in nearly a decade.

Cinco De Febrero

Sophomore **Trey Guidry** had his own little celebration at Drake Wednesday, as the marksman buried five of his six three-point attempts. Guidry's five treys marked the fifth time this season that the Baton Rouge, La., native made five or more threes in a game.

Friday Night Fights

With two games left in the regular season, Indiana State is the only guarantee to start the conference tournament on Friday night for the two play-in games. Five teams, including Illinois State, are battling to get out of the Friday match-ups, since no team has ever won the tournament by winning four games in four days. Joining the Redbirds (4-12) are Bradley (7-9), Evansville (6-10), Northern Iowa (6-10) and Drake (5-11). Since the tournament moved to St. Louis, the Redbirds have been the No. 7 seed once and the No. 8 twice. In the Friday games, the 'Birds are 1-2.

Alexander the Great

Sophomore **Gregg Alexander** shined under the ESPN lights last Saturday. After watching a 16-point lead fade to one against the Thundering Herd, Alexander took control of the game by scoring six of the Redbirds' final eight points to claim the win. The Lincoln, Ill., native matched his season-high with 21 points against Marshall while shooting 8-for-12 from the floor including 4-for-6 on treys.

Putting the Clamp Down

The biggest reason the Redbirds have won two of the last three is defense. In the first 22 games of the season, ISU foes were shooting 49.1 percent from the field. In the last three games, Redbird opponent combined to shoot 42 percent from the floor – nearly 7.1 percentage points less.

A Recent Sampling

After starting 1-15, the Redbirds have won five of their last nine games. Ranking other members of the conference over the same time span, the 'Birds would find themselves in a tie for third with Wichita State, Northern Iowa and SMS trailing Creighton and Southern Illinois (8-1).

The Men of Troy

At Marshall on Bracket Buster Saturday, the Redbirds played like the men of Troy, since Troy State was the only non-conference opponent to defeat the Thundering Herd on their home floor in the last seven years. Marshall entered the game winning 31 of its last 32 home non-conference games, but left with a 57-53 defeat.

Indiana State Schedule

Date	Opponent	Time/Result
11/22	YOUNGSTOWN STATE	W, 63-56
11/26	at Valparaiso	L, 56-81
11/29	vs. SE Missouri State ^A	W, 68-55
11/30	vs. UW-Milwaukee ^A	L, 59-71
12/1	vs. Central Florida ^A	L, 49-50
12/5	BUTLER	L, 45-65
12/7	EASTERN ILLINOIS	W, 63-57
12/14	at Ball State	L, 68-76
12/19	at Murray State	L, 39-85
12/23	ILLINOIS-CHICAGO	W, 73-54
12/30	WYOMING	L, 57-69
1/4	EVANSVILLE*	W, 86-60
1/7	at Wichita State*	L, 55-71
1/11	SOUTHERN ILLINOIS*	L, 61-69
1/16	at Northern Iowa*	L, 61-74
1/18	at Drake*	L, 54-68
1/22	BRADLEY*	L, 45-63
1/25	at Southern Illinois*	L, 48-60
1/29	CREIGHTON*	L, 46-74
2/1	SMS*	L, 44-48
2/5	at Bradley*	L, 51-63
2/8	at Illinois State*	L, 52-60
2/12	DRAKE*	W, 63-62
2/15	at SMS*	L, 51-65
2/19	at Creighton*	L, 54-77
2/22	WICHITA STATE*	L, 63-72
2/26	NORTHERN IOWA*	L, 39-59
3/1	ILLINOIS STATE*	TONIGHT
3/3	at Evansville*	8:05 p.m.
3/7-10	at Valley Tournament	

All times listed are CST

^A University Hoops Classic (New Orleans, La.)

* Missouri Valley Conference Game



This Casey is Still Swinging

Not wanting to go down on a called third strike, senior **Casey Reid** expressed to the coaching staff that he could still contribute for this team prior to the 'Birds' home game against Northern Iowa. Reid has been true to his word, in the last nine games he is averaging 7.0 points and 2.0 rebounds per game – as opposed to his 1.4 points and 0.7 boards per contest over the first 16 games.

A Way With Treys

The 2002-03 Redbirds have a way with shooting the three ball. Illinois State currently ranks No. 1 nationally among NCAA Division I teams in three-point field goal percentage with Davidson, according to the latest NCAA statistics. The 'Birds are shooting 42.3 percent from behind the arc, averaging 6.2 made treys per game.

The Cardshark

For the second time this season, **Trey Guidry** dealt Evansville a 20-point scoring performance. The Baton Rouge, La. native, trumped the Aces with 27 points at Evansville and clubbed them for 22 tallies Wednesday night. Combined, Guidry anteed 49 points on 14-for-33 (.424) shooting, including 9-of-21 (.429) on treys. He was also on suit from the free throw line – going 12-for-13 (.923).

Andy's Second-to-Last Strand

Senior **Andy Strandmark's** effort against Evansville would have made General Custer proud. In his second-to-last game at Redbird Arena, Strandmark posted his first career double-double. He grabbed a career-best 14 rebounds and added 11 points with a 7-for-10 effort from the free throw line. In his last nine games, Strandmark is averaging 4.8 points and 6.6 rebounds.

Greene With Envy

Sophomore **Vince Greene** can get a little jealous when the opponents have the ball, but the Chicago native is doing something about it – he's stealing it. At Evansville, Greene tallied a career-best seven steals against the Purple Aces, which tied the Illinois State record held by Victor Williams, Ron Jones and Bubbles Hawkins. Greene has 47 takeaways on the season and needs only one more to crack the Redbird top 10 for a single season. Of his steals, 34 have come against conference opponents.

A Familiar List

CollegelInsider.com displays a list on the front of its home page that resembles Illinois State's schedule, the only problem is it's a poll of the top "mid-major" teams in the country. In all, the Redbirds have played 12 games against CollegelInsider's top 25, including Creighton (1), Southern Illinois (5), Central Michigan (10), Kent State (11), Utah State (15), Western Kentucky (16), Northern Illinois (21) and Illinois-Chicago (23).

It's Easy Being Greene

Kermit the Frog might not agree, but recently sophomore point guard **Vince Greene** has made it look easy. At Bradley, Greene poured in a career-high 29 points on 10-for-13 shooting. He collected 24 of his game-high tallies in the second half. It marked the highest individual point total by a Redbird since Tarise Bryson dropped 38 at Purdue in the first round of the 2001 National Invitation Tournament.

A Trio of Double-Doubles

For only the second time since Illinois State became a Division I program, the Redbirds have three two-year players averaging double-digit points. **Vince Greene** (11.8), **Trey Guidry** (11.4) and **Gregg Alexander** (11.1) became the second group of Redbird sophomores to accomplish the feat, after **Ron Jones, Joe Galvin** and **Del Yarbrough** all did it in 1977-78.

The Tao of Boo

For the explanation of **Baboucarr Bojang's** senior season, shot attempts seem to be the best philosophy. In the seven games where Bojang has had 10 or more attempts, Bojang has finished with double-digits in six of them, including at Wichita State. Bojang posted a season-high 21 points on 8-for-10 shooting against the Shockers for his sixth double-digit performance of the season.

109 Straight Games With a Trey on the Board ...

ISU enters today's game with at least one made 3-pointer in 109 straight games. In fact, in the **Tom Richardson** era the 'Birds have only gone one game without a made trey on an 82-43 loss at Creighton on Dec. 12, 1999. With Richardson at the helm, the 'Birds have made four or more treys in 87 of 116 games.

THE LAST TIME THEY MET

Redbirds Down Sycamores, 60-52

NORMAL, Ill – Vince Greene scored eight of his team-high 14 points and Andy Strandmark grabbed a season-high 11 rebounds to lead Illinois State past Indiana State 60-52 in Redbird Arena.

The Redbirds, 4-16 overall, 3-9 in the Missouri Valley, had a 38-21 rebounding edge for the game and also got double-figure scoring from Chris Burras and Gregg Alexander with 10 each. Burras' points were a career high. After a 1-15 start, Illinois State has won three of its last four, including three in a row at home.

A crowd of 8,745 was the largest of the season in Redbird Arena and it saw the Birds shoot a season-high 54.8 percent from the field. Indiana State hit just 18 of 50 field goals, 36 percent.

The Sycamores, 5-17, 1-10 in the Valley dropped their 10th straight game, the longest Indiana State losing streak since 1989. Indiana State had just 12 turnovers to Illinois State's 22. David Moss led the Sycamores with 16 points.

Despite four turnovers in their first six possessions, the Sycamores led 7-5 after six minutes. But a Trey Guidry jumper tied it and Greene gave the Birds a lead and a cushion with a pull-up jumper and a three-pointer which put Illinois State up 12-7 at the 12-minute mark. Another Greene trey gave the Redbirds a 15-9 lead with 9:48 left before halftime.

The Sycamores scored six straight to tie the game at 15-15, but Burras went to work for the Birds at that point, scoring Illinois State's next eight points as the home team took a 23-18 lead into the final two minutes of the half. Illinois State led 25-20.

Two inside baskets by Baboucarr Bojang and Alexander's three-pointer helped Illinois State open a 34-24 lead in the first four minutes of the second half. The Birds stayed in command through the middle of the second half on the strength of Strandmark's aggressive play around the basket. Strandmark scored five points and set up two more with a drop-down pass to Burras and the Redbirds led 44-32 with 8 minutes left.

ILLINOIS STATE 60, Indiana State 52

February 8, 2003 • Redbird Arena

Indiana State	Min.	FG-A	FT-A	O-REB	A	PF	TP
Green, f	12	1-3	0-0	0-2	0	2	2
Moss, f	34	5-8	4-6	0-1	3	1	16
Giesen, c	15	2-3	0-0	0-1	0	3	4
Howard, g	34	2-11	3-4	1-4	2	2	7
Antoine, g	36	4-7	0-0	0-0	5	4	11
Evans	3	0-0	0-0	0-0	0	1	0
Morris	23	2-7	0-0	1-3	1	1	4
Sams	9	1-3	0-0	1-2	0	1	2
Broermann	12	0-5	0-0	0-2	0	0	0
Adler	22	1-3	3-4	2-4	1	2	6
Totals	200	18-50	10-14	6-21	12	17	52

Team Pct.: FG – .360; FT – .714

3-Pt.: 6-18, .333 (Moss 2-3, Howard 0-5, Antoine 3-5, Broermann 0-4, Adler 1-1)

Blocks: 3 (Howard 1, Adler 2)

Turnovers: 12 (Moss 4, Giesen 1, Howard 2, Antoine 5)

Steals: 14 (Green 2, Moss 3, Howard 3, Antoine 1, Morris 2, Broermann 1, Adler 2)

ILLINOIS STATE	Min.	FG-A	FT-A	O-REB	A	PF	TP
Alexander, f	32	4-9	0-0	0-2	1	3	10
Arnold, f	20	2-3	2-2	0-5	0	0	6
Bojang, c	25	2-3	3-4	1-3	1	2	7
Greene, g	38	6-8	0-0	0-2	5	1	14
Guidry, g	24	1-4	1-2	0-0	1	0	3
Burras	14	5-8	0-1	3-5	0	1	10
Ford	7	0-0	0-0	0-4	0	0	0
Strandmark	21	2-4	2-5	2-11	2	2	6
Troc	9	0-1	0-0	0-2	0	3	0
Reid	10	1-2	2-2	0-0	0	1	4
Totals	200	23-42	10-16	9-38	10	13	60

Team Pct.: FG – .548; FT – .625

3-Pt.: 4-10, .400 (Alexander 2-5, Greene 2-3, Guidry 0-2)

Blocks: 3 (Alexander 1, Arnold 2)

Turnovers: 21 (Alexander 2, Arnold 4, Bojang 2, Greene 7, Guidry 2, Burras 1, Ford 2, Reid 1)

Steals: 4 (Alexander 2, Greene 2)

Officials: Ron Berkholtz, Rob Kruger, Mark Bakko

Attendance: 8,745

Halftime Score: ILLINOIS STATE 25, Indiana State 20



CHART CLIMBERS

Season Steals

1. Todd Starks (1986-87)	61
9. Richard Thomas (1989-90)	48
Rickie Johnson (1984-85)	48
- Vince Greene (2002-03)	47

Career 3-Point FG Leaders

1. Tarise Bryson (1999-02)	214
8. Maurice Trotter (1994-96)	121
9. Gregg Alexander (2001-)	111
Kyle Cartmill (1996-99)	111

Career Blocked Shots Leaders

1. LeRoy Watkins (1996-99)	143
6. Jarrod Coleman (1986-90)	74
7. Del Yarbrough (1976-80)	58
8. Andy Strandmark (1999-)	57
Dan Muller (1994-98)	57
Hank Cornley (1980-84)	57

Career Minutes Averaged Leader

1. Tarise Bryson (1998-02)	34.1
2. Dan Muller (1994-98)	32.6
3. Gregg Alexander (2001-)	31.8
Michael McKenny (1981-85)	31.8

CAREER STARTS/GAMES

No.	Player	Illinois St.	
		GP	GS
1	Chris Burras	24	2
2	Gregg Alexander	56	54
3	Dana Ford	25	8
5	Andy Strandmark	111	31
10	Kevin Troc	24	1
11	Vince Greene	56	25
12	Rebert Harris	7	0
21	Marcus Arnold	25	17
23	Baboucarr Bojang	56	51
24	Trey Guidry	25	14
34	Kenneth Hill	5	0
40	Casey Reid	50	7
44	Brett Gillan	37	0

2002-03 VALLEY PRESEASON POLL

	1	2	3	4	5	6	7	8	9	10	Total
1. Creighton	25	5	-	-	-	-	-	-	-	-	290
2. S. Illinois	5	24	1	-	-	-	-	-	-	-	274
3. Wichita St.	-	-	9	15	2	3	1	-	-	-	208
4. Illinois State	-	1	11	7	7	1	3	-	-	-	205
5. Drake	-	-	8	3	9	4	3	1	2	-	178
6. Bradley	-	-	-	4	3	8	5	7	2	1	132
7. N. Iowa	-	-	-	-	3	9	8	5	3	2	118
8. SMS	-	-	1	1	3	2	8	11	4	-	116
9. Indiana St.	-	-	-	-	1	2	-	3	17	6	71
10. Evansville	-	-	-	-	1	1	2	3	2	21	53

2002-03 VALLEY STANDINGS

	MVC			OVERALL		
	W	L	PCT	W	L	PCT
1. Creighton	14	2	.875	25	3	.893
S. Illinois	14	2	.875	20	5	.800
3. Wichita State	11	5	.688	16	9	.640
SMS	11	5	.688	15	10	.600
5. Bradley	7	9	.438	11	16	.407
6. Evansville	6	10	.375	10	15	.400
Northern Iowa	6	10	.375	10	15	.400
8. Drake	5	11	.312	10	17	.370
9. Illinois State	4	12	.250	6	19	.240
10. Indiana State	2	14	.125	6	21	.222

*Through games of Feb. 26

Alexander Reaches Century Mark

With four treys at Marshall, **Gregg Alexander** now has 111 three-point field goals for his career. It took the sophomore from Lincoln, Ill., only 51 games to reach the 100 plateau on treys. He ranks tied for No. 9 on the Illinois State record books and needs 11 more to move into the No. 8 spot.

For Starters ...

Illinois State has gone three straight games with the same line-up, but it wasn't always like that. In the first 13 games, the 'Birds sent 11 different quintet combos on the floor for the opening tip. For the season, ISU has had 13 various line-ups this season.

Sending Out an S.O.S.

After being picked to finish fourth in the conference and sitting with a 5-18 overall record, the Redbirds are left feeling like they're stranded on a deserted island. However, for these castaways the cause, rather than the solution, can be found in an S.O.S. - Strength of Schedule. Illinois State's non-conference schedule ranked in the top 25 by both College RPI and the Saragin Rankings.

Not Shying Away From the Competition

The Redbirds' non-conference schedule strength is well-documented. ISU posted a 2-7 against non-league foes. Combined, Illinois State's non-Valley opponents, that they have already faced, currently own a 150-79 (.655) record, with none of them posting a losing record. Three schools are leading their respective conference races, while two are in second place and two are in third.

The Road To Aberration

Playing with a sub-500 winning percentage is a rarity at Illinois State, especially this late in the season. This season only marks the Redbirds' fourth losing season in the 33 years of basketball at the Division I level at Illinois State.

Greenbirds

Prior to this season, the 13 players currently on the Illinois State roster had combined for a total of 240 games played, or just 18.5 games per player, or roughly half of one season. Moreover, of the 13 now playing, 7 had never played in an ISU game prior to this season and 6 had never played in a college game.

FT Five-Peat ?

The Redbirds are in line to accomplish the feat of shooting 70 percent or better from the charity stripe for a fifth-straight season. This year, the 'Birds are sinking 71.4 percent of their free throws, which is tied for fifth all-time. ISU has not had a stretch of five-straight seasons since it bettered 70% from 1975-1979.

Caging a Tiger

On Jan. 15, the Redbirds added Missouri transfer **Najeeb Echols** to their roster. Echols, who will have to sit out a year to meet NCAA transfer rules, will be eligible for competition on Dec. 13, 2003. Echols played in 10 games for the Tigers this season, averaging 3.1 points and 2.8 rebounds per game. As a prep, Echols was ranked by most recruiting services among the nation's top 30 seniors.

No Thanks, I'm Just Watching

Neil Plank transferred to ISU from Wisconsin, but cannot play for the 'Birds until the 2003-04 season. NCAA rules require that he sit out one season. In 27 games, Plank scored 25 points in 173 minutes for UW.

The Addition of Size, Size and More Size

Illinois State added 241 inches and 670 pounds to the program next season with the inking of **Ronnie Carlwell** (6-10, 250, Maywood, Ill. • Proviso East), **Greg Dilligard** (6-8, 215, LaBelle, Mo. • Highland) and **Michael Sams** (6-7, 205, Mt. Zion, Ill. • Mt. Zion) on the first day of the early signing period.

Redbird Flashback

Since becoming an NCAA Division I program in 1970, the Redbirds have posted a 6-3 record when playing on March 1, with one of Illinois State's victory coming in 1993 and it is today's Redbird Flashback:

Mar. 1, 1993 • Normal, Ill. - Mike VandeGarde scored a career-high 32 points as the 'Birds claimed their first outright Missouri Valley Conference regular season title with a 71-59 win over Northern Iowa. VandeGarde was 15-for-20 from the field, including 1-of-1 on threes. Scott Taylor and Steve Fitch each chipped in 12 points.



THE LAST TIME IT HAPPENED

INDIVIDUAL

A player scored 40 points ... ILLINOIS ST. Tarise Bryson (41) at C. Michigan, 12-3-00
Opponent Anthony Roberts (48), Oral Roberts, 1-6-75
A player scored 30 points ... ILLINOIS ST. Tarise Bryson (38) at Purdue, 3-15-01
Opponent Jermaine Boyette (31), Weber St., 11-16-01
A player grabbed 20 rebounds ... ILLINOIS ST. Ron deVries (24) vs. Pacific, 1-19-74
Opponent Anthony Bonner (21), St. Louis, 2-6-90
A player grabbed 15 rebounds ... ILLINOIS ST. Baboucarr Bojang (15) vs. UNI, 1-30-02
Opponent Marvin Black (18) at Marshall, 2-22-03
A player had a double-double ... ILLINOIS ST. Andy Strandmark (11p, 14r) vs. Evansville, 2-19-03
Opponent Marvin Black (12p, 18r) at Marshall, 2-22-03
A player made five 3-pointers ... ILLINOIS ST. Trey Guidry (5-6) at Drake, 2-26-03
Opponent Phillip Gilbert (5-8) at Bradley, 2-12-03
A player made 10 free throws ... ILLINOIS ST. Shedrick Ford (11-13) vs. S. Illinois, 2-16-02
Opponent Terrance McGee (11-15) at SMS, 1-15-03
A player had 15 free throw attempts ... ILLINOIS ST. Tarise Bryson (12-15) at Purdue, 3-14-01
Opponent Terrance McGee (11-15) at SMS, 1-15-03
A player had 10 assists ... ILLINOIS ST. Vince Greene (11) vs. Jacksonville, 12-18-02
Opponent Patrick Sparks (10) at Western Kentucky, 12-15-02
A player had five steals ... ILLINOIS ST. Gregg Alexander (5) at Drake, 2-26-03
Opponent Kellen Easley (5) at SMS, 1-15-03
A player blocked five shots ... ILLINOIS ST. LeRoy Watkins (5) vs. Alcorn State, 12-2-98
Opponent Caleb Halcomb (5) at Western Kentucky, 12-15-02

TEAM

A team scored 100 points ... ILLINOIS ST. vs. Southern Illinois (105), 1-10-98
Opponent vs. Oklahoma (112), 12-28-90
A team made 35 field goals ... ILLINOIS ST. at Southern Illinois (35-53), 2-28-98
Opponent vs. UT-San Antonio (35-65), 12-17-00
A team had 75 field goal attempts ... ILLINOIS ST. vs. Lewis (78), 12-2-92
Opponent vs. Akron (27-80), 11-20-98
A team shot 50 percent from the field ... ILLINOIS ST. at Bradley (.519, 27-52), 2-12-03
Opponent Drake (.512, 21-41), 2-15-03
A team made 10 3-point field goals ... ILLINOIS ST. vs. Bradley (10-24), 2-1-03
Opponent vs. Bradley (13-22), 2-1-03
A team had 25 3-point field goal attempts ... ILLINOIS ST. at Drake (8-27), 1-10-02
Opponent vs. Northern Iowa (10-26), 1-29-03
A team shot 50 percent on 3-pointers ... ILLINOIS ST. at Bradley (.571, 8-14), 2-12-03
Opponent at Drake (.500, 8-16), 2-26-03
A team made 30 free throws ... ILLINOIS ST. vs. UT-San Antonio (34-42), 12-17-01
Opponent at Drake (37-52), 1-17-01
A team had 25 assists ... ILLINOIS ST. vs. Hofstra (25), 11-25-01
Opponent na
A team had 15 steals ... ILLINOIS ST. vs. Weber State (15), 11-16-01
Opponent at Creighton (18), 12-12-99
A team had blocked 10 shots ... ILLINOIS ST. 10 vs. Evansville, 1-17-79
Opponent na

BENCH SCORING (ISU-OPP)

Table with 2 columns: Team Name and Points. Rows include Utah State, at Central Michigan, Illinois-Chicago, Chattanoogaoga, at Kent State, at Western Kentucky, Jacksonville, Northern Illinois, SMS, at Southern Illinois, at Northern Iowa, Creighton, at SMS, Wichita State, at Creighton, at Evansville, Northern Iowa, Bradley, at Wichita State, Indiana State, at Bradley, Drake, Evansville, at Marshall, at Drake, at Indiana State, Southern Illinois, Total 433-482.

2002-03 VALLEY RANKINGS

*As of February 26

Table with 3 columns: Team, Rank, and Value. Rows include Scoring Offense (9th, 64.2), Scoring Defense (8th, 70.8), Scoring Margin (9th, -6.6), Free Throw Pct (4th, .714), Field Goal Pct (9th, .436), FG Pct. Defense (10th, .482), 3-Point FG Pct (1st, .420), 3-Point FG Pct. Def (10th, .411), Rebounding Offense (9th, 30.8), Rebounding Defense (6th, 32.4), Rebounding Margin (8th, -1.6), Blocked Shots (6th, 2.44), Assists (9th, 11.40), Steals (6th, 6.44), Turnover Margin (6th, -0.76), Assist/Turnover Ratio (10th, 0.77), Offensive Rebounds (6th, 9.88), Defensive Rebounds (10th, 20.88), 3-Point Field Goals Made (6th, 6.24).

INDIVIDUAL

Table with 3 columns: Player Name, Rank, and Value. Rows include Vince Greene (2nd, 4.68), Gregg Alexander (3rd, .862), Vince Greene (13rd, 1.88), Gregg Alexander (8th, 1.44), Gregg Alexander (6th, .431), Vince Greene (7th, .420), Trey Guidry (8th, .416), Vince Greene (6th, 2.28), Gregg Alexander (8th, 2.12), Vince Greene (10th, 0.64), Andy Strandmark (10th, 0.64), Vince Greene (9th, 1.39).

ILLINOIS STATE'S 2002-03 RECORD WHEN

Table with 2 columns: Record Description and Value. Rows include Overall (6-19), Missouri Valley Conference (4-12), Playing Nationally Ranked Teams (0-2), Leading at the Half (6-4), Trailing at the Half (0-14), Tied at the Half (0-1), Leading with 5:00 to Play (6-1), Trailing with 5:00 to Play (0-17), Tied with 5:00 to Play (0-1), In Overtime (0-0), ISU out-rebounds opponent (6-3), Opponents out-rebounds ISU (0-14), ISU has 15 or fewer Turnovers (4-12), ISU has fewer Turnovers than opp. (2-6), ISU shoots 50 Percent or Better (3-3), ISU shoots 40 Percent or Better (6-13), Opponents shoot less than 40 Percent (3-1), Opponents shot 40 Percent or Better (3-18), ISU shoots better than Opponent (4-4), Opponent shoots better than ISU (2-14), ISU has more FG Attempts (2-12), Opponent has more FG Attempts (3-5), ISU Shoots better than 35% on 3's (6-16), ISU Attempts more 3's (1-8), Opponents Attempt more 3's (5-9), ISU has more FT Attempts (5-1), Opponent has more FT Attempts (1-17), ISU Scores 100 or More (0-0), ISU Scores 90 or More (0-0), ISU Scores 80 or More (1-1), ISU Scores 70 or More (3-4), ISU Scores 60 or More (5-13), ISU Scores less than 60 (1-6), Opponent Scores 100 or More (0-0), Opponent Scores 90 or More (0-1), Opponent Scores 80 or More (0-4), Opponent Scores 70 or More (2-13), Opponent Scores 60 or More (3-18), Opponent Scores less than 60 (3-1), In Games Decided by 5 or less (3-3), In Games Decided by 6-10 Points (1-5), In Games Decided by 11-20 Points (1-10), In Games Decided by 21+ Points (1-1), Day Games (3-6), Night Games (3-13), Home Court (5-8), Away Games (1-11), Neutral Games (0-0), When ISU Scores First (3-6), When ISU Wins Tip (3-5), In November (0-2), In December (1-6), In January (1-7), In February (4-4), In March (0-0), On Sunday (0-2), On Monday (0-2), On Tuesday (0-3), On Wednesday (3-3), On Thursday (0-0), On Friday (0-0), On Saturday (3-9).



SUPERLATIVES

STARTING LINEUPS – F, F, C, G, G (13):

- Alexander, Bojang, Strandmark, Greene, Guidry (0-1)
(L) – Utah State
- Alexander, Arnold, Bojang, Troc, Greene (0-1)
(L) – at Central Michigan
- Alexander, Arnold, Strandmark, Greene, Guidry (0-2)
(L) – Illinois-Chicago, Chattanooga
- Alexander, Arnold, Bojang, Ford, Guidry (0-1)
(L) – at Kent State
- Alexander, Bojang, Strandmark, Ford, Guidry (0-1)
(L) – at Western Kentucky
- Alexander, Arnold, Strandmark, Ford, Greene (1-0)
(W) – Jacksonville
- Alexander, Bojang, Strandmark, Ford, Greene (0-1)
(L) – Northern Illinois
- Alexander, Arnold, Bojang, Greene, Guidry (3-5)
(W) – Northern Iowa, Bradley, Indiana State
(L) – SMS, at Creighton, at Evansville, at Wichita State, at Bradley
- Arnold, Bojang, Ford, Greene, Guidry (0-1)
(L) – at Southern Illinois
- Alexander, Bojang, Arnold, Greene, Ford (0-3)
(L) – at Northern Iowa, Creighton, at SMS
- Burras, Arnold, Bojang, Alexander, Greene (0-1)
(L) – Wichita State
- Burras, Reid, Bojang, Alexander, Greene (0-1)
(L) – Drake
- Bojang, Reid, Strandmark, Alexander, Greene (2-1)
(W) – Evansville, at Marshall
(L) – at Drake

FIRST POINTS:

Alexander 6, Greene 5, Bojang 4, Arnold 3, Strandmark 3, Guidry 2, Ford 1, Troc 1

DOUBLE-DIGIT SCORERS (69):

Greene 17, Alexander 15, Guidry 14, Arnold 11, Bojang 7, Strandmark 4, Reid 2, Troc 1, Burras 1

DOUBLE-DIGIT REBOUNDING (4):

Strandmark 2, Bojang 1, Alexander 1

LEADING SCORER:

Guidry 11, Greene 7, Alexander 6, Arnold 2, Bojang 1

LEADING REBOUNDER:

Bojang 12, Strandmark 8, Alexander 3, Burras 3, Ford 2, Arnold 2

DOUBLE-DOUBLES (5):

Bojang 1, Guidry 1, Greene 1, Alexander 1, Strandmark 1

DUNKS (6):

Strandmark 2, Reid 1, Bojang 1, Troc 1, Burras 1

FIRST SUBSTITUTION:

Strandmark 8, Arnold 4, Bojang 3, Ford 3, Troc 3, Reid 1, Greene 1, Alexander 1

CHARGES DRAWN (31):

Alexander 7, Troc 6, Arnold 5, Burras 5, Bojang 3, Strandmark 2, Ford 2, Greene 1

MOST MINUTES:

- 40, Vince Greene vs. Wichita State, 1-18-03
- 39, Vince Greene at Drake, 2-26-03
- 39, Baboucarr Bojang at Kent State, 12-7-02
- 39, Vince Greene at Southern Illinois, 1-4-03
- 38, Vince Greene at Creighton, 1-20-03
- 38, Trey Guidry at Kent State, 12-7-02
- 38, Baboucarr Bojang vs. Wichita State, 1-18-03
- 38, Trey Guidry at Evansville, 1-25-03
- 38, Vince Greene at Evansville, 1-25-03
- 38, Vince Greene vs. Indiana State, 2-8-03


INDIVIDUAL GAME-BY-GAME (PTS-REB-ASTS)

Opponent	Alexander	Arnold	Bojang	Burras	Ford	Gillan
Utah State	6-1-0*	9-4-0	2-5-1*	0-2-0	0-1-0	DNP
at Central Michigan	18-2-0*	4-2-0*	4-0-2*	2-4-1	0-1-0	DNP
Illinois-Chicago	12-2-0*	11-6-2*	4-4-2	0-2-0	0-1-0	DNP
Chattanooga	2-2-2*	3-2-0*	15-10-1	2-3-0	6-2-1	DNP
at Kent State	13-1-0*	6-1-0*	14-6-0*	0-0-0	6-5-1*	DNP
at Western Kentucky	18-2-3*	4-5-0	3-3-0*	0-0-0	2-0-0*	0-0-0
Jacksonville	15-5-1*	5-2-0*	8-8-1	6-2-1	2-5-1*	0-0-0
Northern Illinois	4-0-2*	9-5-1	2-5-0*	2-6-0	4-2-0*	0-0-0
SMS	0-0-0*	14-3-0*	9-1-0*	2-4-1	0-3-1	0-0-0
at Southern Illinois	18-3-1	15-4-0*	12-7-1*	DNP	2-8-2*	DNP
at Northern Iowa	12-5-2*	19-3-2*	8-5-0*	0-1-0	9-5-3*	DNP
#16 Creighton	13-2-0*	13-6-0*	9-3-1*	3-1-0	2-2-0*	DNP
at SMS	5-5-0*	4-1-0*	4-8-0*	0-1-1	0-0-0*	DNP
Wichita State	11-2-4*	10-6-3*	12-9-1*	0-2-1*	4-4-1	DNP
at Creighton	9-3-0*	12-1-0*	18-6-1*	9-4-1	0-5-3	DNP
at Evansville	8-0-4*	11-4-0*	9-7-0*	2-1-0	0-1-0	DNP
Northern Iowa	17-7-1*	11-2-0*	4-6-1*	0-2-0	2-2-1	DNP
Bradley	21-10-0*	10-3-0*	0-1-0*	0-0-0	2-2-0	0-0-0
at Wichita State	12-3-3*	2-2-0*	21-5-0*	0-0-1	0-0-0	0-1-0
Indiana State	10-2-1*	6-5-0*	7-3-1*	10-5-0	0-4-0	DNP
at Bradley	15-5-4*	4-2-1*	2-7-0*	1-3-0	2-6-0	0-0-0
Drake	8-1-3*	5-5-0	4-3-0*	4-5-1*	0-1-0	DNP
Evansville	5-1-0*	0-0-0	4-7-0*	6-5-0	5-2-0	DNP
at Marshall	21-3-2*	2-5-0	11-8-1*	2-1-0	0-2-0	DNP
at Drake	5-5-0*	10-5-0	8-3-2*	4-2-0	0-2-0	DNP
at Indiana State						
Southern Illinois						

Opponent	Greene	Guidry	Harris	Hill	Reid	Strandmark	Troc
Utah State	10-3-3*	20-2-1*	DNP	DNP	2-1-1	2-2-1*	2-4-5
at Central Michigan	13-2-5*	7-2-0	DNP	DNP	8-0-0	11-7-1	2-4-1*
Illinois-Chicago	14-3-6*	14-0-3*	DNP	DNP	0-0-0	10-8-1*	0-1-0
Chattanooga	0-0-8*	26-1-0*	DNP	DNP	0-0-0	11-5-0*	3-0-2
at Kent State	3-1-3	15-4-11*	DNP	DNP	0-0-0	4-4-1	0-0-0
at Western Kentucky	6-4-3	5-4-1*	0-0-0	2-1-0	0-0-1	2-9-1*	1-2-0
Jacksonville	17-5-11*	3-2-2	0-0-0	0-1-0	2-3-0	8-2-1*	8-2-2
Northern Illinois	16-1-1*	19-2-1	DNP	DNP	DNP	5-6-0*	4-0-1
SMS	14-3-0*	3-1-0*	2-0-0	0-0-0	0-0-0	4-3-0	0-1-0
at Southern Illinois	7-1-4*	11-1-4*	DNP	DNP	DNP	0-1-0	0-0-0
at Northern Iowa	2-3-3*	0-2-0	DNP	DNP	DNP	7-4-0	7-3-1
#16 Creighton	17-3-7*	0-1-1	DNP	DNP	DNP	0-5-1	0-0-0
at SMS	13-7-1*	16-1-2	2-0-1	DNP	2-3-0	0-0-0	DNP
Wichita State	14-3-3*	15-1-0	DNP	DNP	DNP	0-2-0	0-2-0
at Creighton	13-3-8*	21-1-0*	0-1-0	DNP	0-0-1	0-0-0	0-0-0
at Evansville	14-6-4*	27-2-3*	DNP	DNP	DNP	3-5-0	0-0-0
Northern Iowa	14-4-4*	10-6-0*	DNP	DNP	2-1-0	6-5-0	10-1-1
Bradley	15-3-7*	13-1-3*	0-0-0	0-0-0	13-6-3	7-8-1	8-5-2
at Wichita State	12-3-3*	8-0-2*	0-0-0	2-0-0	6-0-1	0-5-1	8-2-0
Indiana State	14-2-5*	3-0-1*	DNP	DNP	4-0-0	6-11-2	0-2-0
at Bradley	29-3-7*	8-0-0*	DNP	DNP	8-0-0	2-2-0	5-1-2
Drake	14-3-3*	2-1-0	DNP	DNP	5-4-1*	2-4-0	4-1-0
Evansville	8-0-8*	22-0-1	DNP	DNP	4-1-1*	11-14-0*	0-0-3
at Marshall	7-5-5*	2-1-1	DNP	DNP	10-3-4*	2-5-2*	0-1-1
at Drake	8-1-4*	15-0-0	DNP	DNP	6-3-2*	7-7-1*	0-0-0
at Indiana State							
Southern Illinois							



In remembrance of former Illinois State director of athletics and coach Milt Weisbecker, who passed away in 2002, the Redbird men's basketball team will be wearing patches on its uniforms this season.



2 • Gregg Alexander

Sophomore • 6-4 • 195 • Guard/Forward • Lincoln, Ill. (Lincoln)



UPDATED PLAYER NOTES

- Swiped a career-best five steals at Drake.
- Poured in a game-high 21 at Marshall on 8-for-12 shooting, including 4-of-6 on threes.
- Entered the Marshall game with only one missed free throw on the season, but went 1-for-4 from the line.
- Played only 16 minutes against Evansville, the shortest stint of his career.
- Named Missouri Valley Conference Player of the Week on February 3.
- Has made four or more threes in a game, eight times in his career.
- Posted his first career double-double with a career-best 10 boards and a season-high 21 points against Bradley.
- Tossed in 17 points in the victory over Northern Iowa.
- For the third time this season, scored 18 points at Southern Illinois after not getting the starting nod for the first time this season.
- Has scored double-figures in 15 of 25 games.
- Posted a game-high 18 points at Central Michigan on 4-for-6 shooting on treys.
- Seven points and three boards against EA Sports.
- Had eight points, four steals and three rebounds in exhibition against SIU-Edwardsville. Shot 3-for-6 from the field, including 2-of-3 from 3-point range.
- Posted three points in the Red-White scrimmage.

2002-03 GAME-BY-GAME STATISTICS

Opponent	M	FG-A	3FG-A	FT-A	R	PF	A	TO	BLK	S	TP
• Utah State	27	2-6	2-5	0-0	1	3	0	2	0	2	6
• at Central Michigan	33	7-11	4-6	0-0	2	3	0	2	0	1	18
• Illinois-Chicago	29	4-9	4-8	0-0	2	0	0	5	0	0	12
• Chattanooga	27	1-7	0-2	0-0	2	3	2	0	0	0	2
• at Kent State	31	4-7	3-4	2-2	1	1	0	4	0	1	13
• at Western Kentucky	33	7-14	2-6	2-2	2	1	3	2	0	1	18
• Jacksonville	32	5-7	3-4	2-2	5	0	1	0	0	2	15
• Northern Illinois	35	1-10	0-6	2-2	0	5	2	1	1	0	4
• SMS*	22	0-3	0-1	0-0	0	1	0	1	0	0	0
• at Southern Illinois*	26	7-16	2-8	2-2	3	4	1	1	0	0	18
• at Northern Iowa*	36	3-8	2-3	4-4	5	0	2	2	0	3	12
• Creighton*	35	4-9	2-5	3-3	2	2	0	4	0	1	13
• at SMS*	37	1-10	0-4	3-4	5	2	0	2	0	3	5
• Wichita State*	36	4-11	1-6	2-2	2	1	4	0	0	1	11
• at Creighton*	30	2-5	2-3	3-3	3	0	0	4	0	2	9
• at Evansville*	32	3-9	2-5	0-0	0	4	4	3	0	1	8
• Northern Iowa*	31	6-9	3-3	2-2	7	1	1	1	0	1	17
• Bradley*	32	8-16	5-9	0-0	10	2	0	4	1	2	21
• at Wichita State*	36	3-9	3-7	3-3	3	0	3	2	1	1	12
• Indiana State*	32	4-9	2-5	0-0	2	3	1	2	1	2	10
• at Bradley*	37	5-12	3-7	2-2	5	5	4	1	0	0	15
• Drake*	33	3-6	2-4	0-0	1	2	3	2	0	3	8
• Evansville*	16	2-6	1-3	0-0	1	1	0	3	0	3	5
• at Marshall	31	8-12	4-6	1-4	3	3	2	0	0	1	21
• at Drake*	25	2-8	1-3	0-0	5	5	0	1	0	5	5
• at Indiana State*											
• Southern Illinois*											

* Missouri Valley Conference game

ALEXANDER'S CAREER HIGHS

Points	24 vs. Hofstra, 11-25-01
Rebounds	10 vs. Bradley, 2-1-03
Assists	4, four times
Steals	5 at Drake, 2-26-03
Blocks	1, four times
Minutes	42 vs. Hofstra, 11-25-01

ALEXANDER'S SEASON HIGHS

Points	21, twice
Rebounds	10 vs. Bradley, 2-1-03
Assists	4, twice
Steals	5 at Drake, 2-26-03
Blocks	1, four times
Minutes	37 at SMS, 1-15-03

ALEXANDER'S CAREER STATISTICS


YEAR	G-GS	MIN	FG-FGA	PCT	3FG-FGA	PCT	FT-FTA	PCT	O-D	REB	AVG	AST	TO	BLK	STL	TP	AVG
01-02	31-30	1004	112-254	.441	58-148	.392	28-37	.757	22-78	100	3.2	64	37	0	40	310	10.0
02-03	25-24	774	96-229	.419	53-123	.431	33-37	.892	16-56	72	2.9	33	49	4	36	278	11.1
Total	56-54	1778	208-483	.431	111-271	.410	61-74	.824	38-134	172	3.1	97	86	4	76	588	10.5

ALEXANDER'S MISSOURI VALLEY CONFERENCE STATISTICS

YEAR	G-GS	MIN	FG-FGA	PCT	3FG-FGA	PCT	FT-FTA	PCT	O-D	REB	AVG	AST	TO	BLK	STL	TP	AVG
01-02	18-17	602	68-152	.447	37-88	.420	14-18	.778	11-46	57	3.2	33	29	0	21	187	10.4
02-03	16-15	496	57-146	.390	31-76	.408	24-25	.960	13-41	54	3.4	23	33	3	28	169	10.6
Total	34-32	1098	125-298	.419	68-164	.415	38-43	.884	24-87	111	3.3	56	62	3	49	356	10.5

ALEXANDER AGAINST INDIANA STATE

G-GS	MIN	FG-FGA	PCT	3FG-FGA	PCT	FT-FTA	PCT	REB	AVG	AST	BLK	STL	TP	AVG
3-3	98	12-25	.480	1-7	.143	2-2	1.000	12	4.0	3	1	3	29	9.7



21 • Marcus Arnold



Freshman • 6-8 • 225 • Forward • Chicago, Ill. (Morgan Park)

UPDATED PLAYER NOTES

- Snapped his six-game single-digit scoring string with 10 points at Drake.
- Collected five rebounds at Marshall in 16 minutes.
- Only logged four minutes against Evansville and was held scoreless for the first time in his career.
- Has 11 double-digit scoring games this season.
- Has not started the last four games after 13 straight starts.
- Has grabbed five or more boards nine times this season.
- Scored nine points in his collegiate debut against Utah State.
- In 15 minutes, recorded four points and two boards against EA Sports.
- Saw 19 minutes of action in the first exhibition against SIU-Edwardsville. Finished with six points on 3-for-5 shooting with one rebound and a block.
- Dumped in six points in the Red-White scrimmage.

2002-03 GAME-BY-GAME STATISTICS

Opponent	M	FG-A	3FG-A	FT-A	R	PF	A	TO	BLK	S	TP
Utah State	20	4-7	0-0	1-4	4	1	0	1	0	0	9
at Central Michigan	22	2-4	0-0	0-0	2	3	0	1	0	0	4
Illinois-Chicago	25	4-7	0-0	3-4	6	4	2	1	4	0	11
Chattanooga	11	1-1	0-0	1-2	2	3	0	1	1	0	3
at Kent State	22	3-5	0-0	0-0	1	3	0	1	0	0	6
at Western Kentucky	15	2-3	0-0	0-0	5	4	0	1	1	0	4
Jacksonville	18	2-8	0-0	1-1	2	3	0	0	1	0	5
Northern Illinois	22	4-7	0-0	1-3	5	3	1	2	1	0	9
SMS*	23	4-6	0-0	6-9	3	4	0	1	0	0	14
at Southern Illinois*	36	7-11	0-0	1-1	4	5	0	1	1	0	15
at Northern Iowa*	31	9-18	0-0	1-2	3	2	2	0	0	0	19
Creighton*	30	5-11	0-0	3-3	6	4	0	1	0	0	13
at SMS*	17	1-2	0-0	2-2	1	5	0	1	1	0	4
Wichita State*	30	3-11	0-0	4-5	6	2	3	3	2	0	10
at Creighton*	23	5-9	0-0	2-2	1	5	0	1	0	0	12
at Evansville*	26	5-10	0-0	1-3	4	5	0	2	0	2	11
Northern Iowa*	23	4-8	0-0	3-5	2	0	0	0	0	0	11
Bradley*	18	3-5	0-0	4-4	3	2	0	0	1	0	10
at Wichita State*	8	1-6	0-0	0-0	2	1	0	0	0	0	2
Indiana State*	20	2-3	0-0	2-2	5	0	0	4	2	0	6
at Bradley*	17	1-4	0-0	2-2	2	1	1	0	1	0	4
Drake*	17	2-5	0-0	1-3	5	1	0	0	0	0	5
Evansville*	4	0-2	0-0	0-0	0	2	0	1	0	0	0
at Marshall	16	1-2	0-0	0-0	5	2	0	1	0	0	2
at Drake*	22	3-6	0-0	4-6	5	1	0	0	0	1	10
at Indiana State*											
Southern Illinois*											

* Missouri Valley Conference game

ARNOLD'S CAREER HIGHS

Points	19 at Northern Iowa, 1-7-03
Rebounds	6, three times
Assists	3 vs. Wichita State, 1-18-03
Steals	2 at Evansville, 1-25-03
Blocks	4 vs. Illinois-Chicago, 11-30-02
Minutes	36 at Southern Illinois, 1-4-03

ARNOLD'S SEASON HIGHS

Points	19 at Northern Iowa, 1-7-03
Rebounds	6, three times
Assists	3 vs. Wichita State, 1-18-03
Steals	2 at Evansville, 1-25-03
Blocks	4 vs. Illinois-Chicago, 11-30-02
Minutes	36 at Southern Illinois, 1-4-03

ARNOLD'S CAREER STATISTICS

YEAR	G-GS	MIN	FG-FGA	PCT	3FG-FGA	PCT	FT-FTA	PCT	O-D	REB	AVG	AST	TO	BLK	STL	TP	AVG
02-03	25-18	516	78-161	.484	0-0	.000	43-63	.683	35-49	84	3.4	9	24	16	3	199	8.0

ARNOLD'S MISSOURI VALLEY CONFERENCE STATISTICS

YEAR	G-GS	MIN	FG-FGA	PCT	3FG-FGA	PCT	FT-FTA	PCT	O-D	REB	AVG	AST	TO	BLK	STL	TP	AVG
02-03	16-13	345	55-117	.470	0-0	.000	36-49	.735	21-31	52	3.3	6	15	8	3	146	9.1

ARNOLD AGAINST INDIANA STATE

G-GS	MIN	FG-FGA	PCT	3FG-FGA	PCT	FT-FTA	PCT	O-D	REB	AVG	AST	TO	BLK	STL	TP	AVG
1-1	20	2-3	.667	0-0	.000	2-2	1.000	0-5	5	5.0	0	4	2	0	6	6.0



23 • Baboucarr Bojang



Senior • 6-9 • 205 • Forward • Greenville, S.C. (Wade Hampton/SMS-West Plains)

UPDATED PLAYER NOTES

- Scored eight points in the first half at Drake, but didn't post a single point in the second half.
- Registered his sixth double-digit scoring game of the season with 11 at Marshall.
- Had his best all-around game of the season with 21 points on 8-for-10 shooting at Wichita State.
- Has had single-digit scoring in seven of the last nine games.
- Had 18 points at Creighton.
- One rebound shy of his second double-double of the season against Wichita State.
- Had his first double-double of the season with 15 points and 10 rebounds against Chattanooga.
- Posted his first career game without a rebound at Central Michigan and his first without a field goal against Illinois-Chicago.
- Tallied a double-double against EA Sports with 15 points and 10 rebounds.
- Finished with 14 points on 6-for-8 shooting along with six boards against SIU-Edwardsville.
- Named to the Preseason All-Missouri Valley Conference Team.
- Posted nine points in the Red-White game.

2002-03 GAME-BY-GAME STATISTICS

Opponent	M	FG-A	3FG-A	FT-A	R	PF	A	TO	BLK	S	TP
Utah State	29	1-4	0-0	0-2	5	3	1	2	0	0	2
at Central Michigan	21	2-5	0-0	0-0	0	5	2	1	0	0	4
Illinois-Chicago	27	0-6	0-0	4-5	4	3	2	3	1	1	4
Chattanooga	30	4-10	0-0	7-8	10	1	1	3	1	0	15
at Kent State	39	6-15	0-0	2-2	6	4	0	2	0	1	14
at Western Kentucky	17	1-4	0-0	1-2	3	2	0	0	1	1	3
Jacksonville	29	3-8	0-0	2-2	8	3	1	2	1	2	8
Northern Illinois	14	0-0	0-0	2-4	5	5	0	3	1	0	2
SMS*	25	2-4	0-0	5-6	1	0	0	3	2	2	9
at Southern Illinois*	32	3-6	0-0	6-8	7	4	1	2	0	0	12
at Northern Iowa*	27	4-6	0-0	0-0	5	5	0	1	0	1	8
Creighton*	27	4-10	0-0	1-1	3	2	1	1	1	1	9
at SMS*	28	1-2	0-0	2-4	8	5	0	3	0	0	4
Wichita State*	38	6-12	0-0	0-0	9	4	1	3	0	2	12
at Creighton*	29	8-12	0-0	2-2	6	3	1	1	0	0	18
at Evansville*	34	3-8	0-0	3-4	7	4	0	1	0	1	9
Northern Iowa*	32	1-7	0-0	2-2	6	1	1	3	0	1	4
Bradley*	7	0-2	0-0	0-0	1	0	0	1	0	0	0
at Wichita State*	35	8-10	0-0	5-6	5	4	0	1	0	0	21
Indiana State*	25	2-3	0-0	3-4	3	2	1	2	0	0	7
at Bradley*	18	1-5	0-0	0-0	7	2	0	1	0	0	2
Drake*	27	1-5	0-0	2-2	3	3	0	1	0	2	4
Evansville*	31	2-8	0-0	0-0	7	3	0	0	0	1	4
at Marshall	35	5-13	0-0	1-2	8	2	1	1	0	2	11
at Drake*	23	4-6	0-0	0-2	3	4	2	2	0	0	8
at Indiana State*											
Southern Illinois*											

* Missouri Valley Conference game

BOJANG'S CAREER HIGHS

Points	26 at Chattanooga, 12-15-01
Rebounds	15 vs. Northern Iowa, 1-30-02
Assists	4 vs. Evansville, 2-13-02
Steals	4, twice
Blocks	4 vs. Northern Iowa, 1-30-02
Minutes	39, twice

BOJANG'S SEASON HIGHS

Points	21 at Wichita State, 2-4-03
Rebounds	10 vs. Chattanooga, 12-2-02
Assists	2, twice
Steals	2, four times
Blocks	2 vs. SMS, 12-29-02
Minutes	39 at Kent State, 12-7-02

BOJANG'S CAREER STATISTICS


YEAR	G-GS	MIN	FG-FGA	PCT	3FG-FGA	PCT	FT-FTA	PCT	O-D	REB	AVG	AST	TO	BLK	STL	TP	AVG
01-02	31-29	971	158-339	.466	0-0	.000	93-128	.727	75-162	237	7.6	29	74	9	30	409	13.2
02-03	25-22	679	72-171	.421	0-0	.000	50-68	.735	51-79	130	5.2	16	43	8	18	194	7.8
Total	56-51	1650	230-510	.451	0-0	.000	143-196	.730	126-241	367	6.6	45	117	17	48	603	10.8

BOJANG'S MISSOURI VALLEY CONFERENCE STATISTICS

YEAR	G-GS	MIN	FG-FGA	PCT	3FG-FGA	PCT	FT-FTA	PCT	O-D	REB	AVG	AST	TO	BLK	STL	TP	AVG
01-02	18-16	566	85-193	.440	0-0	.000	55-70	.786	40-101	141	7.8	21	46	8	15	225	12.5
02-03	16-16	438	50-106	.472	0-0	.000	31-41	.756	35-46	81	5.1	8	26	3	11	131	8.2
Total	34-32	1004	135-299	.452	0-0	.000	86-111	.775	75-147	222	6.5	29	72	11	26	356	10.5

BOJANG AGAINST INDIANA STATE

G-GS	MIN	FG-FGA	PCT	3FG-FGA	PCT	FT-FTA	PCT	REB	AVG	AST	BLK	STL	TP	AVG
3-3	81	11-25	.440	0-0	.000	8-10	.800	21	7.0	4	0	0	30	10.0



1 • Chris Burras

Freshman • 6-5 • 210 • Forward • Chicago, Ill. (Leo)



2002-03 GAME-BY-GAME STATISTICS

Opponent	M	FG-A	3FG-A	FT-A	R	PF	A	TO	BLK	S	TP
Utah State	6	0-1	0-0	0-0	2	1	0	0	0	0	0
at Central Michigan	9	1-3	0-0	0-0	4	3	1	2	0	1	2
Illinois-Chicago	6	0-1	0-0	0-0	2	0	1	0	0	0	0
Chattanooga	13	1-7	0-0	0-0	3	2	0	1	0	0	2
at Kent State	1	0-0	0-0	0-0	0	0	0	0	0	0	0
at Western Kentucky	13	0-4	0-0	0-0	0	2	0	2	0	0	0
Jacksonville	9	3-4	0-0	0-0	2	1	1	0	0	1	6
Northern Illinois	15	1-1	0-0	0-0	6	3	0	0	0	2	2
SMS*	21	0-1	0-0	2-6	4	2	1	1	0	0	2
at Southern Illinois*					Did Not Play						
at Northern Iowa*	4	0-1	0-1	0-0	1	1	0	0	0	0	0
Creighton*	8	1-3	1-1	0-0	1	3	0	2	0	0	3
at SMS*	18	0-4	0-0	0-0	1	3	1	3	1	1	0
Wichita State*	7	0-0	0-0	0-0	2	0	1	0	0	0	0
at Creighton*	14	1-5	0-0	7-8	4	4	1	1	0	2	9
at Evansville*	8	1-1	0-0	0-0	1	2	0	0	0	0	2
Northern Iowa*	6	0-1	0-0	0-2	2	0	0	0	0	0	0
Bradley*	1	0-0	0-0	0-0	0	0	0	0	0	0	0
at Wichita State*	8	0-4	0-0	0-0	0	1	1	0	1	0	0
Indiana State*	14	5-8	0-0	0-1	5	1	0	1	0	0	10
at Bradley*	5	0-1	0-0	1-2	3	0	0	0	0	0	1
Drake*	20	1-6	0-0	2-4	5	2	1	1	0	0	4
Evansville*	11	3-6	0-0	0-0	5	2	0	0	0	0	6
at Marshall	5	1-2	0-0	0-0	1	1	0	1	0	0	2
at Drake*	8	2-3	0-0	0-2	2	2	0	2	0	1	4
at Indiana State*											
Southern Illinois*											

* Missouri Valley Conference game

UPDATED PLAYER NOTES

- Scored in each of the last six games.
- Has grabbed four or more rebounds in seven games this season.
- Averaging 4.5 points over his last six games.
- Has his second career start with four points and five rebounds against Drake.
- Had a career-high 10 points against Indiana State on 5-for-8 shooting. Also added five rebounds.
- Scored nine points at Creighton that included a 7-for-8 effort from the foul line.
- Got his first career start against Wichita State, but only logged seven minutes and didn't score.
- Hit his first career three-pointer against Creighton.
- Posted a career-best six rebounds against Northern Illinois.
- Collected two points and four boards at Central Michigan in nine minutes.
- Posted five points and five rebounds against EA Sports.
- Scored 10 points in the Red-White scrimmage.
- Came off the bench to score 12 points in the 'Birds exhibition win over SIU-Edwardsville. Added two steals and two assists in 20 minutes.

BURRAS' CAREER HIGHS

Points	10 vs. Indiana State, 2-8-03
Rebounds	6 vs. Northern Illinois, 12-21-02
Assists	1, five times
Steals	2, twice
Blocks	1 at SMS, 1-15-03
Minutes	21 vs. SMS, 12-29-02

BURRAS' SEASON HIGHS

Points	10 vs. Indiana State, 2-8-03
Rebounds	6 vs. Northern Illinois, 12-21-02
Assists	1, five times
Steals	2, twice
Blocks	1 at SMS, 1-15-03
Minutes	21 vs. SMS, 12-29-02

BURRAS' CAREER STATISTICS


YEAR	G-GS	MIN	FG-FGA	PCT	3FG-FGA	PCT	FT-FTA	PCT	O-D	REB	AVG	AST	TO	BLK	STL	TP	AVG
02-03	24-2	230	21-67	.313	1-2	.500	12-25	.480	21-35	56	2.3	8	18	2	8	55	2.3

BURRAS' MISSOURI VALLEY CONFERENCE STATISTICS

YEAR	G-GS	MIN	FG-FGA	PCT	3FG-FGA	PCT	FT-FTA	PCT	O-D	REB	AVG	AST	TO	BLK	STL	TP	AVG
02-03	15-2	153	14-44	.318	1-2	.500	12-25	.480	12-24	36	2.4	6	11	2	4	41	2.7

BURRAS AGAINST INDIANA STATE

G-GS	MIN	FG-FGA	PCT	3FG-FGA	PCT	FT-FTA	PCT	O-D	REB	AVG	AST	TO	BLK	STL	TP	AVG
1-0	14	5-8	.625	0-0	.000	0-1	.000	3-2	5	5.0	0	1	0	0	10	10.0



3• Dana Ford

Freshman • 6-4 • 185 • Guard • Tamms, Ill. (Egyptian)



2002-03 GAME-BY-GAME STATISTICS

Opponent	M	FG-A	3FG-A	FT-A	R	PF	A	TO	BLK	S	TP
Utah State	4	0-0	0-0	0-0	1	0	0	1	0	0	0
at Central Michigan	1	0-0	0-0	0-0	1	1	0	0	0	0	0
Illinois-Chicago	8	0-1	0-0	0-0	1	1	0	0	0	0	0
Chattanooga	17	3-4	0-0	0-1	2	2	1	1	2	2	6
at Kent State	30	3-5	0-0	0-0	5	1	1	1	0	0	6
at Western Kentucky	22	1-3	0-1	0-0	0	0	0	1	0	1	2
Jacksonville	18	1-4	0-0	0-2	5	0	1	1	0	0	2
Northern Illinois	13	2-4	0-0	0-0	2	1	0	2	0	1	4
SMS*	19	0-5	0-0	0-0	3	2	1	0	0	0	0
at Southern Illinois*	31	1-3	0-0	0-0	8	2	2	0	0	3	2
at Northern Iowa*	31	4-5	1-1	0-0	5	3	3	2	1	1	9
Creighton*	22	1-5	0-0	0-0	2	3	0	4	0	0	2
at SMS*	6	0-0	0-0	0-0	0	0	0	3	0	0	0
Wichita State*	19	2-3	0-0	0-0	4	4	1	1	0	1	4
at Creighton*	18	0-3	0-0	0-0	5	3	3	2	0	0	0
at Evansville*	10	0-1	0-0	0-0	1	2	0	1	2	1	0
Northern Iowa*	8	1-2	0-0	0-2	2	1	1	2	0	1	8
Bradley*	13	1-1	0-0	0-0	2	4	0	1	0	0	2
at Wichita State*	3	0-2	0-0	0-0	0	0	0	0	0	0	0
Indiana State*	7	0-0	0-0	0-0	4	0	0	2	0	0	0
at Bradley*	18	1-2	0-0	0-0	6	4	0	1	0	0	2
Drake*	6	0-0	0-0	0-1	1	0	0	0	0	0	0
Evansville*	10	2-3	0-0	1-3	2	1	0	1	0	1	5
at Marshall	2	0-0	0-0	0-0	2	0	0	2	0	0	0
at Drake*	3	0-0	0-0	0-0	2	1	0	1	0	0	0
at Indiana State*											
Southern Illinois*											

* Missouri Valley Conference game

UPDATED PLAYER NOTES

- Has scored twice in his last seven games.
- Has logged a total of 49 minutes in the last seven games, including five combined in his last two.
- Converted five of his last 10 field goal attempts.
- Has grabbed four or more rebounds in eight games this season.
- Scored a career-high nine points on 4-for-5 shooting at Northern Iowa.
- Saw eight minutes of action against EA Sports without a point. Added one board, one assist and one steal.
- Started at guard in the exhibition game against SIU-Edwardsville and finished with four points, six rebounds and five assists.
- Tossed in six points in the annual Red-White game.

FORD'S CAREER HIGHS

Points	9 at Northern Iowa, 1-7-03
Rebounds	8 at Southern Illinois, 1-4-03
Assists	3, twice
Steals	3 at Southern Illinois, 1-4-03
Blocks	2, twice
Minutes	31, twice

FORD'S SEASON HIGHS

Points	9 at Northern Iowa, 1-7-03
Rebounds	8 at Southern Illinois, 1-4-03
Assists	3, twice
Steals	3 at Southern Illinois, 1-4-03
Blocks	2, twice
Minutes	31, twice

FORD'S CAREER STATISTICS

YEAR	G-GS	MIN	FG-FGA	PCT	3FG-FGA	PCT	FT-FTA	PCT	O-D	REB	AVG	AST	TO	BLK	STL	TP	AVG
02-03	25-8	339	23-56	.411	1-2	.500	1-9	.111	22-44	66	2.6	14	30	5	12	48	1.9

FORD'S MISSOURI VALLEY CONFERENCE STATISTICS

YEAR	G-GS	MIN	FG-FGA	PCT	3FG-FGA	PCT	FT-FTA	PCT	O-D	REB	AVG	AST	TO	BLK	STL	TP	AVG
02-03	16-4	224	13-35	.371	1-1	1.000	1-6	.167	15-32	47	2.9	11	21	3	8	28	1.8

FORD AGAINST INDIANA STATE

G-GS	MIN	FG-FGA	PCT	3FG-FGA	PCT	FT-FTA	PCT	O-D	REB	AVG	AST	TO	BLK	STL	TP	AVG
1-0	7	0-0	.000	0-0	.000	0-0	.000	0-4	4	4.0	0	2	0	0	0	0.0



44 • Brett Gillan



Senior • 6-4 • 190 • Guard/Forward • Normal, Ill. (Normal Community)

2002-03 GAME-BY-GAME STATISTICS

Opponent	M	FG-A	3FG-A	FT-A	R	PF	A	TO	BLK	S	TP
Utah State											
at Central Michigan											
Illinois-Chicago											
Chattanooga											
at Kent State											
at Western Kentucky	2	0-0	0-0	0-0	0	0	0	1	0	1	0
Jacksonville	0+	0-0	0-0	0-0	0	0	0	0	0	0	0
Northern Illinois	0+	0-0	0-0	0-0	0	0	0	1	0	0	0
SMS*	3	0-0	0-0	0-0	0	0	0	0	0	0	0
at Southern Illinois*											
at Northern Iowa*											
Creighton*											
at SMS*											
Wichita State*											
at Creighton*											
at Evansville*											
Northern Iowa*											
Bradley*	1	0-0	0-0	0-0	0	0	0	0	0	0	0
at Wichita State*	1	0-0	0-0	0-0	1	0	0	0	0	0	0
Indiana State*											
at Bradley*	1	0-0	0-0	0-0	0	0	0	0	0	0	0
Drake*											
Evansville*											
at Marshall											
at Drake*											
at Indiana State*											
Southern Illinois*											

* Missouri Valley Conference game

GILLAN'S CAREER HIGHS

Points	2, three times
Rebounds	1, six times
Assists	1 vs. Creighton, 1-2-02
Steals	1 at Western Kentucky, 12-15-02
Blocks	None
Minutes	4, twice

GILLAN'S SEASON HIGHS


Points	0
Rebounds	1 at Wichita State, 2-4-03
Assists	0
Steals	1 at Western Kentucky, 12-15-02
Blocks	0
Minutes	3 vs. SMS, 12-29-02

GILLAN'S CAREER STATISTICS

YEAR	G-GS	MIN	FG-FGA	PCT	3FG-FGA	PCT	FT-FTA	PCT	O-D	REB	AVG	AST	TO	BLK	STL	TP	AVG
99-00	8-0	9	1-1	1.000	0-0	.000	0-0	.000	0-1	1	0.1	0	0	0	0	2	0.3
00-01	14-0	20	2-4	.500	0-2	.000	0-0	.000	0-2	2	0.1	1	1	0	0	4	0.3
01-02	8-0	15	0-0	.000	0-0	.000	0-0	.000	0-2	2	0.3	1	1	0	0	0	0.0
02-03	7-0	8	0-0	.000	0-0	.000	0-0	.000	1-0	1	0.1	0	2	0	1	0	0.0
Total	37-0	52	3-5	.600	0-2	.000	0-0	.000	1-5	6	0.2	2	4	0	1	6	0.2

GILLAN'S MISSOURI VALLEY CONFERENCE STATISTICS

YEAR	G-GS	MIN	FG-FGA	PCT	3FG-FGA	PCT	FT-FTA	PCT	O-D	REB	AVG	AST	TO	BLK	STL	TP	AVG
99-00	5-0	5	1-1	1.000	0-0	.000	0-0	.000	0-1	1	0.2	0	0	0	0	2	0.4
00-01	6-0	8	0-1	.000	0-1	.000	0-0	.000	0-1	1	0.2	0	1	0	0	0	0.0
01-02	4-0	9	0-0	.000	0-0	.000	0-0	.000	0-1	1	0.3	1	0	0	0	0	0.0
02-03	4-0	6	0-0	.000	0-0	.000	0-0	.000	1-0	1	0.3	0	0	0	0	0	0.0
Total	19-0	28	1-2	.500	0-1	.000	0-0	.000	1-3	4	0.2	1	1	0	0	2	0.1



11 • Vince Greene

Sophomore • 5-9 • 160 • Guard • Chicago, Ill. (Brother Rice)



2002-03 GAME-BY-GAME STATISTICS

Opponent	M	FG-A	3FG-A	FT-A	R	PF	A	TO	BLK	S	TP
Utah State	33	4-12	2-6	0-0	3	2	3	4	0	0	10
at Central Michigan	27	5-9	1-2	2-2	2	0	5	7	0	1	13
Illinois-Chicago	28	5-9	2-3	2-2	3	5	6	1	0	1	14
Chattanooga	33	0-8	0-4	0-0	0	1	8	1	0	1	0
at Kent State	17	1-2	1-1	0-0	1	0	3	2	0	2	3
at Western Kentucky	21	2-6	0-2	2-2	4	1	3	3	0	2	6
Jacksonville	34	6-11	3-6	2-2	5	2	11	2	0	1	17
Northern Illinois	34	5-9	2-6	4-4	1	3	1	3	0	4	16
SMS*	23	5-6	2-2	2-2	0	1	1	5	0	1	14
at Southern Illinois*	39	3-8	1-2	0-1	1	2	4	4	0	1	7
at Northern Iowa*	19	1-2	0-0	0-0	3	2	3	4	0	0	2
Creighton*	36	5-5	3-3	4-5	3	3	7	2	0	4	17
at SMS*	33	3-9	2-4	5-7	7	3	1	4	0	2	13
Wichita State*	40	5-8	3-4	1-2	3	1	3	1	0	4	14
at Creighton*	38	6-10	1-3	0-0	3	3	8	3	0	3	13
at Evansville*	38	6-12	2-5	0-1	6	4	4	4	0	7	14
Northern Iowa*	33	4-8	1-2	5-6	4	1	4	2	0	1	14
Bradley*	31	3-6	1-2	8-8	3	2	7	2	0	0	15
at Wichita State*	32	4-6	2-4	2-2	3	4	3	3	0	2	12
Indiana State*	38	6-8	2-3	0-0	2	1	5	7	0	2	14
at Bradley*	37	10-13	2-2	7-8	3	3	7	3	0	0	29
Drake*	36	7-16	0-5	0-0	3	4	3	3	0	4	14
Evansville*	28	3-6	0-1	2-2	0	2	8	8	0	3	8
at Marshall	35	3-10	1-3	0-0	5	0	5	2	0	1	7
at Drake*	39	3-9	0-6	2-2	1	0	4	4	0	0	8
at Indiana State*											
Southern Illinois*											

* Missouri Valley Conference game

UPDATED PLAYER NOTES

- Has 20 assists and 17 turnovers in his last four games.
- Has gone three straight games with single-digit scoring after going 11 games in double figures.
- Had a career-best 29 points at Bradley. Scored 24 in the second half and finished shooting 10-for-13 from the field, including 2-of-2 on threes. Also added seven assists and went 7-for-8 from the line.
- Had a career-high and matched the Redbird record with seven steals at Evansville.
- Converted 26 of his last 28 free throw attempts (.929).
- Pulled down a career-high seven rebounds at SMS.
- Has 22 double-figure games in his career, including 17 this season.
- Against Jacksonville, had 17 points, 11 assists and five rebounds.
- Led the 'Birds in scoring with 16 points against EA Sports, on 3-for-4 shooting on 3-pointers.
- Poured in a game-high 26 points against SIU-Edwardsville and was 6-for-7 on treys. Also added four assists in 27 minutes of action.
- Scored four points in the Red-White game.

GREENE'S CAREER HIGHS

Points	29 at Bradley, 2-12-03
Rebounds	7 at SMS, 1-15-03
Assists	11 vs. Jacksonville, 12-18-02
Steals	7 at Evansville, 1-25-03
Blocks	0
Minutes	40 vs. Wichita State, 1-18-03

GREENE'S SEASON HIGHS

Points	29 at Bradley, 2-12-03
Rebounds	7 at SMS, 1-15-03
Assists	11 vs. Jacksonville, 12-18-02
Steals	7 at Evansville, 1-25-03
Blocks	0
Minutes	40 vs. Wichita State, 1-18-03

GREENE'S CAREER STATISTICS


YEAR	G-GS	MIN	FG-FGA	PCT	3FG-FGA	PCT	FT-FTA	PCT	O-D	REB	AVG	AST	TO	BLK	STL	TP	AVG
01-02	31-2	472	43-123	.350	23-55	.418	36-42	.857	4-18	22	0.7	58	52	1	15	145	4.7
02-03	25-23	801	105-208	.505	34-81	.420	50-58	.862	11-58	69	2.8	117	84	0	47	294	11.8
Total	56-25	1273	148-331	.447	57-136	.419	86-100	.860	15-76	91	1.6	175	136	1	62	439	7.8

GREENE'S MISSOURI VALLEY CONFERENCE STATISTICS

YEAR	G-GS	MIN	FG-FGA	PCT	3FG-FGA	PCT	FT-FTA	PCT	O-D	REB	AVG	AST	TO	BLK	STL	TP	AVG
01-02	18-0	224	20-52	.385	13-31	.419	5-6	.833	1-12	13	0.7	23	19	1	10	58	3.2
02-03	16-16	541	74-132	.561	22-48	.458	38-46	.826	8-37	45	2.8	72	59	0	34	208	13.0
Total	34-16	765	94-184	.511	35-79	.443	43-52	.827	9-49	58	1.7	95	78	1	44	266	7.8

GREENE AGAINST INDIANA STATE

G-GS	MIN	FG-FGA	PCT	3FG-FGA	PCT	FT-FTA	PCT	REB	AVG	AST	BLK	STL	TP	AVG
3-1	55	7-11	.636	3-4	.750	0-0	.000	3	1.0	7	0	2	17	5.7



24 • Trey Guidry

Sophomore • 6-2 • 185 • Guard • Baton Rouge, La. (Central/North Carolina State)



UPDATED PLAYER NOTES

- Posted his second double-digit scoring game in three tries at Drake with 15 points, with 5-for-6 shooting on threes.
- Had his fifth 20-point game of the season with 22 against Evansville.
- Had 12 field goal attempts against Evansville, after posting only 14 in the previous three games combined.
- Posted a career-best six boards in the win over UNI.
- Poured in a career-high 27 points at Evansville, with 21 coming in the first half.
- Scored 21 at Creighton on 8-for-10 shooting.
- Dished out a career-best 11 assists and posted his first career double-double with 15 points at Kent State.
- Tossed in 26 points against Chattanooga with a 4-for-5 effort from behind the arc.
- Poured in a team-high 20 points in the opener against Utah State with six treys.
- Played 19 minutes against EA Sports with seven points.
- His left foot was placed in a cast as a precautionary measure to heal a slight stress fracture. As a result, he did not play in the first exhibition.
- Scored a game-high 22 points in the Red-White game powered by six 3-pointers.

2002-03 GAME-BY-GAME STATISTICS

Opponent	M	FG-A	3FG-A	FT-A	R	PF	A	TO	BLK	S	TP
Utah State	35	7-17	6-11	0-0	2	2	1	3	1	0	20
at Central Michigan	24	3-7	1-2	0-0	2	0	0	1	0	0	7
Illinois-Chicago	33	4-17	4-12	2-2	0	3	3	1	0	2	14
Chattanooga	32	11-15	4-5	0-0	1	4	0	2	0	1	26
at Kent State	38	7-14	1-3	0-0	4	4	11	3	0	1	15
at Western Kentucky	31	2-15	1-7	0-0	4	1	1	1	0	2	5
Jacksonville	20	1-5	0-3	1-2	2	2	2	4	0	1	3
Northern Illinois	25	7-15	5-9	0-0	2	2	1	1	1	0	19
SMS*	28	1-6	1-3	0-0	1	3	0	1	0	1	3
at Southern Illinois*	24	3-9	2-2	3-4	1	4	4	5	0	0	11
at Northern Iowa*	11	0-2	0-0	0-0	2	1	0	2	0	0	0
Creighton*	19	0-4	0-3	0-0	1	0	1	2	0	0	0
at SMS*	30	6-11	3-6	1-2	1	2	2	2	0	0	16
Wichita State*	15	5-13	3-6	2-3	1	1	0	1	0	0	15
at Creighton*	33	8-10	5-7	0-0	1	2	0	6	0	0	21
at Evansville*	38	7-21	5-14	8-9	2	2	3	2	0	0	27
Northern Iowa*	26	3-9	2-6	2-2	6	1	0	2	0	0	10
Bradley*	28	5-14	2-9	1-1	1	2	3	3	0	0	13
at Wichita State*	22	2-10	1-6	3-4	0	3	2	0	0	0	8
Indiana State*	24	1-4	0-2	1-2	0	0	1	2	0	0	3
at Bradley*	19	3-5	2-3	0-0	0	2	0	4	0	0	8
Drake*	14	1-5	0-2	0-0	1	2	0	1	0	0	2
Evansville*	27	7-12	4-7	4-4	0	2	1	0	0	0	22
at Marshall	15	1-5	0-3	0-0	1	1	1	1	0	1	2
at Drake*	23	5-11	5-6	0-0	0	2	0	0	0	0	15
at Indiana State*											
Southern Illinois*											

* Missouri Valley Conference game

GUIDRY'S CAREER HIGHS

Points	27 at Evansville, 1-25-03
Rebounds	6 vs. Northern Iowa, 1-29-03
Assists	11 at Kent State, 12-7-02
Steals	2, twice
Blocks	1, twice
Minutes	38, twice

GUIDRY'S SEASON HIGHS

Points	27 at Evansville, 1-25-03
Rebounds	6 vs. Northern Iowa, 1-29-03
Assists	11 at Kent State, 12-7-02
Steals	2, twice
Blocks	1, twice
Minutes	38, twice

GUIDRY'S CAREER STATISTICS

YEAR	G-GS	MIN	FG-FGA	PCT	3FG-FGA	PCT	FT-FTA	PCT	O-D	REB	AVG	AST	TO	BLK	STL	TP	AVG
00-01*	25-6	241	27-69	.391	19-44	.432	5-9	.556	4-17	21	0.8	9	14	1	8	78	3.1
02-03	25-14	634	100-256	.391	57-137	.416	28-35	.800	3-33	36	1.4	37	50	2	9	285	11.4
Total	50-20	875	127-325	.391	76-181	.420	33-44	.750	7-50	57	1.1	46	64	3	17	363	7.3

* At North Carolina State

GUIDRY'S MISSOURI VALLEY CONFERENCE STATISTICS

YEAR	G-GS	MIN	FG-FGA	PCT	3FG-FGA	PCT	FT-FTA	PCT	O-D	REB	AVG	AST	TO	BLK	STL	TP	AVG
02-03	16-9	381	57-146	.390	35-82	.427	25-31	.806	0-18	18	1.1	17	33	0	1	174	10.9

GUIDRY AGAINST INDIANA STATE

G-GS	MIN	FG-FGA	PCT	3FG-FGA	PCT	FT-FTA	PCT	O-D	REB	AVG	AST	TO	BLK	STL	TP	AVG
1-1	24	1-4	.250	0-2	.000	1-2	.500	0	0.0	1	2	0	0	0	3	3.0



12 • Rebert Harris

Junior • 6-0 • 177 • Guard • Chicago, Ill. (Providence St. Mel)



UPDATED PLAYER NOTES

- Has not played in the last six outings.
- All four of his points have come on layups against SMS, with one in each game.
- Went to Hampton as a freshman and Malcolm X College as a sophomore, but didn't play basketball at either school.
- Joined the team prior to the game at Western Kentucky.
- A three-year starter for Providence St. Mel.

2002-03 GAME-BY-GAME STATISTICS

Opponent	M	FG-A	3FG-A	FT-A	R	PF	A	TO	BLK	S	TP
Utah State					Did Not Play						
at Central Michigan					Did Not Play						
Illinois-Chicago					Did Not Play						
Chattanooga					Did Not Play						
at Kent State					Did Not Play						
at Western Kentucky	2	0-1	0-0	0-0	0	0	0	0	0	0	0
Jacksonville	2	0-0	0-0	0-0	0	0	0	0	1	0	0
Northern Illinois					Did Not Play						
SMS*	9	1-5	0-1	0-0	0	0	0	4	1	1	2
at Southern Illinois*					Did Not Play						
at Northern Iowa*					Did Not Play						
Creighton*					Did Not Play						
at SMS*	14	1-3	0-1	0-0	0-0	4	1	3	0	0	2
Wichita State*					Did Not Play						
at Creighton*	2	0-1	0-0	0-2	1	0	0	0	0	0	0
at Evansville*					Did Not Play						
Northern Iowa*					Did Not Play						
Bradley*	1	0-0	0-0	0-0	0	0	0	0	0	0	0
at Wichita State*	1	0-0	0-0	0-0	0	0	0	0	0	1	0
Indiana State*					Did Not Play						
at Bradley*					Did Not Play						
Drake*					Did Not Play						
Evansville*					Did Not Play						
at Marshall					Did Not Play						
at Drake*					Did Not Play						
at Indiana State*					Did Not Play						
Southern Illinois*											

* Missouri Valley Conference game

HARRIS' CAREER HIGHS

Points	2, twice
Rebounds	1 at Creighton, 1-20-03
Assists	1 at SMS, 1-15-03
Steals	1, twice
Blocks	1, twice
Minutes	14 at SMS, 1-15-03

HARRIS' SEASON HIGHS


Points	2, twice
Rebounds	1 at Creighton, 1-20-03
Assists	1 at SMS, 1-15-03
Steals	1, twice
Blocks	1, twice
Minutes	14 at SMS, 1-15-03

HARRIS' CAREER STATISTICS

YEAR	G-GS	MIN	FG-FGA	PCT	3FG-FGA	PCT	FT-FTA	PCT	O-D	REB	AVG	AST	TO	BLK	STL	TP	AVG
02-03	7-0	31	2-10	.200	0-2	.000	0-2	.000	1-0	1	0.1	1	7	2	2	4	0.6

HARRIS' MISSOURI VALLEY CONFERENCE STATISTICS

YEAR	G-GS	MIN	FG-FGA	PCT	3FG-FGA	PCT	FT-FTA	PCT	O-D	REB	AVG	AST	TO	BLK	STL	TP	AVG
02-03	5-0	27	2-9	.222	0-2	.000	0-2	.000	1-0	1	0.2	1	7	1	2	4	0.8



34 • Kenneth Hill



Sophomore • 6-6 • 190 • Forward • Naperville, Ill. (Central)

UPDATED PLAYER NOTES

- Has not played in the last six games.
- Tossed in two points at Wichita State.
- Played his first regular-season action at Western Kentucky. Finished with two points in two minutes.
- Saw three minutes of action against SIU-Edwardsville, but did not attempt a shot. Grabbed one board.
- Registered four points in the Red-White scrimmage.

2002-03 GAME-BY-GAME STATISTICS

Opponent	M	FG-A	3FG-A	FT-A	R	PF	A	TO	BLK	S	TP
Utah State					Did Not Play						
at Central Michigan					Did Not Play						
Illinois-Chicago					Did Not Play						
Chattanooga					Did Not Play						
at Kent State					Did Not Play						
at Western Kentucky	2	1-1	0-0	0-0	1	0	0	0	0	0	2
Jacksonville	2	0-0	0-0	0-0	1	0	0	0	0	0	0
Northern Illinois					Did Not Play						
SMS*	3	0-0	0-0	0-0	0	0	0	0	1	0	0
at Southern Illinois*					Did Not Play						
at Northern Iowa*					Did Not Play						
Creighton*					Did Not Play						
at SMS*					Did Not Play						
Wichita State*					Did Not Play						
at Creighton*					Did Not Play						
at Evansville*					Did Not Play						
Northern Iowa*					Did Not Play						
Bradley*	1	0-0	0-0	0-0	0	0	0	0	0	0	0
at Wichita State*	1	1-2	0-1	0-1	0	0	0	0	0	0	2
Indiana State*					Did Not Play						
at Bradley*					Did Not Play						
Drake*					Did Not Play						
Evansville*					Did Not Play						
at Marshall					Did Not Play						
at Drake*					Did Not Play						
at Indiana State*					Did Not Play						
Southern Illinois*					Did Not Play						

* Missouri Valley Conference game

HILL'S CAREER HIGHS

Points	2, twice
Rebounds	1, twice
Assists	0
Steals	0
Blocks	1 vs. SMS, 12-29-02
Minutes	3 vs. SMS, 12-29-02

HILL'S SEASON HIGHS


Points	2, twice
Rebounds	1, twice
Assists	0
Steals	0
Blocks	1 vs. SMS, 12-29-02
Minutes	3 vs. SMS, 12-29-02

HILL'S CAREER STATISTICS

YEAR	G-GS	MIN	FG-FGA	PCT	3FG-FGA	PCT	FT-FTA	PCT	O-D	REB	AVG	AST	TO	BLK	STL	TP	AVG
02-03	5-0	9	2-3	.667	0-1	.000	0-1	.000	1-1	2	0.4	0	0	1	0	4	0.8

HILL'S MISSOURI VALLEY STATISTICS

YEAR	G-GS	MIN	FG-FGA	PCT	3FG-FGA	PCT	FT-FTA	PCT	O-D	REB	AVG	AST	TO	BLK	STL	TP	AVG
02-03	3-0	5	1-2	.500	0-1	.000	0-1	.000	0-0	0	0.0	0	0	1	0	2	0.7



40 • Casey Reid

Senior • 6-7 • 205 • Forward • Las Vegas, Nev. (Las Vegas/Scottsdale CC)



UPDATED PLAYER NOTES

- Made his first starts of the season in the last four games.
- Averaging 7 points over the last eight games.
- Totaled 10 points on 5-for-6 shooting with three boards and four assists at Marshall.
- Buried his first career three-pointer against Drake.
- Scored a career-best 13 points against Bradley on a 4-for-4 effort from the field and 5-of-6 at the line. Also chipped in a career-best six rebounds and three steals.
- Was just as instrumental in the win over Northern Iowa with a key rebound, steal and two made free throws to seal the victory.
- Matched his career-best with eight points at Central Michigan.
- His only points against Utah State came off of a baseline drive and dunk.
- Two points and two assists against EA Sports.
- Against SIU-Edwardsville, finished with six points, three boards and three assists in 21 minutes of action.
- Dumped in 10 points in the annual scrimmage.

2002-03 GAME-BY-GAME STATISTICS

• Opponent	M	FG-A	3FG-A	FT-A	R	PF	A	TO	BLK	S	TP
• Utah State	12	1-2	0-0	0-0	1	0	1	0	1	0	2
• at Central Michigan	14	4-5	0-0	0-0	0	2	0	1	0	1	8
• Illinois-Chicago	7	0-0	0-0	0-0	0	1	0	0	0	0	0
• Chattanooga	3	0-0	0-0	0-0	0	0	0	0	0	0	0
• at Kent State	2	0-0	0-0	0-0	0	1	0	0	0	0	0
• at Western Kentucky	5	0-2	0-1	0-0	0	0	1	1	0	0	0
• Jacksonville	5	1-1	0-0	0-0	3	1	0	2	0	0	2
• Northern Illinois											
• SMS*	5	0-0	0-0	0-0	0	2	0	0	0	0	0
• at Southern Illinois*											
• at Northern Iowa*											
• Creighton*											
• at SMS*	6	0-0	0-0	2-2	3	3	0	0	0	0	6
• Wichita State*											
• at Creighton*	4	0-0	0-0	0-0	0	1	1	0	0	0	0
• at Evansville*											
• Northern Iowa*	7	0-1	0-1	2-4	1	0	0	0	0	1	2
• Bradley*	20	4-4	0-0	5-6	6	2	3	1	0	3	13
• at Wichita State*	14	3-5	0-0	0-0	0	4	1	0	1	0	6
• Indiana State*	10	1-2	0-0	2-2	0	1	0	1	0	0	4
• at Bradley*	15	3-5	0-0	2-2	0	2	0	1	1	0	8
• Drake*	22	2-3	1-1	0-0	4	1	1	0	0	0	5
• Evansville*	27	2-6	0-0	0-0	1	2	1	1	0	1	4
• at Marshall	27	5-6	0-0	0-1	3	2	4	1	0	2	10
• at Drake*	27	3-4	0-1	0-0	3	1	2	1	0	0	6
• at Indiana State*											
• Southern Illinois*											

* Missouri Valley Conference game

REID'S CAREER HIGHS

Points	13 vs. Bradley, 2-1-03
Rebounds	6, twice
Assists	4 at Marshall, 2-22-03
Steals	3 vs. Bradley, 2-1-03
Blocks	2 at Illinois, 12-18-01
Minutes	27, three times

REID'S SEASON HIGHS

Points	13 vs. Bradley, 2-1-03
Rebounds	6 vs. Bradley, 2-1-03
Assists	4 at Marshall, 2-22-03
Steals	3 vs. Bradley, 2-1-03
Blocks	1, twice
Minutes	27, three times

REID'S CAREER STATISTICS


YEAR	G-GS	MIN	FG-FGA	PCT	3FG-FGA	PCT	FT-FTA	PCT	O-D	REB	AVG	AST	TO	BLK	STL	TP	AVG
01-02	31-3	391	31-62	.500	0-1	.000	13-21	.619	20-55	75	2.4	20	22	12	7	75	2.4
02-03	19-4	232	29-46	.630	1-4	.250	13-17	.765	9-16	25	1.3	15	10	3	8	72	3.8
Total	50-7	623	60-108	.556	1-5	.200	26-38	.684	29-71	100	2.0	35	32	15	15	147	2.9

REID'S MISSOURI VALLEY CONFERENCE STATISTICS

YEAR	G-GS	MIN	FG-FGA	PCT	3FG-FGA	PCT	FT-FTA	PCT	O-D	REB	AVG	AST	TO	BLK	STL	TP	AVG
01-02	18-1	230	17-36	.472	0-1	.000	7-13	.538	15-33	48	2.7	10	9	7	5	41	2.3
02-03	11-3	157	18-30	.600	1-3	.333	13-16	.813	6-12	18	1.6	9	5	2	5	50	4.5
Total	29-4	387	35-66	.530	1-4	.250	20-29	.690	21-45	66	2.3	19	14	9	10	91	3.1

REID AGAINST INDIANA STATE

G-GS	MIN	FG-FGA	PCT	3FG-FGA	PCT	FT-FTA	PCT	REB	AVG	AST	BLK	STL	TP	AVG
3-0	33	3-6	.500	0-0	.000	2-2	1.000	4	1.3	0	0	0	8	2.7



5 • Andy Strandmark



Senior • 6-11 • 240 • Center • Geneseo, Ill. (Darnall)

UPDATED PLAYER NOTES

- Has started the last three outings.
- Posted his first career double-double on a career-high 14 boards and 11 points against Evansville.
- Has scored in nine of his last 10 games, after going scoreless in four straight.
- Averaging 6.6 rebounds over his last nine games, including a career-high 14 against Evansville.
- Had two blocked shots in the UNI victory, including the 50th of his career.
- His three-straight games of double-digit scoring was the longest string of his career.
- Against the Central Michigan, Strandmark got to the free throw line for a career-high six times and converted five of them.
- Against EA Sports, had seven points in 26 minutes with three boards and a pair of blocked shots.
- Played 18 minutes against SIU-Edwardsville and had eight points, three rebounds and two blocks.
- Led the white team with 13 points in the Red-White game.

2002-03 GAME-BY-GAME STATISTICS

• Opponent	M	FG-A	3FG-A	FT-A	R	PF	A	TO	BLK	S	TP
• Utah State	21	1-4	0-0	0-2	2	2	1	0	1	0	2
• at Central Michigan	25	3-6	0-0	5-6	7	2	1	0	0	1	11
• Illinois-Chicago	24	4-6	0-0	2-4	8	3	1	3	0	0	10
• Chattanooga	24	4-8	0-0	3-3	5	3	0	1	1	0	11
• at Kent State	18	2-5	0-0	0-0	4	4	1	0	0	2	4
• at Western Kentucky	27	0-4	0-0	2-4	9	1	1	1	1	0	2
• Jacksonville	19	4-6	0-0	0-1	2	2	1	0	2	1	8
• Northern Illinois	29	1-2	0-0	3-4	6	4	0	2	1	3	5
• SMS*	10	2-4	0-0	0-0	3	2	0	2	0	0	4
• at Southern Illinois*	10	0-0	0-0	0-0	1	1	0	0	1	0	0
• at Northern Iowa*	17	3-5	0-0	1-2	4	0	0	1	0	0	7
• Creighton*	14	0-2	0-0	0-0	5	2	1	1	0	0	0
• at SMS*	11	0-1	0-0	0-0	0	1	0	0	0	0	0
• Wichita State*	8	0-1	0-0	0-0	2	2	0	1	1	0	0
• at Creighton*	7	0-1	0-0	0-0	0	0	0	2	0	0	0
• at Evansville*	12	1-2	0-0	1-2	5	2	0	1	0	1	3
• Northern Iowa*	16	3-4	0-0	0-0	5	2	0	3	2	0	6
• Bradley*	17	2-3	0-0	3-5	8	1	1	1	2	0	7
• at Wichita State*	11	0-3	0-0	0-0	5	0	1	0	0	1	0
• Indiana State*	21	2-4	0-0	2-5	11	2	2	0	0	0	6
• at Bradley*	15	1-2	0-0	0-0	2	1	0	2	3	0	2
• Drake*	14	1-3	0-0	0-0	4	0	0	1	0	0	2
• Evansville*	34	2-7	0-0	7-10	14	3	0	2	1	0	11
• at Marshall	24	1-6	0-0	0-0	5	1	2	3	0	1	2
• at Drake*	27	3-5	0-0	1-2	7	1	1	0	0	1	7
• at Indiana State*											
• Southern Illinois*											

* Missouri Valley Conference game

STRANDMARK'S CAREER HIGHS

Points	15 vs. Bradley, 2-8-00
Rebounds	14 vs. Evansville, 2-19-03
Assists	3 at Bradley, 1-26-00
Steals	3, twice
Blocks	3, twice
Minutes	34 vs. Evansville, 2-19-03

STRANDMARK'S SEASON HIGHS

Points	11, three times
Rebounds	14 vs. Evansville, 2-19-03
Assists	2, twice
Steals	3 vs. Northern Illinois, 12-21-02
Blocks	3 at Bradley, 2-12-03
Minutes	34 vs. Evansville, 2-19-03

STRANDMARK'S CAREER STATISTICS


YEAR	G-GS	MIN	FG-FGA	PCT	3FG-FGA	PCT	FT-FTA	PCT	O-D	REB	AVG	AST	TO	BLK	STL	TP	AVG
99-00	29-8	511	36-78	.462	0-0	.000	22-30	.733	27-88	115	4.0	14	29	21	10	94	3.2
00-01	26-5	206	9-42	.214	0-0	.000	14-19	.737	10-41	51	2.0	5	15	5	3	32	1.2
01-02	31-9	369	40-83	.482	0-0	.000	11-21	.524	28-55	83	2.7	13	17	15	7	91	2.9
02-03	25-9	455	40-94	.426	0-0	.000	30-50	.600	33-91	124	5.0	14	27	16	11	110	4.4
Total	111-31	1541	125-297	.421	0-0	.000	77-120	.642	98-275	373	3.4	46	88	57	31	327	2.9

STRANDMARK'S MISSOURI VALLEY CONFERENCE STATISTICS

YEAR	G-GS	MIN	FG-FGA	PCT	3FG-FGA	PCT	FT-FTA	PCT	O-D	REB	AVG	AST	TO	BLK	STL	TP	AVG
99-00	18-8	359	30-58	.517	0-0	.000	16-21	.762	22-65	87	4.8	11	17	15	5	76	4.2
00-01	15-2	102	5-20	.250	0-0	.000	4-6	.667	6-14	20	1.3	3	7	1	1	14	0.9
01-02	18-8	235	25-53	.472	0-0	.000	6-13	.462	16-37	53	2.9	6	7	10	6	56	3.1
02-03	16-2	244	20-47	.426	0-0	.000	15-26	.577	23-53	76	4.8	6	17	10	3	55	3.4
Total	67-20	940	80-178	.449	0-0	.000	41-66	.621	67-169	236	3.5	26	48	36	15	201	3.0

STRANDMARK AGAINST INDIANA STATE

G-GS	MIN	FG-FGA	PCT	3FG-FGA	PCT	FT-FTA	PCT	REB	AVG	AST	BLK	STL	TP	AVG
7-2	120	14-24	.583	0-0	.000	3-8	.375	30	4.3	5	3	2	25	3.6



10 • Kevin Troc

Freshman • 6-4 • 190 • Guard • Lockport, Ill. (Lockport)



2002-03 GAME-BY-GAME STATISTICS

• Opponent	M	FG-A	3FG-A	FT-A	R	PF	A	TO	BLK	S	TP
• Utah State	13	1-1	0-0	0-0	4	1	5	0	0	0	2
• at Central Michigan	24	1-3	0-0	0-0	4	3	1	2	0	0	2
• Illinois-Chicago	13	0-1	0-0	0-0	1	1	0	1	1	0	0
• Chattanooga	10	1-2	1-1	0-0	0	2	2	0	0	0	3
• at Kent State	2	0-0	0-0	0-0	0	0	0	2	0	0	0
• at Western Kentucky	12	0-1	0-0	1-2	2	2	0	2	0	0	1
• Jacksonville	12	4-6	0-1	0-0	2	1	2	0	0	1	8
• Northern Illinois	13	1-5	1-1	1-2	0	1	1	3	0	0	4
• SMS*	9	0-1	0-0	0-0	1	1	0	0	0	1	0
• at Southern Illinois*	2	0-1	0-1	0-0	0	1	0	0	0	0	0
• at Northern Iowa*	23	2-7	0-2	3-3	3	1	1	2	0	0	7
• Creighton*	9	0-0	0-0	0-0	0	0	0	1	0	0	0
• at SMS*											
• Wichita State*	7	0-1	0-0	0-0	2	1	0	2	0	0	0
• at Creighton*	2	0-0	0-0	0-0	0	0	0	0	0	0	0
• at Evansville*	2	0-0	0-0	0-0	0	0	0	1	0	0	0
• Northern Iowa*	18	2-3	2-2	4-4	1	3	1	0	0	1	10
• Bradley*	30	3-6	2-4	0-1	5	4	2	1	0	0	8
• at Wichita State*	28	3-4	2-2	0-0	2	2	0	2	0	2	8
• Indiana State*	9	0-1	0-0	0-0	2	3	0	0	0	0	0
• at Bradley*	18	2-3	1-2	0-0	1	5	2	1	0	0	5
• Drake*	11	2-5	0-2	0-0	1	3	0	1	0	0	4
• Evansville*	12	0-0	0-0	0-0	0	0	3	0	0	0	0
• at Marshall	10	0-1	0-1	0-0	1	1	1	2	0	0	0
• at Drake*	3	0-1	0-0	0-0	0	2	0	1	1	0	0
• at Indiana State*											
• Southern Illinois*											

Did Not Play

UPDATED PLAYER NOTES

- Has not scored in the last three games.
- Scored a career-best 10 points against Northern Iowa.
- Posted eight points against Jacksonville on 4-for-6 shooting.
- Claimed first collegiate start at Central Michigan. Finished with two points, four boards and an assist.
- Five assists, four boards and two points against Utah State in 13 minutes.
- Played 19 minutes against EA Sports with two points, four assists and two rebounds.
- Recorded five points, including an dunk, against SIU-Edwardsville. He was 1-for-1 on treys and chipped in two rebounds and three assists.
- Had seven points in the annual Red-White game.

* Missouri Valley Conference game

TROC'S CAREER HIGHS

Points	10 vs. Northern Iowa, 1-29-03
Rebounds	5 vs. Bradley, 2-1-03
Assists	5 vs. Utah State, 11-23-02
Steals	2 at Wichita State, 2-4-03
Blocks	1, twice
Minutes	30 vs. Bradley, 2-1-03

TROC'S SEASON HIGHS

Points	10 vs. Northern Iowa, 1-29-03
Rebounds	5 vs. Bradley, 2-1-03
Assists	5 vs. Utah State, 11-23-02
Steals	2 at Wichita State, 2-4-03
Blocks	1, twice
Minutes	30 vs. Bradley, 2-1-03

TROC'S CAREER STATISTICS

YEAR	G-GS	MIN	FG-FGA	PCT	3FG-FGA	PCT	FT-FTA	PCT	O-D	REB	AVG	AST	TO	BLK	STL	TP	AVG
02-03	24-1	292	22-53	.415	9-19	.474	9-12	.750	6-26	32	1.3	21	24	2	6	62	2.6

TROC'S MISSOURI VALLEY STATISTICS

YEAR	G-GS	MIN	FG-FGA	PCT	3FG-FGA	PCT	FT-FTA	PCT	O-D	REB	AVG	AST	TO	BLK	STL	TP	AVG
02-03	15-0	183	14-33	.424	7-15	.467	7-8	.875	3-15	18	1.2	9	12	1	5	42	2.8

TROC AGAINST INDIANA STATE

G-GS	MIN	FG-FGA	PCT	3FG-FGA	PCT	FT-FTA	PCT	O-D	REB	AVG	AST	TO	BLK	STL	TP	AVG
1-0	9	0-1	.000	0-0	.000	0-0	.000	0-2	2	2.0	0	0	0	0	0	0.0



EXHIBITION 1

Greene Leads 'Birds in Exhibition Win

NORMAL, III. - Sophomore point guard Vince Greene scored a game-high 26 points, including six three-pointers, as Illinois State won its first exhibition of the season, 89-70, over SIU-Edwardsville at Redbird Arena.

Baboucarr Bojang finished with 14 points and six rebounds for the 'Birds, while true freshman Chris Burras came off the bench to score 12.

SIU-Edwardsville was led by Ron Jones with 19 points, 17 of which came in the second half. Rob Baumgardner and Ben Garwitz each contributed 13 points, and Baumgardner also led the Cougars in rebounding with six boards. The Cougars never led in the entire game and after the initial 12-point deficit never got closer than seven points.

Illinois State opened up the game with a 12-0 run, highlighted by two three-pointers and a cross-over lay-up by Greene. The 'Birds defense forced eight Cougar turnovers in the first 12 minutes of the game, including the team's first two possessions.

Greene led all scorers in the first half with 10 points, while Gregg Alexander chipped in eight first half points on 3-for-4 shooting. ISU shot 61 percent from the field in the first half, including 5-for-8 from beyond the arc.

Down 45-24 at halftime, the Cougars came out firing in the second half and outscored the 'Birds 26-15 over the first 8:30 minutes led by nine points apiece by junior Ron Jones and freshman Logan Glosser narrowing the Redbird lead to 10. Following a timeout with 11:05 remaining in the game, the 'Birds went on a 13-0 run to extend their lead back to 23, which tied their largest lead of the night.

ILLINOIS STATE 89, SIU-Edwardsville 70
November 4, 2002 • Redbird Arena

Table with 10 columns: Player, Min., FG-A, FT-A, O-REB, A, PF, TP. Lists stats for SIU-E players like Bauersachs, Mueller, Bradford, etc.

Team Pct.: FG - .529; FT - .700
3-Pt.: 9-15, .600 (Bradford 0-1, Jones 3-4, Baumgardner 2-4, Heflin 1-1, Glosser 3-5)
Blocks: 1 (Ward 1)
Turnovers: 19 (Bauersachs 1, Bradford 3, Jones 4, Baumgardner 3, Gajewski 2, Heflin 1, Glosser 2, Ward 1, Team 2)
Steals: 3 (Bradford 2, Heflin 1)

Table with 10 columns: Player, Min., FG-A, FT-A, O-REB, A, PF, TP. Lists stats for ILLINOIS ST. players like Bojang, Strandmark, Alexander, etc.

Team Pct.: FG - .563; FT - .571
3-Pt.: 9-13, .692 (Alexander 2-3, Greene 6-7, Burras 0-2, Troc 1-1)
Blocks: 4 (Strandmark 2, Ford 1, Arnold 1)
Turnovers: 8 (Bojang 1, Strandmark 4, Burras 1, Troc 2)
Steals: 7 (Alexander 4, Ford 1, Burras 2)

Officials: Jerry Seibert, Frank Spencer, Mike Litzelfelner
Attendance: 4,049
Halftime Score: ILLINOIS STATE 45, SIU-Edwardsville 24

EXHIBITION 2

ISU Drops Second Exhibition to EA Sports

NORMAL, III. - Vince Greene led all scorers with 16 points, but Illinois State could not pick up the victory, dropping its second and final exhibition game of the season, 66-65, to the EA Sports All-Stars Thursday night at Redbird Arena.

Illinois State also got 15 points and 10 rebounds from Baboucarr Bojang, while Andy Strandmark, Gregg Alexander and Trey Guidry each contributed seven points. The 'Birds shot 54 percent from the field in the first half, but managed only 41 percent in the second half on 10-for-24 shooting.

EA Sports, 1-9, only shot 7-for-20 from the charity stripe, including 4-for-15 in the second half. EA Sports was led by former Fighting Illini player Sergio McClain with 13 points, while Doc Taylor, who played at Cleveland State, chipped in 12.

Bojang showed his offensive skills early in the game by scoring nine of the Redbirds' first 11 points, but hot three-point shooting (3-for-3) from McClain kept the game tight midway through the first half. Back-to-back jumpers from Greene helped ignite a 13-5 run to take the lead at 24-20 with just over seven minutes remaining.

Marcus Arnold hit two low-post jumpers late in the first half and the Redbirds went into the half with a one-point lead, 36-35. Bojang and McClain led their respective teams in first-half scoring with 11 points.

EA Sports scored 14 points of its first 19 points in the second half off lay-ups or dunks and were able to take a 54-47 lead, the largest of the night for either team, with just under nine minutes left in the game. However, the 'Birds went on an 11-2 run over the next 3:37 led by four points from Gregg Alexander to take the lead at 58-56 with five minutes remaining.

EA Sports 66, ILLINOIS STATE 65
November 14, 2002 • Redbird Arena

Table with 10 columns: Player, Min., FG-A, FT-A, O-REB, A, PF, TP. Lists stats for EA Sports and ILLINOIS ST. players like McClain, Johnson, Turner, etc.

Team Pct.: FG - .519; FT - .278
3-Pt.: 7-20, .350 (McClain 3-7, Johnson 0-3, Dobbs 1-1, Jones 1-4, Brownlee 2-5)
Blocks: 1 (Taylor 1)
Turnovers: 9 (Johnson 2, Taylor 4, Jones 2, Brownlee 1)
Steals: 8 (Johnson 1, Turner 1, Dobbs 1, Taylor 1, Jones 2, Vaughn 2)

Table with 10 columns: Player, Min., FG-A, FT-A, O-REB, A, PF, TP. Lists stats for ILLINOIS ST. players like Bojang, Reid, Strandmark, etc.

Team Pct.: FG - .481; FT - .714
3-Pt.: 5-15, .333 (Alexander 1-4, Greene 3-4, Burras 0-1, Troc 0-2, Guidry 1-4)
Blocks: 3 (Bojang 1, Strandmark 2)
Turnovers: 12 (Bojang 1, Reid 1, Strandmark 3, Alexander 1, Ford 1, Troc 3, Guidry 2)
Steals: 2 (Ford 1, Arnold 1)

Officials: Ed Hightower, Rob Kruger, Mark Mayhood
Attendance: 4,656
Halftime Score: ILLINOIS STATE 36, EA Sports 35

GAME 1

Redbirds Fall 68-53 to Utah State

NORMAL, III. - Trey Guidry led Illinois State with 20 points, including six three-pointers, but it wasn't enough as the Utah State Aggies spoiled the Redbirds' season opener, 68-53, Saturday night at Redbird Arena.

Vince Greene was the only other Illinois State player to score in double figures with 10, while freshman Marcus Arnold turned in nine points. The 'Birds shot only 39 percent from the field and made only one of their eight (125) free-throw attempts.

Desmond Penigar led Utah State with 22 points, going 4-for-4 from three-point range. Point guard Mark Brown scored 19 points for the Aggies. Utah State shot 50 percent from the field in the game, including 50 percent from beyond the arc on 6-for-12 shooting.

Illinois State (0-1) got off to a slow start offensively, scoring only four points in the game's first nine minutes and dug itself into a 11-4 deficit. However, Guidry hit a three-pointer with 10:35 left in the first half that sparked a 13-5 Redbird run that gave Illinois State its only lead of the first half at 17-16. Guidry scored 11 of the 'Birds 13 points during the run, including three shots from beyond the arc.

Utah State (1-0) went on a 16-5 run over the final six minutes of the half, including holding the Redbirds scoreless for nearly three minutes, to take a 10-point lead into the locker room, 32-22. Brown ignited the Utah State run with nine points, including three lay-ups.

The Redbirds came out firing in the second half, scoring 15 of their first 17 second-half points from beyond the arc. Guidry helped lead the charge with three three-pointers, while Gregg Alexander contributed two. Illinois State used the offensive surge to shred the Aggies' halftime lead and close to within two points, 43-41, with just over 12 minutes remaining in the game.

Illinois State went into a scoring drought, however, over the game's next six minutes, which allowed the Aggies to build a 10-point lead at 51-41. Penigar led Utah State during the 8-0 run with seven points. Greene scored the Redbirds' next seven points, but Utah State was able to keep Illinois State from getting any closer than eight in the game's closing minutes.

Utah State 68, ILLINOIS STATE 53
November 23, 2002 • Redbird Arena

Table with 10 columns: Player, Min., FG-A, FT-A, O-REB, A, PF, TP. Lists stats for Utah State and ILLINOIS STATE players like Johnson, Nelson, Puzey, etc.

Team Pct.: FG - .500; FT - .778
3-Pt.: 6-12, .500 (M. Brown 1-3, Patton 0-2, Penigar 4-4, Butler 1-3)
Blocks: 3 (Johnson 2, Penigar 1)
Turnovers: 12 (Johnson 3, Nelson 1, M. Brown 2, Patton 2, Penigar 1, Stowell 1, Butler 2)
Steals: 10 (Puzey 1, M. Brown 4, Patton 2, Penigar 1, Butler 2)

Table with 10 columns: Player, Min., FG-A, FT-A, O-REB, A, PF, TP. Lists stats for ILLINOIS ST. players like Alexander, Bojang, Strandmark, etc.

Team Pct.: FG - .389; FT - .125
3-Pt.: 10-22, .455 (Alexander 2-5, Greene 2-6, Guidry 6-11)
Blocks: 3 (Strandmark 1, Guidry 1, Reid 1)
Turnovers: 13 (Alexander 2, Bojang 2, Greene 4, Guidry 3, Ford 1, Arnold 1)
Steals: 2 (Alexander 2)

Officials: Eddie Jackson, Steve Morris, Tim Hutchinson
Attendance: 7,948
Halftime Score: Utah State 32, ILLINOIS STATE 22



GAME 5

Redbirds Let It Slip Away at Kent State, 76-61

KENT, Ohio – Despite a double-double by Trey Guidry, who led the Illinois State men's basketball team with 15 points and a career high 11 assists, Illinois State fell to Kent State, 76-61, in non-conference action, Saturday afternoon at the M.A.C. Center.

Senior Baboucarr Bojang pitched in a total of 14 points and a team-high six rebounds, including a lay-up with 11:31 left to play in the second half to put the 'Birds up 53-52 over the Golden Flashes. This would be the last lead of the game for the Redbirds.

Gregg Alexander, who contributed 13 points for the 'Birds, sank two free throws to tie the game at 55-55 with 10:47 left to play. However, Kent State hushed the Redbirds by going on an 11-0 run.

The Flashes run was led by a DeAndre Haynes three-pointer. Then Kent State's center, Nate Gerwig, chipped in three free throws, while Haynes added another two points off a lay-up. Matt Jakeway finished off the Kent State run with a three-pointer.

The bleeding was stopped by a Redbird jumper made by Guidry, but the damage had already been done as the 'Birds went 0-5 from the field during Kent State's run, which ultimately made the difference in a game where Illinois State trailed by one at the half, 36-35.

Illinois State falls to 0-5, while Kent State improves its record to 4-0.

Kent State 76, ILLINOIS STATE 61
December 7, 2002 • M.A.C. Center

Table with columns: ILLINOIS ST., Min., FG-A, FT-A, O-REB, A, PF, TP. Lists player stats for Alexander, Arnold, Bojang, Ford, Guidry, Burras, Strandmark, Troc, Greene, Reid, and Totals.

Team Pct.: FG - .491; FT - 1.000
3-Pt.: 5-8, .625 (Alexander 3-4, Guidry 1-3, Greene 1-1)
Blocks: 0
Turnovers: 15 (Alexander 4, Arnold 1, Bojang 2, Ford 1, Guidry 3, Troc 2, Greene 2)
Steals: 7 (Alexander 1, Bojang 1, Guidry 1, Strandmark 2, Greene 2)

Table with columns: Kent State, Min., FG-A, FT-A, O-REB, A, PF, TP. Lists player stats for Wilkins, Gates, Gerwig, Haut, Haynes, Jakeway, Bedford, Edwards, and Totals.

Team Pct.: FG - .509; FT - .737
3-Pt.: 8-18, .444 (Wilkins 1-4, Gates 0-1, Haut 3-6, Haynes 3-5, Jakeway 1-2)
Blocks: 3 (Edwards 3)
Turnovers: 12 (Wilkins 1, Gates 3, Gerwig 1, Haut 1, Haynes 3, Jakeway 2, Bedford 1)
Steals: 8 (Gates 2, Haut 1, Haynes 3, Edwards 2)

Officials: James Ferrari, Keith Herring, Mike Foote
Attendance: 3,716
Halftime Score: Kent State 36, ILLINOIS STATE 35

GAME 6

Shooting Woes Stifle 'Birds at Western Ky.

BOWLING GREEN, Ky. – Trailing by only five points at halftime, the Illinois State men's basketball team held strong with Western Kentucky until the second half before the Hilltoppers decided to dominate en route to a 63-43 win over the Redbirds Sunday afternoon in Bowling Green, Ky.

With the loss, the Redbirds remain winless this season, falling to 0-6 while Western Kentucky improves to 3-3. ISU was led by Gregg Alexander who had 18 points, the only Redbird player to post double digits. Vince Greene chipped in six and Trey Guidry had five. WKU was led by Nate Williams, who led all scorers with 20 points, and Patrick Sparks added 10.

The Redbirds scored 20 points in the first half and trailed 25-20 at halftime, but the Hilltoppers came out on fire in the second, taking a commanding 13-point lead before the 'Birds scored their first field goal of the half.

The Redbirds came to within 10 with twelve minutes to play but Western Kentucky answered, going on a seven-point run, leading 44-27 with nine left in the game.

ISU shot 27.6% from the field on the game, including 25% in the second half. They were 16-of-58 from the field.

Western Kentucky 63, ILLINOIS STATE 63
December 15, 2002 • E.A. Diddle Arena

Table with columns: ILLINOIS ST., Min., FG-A, FT-A, O-REB, A, PF, TP. Lists player stats for Alexander, Bojang, Strandmark, Ford, Guidry, Burras, Troc, Greene, Harris, Arnold, Hill, Reid, Gillan, and Totals.

Team Pct.: FG - .276; FT - .667
3-Pt.: 3-17, .176 (Alexander 2-6, Ford 0-1, Guidry 1-7, Greene 0-2, Reid 0-1)
Blocks: 3 (Bojang 1, Strandmark 1, Arnold 1)
Turnovers: 15 (Alexander 2, Strandmark 1, Ford 1, Guidry 1, Burras 2, Troc 2, Greene 3, Arnold 1, Reid 1, Gillan 1)
Steals: 8 (Alexander 1, Bojang 1, Ford 1, Guidry 2, Greene 2, Gillan 1)

Table with columns: Western Ky., Min., FG-A, FT-A, O-REB, A, PF, TP. Lists player stats for Williams, Boyden, Videnov, Wells, Sparks, Halcomb, Winchester, Rumph, Brown, Massiah, Holland, and Totals.

Team Pct.: FG - .511; FT - .786
3-Pt.: 4-10, .400 (Boyden 0-2, Videnov 1-3, Wells 1-2, Sparks 0-1, Rumph 2-2)
Blocks: 9 (Williams 2, Wells 2, Halcomb 5)
Turnovers: 16 (Williams 1, Boyden 1, Videnov 1, Wells 2, Sparks 5, Winchester 3, Rumph 2, Holland 1)
Steals: 9 (Williams 1, Boyden 1, Wells 3, Sparks 3, Halcomb 1)

Officials: Ron Zetcher, Eddie Jackson, Terry Davis
Attendance: 5,130
Halftime Score: Western Kentucky 25, ILLINOIS STATE 20

GAME 7

Redbirds Shut Down Jacksonville for First Win

NORMAL, Ill. – Vince Greene finished with 17 points and a career-high 11 assists as Illinois State got the monkey off its back and earned its first win of the season in convincing fashion 74-50 at Redbird Arena.

Illinois State (1-6) also had Gregg Alexander in double figures with 15 points, including a 3-for-4 performance from beyond the arc. Baboucarr Bojang finished with a game-high eight rebounds, while the 'Birds had three other players score eight points apiece.

The Redbirds were able to get their interior game on the right track outscoring the Dolphins 36-12 in the paint. The Illinois State defense also played exceptionally well keeping Jacksonville without a field goal for over seven minutes in the second half.

Jacksonville (4-6) was led by James Daniels with a game-high 18 points, coming from a career-high tying six three-pointers. Daniels was the only Dolphin in double figures with Kevin Sheppard and Calvin Warner contributing nine points apiece.

Things looked bleak early on as the Redbirds came out flat, connecting on only two of their first 10 shots from the field and falling behind 12-6. However, Greene sparked a 10-2 run with back-to-back jumpers that helped give the 'Birds their first lead of the game at 16-14 with 10:39 remaining before halftime.

Illinois State shot 60 percent (12-for-20) for the remaining 13 minutes of the first half led by 10 points from Alexander, including two three pointers. Greene finished the first half with six assists and the Redbird defense was able to force 10 Jacksonville turnovers.

The second half was all Illinois State as the Redbirds outscored the Dolphins 39-24, including a 26-6 run, and forced nine turnovers.

ILLINOIS STATE 74, Jacksonville 50
December 18, 2002 • Redbird Arena

Table with columns: Jacksonville, Min., FG-A, FT-A, O-REB, A, PF, TP. Lists player stats for Warner, Sheppard, Lewis, Daniels, Robertson, Copeland, Brown, White, Didion, Howard, and Totals.

Team Pct.: FG - .316; FT - .500
3-Pt.: 10-31 (.323, Warner 0-2, Sheppard 1-7, Daniels 6-13, Robertson 0-1, Copeland 2-4, White 0-2, Didion 1-2)
Blocks: 0
Turnovers: 19 (Warner 4, Sheppard 4, Lewis 3, Daniels 1, Robertson 1, Copeland 1, Brown 2, White 1, Didion 1, Team 1)
Steals: 5 (Warner 1, Daniels 1, Robertson 2, Copeland 1)

Table with columns: ILLINOIS STATE, Min., FG-A, FT-A, O-REB, A, PF, TP. Lists player stats for Alexander, Arnold, Strandmark, Ford, Greene, Burras, Troc, Harris, Bojang, Guidry, Hill, Reid, Gillan, and Totals.

Team Pct.: FG - .500; FT - .667
3-Pt.: 6-14, .429 (Alexander 3-4, Greene 3-6, Troc 0-1, Guidry 0-3)
Blocks: 5 (Arnold 1, Strandmark 2, Harris 1, Bojang 1)
Turnovers: 11 (Ford 1, Greene 2, Bojang 2, Guidry 4, Reid 2)
Steals: 9 (Alexander 2, Strandmark 1, Greene 1, Burras 1, Troc 1, Bojang 2, Guidry 1)

Officials: Gerry Pollard, Steven Skiles, Ron Berkholtz
Attendance: 5,121
Halftime Score: ILLINOIS STATE 35, Jacksonville 26



GAME 11

Northern Iowa Edges the Redbirds, 66-64

CEDAR FALLS, Iowa - Marcus Arnold scored a career-high 19 points and Gregg Alexander chipped in 12 to pace Illinois State but it was not enough as the men's basketball team fell to 1-10 overall, 0-3 in the Missouri Valley Conference on Tuesday after a two-point loss to Northern Iowa, 66-64, in Cedar Falls, Iowa.

Leading by one point with 1:10 to play, the Redbirds let the game slip from their grasp as Ryan Paulsen of UNI hit a three pointer with :42 seconds remaining. A missed trey by Alexander and a foul by Dana Ford put Ben Jacobson at the line in the final seconds. He connected on both free throws as the Panthers (4-7, 1-2) handed ISU their fourth consecutive loss. Vince Greene hit a shot to pull within two with :16 seconds left, but that was as close as the 'Birds got.

Illinois State led 31-29 at the half off of hot shooting from Alexander, who scored eight points in the first twenty minutes, and Kevin Troc who added seven. It was the second game in a row that the 'Birds led at halftime and faltered in the second period, resulting in a loss.

Northern Iowa shot 58 percent from the field in the second half, sparked by 17 points from Jacobsen. Paulsen added 14 for the Panthers while Chris Foster tossed in 11.

Northern Iowa 66, ILLINOIS STATE 64

January 7, 2003 • UNI-Dome

Table with 7 columns: ILLINOIS STATE, Min., FG-A, FT-A, O-REB, A, PF, TP. Rows include Alexander, f; Bojang, f; Arnold, c; Ford, g; Greene, g; Burras; Strandmark; Troc; Guidry; and Totals.

Team Pct.: FG - .481; FT - .818

3-Pt.: 3-7, .429 (Alexander 2-3, Ford 1-1, Burras 0-1, Troc 0-2)

Blocks: 1 (Ford 1)

Turnovers: 14 (Alexander 2, Ford 2, Greene 4, Bojang 1, Strandmark 1, Troc 2, Guidry 2)

Steals: 5 (Alexander 3, Ford 1, Bojang 1)

Table with 7 columns: Northern Iowa, Min., FG-A, FT-A, O-REB, A, PF, TP. Rows include Little, f; Schneiderman, f; Gruber, c; B. Jacobson, g; Foster, g; Paulsen; Schmit; A. Jacobson; Godfread; and Totals.

Team Pct.: FG - .472; FT - .636

3-Pt.: 9-21, .429 (Little 0-2, B. Jacobson 1-3, Foster 2-3, Schneiderman 2-4, Paulsen 4-8, Godfread 0-1)

Blocks: 2 (Godfread 2)

Turnovers: 12 (Little 1, B. Jacobson 1, Foster 3, Gruber 4, Schneiderman 2, Paulsen 1)

Steals: 6 (Little 1, Foster 1, Gruber 2, Schneiderman 2)

Officials: Ron Zetcher, Joe Ponsetto, Dave Draucker

Attendance: 2,122

Halftime Score: ILLINOIS STATE 31, Northern Iowa 29

GAME 12

ISU Falls to No. 16 Creighton, 74-55

NORMAL, Ill. - Despite trailing by only a seven-point deficit at halftime, Illinois State could not get it done in the second half as No. 16 Creighton pulled away and defeated the Redbirds, 74-55, at Saturday at Redbird Arena.

Creighton, 13-1, 4-0 MVC, had only two players score in double figures with Michael Lindeman turning in 19 and Kyle Korver contributing 17. Tyler McKinney dished out seven assists for the 'Jays to go along with his five points. Creighton shot 60 percent from the field in the game on 30-for-50 shooting, including 7-for-18 from beyond the arc.

Illinois State, 1-11, 0-4 MVC, was led by Vince Greene with 17 points and seven assists, including 12 second-half tallies. Gregg Alexander and Marcus Arnold also turned in 13 points apiece for the Redbirds, and Arnold led the team on the boards with a game-high tying six rebounds.

Creighton jumped out to an early 6-0 lead hitting three jumpers on their first three possessions, but the Redbirds answered with a lay-up by Bojang that sparked an 10-2 run by Illinois State, giving the 'Birds their first lead of the game 10-8 with 12:46 remaining before the half.

Shortly after Korver hit his first field goal of the game, a three-pointer near the top of the key, to give Creighton back the lead, 11-10, Arnold scored seven of the next 10 Redbird points to keep the game close with just over six minutes remaining. However, Korver was able to hit two treys down the stretch that helped give Creighton a nine-point advantage, 31-22, three minutes before the break. The 'Birds got a big boost heading into the locker room when Alexander hit a half-court bank shot at the buzzer to keep the Bluejay lead in single digits, 37-30.

#16 Creighton 76, ILLINOIS STATE 57

January 11, 2003 • Redbird Arena

Table with 7 columns: Creighton, Min., FG-A, FT-A, O-REB, A, PF, TP. Rows include Lindeman, f; Korver, f; Deren, f; House, g; McKinney, g; Sims; Bowden; Funk; Miliner; Dabbert; Grimes; and Totals.

Team Pct.: FG - .600; FT - .563

3-Pt.: 7-18, .389 (Lindeman 2-4, Korver 4-5, House 0-2, McKinney 1-3, Bowden 0-1, Funk 0-1, Miliner 0-2)

Blocks: 3 (Korver 1, Deren 1, Dabbert 1)

Turnovers: 13 (Korver 2, Deren 3, House 2, McKinney 2, Bowden 1, Dabbert 1, Grimes 2)

Steals: 8 (Lindeman 2, Korver 1, Deren 1, House 1, McKinney 1, Funk 1, Dabbert 1)

Table with 7 columns: ILLINOIS STATE, Min., FG-A, FT-A, O-REB, A, PF, TP. Rows include Alexander, f; Arnold, f; Bojang, f; Ford, g; Greene, g; Burras; Strandmark; Troc; Guidry; and Totals.

Team Pct.: FG - .408; FT - .917

3-Pt.: 6-12, .500 (Alexander 2-5, Greene 3-3, Burras 1-1, Guidry 0-3)

Blocks: 1 (Bojang 1)

Turnovers: 18 (Alexander 4, Arnold 1, Bojang 1, Ford 4, Greene 2, Burras 2, Strandmark 1, Troc 1, Guidry 2)

Steals: 6 (Alexander 1, Bojang 1, Greene 4)

Officials: Ron Berkholtz, Brad Fowler, Dave Draucker

Attendance: 5,913

Halftime Score: Creighton 37, ILLINOIS STATE 30

GAME 13

SMS Defense Stifles Illinois State

SPRINGFIELD, Mo. - Vince Greene and Trey Guidry combined for 29 Illinois State points but the SMS defense was too much for the Redbirds, who committed 22 turnovers in the game, as the Bears handed the Redbirds their fifth Missouri Valley Conference loss, twelfth of the season, in league basketball action Wednesday night at the Hammons Center.

The Redbirds (1-12, 0-5) shot 31 percent from the field and was outrebounded 41-31, 17 of which were offensive for the Bears.

Illinois State was held without a field goal until the 11:42 mark of the first half, when Guidry connected for a three-point basket. With SMS up 9-5, the lead continued to weigh on the home side after Kellen Easley hit a trey and jumper. Up by 11 with 4:39 to play before the break, foul trouble loomed for the 'Birds and free throws were the difference. Five free throws in the final four minutes of the half helped SMS to a 13-point halftime lead, 28-15.

Illinois State never pulled to within 10 points in the second half and a foul on Marcus Arnold and Robert Harris in the first two minutes of play put Terrance McGee at the line. He hit both free throws and SMS remained on top, 30-19, with 17:31 on the clock.

The closest the Redbirds got in the final minutes was within 12 with 3:52 to play after a made free throw by Gregg Alexander. Tamarr Maclin made sure the 'Birds got no closer than that, however, hitting two free throws of his own twenty seconds later. SMS didn't hit a field goal from the 7:36 mark on, but was 10-of-14 at the free throw line through those final minutes til the buzzer.

SMS improves to 7-6, 4-1 in the Valley and was led by 15 points from McGee, who also pulled down nine boards. Easley also contributed 14 points while Maclin had seven rebounds.

SMS 60, ILLINOIS STATE 46

January 15, 2003 • Hammons Center

Table with 7 columns: ILLINOIS STATE, Min., FG-A, FT-A, O-REB, A, PF, TP. Rows include Alexander, f; Arnold, f; Bojang, c; Ford, g; Greene, g; Burras; Strandmark; Harris; Guidry; Reid; and Totals.

Team Pct.: FG - .310; FT - .714

3-Pt.: 5-15, .333 (Alexander 0-4, Greene 2-4, Harris 0-1, Guidry 3-6)

Blocks: 2 (Arnold 1, Burras 1)

Turnovers: 22 (Alexander 2, Arnold 1, Bojang 3, Ford 3, Greene 4, Burras 3, Harris 3, Guidry 2, Team 1)

Steals: 6 (Alexander 3, Greene 2, Burras 1)

Table with 7 columns: SMS, Min., FG-A, FT-A, O-REB, A, PF, TP. Rows include Maclin, f; Easley, f; Randle, c; Andrews, g; McGee, g; Colwell; Johnson; Smith; Fisher; Walk; and Totals.

Team Pct.: FG - .360; FT - .647

3-Pt.: 2-7, .286 (Easley 1-2, McGee 0-3, Johnson 0-1, Fisher 1-1)

Blocks: 5 (Maclin 1, Randle 3, Colwell 1)

Turnovers: 15 (Maclin 3, Easley 1, Randle 2, Andrews 3, McGee 5, Smith 1)

Steals: 14 (Easley 5, Randle 2, Andrews 2, McGee 1, Colwell 2, Johnson 1, Fisher 1)

Officials: Winston Stith, Paul Kaster, Warren Evans

Attendance: 5,232

Halftime Score: SMS 28, Illinois State 15



GAME 17

ISU Lands First Valley Win: 76-71 vs. UNI

NORMAL, Ill. - Casey Reid hit two free-throws with 3.3 seconds left in the game to seal Illinois State's first Missouri Valley Conference victory this season over Northern Iowa, 76-71, in front of 5,099 fans at Redbird Arena.

Illinois State, 2-15, 1-8 MVC, was led by Gregg Alexander with 17 points. The win ended a nine-game losing streak for the 'Birds. The Redbirds also had four other players in double digits, including Vince Greene with 14 and Marcus Arnold tallying 11.

Northern Iowa, 5-12, 2-7 MVC, was paced by Chris Foster who had 17 points, 15 of which came in the second half. David Gruber chipped in 11 points on 4-5 shooting from the field.

Alexander started the game off hot, hitting back-to-back three pointers on the first two possessions of the game, and never cooled down. After jumping out to a 23-15 lead in the first half, on the strength of eight points by Alexander, Northern Iowa went on an 8-0 run to tie the game at 23.

The Redbirds responded with a 12-4 run to end the half and took a 35-27 lead into the lockerroom. Illinois State was hot from behind the arc in the first half, shooting 50 percent (5-10). However, the 'Birds were not as successful from the charity stripe as they only shot 25 percent (2-8) from the line in the first frame. Northern Iowa was paced by Matt Bennett and John Little, who each poured in 5 first-half points apiece.

Northern Iowa started the second half on a 12-4 run to knot the score at 39. The run was led by guard Chris Foster, who had nine of the 12 points during the run. The teams went back and forth until back-to-back threes by Kevin Troc and a tough lay-up by Andy Strandmark put the 'Birds up 57-49. The Panthers battled back to cut the margin to 72-71, but it would not be enough as the 'Birds hit 8-of-10 free-throws down the stretch to seal the win.

ILLINOIS STATE 76, Northern Iowa 71
January 29, 2003 • Redbird Arena

Table with 8 columns: Player, Min, FG-A, FT-A, O-REB, A, PF, TP. Lists stats for Northern Iowa players and totals.

Team Pct.: FG - .519; FT - .455
3-Pt.: 8-16, .500 (Jacobson 1-1, Schneiderman 2-7, Little 2-3, Foster 1-6, Bennett 2-3, Paulsen 2-4, Schmit 0-2)

Blocks: 0
Turnovers: 10 (Jacobson 2, Gruber 1, Little 1, Foster 1, Bennett 1, Paulsen 1, Schmit 2, Miller 1)
Steals: 5 (Gruber 1, Little 2, Foster 2)

Table with 8 columns: Player, Min, FG-A, FT-A, O-REB, A, PF, TP. Lists stats for Illinois State players and totals.

Team Pct.: FG - .462; FT - .690
3-Pt.: 8-14, .571 (Alexander 3-3, Greene 1-2, Guidry 2-6, Troc 2-2, Reid 0-1)

Blocks: 2 (Strandmark 2)
Turnovers: 13 (Alexander 1, Bojang 3, Greene 2, Guidry 2, Ford 2, Strandmark 3)
Steals: 6 (Alexander 1, Bojang 1, Greene 1, Ford 1, Troc 1, Reid 1)

Officials: Ron Berkholtz, Jerry Seibert, Tim Hutchinson
Attendance: 5,099
Halftime Score: ILLINOIS STATE 35, Northern Iowa 27

GAME 18

Illinois State Beats Bradley, 89-74

NORMAL, Ill. - Gregg Alexander's first career double-double (21 points, 10 rebounds) propelled Illinois State past Bradley 89-74 in front of a Redbird Arena crowd of 8,213.

Alexander not only spurred the offense and led the rebounding, he was a key to a Redbird defensive effort which limited Bradley to just seven baskets in its first 25 attempts in the second half. That enabled Illinois State to open up leads of as many as 20 points.

Illinois State, 3-15, 2-8 in the Missouri Valley spotted Bradley, 7-13, 3-6 in the Valley, a 10-0 lead at the beginning of the game. But three Alexander three-point baskets sparked a 16-2 Redbird run and Illinois State led 16-12 at the 13:35 mark.

A see-saw first half saw Bradley make eight three-pointers and Illinois State seven, the last was Vince Greene's three just ahead of the halftime buzzer which gave the Redbirds a 38-37 advantage. Greene finished with 15 points and 7 assists.

Illinois State came out in the second half on a 14-4 run and never looked back as the 'Birds led 52-42. The second-half play of Kevin Troc (8 points) and Casey Reid (career high 13 points) ignited the Redbirds as they took the lead for good.

Bradley was led by James Gillingham's 25 point, seven rebounds and seven assists. Phillip Gilbert chipped in 17. ISU shot 51 percent from the field including 10 of 24 three-pointers and 21 of 25 free throws. Bradley shot 44 percent from the field and made 13 of 22 threes, 8 of 12 in the first half.

ILLINOIS STATE 89, Bradley 74
February 1, 2003 • Redbird Arena

Table with 8 columns: Player, Min, FG-A, FT-A, O-REB, A, PF, TP. Lists stats for Bradley players and totals.

Team Pct.: FG - .439; FT - .647
3-Pt.: 13-22, .591 (Gillingham 4-8, Suggs 2-4, Robinson 4-6, Gilbert 2-2, Paul 1-2)

Blocks: 1 (Gilbert 1)
Turnovers: 14 (Gillingham 1, Suggs 2, Stewart 1, Robinson 5, Gilbert 4, Paul 1)
Steals: 8 (Gillingham 2, Suggs 1, Stewart 1, Gilbert 3, Paul 1)

Table with 8 columns: Player, Min, FG-A, FT-A, O-REB, A, PF, TP. Lists stats for Illinois State players and totals.

Team Pct.: FG - .509; FT - .840
3-Pt.: 10-24, .417 (Alexander 5-9, Greene 1-2, Guidry 2-9, Troc 2-4)

Blocks: 4 (Alexander 1, Arnold 1, Strandmark 2)
Turnovers: 14 (Alexander 4, Bojang 1, Greene 2, Guidry 3, Ford 1, Strandmark 1, Troc 1, Reid 1)
Steals: 5 (Alexander 2, Reid 3)

Officials: Mike Sanzere, Mark McMullen, Steve Morris
Attendance: 8,213
Halftime Score: ILLINOIS STATE 38, Bradley 37

GAME 19

Wichita State Ends Redbird Win Streak

WICHITA, Kan. - Baboucar Bojang scored a season-high 21 points and added five rebounds but it was not enough for the Illinois State men's basketball team to win its third game in a row as Wichita State handed the 'Birds their sixteenth loss of the year, an 85-71 decision in Wichita, Kan., Tuesday night.

Illinois State is now 3-16, 2-9 in the Valley while the Shockers improve to 12-7, 7-3 in conference play.

The Shockers shot 60.9 percent from the field for the game while Illinois State shot 41 percent for the game.

Led by Bojang, the 'Birds also got an offensive contribution from Gregg Alexander who had 12 points and Vince Green, who had 12 also. Wichita State was led by Randy Burns who had 19 points, seven rebounds and six assists with no turnovers. Jamar Howard added 16 points, six rebounds and six assists.

The Redbirds were strong in the first half off of hot shooting from Bojang and led 28-23 with 7:10 to play before the break. But Wichita State went on a 22-5 run to end the first half, taking a 45-33 lead into halftime. A 17-11 rebounding edge by the Shockers was the difference in the half as both teams were hitting the mark offensively.

The Redbirds never regained the lead in the second half but pulled to within eight with 17 minutes to play. The Shockers' advantage continued to grow, however, to as many as 12 with 7:51 to play. A quick bucket by Casey Reid got ISU back to within 10 but Illinois State trailed for the final minutes.

At the 3:10 mark, the 'Birds were down 82-67 before Howard hit a three-point shot for Wichita State's final bucket of the game. Ken Hill scored Illinois State's last points with :48 seconds left, 85-71.

Wichita State 85, ILLINOIS STATE 71
February 4, 2003 • Kansas Coliseum

Table with 8 columns: Player, Min, FG-A, FT-A, O-REB, A, PF, TP. Lists stats for Wichita State and Illinois State players and totals.

Team Pct.: FG - .410; FT - .813
3-Pt.: 8-20, .400 (Alexander 3-7, Greene 2-4, Guidry 1-6, Troc 2-2, Hill 0-1)

Blocks: 3 (Alexander 1, Burras 1, Reid 1)
Turnovers: 8 (Alexander 2, Bojang 1, Greene 3, Troc 2)
Steals: 7 (Alexander 1, Greene 2, Strandmark 1, Troc 2, Harris 1)

Table with 8 columns: Player, Min, FG-A, FT-A, O-REB, A, PF, TP. Lists stats for Wichita State players and totals.

Team Pct.: FG - .609; FT - .955
3-Pt.: 8-18, .444 (Howard 1-1, Kampman 0-2, Burns 4-7, Steven 0-1, Hogg 2-4, Wise 0-1, Clark 1-2)

Blocks: 3 (Miller 2, Steven 1)
Turnovers: 17 (Howard 4, Kampman 3, Miller 5, Steven 1, Hogg 2, Ledford 1, Wise 1)
Steals: 3 (Howard 2, Miller 1)

Officials: Paul Janssen, Eddie Jackson, Steve Skiles
Attendance: 7,406
Halftime Score: Wichita State 45, ILLINOIS STATE 33



GAME 23

Strandmark Leads 'Birds Past Aces

NORMAL, Ill - Andy Strandmark notched his first career double-double, with 11 points and a career high 14 rebounds, and came up with two big rebounds down the stretch to lead Illinois State over Evansville, 65-61, Wednesday at Redbird Arena.

Illinois State (5-18, 4-11 MVC) avoided a season sweep by Evansville after falling to the Aces earlier in the year and also put an end to a two game losing streak. Trey Guidry led the 'Birds in scoring with a game high 22 points, 13 of those coming in the first half. Vince Greene chipped in eight points and eight assists.

Evansville (10-13, 6-8 MVC) was paced by Clint Cuffie who had a team high 17 points on 5 of 9 shooting. The Aces had two other players in double digits, with both Ian Hanavan and Tobias Brinkley netting 13 points apiece.

Illinois State came out to a slow start in the first half, only managing three points in the first seven minutes, but Evansville was not much better, only netting five points over the same time span. The 'Birds heated up on the strength of three first half three pointers from Guidry, Guidry and Chris Burras accounted for every basket during a 9-2 run that gave the 'Birds their first double digit lead of the half, 25-15. Evansville outscored the 'Birds 5-2 over the final minute to end the half only down eight, 31-23.

Evansville threatened early in the second half, cutting the lead to 37-34 with 14:51 remaining, on a Ian Hanavan three-point play. The Redbirds went on a 7-2 run over the next two minutes to establish a 44-36 lead. Evansville battled back throughout the rest of the second half to cut the lead to 63-61 on a Lucious Wagner three-pointer at the one minute mark. Two rebounds on consecutive possessions and two free-throws with two seconds remaining by Strandmark sealed the victory for the 'Birds.

ILLINOIS STATE 65, Evansville 61
February 19, 2003 • Redbird Arena

Table with columns: Evansville, Min, FG-A, FT-A, O-REB, A, PF, TP. Lists player stats for Cuffie, Hanavan, Lytle, Burton, Wagner, Lee, Long, Gore, Brinkley, Ferguson, and Totals.

Team Pct.: FG - .435; FT - .800
3-Pt.: 5-14, .357 (Cuffie 3-7, Hanavan 0-1, Lytle 0-1, Burton 1-1, Wagner 1-1, Brinkley 0-2, Ferguson 0-1)
Blocks: 4 (Lytle 1, Lee 2, Ferguson 1)
Turnovers: 20 (Cuffie 3, Hanavan 4, Lytle 4, Burton 3, Wagner 3, Gore 2, Brinkley 1)
Steals: 6 (Cuffie 1, Burton 2, Wagner 2, Brinkley 1)

Table with columns: ILLINOIS STATE, Min, FG-A, FT-A, O-REB, A, PF, TP. Lists player stats for Bojang, Reid, Strandmark, Alexander, Greene, Burras, Ford, Troc, Arnold, Guidry, and Totals.

Team Pct.: FG - .411; FT - .737
3-Pt.: 5-11, .455 (Alexander 1-3, Greene 0-1, Guidry 4-7)
Blocks: 1 (Strandmark 1)
Turnovers: 16 (Reid 1, Strandmark 2, Alexander 3, Greene 8, Ford 1, Arnold 1)
Steals: 9 (Bojang 1, Reid 1, Alexander 3, Greene 3, Ford 1)

Officials: Ron Zetcher, Bob Staffen, Kipp Kissinger
Attendance: 4,815
Halftime Score: ILLINOIS STATE 31, Evansville 23

GAME 24

Alexander Leads 'Birds to First Road Win

HUNTINGTON, W. Va. - Gregg Alexander scored 21 points to lead the Illinois State men's basketball team to its first road victory of the year, a 57-53 win over Marshall, as part of ESPN's Bracket Buster Saturday.

Illinois State (6-18) was also paced by Baboucarr Bojang who had 11 points and eight rebounds while Casey Reid contributed 10 points and four assists. Marshall (11-12) was led by Ronald Blackshear who scored 16 points and Marvin Black who added 12.

Alexander scored the first bucket of the game as the Redbirds got off on the right foot before Marshall attacked and led by five with 17:00 to play in the first. ISU dwindled the lead to one off a jumper by Vince Greene and the Thundering Herd led 10-9 with 14 minutes to go. Marshall kept the lead until 1:55 to go in the first before Alexander hit again, from the three-point line, and gave ISU a 23-20 advantage en route to a 27-22 halftime lead.

Illinois State came out strong in the second, never trailing again in the game, and led by as many as 16 with 14:12 to play, 43-27. There was a threat, however, as Marshall stormed back to within one, 48-49, at the 6:31 mark after Blackshear hit a trey of his own but the 'Birds held on for the win after Alexander hit a jumper with 43 seconds remaining to secure the Redbird victory, 57-53.

ILLINOIS STATE 57, Marshall 53
February 22, 2003 • Cam Henderson Center

Table with columns: ILLINOIS STATE, Min, FG-A, FT-A, O-REB, A, PF, TP. Lists player stats for Bojang, Reid, Strandmark, Alexander, Greene, Burras, Ford, Troc, Arnold, Guidry, and Totals.

Team Pct.: FG - .439; FT - .286
3-Pt.: 5-13, .385 (Alexander 4-6, Greene 1-3, Troc 0-1, Guidry 0-3)
Blocks: 0
Turnovers: 14 (Bojang 1, Reid 1, Strandmark 3, Greene 2, Burras 1, Ford 2, Troc 2, Arnold 1, Guidry 1)
Steals: 8 (Bojang 2, Reid 2, Strandmark 1, Alexander 1, Greene 1, Guidry 1)

Table with columns: Marshall, Min, FG-A, FT-A, O-REB, A, PF, TP. Lists player stats for Black, Armpalu, Wright, Hamilton, Blackshear, Bunch, Dawn, Anderson, Patton, and Totals.

Team Pct.: FG - .362; FT - .667
3-Pt.: 7-22, .318 (Wright 1-3, Hamilton 2-3, Blackshear 4-14, Bunch 0-1, Dawn 0-1)
Blocks: 6 (Armpalu 4, Hamilton 1, Anderson 1)
Turnovers: 13 (Black 3, Wright 4, Blackshear 4, Anderson 2)
Steals: 5 (Black 2, Hamilton 2, Blackshear 1)

Officials: Steve Morris, Ron Berkholz, Tim Hutchison
Attendance: 3,255
Halftime Score: ILLINOIS STATE 27, Marshall 22

GAME 25

Redbirds Drop Valley Road Game at Drake

DES MOINES, Iowa - Trey Guidry led Illinois State with 15 points, but the Redbirds were unable to extend their winning streak to three games as they fell to Drake, 70-63, in Valley basketball action at the Knapp Center in Des Moines, Iowa.

Illinois State, 6-19 overall, 4-12 in the Valley, led by as many as nine points in the second half, but could not put the Bulldogs away late in the game. Marcus Arnold also scored in double figures for the 'Birds with 10 points, while Andy Strandmark contributed seven points and a team-high seven rebounds.

Drake, 10-17 overall, 5-11 Valley, was led by J.J. Sola with 16 points, while Luke McDonald chipped in 14. The Bulldogs shot 52 percent (14-for-27) in the second half and outscored the 'Birds 18-to-8 in points off of turnovers.

Illinois State had the lead at 63-62 with 1:55 left after Vince Greene drove to the basket for a lay-up, but Drake responded with a McDonald three-pointer to put the Bulldogs up by one. Baboucarr Bojang missed a pair of free throws with 1:15 remaining in regulation and Sola was able to score on the ensuing possession driving to the basket for a lay-up.

Drake made three of its four free throws in the closing minute to seal the victory and ended the game on an 8-0 run.

Drake 70, ILLINOIS STATE 63
February 26, 2003 • Knapp Center

Table with columns: ILLINOIS STATE, Min, FG-A, FT-A, O-REB, A, PF, TP. Lists player stats for Bojang, Reid, Strandmark, Alexander, Greene, Burras, Ford, Troc, Arnold, Guidry, and Totals.

Team Pct.: FG - .472; FT - .500
3-Pt.: 6-16, .375 (Reid 0-1, Alexander 1-3, Greene 0-6, Guidry 5-6)
Blocks: 1 (Troc 1)
Turnovers: 12 (Bojang 2, Reid 1, Alexander 1, Greene 4, Burras 2, Ford 1, Troc 1)
Steals: 8 (Strandmark 1, Alexander 5, Burras 1, Arnold 1)

Table with columns: Drake, Min, FG-A, FT-A, O-REB, A, PF, TP. Lists player stats for Murphy, Powell, Danielson, Randolph, McDonald, Sola, Tracy, Robinson, Newman, and Totals.

Team Pct.: FG - .472; FT - .800
3-Pt.: 8-16, .500 (Randolph 2-3, McDonald 4-7, Robinson 2-4, Newman 0-2)
Blocks: 0
Turnovers: 11 (Murphy 1, Powell 1, Danielson 1, Randolph 2, McDonald 1, Sola 2, Tracy 1, Robinson 2)
Steals: 6 (Powell 1, Danielson 2, Randolph 1, McDonald 1, Robinson 1)

Officials: Steven Skiles, Glenn Mayborg, Kipp Kissinger
Attendance: 2,739
Halftime Score: ILLINOIS STATE 31, Drake 31