



# Redbird Basketball

## GAME NOTES

Contact: Todd Kober, Director of Media Relations • 309/438-3805 • Fax: 309/438-5634 • Cell: 309/310-7112 • gtkober@ilstu.edu

### Illinois State Schedule

Date	Opponent (TV)	Time/Result
11/4	SIU-EDWARDSVILLE (Ex.)	W, 89-70
11/14	EA Sports All-Stars (Ex.)	L, 65-66
11/23	UTAH STATE	L, 53-68
11/26	@ Central Michigan	L, 69-74
11/30	ILLINOIS-CHICAGO	L, 65-78
12/2	CHATTANOOGA	L, 68-75
12/7	@ Kent State	L, 61-76
12/15	@ Western Kentucky	L, 43-63
12/18	JACKSONVILLE	W, 74-50
12/21	NORTHERN ILLINOIS	L, 65-72
12/29	SMS* (Valley-TV)	L, 48-76

1/4 @ Southern Illinois\* (WMBD) Today

**Bird Bit:** The Redbirds are 10-17 against the Salukis in SIU Arena, with their last win at Carbondale coming on Jan. 14, 2001.

1/7	@ Northern Iowa*	7:05 p.m.
1/11	CREIGHTON*	7:05 p.m.
1/15	@ SMS* (WMBD)	7:05 p.m.
1/18	WICHITA STATE*	2:05 p.m.
1/20	@ Creighton*	7:05 p.m.
1/25	@ Evansville*	7:05 p.m.
1/29	NORTHERN IOWA*	7:05 p.m.
2/1	BRADLEY* (WMBD)	4:05 p.m.
2/4	@ Wichita State*	7:05 p.m.
2/8	INDIANA STATE* (WMBD)	2:05 p.m.
2/12	@ Bradley* (WEEK)	7:35 p.m.
2/15	DRAKE*	7:05 p.m.
2/19	EVANSVILLE*	7:05 p.m.
2/22	@ Bracket Buster (ESPN)	TBA
2/26	@ Drake*	7:05 p.m.
3/1	@ Indiana State* (WMBD)	1:05 p.m.
3/3	S. ILLINOIS* (Valley-TV)	6:05 p.m.
3/7-10	@ Missouri Valley Conference Tournament	

All times listed are CT  
Home games in CAPS

\*=Missouri Valley Conference game

### ILLINOIS STATE MEDIA RELATIONS

**Basketball SID:** Todd Kober  
**Office Phone:** 309/438-3805  
**Fax:** 309/438-5634  
**Cell Phone:** 309/310-7112  
**Home Phone:** 309/454-3048  
**E-mail:** gtkober@ilstu.edu

[www.redbirds.org](http://www.redbirds.org)

**REDBIRD ARENA TICKET OFFICE**  
 309/438-8000

# 10 GAME



## ILLINOIS STATE REDBIRDS (1-8, 0-1)

AT



## SOUTHERN ILLINOIS SALUKIS (6-3, 1-0)

Saturday, January 4, 2003 • 3:05 p.m. CST  
 SIU Arena (10,000) • Carbondale, Ill.

### THE GAME

#### The Probable Starters:

#### ILLINOIS STATE REDBIRDS (1-8, 0-1)

						ppg	rpg	apg
F 2	Gregg Alexander	6-4	195	So.-1L	Lincoln, Ill.	9.8	1.7	0.9
F 21	Marcus Arnold	6-8	225	Fr.-HS	Chicago, Ill.	7.2	3.3	0.9*
C 23	Baboucarr Bojang	6-9	205	Sr.-1L	Greenville, S.C.	6.8	4.7	0.8*
G 11	Vince Greene	5-9	160	So.1L	Chicago, Ill.	10.3	2.1	4.6
G 24	Trey Guidry	6-2	185	So.-TR	Baton Rouge, La.	12.4	2.0	2.1

#### SOUTHERN ILLINOIS SALUKIS (6-3, 1-0)

F 11	Sylvester Willis	6-7	225	Jr.-2L	Calumet City, Ill.	7.1	5.6	0.8*
C 23	Jermaine Dearman	6-8	220	Sr.-3L	Indianapolis, Ind.	12.9	6.7	1.4
G 1	Darren Brooks	6-3	205	So.-1L	St. Louis, Mo.	12.9	5.0	2.3
G 25	Stetson Hairston	6-3	200	So.-1L	Fairview Heights, Ill.	14.6	4.1	2.3
G 33	Kent Williams	6-2	185	Sr.-3L	Mt. Vernon, Ill.	14.3	1.1	3.2

NOTE - (\*) indicates blocks per game.

**About The Game:** Today marks the second league contest for both programs. It is also the first time this season that the Redbirds will travel in conference play. The Redbirds have lost two straight and four straight away from Redbird Arena dating back to last season. Southern Illinois has won three of the last four meetings at SIU Arena.

**Series History:** This is the 119<sup>th</sup> meeting between the two schools and Southern Illinois leads the series 60-58.

It is the longest series in the history of both programs. The two teams split the season series last season with both teams winning at home. Illinois State has won three of the last four meetings.

**Last Meeting:** Shawn Jeppson led a balanced attack with 22 points to lead Illinois State past Southern Illinois 84-70, at Redbird Arena on Feb. 16, 2002. Gregg Alexander and Shedrick Ford each tossed in 17 points, while Baboucarr Bojang dumped in 13 points and grabbed a team-high nine rebounds. Kent Williams led SIU with 27 points and Rolan Roberts chipped in 22. The 'Birds shot 61 percent from the field in the first half.

**On the Air:** John Fitzgerald, play-by-play; Mike Matthews, color; Bruce Evans, sideline (home only) and Tim Fisher, studio host. Affiliates: WJBC (AM 1230/Bloomington), flagship; WZOE (AM 1490/Princeton); WFMB (AM 1450/Springfield). All Redbird broadcasts can be heard via Internet at either sports.yahoo.com or wjbc.com. WJBC also carries Richardson's weekly call-in show, which generally airs each Thursday from 6:07-7 pm, depending on the schedule.

**On the Tube:** Kurt Pegler, play-by-play, and Matt Taphorn, color, will call the action for today's game. The broadcast will be aired live on WMBD CBS-31.

### THE COACHES

**Tom Richardson** (St. Xavier '77) is 49-51 in his fourth season at Illinois State. He is assisted by Chad Altadonna, Lance Irvin and Kirk Sarff. Richardson is 31-29 against Valley opponents, 18-22 vs. non-conference foes, 32-15 at home, 12-30 on the road and 5-6 on neutral floors.

**Bruce Weber** (UW-Milwaukee '74) is in his fifth season at Southern Illinois. He owns a 85-49 record with the Salukis.



## TALE OF THE TAPE



W-L Record	1-8	6-3
ESPN/USA Today	UR	UR
AP Poll	UR	UR
Points Scored	60.7	77.3
Points Allowed	70.2	70.1
Scoring Margin	-9.6	+7.2
FG Percentage	41.8	47.5
Def. FG Percentage	48.5	46.4
3-pt. Percentage	41.5	35.0
Def. 3-pt. Percentage	40.5	41.3
FT Percentage	68.4	65.7
Offensive Rebounds	9.2	12.8
Total Rebounds	28.2	35.1
Rebounding Margin	-6.2	+1.9
Assists	11.6	12.9
Turnover Average	14.9	14.4
Turnover Margin	+0.9	+4.6
Steal Average	6.1	8.2
Block Average	3.4	2.8
Fouls	19.1	20.4

## WEEKLY MEDIA CONFERENCE

All start at 3 p.m. and are located in the temporary Redbird Arena press room off of the northwest ramp near the northeast loading dock.

- Wednesday, January 8
- Tuesday, January 14
- Tuesday, January 21
- Tuesday, January 28
- Wednesday, February 5
- Tuesday, February 11
- Tuesday, February 18
- Tuesday, February 25
- Tuesday, March 4

## WHAT'S BACK

Here's a look at what Illinois State returns heading into the 2002-03 season by percentage in key statistical categories ...

Scoring	49.5%
Three-Point Field Goals	49.4%
Rebounding	63.2%
Assists	42.4%
Steals	56.5%
Blocks	55.2%
Minutes	51.6%

## VALLEY TELECONFERENCE

Teleconferences with The Valley men's basketball head coaches will be conducted each Tuesday, with the men's briefings beginning on a weekly basis in December. To participate in either conference briefing, call 913/981-5509. The first men's teleconference begins at 10 a.m. CST on **Tuesday, December 3**. Head coach **Tom Richardson** will be available at 10:25 a.m. during the teleconference.

## About the Southern Illinois Salukis

- Southern Illinois is located in Carbondale, Ill., and enrolls 21,598 students. The Salukis are members of the Missouri Valley Conference.
- Senior Kent Williams has made the transition to point guard. Since taking over his new role, Williams continues to score with 14.3 points per game. He is also averaging 3.2 assists per game and has a 2.6 assist-to-turnover ratio.
- Sophomore guard Stetson Hairston paces the squad with 14.6 points per game, doubling his 7.3 point per game scoring average from last season.
- SIU is 6-0 in games where it scores at least 75 points and 0-3 when it scores less than 75.
- The Salukis have shot 61.8 percent from the free throw line in the last five games (63-of-102).
- In addition to Hairston, both Darren Brooks and Sylvester Willis have picked up their scoring averages from last season.
- Williams and senior forward Jermaine Dearman are both members of the 1,000-point club at SIU. Williams ranks fifth with 1,651 points and Dearman is 23<sup>rd</sup> with 1,095.
- SIU is ranked No. 6 in the latest edition of College Insider's mid-major poll.
- The Salukis are currently riding a 18-game home winning streak. It is the longest SIU home-winning streak since the Dawgs won 20-straight at SIU Arena between Feb. 11, 1992 and Dec. 16, 1993.

## For Road Openers ...

Since starting Missouri Valley Conference play in the 1981-82 season, the Redbirds own a 9-12 mark in league road openers. Under head coach **Tom Richardson**, ISU is 1-2 in conference road starters.

## Home Sour Home

With eight more home games on the schedule, the Redbirds are already one loss away from tying the second-most losses at Redbird Arena with six. In 1998-99 and 1999-2000, the 'Birds dropped six games in Redbird Arena. The 1990-91 Illinois State team finished with a 3-10 mark at home for the worst home record.

## Watching Out For No. 1

The Redbirds are still looking for their first win on an opponents floor. Thus far, Illinois State is 0-3 in enemy arenas. The latest the 'Birds have gone in a season until recording their first road win is January 25. The 1979-80 edition of the Redbirds got their first road win of the season over Howard 72-61, on Jan. 25, 1980. That team finished 20-9 on the year and the Howard game was only the fifth road game of the season.

## It's Easy Being Greene

Kermit the Frog might not agree, but for point guard **Vince Greene** it is easy when he gets his teammates involved. Greene ranks fourth in The Valley in assists with 4.6 dishes per game. In his last seven games, Greene has handed out 33 assists, while only turning the ball over 17 times. In the last three contests, Greene has posted 17, 16 and 14-point scoring efforts and has six double-digit scoring games on the season.

## Consistently Inconsistent

The Redbirds have six players that have started six or more games, but head coach **Tom Richardson** is still looking for a consistent scoring trend. Of the six players, each one has scored at least 11 points in a game, while also tossing in as few as three tallies in a game. The six have also combined for 12 games where they have scored three points or less.

## It's a Small World

With 6-foot-9 **Baboucarr Bojang** being tabbed a preseason first team All-Missouri Valley Conference selection, head coach **Tom Richardson** is probably surprised that his top three scorers are 6-4 or smaller. **Trey Guidry**, a 6-2 guard, leads the team with 12.4 points per game, while 5-9 sophomore **Vince Greene** is second with 10.3 points per contest. **Gregg Alexander**, a 6-4 sophomore, ranks third on the squad with 9.8 tallies per game.

## Southern Illinois Schedule

Date	Opponent	Time/Result
11/24	GEORGE MASON	W, 83-74
11/27	COLORADO STATE	W, 83-71
12/3	MURRAY STATE	W, 85-56
12/7	at SE Missouri State	W, 85-69
12/14	at Illinois-Chicago	L, 71-73
12/18	at Charlotte	L, 67-80
12/22	CAL ST.-NORTHRIDGE	W, 86-74
12/28	at St. Louis	L, 60-71
1/2	DRAKE*	W, 76-63
1/4	ILLINOIS STATE*	Today
1/8	at Evansville*	7:05 p.m.
1/11	at Indiana State*	3:05 p.m.
1/15	WICHITA STATE*	7:05 p.m.
1/18	at Creighton*	3:05 p.m.
1/22	at Northern Iowa*	7:05 p.m.
1/25	INDIANA STATE*	7:05 p.m.
1/29	BRADLEY*	7:05 p.m.
2/1	at Wichita State*	1:35 p.m.
2/6	at Drake*	7:05 p.m.
2/8	at SMS*	7:05 p.m.
2/13	NORTHERN IOWA*	7:05 p.m.
2/15	at Bradley*	2:05 p.m.
2/19	SMS*	7:05 p.m.
2/22	BRACKET BUSTERS	TBA
2/26	EVANSVILLE*	7:05 p.m.
3/1	CREIGHTON*	8:05 p.m.
3/3	at Illinois State	6:05 p.m.
3/7-10	@ Valley Tournament	

All times listed are CST  
\* Missouri Valley Conference Game



Greenbirds

Prior to this season, the 13 players currently on the Illinois State roster had combined for a total of 240 game played, or just 18.5 games per player, or roughly half of one season.

On Guard

The Redbirds, offensively, have definitely been driven by guard play so far this season. Sophomores Trey Guidry, Gregg Alexander and Vince Greene have accounted for 41.6 percent of Illinois State's scoring this season.

Tis the Season

It is the time for giving and the Redbirds have been extremely charitable lately. Both sophomores Trey Guidry and Vince Greene have dished out career-high 11 assists this season.

Time and the Minutes Are On Their Side

Just slightly less than 75 percent of the minutes (72.3%) logged so far this season (1,301 of a possible 1,800) are by players that have at least two years of eligibility AFTER this season.

If History Repeats Itself – Buy Season Tickets Now

In the 74-50 win over Jacksonville, the Redbird underclassmen accounted for 56 points of Illinois State's scoring total. The 56 tallies was the highest total by a group of Redbird sophomores and freshmen since Dec. 9, 1995, when underclassmen totaled 57 points in the Redbirds' 79-59 win over Fairleigh-Dickenson.

Block Party

Opponents have experienced more rejection from the 'Birds this season than in recent years. Through nine games, the 'Birds are averaging 3.4 blocked shots per game, which ranks No. 5 all-time in the Illinois State record book.

Resistance Has Been Futile

Illinois State's 2-3 zone limited Jacksonville to 31.6 percent shooting, but against SMS, the ISU defense was torched for a shooting percentage of 50% or better in the second half for the eighth time in nine games.

Big Men Breakout Bids

The Illinois State careers of current big man Andy Strandmark and former Redbird center Brian Kern (1991-95) up to this point are extremely similar and head coach Tom Richardson hopes that they continue along the same path.

Rebound Revival Rooted

The Redbirds had won the rebound battle in back-to-back games after starting the campaign being out-rebounded by their foes in the first five games. That string has come to an end in the last two outings against Northern Illinois and SMS.

93 Straight Games With a Trey on the Board ...

Illinois State heads into today's game with at least one made 3-pointer in 93 straight games. In fact, in the Tom Richardson era the Redbirds have only gone one game without a made trey on an 82-43 loss at Creighton on December 12, 1999.

THE LAST TIME THEY MET

Redbirds Upend SIU, 84-70

NORMAL, Ill. – Shawn Jeppson led a balanced attack with 22 points to lead Illinois State past Southern Illinois 84-70 in a battle of two first-division teams in the Missouri Valley Conference Saturday at Redbird Arena.

Jeppson's play was backed by Gregg Alexander and Shedrick Ford with 17 points and Baboucarr Bojang with 13 and a team-high nine rebounds. Kent Williams led the Salukis with 27 points and Rolan Roberts had 22, but the Salukis had to battle an energized Illinois State team which scored a season-high 84 points, made 27 of 33 free throws, plus an active crowd of 9,451, largest of the year at Redbird Arena, celebrating a tribute to State Senator John Maitland.

The Redbirds, 14-12 overall, 10-5 in the Valley, won for the eighth time in their last nine games and avenged a 79-58 drubbing Jan. 5 in Carbondale. Southern Illinois, 21-6 overall, 11-4 in the Valley, has lost back-to-back games for the first time this season.

Illinois State shot 61 percent from the field in the first half as Jeppson made all five of his field goals to help the 'Birds to a 43-30 halftime lead. ISU held that lead at 47-34 when Southern Illinois made its move, going on a 14-2 run to cut the margin to 49-48 on Kent Williams' layup with 12:56 left.

ILLINOIS STATE 84, Southern Illinois 70
February 16, 2002 • Normal, Ill.

Table with 8 columns: S. Illinois, Min., FG-A, FT-A, O-REB, A, PF, TP. Rows include individual players and a Totals row.

Team Pct.: FG – .441; FT – .412
3-Pt.: 3-16, .188 (Hairston 1-2, Dearman 0-1, Belcher 0-1, Williams 2-7, Brooks 0-2, Buie 0-2, Korn 0-1)
Blocks: 3 (Roberts 1, Williams 1, Brooks 1)
Turnovers: 13 (Roberts 4, Hairston 3, Dearman 2, Williams 2, Brooks 1, Buie 1)
Steals: 11 (Roberts 3, Hairston 2, Dearman 1, Belcher 1, Williams 4)

Table with 8 columns: ILLINOIS ST., Min., FG-A, FT-A, O-REB, A, PF, TP. Rows include individual players and a Totals row.

Team Pct.: FG – .482; FT – .818
3-Pt.: 3-11, .273 (Alexander 2-5, Rice 0-2, Jeppson 1-3, Greene 0-1)
Blocks: 4 (Strandmark 3, Reid 1)
Turnovers: 17 (Bojang 4, Strandmark 2, Rice 3, Jeppson 1, Greene 1, Ford 5, Reid 1)
Steals: 5 (Bojang 1, Rice 1, Jeppson 1, Reid 2)

Officials: Sam Banks, Randy Heimerman, Dave Draucker
Attendance: 9,451
Halftime Score: ILLINOIS STATE 43, S. Illinois 30



## CHART CLIMBERS

### Career 3-Point FG Leaders

1. Tarise Bryson (1999-02) .....	214
10. Antonio Cooper (1992-96) .....	93
- Gregg Alexander (2001-) .....	76

### Career Double-Digit Rebounding Games

1. Ron deVries .....	60
5. Joe Galvin .....	23
- Baboucarr Bojang .....	10

### Career Blocked Shots Leaders

1. LeRoy Watkins (1996-99) .....	143
8. Dan Muller (1994-98) .....	57
Hank Comley (1980-84) .....	57
- Andy Strandmark (1999-) .....	47

### Career Minutes Averaged Leader

1. Tarise Bryson (1998-02) .....	34.1
2. Dan Muller (1994-98) .....	32.6
3. Gregg Alexander (2001-) .....	31.8
Michael McKenny (1981-85) .....	31.8

## CAREER STARTS/GAMES

No.	Player	Illinois St.	
		GP	GS
1	Chris Burras	9	0
2	Gregg Alexander	40	39
3	Dana Ford	9	4
5	Andy Strandmark	95	28
10	Kevin Troc	9	1
11	Vince Greene	40	9
12	Rebert Harris	3	0
21	Marcus Arnold	9	6
23	Baboucarr Bojang	40	35
24	Trey Guidry	9	6
34	Kenneth Hill	3	0
40	Casey Reid	39	3
44	Brett Gillan	34	0

## 2002-03 VALLEY PRESEASON POLL

	1	2	3	4	5	6	7	8	9	10	Total
1. Creighton	25	5	-	-	-	-	-	-	-	-	290
2. S. Illinois	5	24	1	-	-	-	-	-	-	-	274
3. Wichita St.	-	-	9	15	2	3	1	-	-	-	208
4. Illinois State	-	1	11	7	7	1	3	-	-	-	205
5. Drake	-	-	8	3	9	4	3	1	2	-	178
6. Bradley	-	-	-	4	3	8	5	7	2	1	132
7. N. Iowa	-	-	-	-	3	9	8	5	3	2	118
8. SMS	-	-	1	1	3	2	8	11	4	-	116
9. Indiana St.	-	-	-	-	1	2	-	3	17	6	71
10. Evansville	-	-	-	-	1	1	2	3	2	21	53

## 2002-03 VALLEY STANDINGS

	MVC			OVERALL		
	W	L	PCT	W	L	PCT
1. Creighton	1	0	1.000	10	1	.909
S. Illinois	1	0	1.000	6	3	.667
SMS	1	0	1.000	4	5	.444
4. Wichita State	0	0	.000	5	4	.556
5. Evansville	0	0	.000	4	5	.444
6. Bradley	0	0	.000	4	7	.364
Indiana State	0	0	.000	4	7	.364
8. Drake	0	1	.000	5	7	.417
Northern Iowa	0	1	.000	3	6	.333
Illinois State	0	1	.000	1	8	.111

\*Through games of Jan. 2

### Who Ya Gonna Call?

Bracket Busters! In an effort to help "mid-major" programs bust into the NCAA Tournament field as an at-large entry, conferences from around the country have joined forces with ESPN to form - Bracket Buster Saturday on Feb. 22, 2003. The event consists of 18 teams with one predetermined match-up with Gonzaga hosting Tulsa. The rest of the games will be announced on Feb. 1, 2003, with the intention of pitting the best-possible match-ups. By the end of the season, the 'Birds will have faced six opponents that are a part of Bracket Buster Saturday.

### A Sl of Relief

Whew! Apparently the Missouri Valley Conference's success in the NCAA Tournament is starting to gain the league national recognition and the Redbirds are reaping benefits from it as well. *Sports Illustrated's* forecast of the 65-team NCAA Tournament field included Illinois State at No. 50, while Southern Illinois was No. 30 and Creighton was tabbed for No. 48. The Valley has posted seven NCAA Tournament victories in the last four years, including two teams advancing to the Sweet 16.

### Bojang One of Valley's Elite

Senior Baboucarr Bojang was named to the preseason all-league team at the Missouri Valley Conference's media day. Bojang claimed second-team honors in 2001-02 and joined Creighton's Kyle Korver, Drake's Luke McDonald and Southern Illinois' Kent Williams and Jermaine Dearman on the All-Valley team.

### Slightly Above Average Valley Year

With 12 league victories last season, it was an "average" year for Illinois State. Since the Redbirds joined the Valley for the 1981-82 season, Illinois State has averaged 10.3 conference wins per year. Five of those 21 campaigns were just 16-game Valley schedules, while four others included only 14 games. On average, Illinois State has finished four games over .500 in league play.

### International Flair

The 2002 trip to Australia marked the third international tour for ISU. The team traveled to Europe in both 1992 and 1997, before the Australian tour this year. Overseas, the 'Birds have had their share of success with a 12-8 overall mark, but the real story comes in their record after returning home. ISU posted a combined 44-16 (.733) record with two Valley regular-season titles in the seasons following the first two trips.

### FT Five-Peat ?

With the 77.5% effort from the line last season, the Redbirds eclipsed the 70% shooting mark for a fourth-straight season. This year the Redbirds are a little below the plateau with a 68.4 percentage through the first nine games. ISU shot 72.8% from the free throw line in 2000-01, 74% in 1999-2000 and 73.5% in 1998-99. The Redbirds have not had a stretch of five-straight seasons since it bettered 70% from 1975-1979.

### We Have a Winner

With a 17-14 record last season, the Redbirds finished above .500 for the 29th time in 32 seasons at the Division I level. It was also the 'Birds' tenth winning season in the last 11 years.

### No Thanks, I'm Just Watching

Neil Plank transferred to ISU from Wisconsin, but cannot play for the 'Birds until the 2003-04 season. NCAA rules require that he sit out one season. In 27 games, Plank scored 25 points in 173 minutes for UW.

### The Addition of Size, Size and More Size

On November 13, 2002, the Illinois State basketball team added 241 inches and 670 pounds to the program next season with the inking of Ronnie Carlwell (6-10, 250, Maywood, Ill • Proviso East), Greg Dilligard (6-8, 215, LaBelle, Mo. • Highland) and Michael Sams (6-7, 205, Mt. Zion, Ill. • Mt. Zion) on the first day of the early signing period. The Redbirds have one scholarship left to fill.

### Redbird Flashback

Since becoming an NCAA Division I program in 1970, the Redbirds have posted a 7-0 record when playing on January 4, one of Illinois State's seven wins happened in 1998 and it is today's Redbird Flashback: **Jan. 4, 1998 • Normal, Ill.** - Illinois State got 19 points from Dan Muller as the Redbirds topped Pacific and eventual NBA No. 1 draft pick Michael Olowakandi 64-63 at Redbird Arena. With the Redbirds leading 59-58, Kyle Cartmill added a 3-pointer with a minute left to push the ISU lead to 62-58. Jamar Smiley added a pair of free throws to seal the win. Olowakandi finished with a game-high 20 points to lead Pacific, while Cartmill chipped in 11 points and LeRoy Watkins added nine.



THE LAST TIME IT HAPPENED

INDIVIDUAL

A player scored 40 points ... ILLINOIS ST. Tarise Bryson (41) at C. Michigan, 12-3-00
Opponent Anthony Roberts (48), Oral Roberts, 1-6-75
A player scored 30 points ... ILLINOIS ST. Tarise Bryson (38) at Purdue, 3-15-01
Opponent Jermaine Boyette (31), Weber St., 11-16-01
A player grabbed 20 rebounds ... ILLINOIS ST. Ron deVries (24) vs. Pacific, 1-19-74
Opponent Anthony Bonner (21), St. Louis, 2-6-90
A player grabbed 15 rebounds ... ILLINOIS ST. Babouarr Bojang (15) vs. UNI, 1-30-02
Opponent Joshua Cross (17), S. Illinois, 2-12-00
A player had a double-double ... ILLINOIS ST. Vince Greene (17p, 11a) vs. Jacksonville, 12-18-02
Opponent Patrick Sparks (10p, 10a) at Western Ky., 12-15-02
A player made five 3-pointers ... ILLINOIS ST. Trey Guidry (5-9) vs. Northern Illinois, 12-21-02
Opponent Todd Peterson (6-10) vs. Northern Illinois, 12-21-02
A player made 10 free throws ... ILLINOIS ST. Shedrick Ford (11-13) vs. S. Illinois, 2-16-02
Opponent Jay Bates (10-12) vs. Northern Illinois, 12-21-02
A player had 15 free throw attempts ... ILLINOIS ST. Tarise Bryson (12-15) at Purdue, 3-14-01
Opponent Aaron Thomas (14-15), Drake, 1-17-00
A player had 10 assists ... ILLINOIS ST. Vince Greene (11) vs. Jacksonville, 12-18-02
Opponent Patrick Sparks (10) at Western Kentucky, 12-15-02
A player had five steals ... ILLINOIS ST. Randy Rice (6) vs. Wichita State, 1-7-02
Opponent Jerry Green (5), UC-Irvine, 11-23-01
A player blocked five shots ... ILLINOIS ST. LeRoy Watkins (5) vs. Alcorn State, 12-2-98
Opponent Caleb Halcomb (5) at Western Kentucky, 12-15-02

TEAM

A team scored 100 points ... ILLINOIS ST. vs. Southern Illinois (105), 1-10-98
Opponent vs. Oklahoma (112), 12-28-90
A team made 35 field goals ... ILLINOIS ST. at Southern Illinois (35-53), 2-28-98
Opponent vs. UT-San Antonio (35-65), 12-17-00
A team had 75 field goal attempts ... ILLINOIS ST. vs. Lewis (78), 12-2-92
Opponent vs. Akron (27-80), 11-20-98
A team shot 50 percent from the field ... ILLINOIS ST. vs. Jacksonville (.500, 30-60), 12-18-02
Opponent vs. SMS (.596, 28-47), 12-29-02
A team made 10 3-point field goals ... ILLINOIS ST. vs. Illinois-Chicago (.435, 10-23), 11-30-02
Opponent vs. Northern Illinois (.550, 11-20), 12-21-02
A team had 25 3-point field goal attempts ... ILLINOIS ST. at Drake (8-27), 1-10-02
Opponent vs. Jacksonville (10-31), 12-18-02
A team shot 50 percent on 3-pointers ... ILLINOIS ST. at Kent State (.625, 5-8), 12-7-02
Opponent vs. SMS (.625, 5-8), 12-29-02
A team made 30 free throws ... ILLINOIS ST. vs. UT-San Antonio (34-42), 12-17-01
Opponent at Drake (37-52), 1-17-01
A team had 25 assists ... ILLINOIS ST. vs. Hofstra (25), 11-25-01
Opponent na
A team had 15 steals ... ILLINOIS ST. vs. Weber State (15), 11-16-01
Opponent at Creighton (18), 12-12-99
A team had blocked 10 shots ... ILLINOIS ST. 10 vs. Evansville, 1-17-79
Opponent na

BENCH SCORING (ISU-OPP)

Table with 2 columns: Team Name and Score. Rows include Utah State (13-31), at Central Michigan (28-30), Illinois-Chicago (4-20), Chattanooga (26-8), at Kent State (7-15), at Western Kentucky (13-15), Jacksonville (27-13), Northern Illinois (34-31), SMS (8-24), at Southern Illinois, at Northern Iowa, Creighton, at SMS, Wichita State, at Creighton, at Evansville, Northern Iowa, Bradley, at Wichita State, Indiana State, at Bradley, Drake, Evansville, at TBA, at Drake, at Indiana State, Southern Illinois, Total (160-187).

2002-03 VALLEY RANKINGS

\*As of December 29

Table with 2 columns: Statistic and Rank. Rows include Scoring Offense (9th, 60.7), Scoring Defense (5th, 70.2), Scoring Margin (10th, -9.6), Free Throw Pct (4th, .684), Field Goal Pct (9th, .418), FG Pct. Defense (10th, .485), 3-Point FG Pct. (3rd, .415), 3-Point FG Pct. Def (7th, .405), Rebounding Offense (10th, 28.2), Rebounding Defense (8th, 34.4), Rebounding Margin (10th, -6.2), Blocked Shots (3rd, 3.44), Assists (9th, 11.56), Steals (7th, 6.11), Turnover Margin (5th, +0.89), Assist/Turnover Ratio (10th, 0.78), Offensive Rebounds (8th, 9.22), Defensive Rebounds (10th, 19.00), 3-Point Field Goals Made (5th, 6.22).

INDIVIDUAL

Table with 2 columns: Player Name and Value. Rows include Vince Greene (4th, 4.56) under ASSISTS; Babouarr Bojang (10th, .742) under FREE THROW PERCENTAGE; Vince Greene (19th, 1.44) under STEALS; Gregg Alexander (17th, .429) and Trey Guidry (10th, .418) under 3-POINT FIELD GOAL PERCENTAGE; Trey Guidry (4th, 2.56) and Gregg Alexander (8th, 2.00) under 3-POINT FG MADE; Marcus Arnold (7th, 0.89) under BLOCKED SHOTS.

ILLINOIS STATE'S 2002-03 RECORD WHEN

Table with 2 columns: Record and Opponent. Rows include Overall (1-8), Missouri Valley Conference (0-1), Playing Nationally Ranked Teams (0-0), Leading at the Half (1-1), Trailing at the Half (0-7), Tied at the Half (0-0), Leading with 5:00 to Play (1-0), Trailing with 5:00 to Play (0-8), Tied with 5:00 to Play (0-0), In Overtime (0-0), ISU out-rebounds opponent (1-1), Opponents out-rebounds ISU (0-6), ISU has 15 or fewer Turnovers (1-4), ISU has fewer Turnovers than opp. (1-3), ISU shoots 50 Percent or Better (1-1), ISU shoots 40 Percent or Better (1-4), Opponents shoot less than 40 Percent (1-0), Opponents shot 40 Percent or Better (0-8), ISU shoots better than Opponent (1-2), Opponent shoots better than ISU (0-6), ISU has more FG Attempts (1-6), Opponent has more FG Attempts (0-1), ISU Shoots better than 35% on 3's (1-7), ISU Attempts more 3's (0-4), Opponents Attempt more 3's (1-4), ISU has more FT Attempts (1-1), Opponent has more FT Attempts (0-7), ISU Scores 100 or More (0-0), ISU Scores 90 or More (0-0), ISU Scores 80 or More (0-0), ISU Scores 70 or More (1-0), ISU Scores 60 or More (1-5), ISU Scores less than 60 (0-3), Opponent Scores 100 or More (0-0), Opponent Scores 90 or More (0-0), Opponent Scores 80 or More (0-0), Opponent Scores 70 or More (0-6), Opponent Scores 60 or More (0-7), Opponent Scores less than 60 (1-0), In Games Decided by 5 or less (0-1), In Games Decided by 6-10 Points (0-2), In Games Decided by 11-20 Points (0-4), In Games Decided by 21+ Points (1-1), Day Games (0-4), Night Games (1-4), Home Court (1-5), Away Games (0-3), Neutral Games (0-0), When ISU Scores First (0-2), When ISU Wins Tip (0-1), In November (0-2), In December (1-6), In January (0-0), In February (0-0), In March (0-0), On Sunday (0-2), On Monday (0-1), On Tuesday (0-1), On Wednesday (1-0), On Thursday (0-0), On Friday (0-0), On Saturday (0-4).



## SUPERLATIVES

### STARTING LINEUPS – F, F, C, G, G (8):

- Alexander, Bojang, Strandmark, Greene, Guidry (0-1)  
(L) – Utah State
- Alexander, Arnold, Bojang, Troc, Greene (0-1)  
(L) – at Central Michigan
- Alexander, Arnold, Strandmark, Greene, Guidry (0-2)  
(L) – Illinois-Chicago, Chattanooga
- Alexander, Arnold, Bojang, Ford, Guidry (0-1)  
(L) – at Kent State
- Alexander, Bojang, Strandmark, Ford, Guidry (0-1)  
(L) – at Western Kentucky
- Alexander, Arnold, Strandmark, Ford, Greene (1-0)  
(W) – Jacksonville
- Alexander, Bojang, Strandmark, Ford, Greene (0-1)  
(L) – Northern Illinois
- Alexander, Arnold, Bojang, Greene, Guidry (0-1)  
(L) – SMS

### FIRST POINTS:

Greene 3, Strandmark 2, Arnold 2, Ford 1, Alexander 1

### DOUBLE-DIGIT SCORERS (23):

Greene 6, Alexander 5, Guidry 5, Strandmark 3, Bojang 2, Arnold 2

### DOUBLE-DIGIT REBOUNDING (1):

Bojang 1

### LEADING SCORER:

Guidry 5, Greene 3, Alexander 2, Arnold 1

### LEADING REBOUNDER:

Bojang 4, Strandmark 4, Burras 2

### DOUBLE-DOUBLES (3):

Bojang 1, Guidry 1, Greene 1

### DUNKS (2):

Reid 1, Strandmark 1

### FIRST SUBSTITUTION:

Bojang 3, Strandmark 3, Reid 1, Greene 1, Arnold 1

### CHARGES DRAWN (11):

Strandmark 2, Bojang 2, Alexander 2, Burras 2, Arnold 2, Troc 1

### MOST MINUTES:

- 39, Baboucarr Bojang at Kent State, 12-7-02
- 38, Trey Guidry at Kent State, 12-7-02
- 35, Trey Guidry vs. Utah State, 11-23-02
- 35, Gregg Alexander vs. Northern Illinois 12-21-02
- 34, Vince Greene vs. Jacksonville, 12-18-02
- 34, Vince Greene vs. Northern Illinois, 12-21-02




In remembrance of former Illinois State director of athletics and coach Milt Weisbecker, who passed away in 2002, the Redbird men's basketball team will be wearing patches on its uniforms this season.

## INDIVIDUAL GAME-BY-GAME (PTS-REB-ASTS)

Opponent	Alexander	Arnold	Bojang	Burras	Ford	Gillan
Utah State	6-1-0*	9-4-0	2-5-1*	0-2-0	0-1-0	DNP
at Central Michigan	18-2-0*	4-2-0*	4-0-2*	2-4-1	0-1-0	DNP
Illinois-Chicago	12-2-0*	11-6-2*	4-4-2	0-2-0	0-1-0	DNP
Chattanooga	2-2-2*	3-2-0*	15-10-1	2-3-0	6-2-1	DNP
at Kent State	13-1-0*	6-1-0*	14-6-0*	0-0-0	6-5-1*	DNP
at Western Kentucky	18-2-3*	4-5-0	3-3-0*	0-0-0	2-0-0*	0-0-0
Jacksonville	15-5-1*	5-2-0*	8-8-1	6-2-1	2-5-1*	0-0-0
Northern Illinois	4-0-2*	9-5-1	2-5-0*	2-6-0	4-2-0*	0-0-0
SMS	0-0-0*	14-3-0*	9-1-0*	2-4-1	0-3-1	0-0-0
at Southern Illinois						
at Northern Iowa						
Creighton						
at SMS						
Wichita State						
at Creighton						
at Evansville						
Northern Iowa						
Bradley						
at Wichita State						
Indiana State						
at Bradley						
Drake						
Evansville						
at TBA						
at Drake						
at Indiana State						
Southern Illinois						

Opponent	Greene	Guidry	Harris	Hill	Reid	Strandmark	Troc
Utah State	10-3-3*	20-2-1*	DNP	DNP	2-1-1	2-2-1*	2-4-5
at Central Michigan	13-2-5*	7-2-0	DNP	DNP	8-0-0	11-7-1	2-4-1*
Illinois-Chicago	14-3-6*	14-0-3*	DNP	DNP	0-0-0	10-8-1*	0-1-0
Chattanooga	0-0-8*	26-1-0*	DNP	DNP	0-0-0	11-5-0*	3-0-2
at Kent State	3-1-3	15-4-11*	DNP	DNP	0-0-0	4-4-1	0-0-0
at Western Kentucky	6-4-3	5-4-1*	0-0-0	2-1-0	0-0-1	2-9-1*	1-2-0
Jacksonville	17-5-11*	3-2-2	0-0-0	0-1-0	2-3-0	8-2-1*	8-2-2
Northern Illinois	16-1-1*	19-2-1	DNP	DNP	DNP	5-6-0*	4-0-1
SMS	14-3-0*	3-1-0*	2-0-0	0-0-0	0-0-0	4-3-0	0-1-0
at Southern Illinois							
at Northern Iowa							
Creighton							
at SMS							
Wichita State							
at Creighton							
at Evansville							
Northern Iowa							
Bradley							
at Wichita State							
Indiana State							
at Bradley							
Drake							
Evansville							
at TBA							
at Drake							
at Indiana State							
Southern Illinois							





# 2 • Gregg Alexander



Sophomore • 6-4 • 195 • Guard/Forward • Lincoln, Ill. (Lincoln)

## 2002-03 GAME-BY-GAME STATISTICS

Opponent	M	FG-A	3FG-A	FT-A	R	PF	A	TO	BLK	S	TP
Utah State	27	2-6	2-5	0-0	1	3	0	2	0	2	6
at Central Michigan	33	7-11	4-6	0-0	2	3	0	2	0	1	18
Illinois-Chicago	29	4-9	4-8	0-0	2	0	0	5	0	0	12
Chattanooga	27	1-7	0-2	0-0	2	3	2	0	0	0	2
at Kent State	31	4-7	3-4	2-2	1	1	0	4	0	1	13
at Western Kentucky	33	7-14	2-6	2-2	2	1	3	2	0	1	18
Jacksonville	32	5-7	3-4	2-2	5	0	1	0	0	2	15
Northern Illinois	35	1-10	0-6	2-2	0	5	2	1	1	0	4
SMS*	22	0-3	0-1	0-0	0	1	0	1	0	0	0
at Southern Illinois*											
at Northern Iowa*											
Creighton*											
at SMS*											
Wichita State*											
at Creighton*											
at Evansville*											
Northern Iowa*											
Bradley*											
at Wichita State*											
Indiana State*											
at Bradley*											
Drake*											
Evansville*											
at TBA											
at Drake*											
at Indiana State*											
Southern Illinois*											

\* Missouri Valley Conference game

## UPDATED PLAYER NOTES

- Coming off a season-low zero points against SMS.
- Matched his season-best of 18 points at Western Kentucky.
- Has scored double-figures in five of nine games this season.
- Posted a game-high 18 points at Central Michigan on 4-for-6 shooting on treys. It marked the fifth time in his career that he made four or more threes in a game.
- Seven points and three boards against EA Sports.
- Had eight points, four steals and three rebounds in exhibition against SIU-Edwardsville. Shot 3-for-6 from the field, including 2-of-3 from 3-point range.
- Posted three points in the Red-White scrimmage.
- One of three captains voted by the team.

## ALEXANDER'S CAREER HIGHS

Points	24 vs. Hofstra, 11-25-01
Rebounds	7, twice
Assists	4, twice
Steals	4 at Chattanooga, 12-15-01
Blocks	1 vs. Northern Illinois, 12-21-02
Minutes	42 vs. Hofstra, 11-25-01

## ALEXANDER'S SEASON HIGHS

Points	18, twice
Rebounds	5 vs. Jacksonville, 12-18-02
Assists	3 at Western Kentucky, 12-15-02
Steals	2, twice
Blocks	1 vs. Northern Illinois, 12-21-02
Minutes	35 vs. Northern Illinois, 12-21-02

## ALEXANDER'S CAREER STATISTICS

YEAR	G-GS	MIN	FG-FGA	PCT	3FG-FGA	PCT	FT-FTA	PCT	O-D	REB	AVG	AST	TO	BLK	STL	TP	AVG
01-02	31-30	1004	112-254	.441	58-148	.392	28-37	.757	22-78	100	3.2	64	37	0	40	310	10.0
02-03	9-9	269	31-74	.419	18-42	.429	8-8	1.000	3-12	15	1.7	8	17	1	7	88	9.8
<b>Total</b>	<b>40-39</b>	<b>1273</b>	<b>143-328</b>	<b>.436</b>	<b>76-190</b>	<b>.400</b>	<b>36-45</b>	<b>.800</b>	<b>25-90</b>	<b>115</b>	<b>2.9</b>	<b>72</b>	<b>54</b>	<b>1</b>	<b>47</b>	<b>398</b>	<b>10.0</b>


## ALEXANDER'S MISSOURI VALLEY CONFERENCE STATISTICS

YEAR	G-GS	MIN	FG-FGA	PCT	3FG-FGA	PCT	FT-FTA	PCT	O-D	REB	AVG	AST	TO	BLK	STL	TP	AVG
01-02	18-17	602	68-152	.447	37-88	.420	14-18	.778	11-46	57	3.2	33	29	0	21	187	10.4
02-03	1-1	22	0-3	.000	0-1	.000	0-0	.000	0-0	0	0.0	0	1	0	0	0	0.0
<b>Total</b>	<b>19-18</b>	<b>624</b>	<b>68-155</b>	<b>.439</b>	<b>37-89</b>	<b>.416</b>	<b>14-18</b>	<b>.778</b>	<b>11-46</b>	<b>57</b>	<b>3.0</b>	<b>33</b>	<b>30</b>	<b>0</b>	<b>21</b>	<b>187</b>	<b>9.8</b>

## ALEXANDER vs. SOUTHERN ILLINOIS

G-GS	MIN	FG-FGA	PCT	3FG-FGA	PCT	FT-FTA	PCT	REB	AVG	AST	BLK	STL	TP	AVG
2-2	60	8-18	.444	4-8	.500	5-6	.833	13	6.5	4	0	2	25	12.5





# 21 • Marcus Arnold



Freshman • 6-8 • 225 • Forward • Chicago, Ill. (Morgan Park)

### 2002-03 GAME-BY-GAME STATISTICS

Opponent	M	FG-A	3FG-A	FT-A	R	PF	A	TO	BLK	S	TP
Utah State	20	4-7	0-0	1-4	4	1	0	1	0	0	9
at Central Michigan	22	2-4	0-0	0-0	2	3	0	1	0	0	4
Illinois-Chicago	25	4-7	0-0	3-4	6	4	2	1	4	0	11
Chattanooga	11	1-1	0-0	1-2	2	3	0	1	1	0	3
at Kent State	22	3-5	0-0	0-0	1	3	0	1	0	0	6
at Western Kentucky	15	2-3	0-0	0-0	5	4	0	1	1	0	4
Jacksonville	18	2-8	0-0	1-1	2	3	0	0	1	0	5
Northern Illinois	22	4-7	0-0	1-3	5	3	1	2	1	0	9
SMS*	23	4-6	0-0	6-9	3	4	0	1	0	0	14
at Southern Illinois*											
at Northern Iowa*											
Creighton*											
at SMS*											
Wichita State*											
at Creighton*											
at Evansville*											
Northern Iowa*											
Bradley*											
at Wichita State*											
Indiana State*											
at Bradley*											
Drake*											
Evansville*											
at TBA											
at Drake*											
at Indiana State*											
Southern Illinois*											

\* Missouri Valley Conference game

### ARNOLD'S CAREER HIGHS

Points	14 vs. SMS, 12-29-02
Rebounds	6 vs. Illinois-Chicago, 11-30-02
Assists	2 vs. Illinois-Chicago, 11-30-02
Steals	0
Blocks	4 vs. Illinois-Chicago, 11-30-02
Minutes	25 vs. Illinois-Chicago, 11-30-02

### ARNOLD'S SEASON HIGHS

Points	14 vs. SMS, 12-29-02
Rebounds	6 vs. Illinois-Chicago, 11-30-02
Assists	2 vs. Illinois-Chicago, 11-30-02
Steals	0
Blocks	4 vs. Illinois-Chicago, 11-30-02
Minutes	25 vs. Illinois-Chicago, 11-30-02

### ARNOLD'S CAREER STATISTICS

YEAR	G-GS	MIN	FG-FGA	PCT	3FG-FGA	PCT	FT-FTA	PCT	O-D	REB	AVG	AST	TO	BLK	STL	TP	AVG
02-03	9-6	178	26-48	.542	0-0	.000	13-23	.565	14-16	30	3.3	3	9	8	0	65	7.2

### ARNOLD'S MISSOURI VALLEY CONFERENCE STATISTICS

YEAR	G-GS	MIN	FG-FGA	PCT	3FG-FGA	PCT	FT-FTA	PCT	O-D	REB	AVG	AST	TO	BLK	STL	TP	AVG
02-03	1-0	23	4-6	.667	0-0	.000	6-9	.667	2-1	3	3.0	0	1	0	0	14	14.0

### UPDATED PLAYER NOTES

- Has started six of the last eight games. Posted a career-high 14 points against SMS.
- Scored nine points in his collegiate debut against Utah State.
- In 15 minutes, recorded four points and two boards against EA Sports.
- Saw 19 minutes of action in the first exhibition against SIU-Edwardsville. Finished with six points on 3-for-5 shooting with one rebound and a block.
- Dumped in six points in the Red-White scrimmage.



# 23 • Baboucarr Bojang



Senior • 6-9 • 205 • Forward • Greenville, S.C. (Wade Hampton/SMS-West Plains)

## 2002-03 GAME-BY-GAME STATISTICS

Opponent	M	FG-A	3FG-A	FT-A	R	PF	A	TO	BLK	S	TP
Utah State	29	1-4	0-0	0-2	5	3	1	2	0	0	2
at Central Michigan	21	2-5	0-0	0-0	0	5	2	1	0	0	4
Illinois-Chicago	27	0-6	0-0	4-5	4	3	2	3	1	1	4
Chattanooga	30	4-10	0-0	7-8	10	1	1	3	1	0	15
at Kent State	39	6-15	0-0	2-2	6	4	0	2	0	1	14
at Western Kentucky	17	1-4	0-0	1-2	3	2	0	0	1	1	3
Jacksonville	29	3-8	0-0	2-2	8	3	1	2	1	2	8
Northern Illinois	14	0-0	0-0	2-4	5	5	0	3	1	0	2
SMS*	25	2-4	0-0	5-6	1	0	0	3	2	2	9
at Southern Illinois*											
at Northern Iowa*											
Creighton*											
at SMS*											
Wichita State*											
at Creighton*											
at Evansville*											
Northern Iowa*											
Bradley*											
at Wichita State*											
Indiana State*											
at Bradley*											
Drake*											
Evansville*											
at TBA											
at Drake*											
at Indiana State*											
Southern Illinois*											

\* Missouri Valley Conference game

## UPDATED PLAYER NOTES

- For the second time this season and in his career, failed to convert a field goal against Northern Illinois and finished with a career-low two points.
- Left the Western Kentucky game early in the second half with a mild concussion and didn't return after crashing to the floor going for an offensive rebound.
- Had his first double-double of the season with 15 points and 10 rebounds against Chattanooga.
- Has been battling tendonitis in his right hand that has limited his shooting touch.
- Posted his first career game without a rebound at Central Michigan and his first without a field goal against Illinois-Chicago.
- Tallied a double-double against EA Sports with 15 points and 10 rebounds.
- Finished with 14 points on 6-for-8 shooting along with six boards against SIU-Edwardsville.
- Named to the Preseason All-Missouri Valley Conference Team.
- Posted nine points in the Red-White game.
- One of three team captains as voted by peers.

## BOJANG'S CAREER HIGHS

Points	26 at Chattanooga, 12-15-01
Rebounds	15 vs. Northern Iowa, 1-30-02
Assists	4 vs. Evansville, 2-13-02
Steals	4, twice
Blocks	4 vs. Northern Iowa, 1-30-02
Minutes	39, twice

## BOJANG'S SEASON HIGHS

Points	15 vs. Chattanooga, 12-2-02
Rebounds	10 vs. Chattanooga, 12-2-02
Assists	2, twice
Steals	2, twice
Blocks	2 vs. SMS, 12-29-02
Minutes	39 at Kent State, 12-7-02

## BOJANG'S CAREER STATISTICS


YEAR	G-GS	MIN	FG-FGA	PCT	3FG-FGA	PCT	FT-FTA	PCT	O-D	REB	AVG	AST	TO	BLK	STL	TP	AVG
01-02	31-29	971	158-339	.466	0-0	.000	93-128	.727	75-162	237	7.6	29	74	9	30	409	13.2
02-03	9-6	231	19-56	.339	0-0	.000	23-31	.742	14-28	42	4.7	7	19	7	7	61	6.8
<b>Total</b>	<b>40-35</b>	<b>1202</b>	<b>177-395</b>	<b>.448</b>	<b>0-0</b>	<b>.000</b>	<b>116-159</b>	<b>.730</b>	<b>89-190</b>	<b>279</b>	<b>7.0</b>	<b>36</b>	<b>93</b>	<b>16</b>	<b>37</b>	<b>470</b>	<b>11.8</b>

## BOJANG'S MISSOURI VALLEY CONFERENCE STATISTICS

YEAR	G-GS	MIN	FG-FGA	PCT	3FG-FGA	PCT	FT-FTA	PCT	O-D	REB	AVG	AST	TO	BLK	STL	TP	AVG
01-02	18-16	566	85-193	.440	0-0	.000	55-70	.786	40-101	141	7.8	21	46	8	15	225	12.5
02-03	1-1	25	2-4	.500	0-0	.000	5-6	.833	1-0	1	1.0	0	3	2	2	9	9.0
<b>Total</b>	<b>19-17</b>	<b>591</b>	<b>87-197</b>	<b>.442</b>	<b>0-0</b>	<b>.000</b>	<b>60-76</b>	<b>.789</b>	<b>41-101</b>	<b>142</b>	<b>7.5</b>	<b>21</b>	<b>49</b>	<b>10</b>	<b>17</b>	<b>234</b>	<b>12.3</b>

## BOJANG vs. SOUTHERN ILLINOIS

G-GS	MIN	FG-FGA	PCT	3FG-FGA	PCT	FT-FTA	PCT	REB	AVG	AST	BLK	STL	TP	AVG
2-2	65	11-26	.423	0-0	.000	4-5	.800	18	9.0	1	1	1	26	13.0



# 1 • Chris Burras

Freshman • 6-5 • 210 • Forward • Chicago, Ill. (Leo)



## 2002-03 GAME-BY-GAME STATISTICS

Opponent	M	FG-A	3FG-A	FT-A	R	PF	A	TO	BLK	S	TP
Utah State	6	0-1	0-0	0-0	2	1	0	0	0	0	0
at Central Michigan	9	1-3	0-0	0-0	4	3	1	2	0	1	2
Illinois-Chicago	6	0-1	0-0	0-0	2	0	1	0	0	0	0
Chattanooga	13	1-7	0-0	0-0	3	2	0	1	0	0	2
at Kent State	1	0-0	0-0	0-0	0	0	0	0	0	0	0
at Western Kentucky	13	0-4	0-0	0-0	0	2	0	2	0	0	0
Jacksonville	9	3-4	0-0	0-0	2	1	1	0	0	1	6
Northern Illinois	15	1-1	0-0	0-0	6	3	0	0	0	2	2
SMS*	21	0-1	0-0	2-6	4	2	1	1	0	0	2
at Southern Illinois*											
at Northern Iowa*											
Creighton*											
at SMS*											
Wichita State*											
at Creighton*											
at Evansville*											
Northern Iowa*											
Bradley*											
at Wichita State*											
Indiana State*											
at Bradley*											
Drake*											
Evansville*											
at TBA											
at Drake*											
at Indiana State*											
Southern Illinois*											

\* Missouri Valley Conference game

## UPDATED PLAYER NOTES

- Opened the season with 2-for-16 shooting, but has shot 4-of-6 in the last three games.
- Posted a career-best six rebounds against Northern Illinois. Now has 19 boards on the season, including nine offensive rebounds.
- Collected two points and four boards at Central Michigan in nine minutes.
- Posted five points and five rebounds against EA Sports.
- Scored 10 points in the Red-White scrimmage.
- Came off the bench to score 12 points in the 'Birds exhibition win over SIU-Edwardsville. Added two steals and two assists in 20 minutes.

## BURRAS' CAREER HIGHS

Points	6 vs. Jacksonville, 12-18-02
Rebounds	6 vs. Northern Illinois, 12-21-02
Assists	1, three times
Steals	2 vs. Northern Illinois, 12-21-02
Blocks	None
Minutes	21 vs. SMS, 12-29-02

## BURRAS' SEASON HIGHS


Points	6 vs. Jacksonville, 12-18-02
Rebounds	6 vs. Northern Illinois, 12-21-02
Assists	1, three times
Steals	2 vs. Northern Illinois, 12-21-02
Blocks	None
Minutes	21 vs. SMS, 12-29-02

## BURRAS' CAREER STATISTICS

YEAR	G-GS	MIN	FG-FGA	PCT	3FG-FGA	PCT	FT-FTA	PCT	O-D	REB	AVG	AST	TO	BLK	STL	TP	AVG
02-03	9-0	93	6-22	.273	0-0	.000	2-6	.333	9-14	23	2.6	3	7	0	4	14	1.6

## BURRAS' MISSOURI VALLEY CONFERENCE STATISTICS

YEAR	G-GS	MIN	FG-FGA	PCT	3FG-FGA	PCT	FT-FTA	PCT	O-D	REB	AVG	AST	TO	BLK	STL	TP	AVG
02-03	1-0	21	0-1	.000	0-0	.000	2-6	.333	0-4	4	4.0	1	1	0	0	2	2.0



# 3• Dana Ford

Freshman • 6-4 • 185 • Guard • Tamms, Ill. (Egyptian)



## 2002-03 GAME-BY-GAME STATISTICS

Opponent	M	FG-A	3FG-A	FT-A	R	PF	A	TO	BLK	S	TP
Utah State	4	0-0	0-0	0-0	1	0	0	1	0	0	0
at Central Michigan	1	0-0	0-0	0-0	1	1	0	0	0	0	0
Illinois-Chicago	8	0-1	0-0	0-0	1	1	0	0	0	0	0
Chattanooga	17	3-4	0-0	0-1	2	2	1	1	2	2	6
at Kent State	30	3-5	0-0	0-0	5	1	1	1	0	0	6
at Western Kentucky	22	1-3	0-1	0-0	0	0	0	1	0	1	2
Jacksonville	18	1-4	0-0	0-2	5	0	1	1	0	0	2
Northern Illinois	13	2-4	0-0	0-0	2	1	0	2	0	1	4
SMS*	19	0-5	0-0	0-0	3	2	1	0	0	0	0
at Southern Illinois*											
at Northern Iowa*											
Creighton*											
at SMS*											
Wichita State*											
at Creighton*											
at Evansville*											
Northern Iowa*											
Bradley*											
at Wichita State*											
Indiana State*											
at Bradley*											
Drake*											
Evansville*											
at TBA											
at Drake*											
at Indiana State*											
Southern Illinois*											

\* Missouri Valley Conference game

## UPDATED PLAYER NOTES

- Four-game starting string came to an end against SMS.
- Saw eight minutes of action against EA Sports without a point. Added one board, one assist and one steal.
- Started at guard in the exhibition game against SIU-Edwardsville and finished with four points, six rebounds and five assists.
- Tossed in six points in the annual Red-White game.

## FORD'S CAREER HIGHS

Points	6, twice
Rebounds	5, twice
Assists	1, three times
Steals	2 vs. Chattanooga, 12-2-02
Blocks	2 vs. Chattanooga, 12-2-02
Minutes	30 at Kent State, 12-7-02

## FORD'S SEASON HIGHS


Points	6, twice
Rebounds	5, twice
Assists	1, three times
Steals	2 vs. Chattanooga, 12-2-02
Blocks	2 vs. Chattanooga, 12-2-02
Minutes	30 at Kent State, 12-7-02

## FORD'S CAREER STATISTICS

YEAR	G-GS	MIN	FG-FGA	PCT	3FG-FGA	PCT	FT-FTA	PCT	O-D	REB	AVG	AST	TO	BLK	STL	TP	AVG
02-03	9-4	132	10-26	.385	0-1	.000	0-3	.000	9-11	20	2.2	4	7	2	4	20	2.2

## FORD'S MISSOURI VALLEY CONFERENCE STATISTICS

YEAR	G-GS	MIN	FG-FGA	PCT	3FG-FGA	PCT	FT-FTA	PCT	O-D	REB	AVG	AST	TO	BLK	STL	TP	AVG
02-03	1-0	19	0-5	.000	0-0	.000	0-0	.000	2-1	3	3.0	1	0	0	0	0	0.0



# 44 • Brett Gillan



Senior • 6-4 • 190 • Guard/Forward • Normal, Ill. (Normal Community)

### 2002-03 GAME-BY-GAME STATISTICS

Opponent	M	FG-A	3FG-A	FT-A	R	PF	A	TO	BLK	S	TP
Utah State											
at Central Michigan											
Illinois-Chicago											
Chattanooga											
at Kent State											
at Western Kentucky	2	0-0	0-0	0-0	0	0	0	1	0	1	0
Jacksonville	0+	0-0	0-0	0-0	0	0	0	0	0	0	0
Northern Illinois	0+	0-0	0-0	0-0	0	0	0	1	0	0	0
SMS*	3	0-0	0-0	0-0	0	0	0	0	0	0	0
at Southern Illinois*											
at Northern Iowa*											
Creighton*											
at SMS*											
Wichita State*											
at Creighton*											
at Evansville*											
Northern Iowa*											
Bradley*											
at Wichita State*											
Indiana State*											
at Bradley*											
Drake*											
Evansville*											
at TBA											
at Drake*											
at Indiana State*											
Southern Illinois*											

\* Missouri Valley Conference game

### UPDATED PLAYER NOTES

- After not seeing action in the first five games, has been called upon in the last four.
- Played five minutes against SIU-Edwardsville and was 0-for-1 from the floor with one assist.
- Didn't score in the Red-White scrimmage.

### GILLAN'S CAREER HIGHS

Points	2, three times
Rebounds	1, five times
Assists	1 vs. Creighton, 1-2-02
Steals	1 at Western Kentucky, 12-15-02
Blocks	None
Minutes	4, twice

### GILLAN'S SEASON HIGHS


Points	0
Rebounds	0
Assists	0
Steals	1 at Western Kentucky, 12-15-02
Blocks	0
Minutes	3 vs. SMS, 12-29-02

### GILLAN'S CAREER STATISTICS

YEAR	G-GS	MIN	FG-FGA	PCT	3FG-FGA	PCT	FT-FTA	PCT	O-D	REB	AVG	AST	TO	BLK	STL	TP	AVG
99-00	8-0	9	1-1	1.000	0-0	.000	0-0	.000	0-1	1	0.1	0	0	0	0	2	0.3
00-01	14-0	20	2-4	.500	0-2	.000	0-0	.000	0-2	2	0.1	1	1	0	0	4	0.3
01-02	8-0	15	0-0	.000	0-0	.000	0-0	.000	0-2	2	0.3	1	1	0	0	0	0.0
02-03	4-0	5	0-0	.000	0-0	.000	0-0	.000	0-0	0	0.0	0	2	0	1	0	0.0
<b>Total</b>	<b>34-0</b>	<b>49</b>	<b>3-5</b>	<b>.600</b>	<b>0-2</b>	<b>.000</b>	<b>0-0</b>	<b>.000</b>	<b>0-5</b>	<b>5</b>	<b>0.1</b>	<b>2</b>	<b>4</b>	<b>0</b>	<b>1</b>	<b>6</b>	<b>0.2</b>

### GILLAN'S MISSOURI VALLEY CONFERENCE STATISTICS

YEAR	G-GS	MIN	FG-FGA	PCT	3FG-FGA	PCT	FT-FTA	PCT	O-D	REB	AVG	AST	TO	BLK	STL	TP	AVG
99-00	5-0	5	1-1	1.000	0-0	.000	0-0	.000	0-1	1	0.2	0	0	0	0	2	0.4
00-01	6-0	8	0-1	.000	0-1	.000	0-0	.000	0-1	1	0.2	0	1	0	0	0	0.0
01-02	4-0	9	0-0	.000	0-0	.000	0-0	.000	0-1	1	0.3	1	0	0	0	0	0.0
02-03	1-0	3	0-0	.000	0-0	.000	0-0	.000	0-0	0	0.0	0	0	0	0	0	0.0
<b>Total</b>	<b>16-0</b>	<b>25</b>	<b>1-2</b>	<b>.500</b>	<b>0-1</b>	<b>.000</b>	<b>0-0</b>	<b>.000</b>	<b>0-3</b>	<b>3</b>	<b>0.2</b>	<b>1</b>	<b>1</b>	<b>0</b>	<b>0</b>	<b>2</b>	<b>0.1</b>



# 11 • Vince Greene

Sophomore • 5-9 • 160 • Guard • Chicago, Ill. (Brother Rice)



## 2002-03 GAME-BY-GAME STATISTICS

Opponent	M	FG-A	3FG-A	FT-A	R	PF	A	TO	BLK	S	TP
Utah State	33	4-12	2-6	0-0	3	2	3	4	0	0	10
at Central Michigan	27	5-9	1-2	2-2	2	0	5	7	0	1	13
Illinois-Chicago	28	5-9	2-3	2-2	3	5	6	1	0	1	14
Chattanooga	33	0-8	0-4	0-0	0	1	8	1	0	1	0
at Kent State	17	1-2	1-1	0-0	1	0	3	2	0	2	3
at Western Kentucky	21	2-6	0-2	2-2	4	1	3	3	0	2	6
Jacksonville	34	6-11	3-6	2-2	5	2	11	2	0	1	17
Northern Illinois	34	5-9	2-6	4-4	1	3	1	3	0	4	16
SMS*	23	5-6	2-2	2-2	0	1	1	5	0	1	14
at Southern Illinois*											
at Northern Iowa*											
Creighton*											
at SMS*											
Wichita State*											
at Creighton*											
at Evansville*											
Northern Iowa*											
Bradley*											
at Wichita State*											
Indiana State*											
at Bradley*											
Drake*											
Evansville*											
at TBA											
at Drake*											
at Indiana State*											
Southern Illinois*											

\* Missouri Valley Conference game

## UPDATED PLAYER NOTES

- Has been the most consistent scorer for the 'Birds over the last three games with three straight double-digit scoring games.
- Against Jacksonville, had a career night with 17 points, 11 assists and five rebounds.
- Has 12 double-figure games in his career.
- Led the 'Birds in scoring with 16 points against EA Sports, on 3-for-4 shooting on 3-pointers.
- Poured in a game-high 26 points against SIU-Edwardsville and was 6-for-7 on treys. Also added four assists in 27 minutes of action.
- Scored four points in the Red-White game.
- One of three elected captains voted on by the team.

## GREENE'S CAREER HIGHS

Points	17 vs. Jacksonville, 12-18-02
Rebounds	5 vs. Jacksonville, 12-18-02
Assists	11 vs. Jacksonville, 12-18-02
Steals	4, twice
Blocks	1 at SMS, 2-2-02
Minutes	34 vs. Jacksonville, 12-18-02

## GREENE'S SEASON HIGHS

Points	17 vs. Jacksonville, 12-18-02
Rebounds	5 vs. Jacksonville, 12-18-02
Assists	11 vs. Jacksonville, 12-18-02
Steals	4 vs. Northern Illinois, 12-21-02
Blocks	0
Minutes	34, twice

## GREENE'S CAREER STATISTICS


YEAR	G-GS	MIN	FG-FGA	PCT	3FG-FGA	PCT	FT-FTA	PCT	O-D	REB	AVG	AST	TO	BLK	STL	TP	AVG
01-02	31-2	472	43-123	.350	23-55	.418	36-42	.857	4-18	22	0.7	58	52	1	15	145	4.7
02-03	9-7	248	33-72	.458	13-32	.406	14-14	1.000	2-17	19	2.1	41	28	0	13	93	10.3
<b>Total</b>	<b>40-9</b>	<b>720</b>	<b>76-195</b>	<b>.390</b>	<b>36-87</b>	<b>.414</b>	<b>50-56</b>	<b>.893</b>	<b>6-35</b>	<b>41</b>	<b>1.0</b>	<b>99</b>	<b>80</b>	<b>1</b>	<b>28</b>	<b>238</b>	<b>5.6</b>

## GREENE'S MISSOURI VALLEY CONFERENCE STATISTICS

YEAR	G-GS	MIN	FG-FGA	PCT	3FG-FGA	PCT	FT-FTA	PCT	O-D	REB	AVG	AST	TO	BLK	STL	TP	AVG
01-02	18-0	224	20-52	.385	13-31	.419	5-6	.833	1-12	13	0.7	23	19	1	10	58	3.2
02-03	1-1	23	5-6	.833	2-2	1.000	2-2	1.000	0-0	0	0.0	1	5	0	1	14	14.0
<b>Total</b>	<b>19-1</b>	<b>247</b>	<b>25-58</b>	<b>.431</b>	<b>15-33</b>	<b>.455</b>	<b>7-8</b>	<b>.875</b>	<b>1-12</b>	<b>13</b>	<b>0.7</b>	<b>24</b>	<b>24</b>	<b>1</b>	<b>11</b>	<b>72</b>	<b>3.8</b>

## GREENE vs. SOUTHERN ILLINOIS

G-GS	MIN	FG-FGA	PCT	3FG-FGA	PCT	FT-FTA	PCT	REB	AVG	AST	BLK	STL	TP	AVG
2-0	23	0-5	.000	0-1	.000	0-0	.000	2	1.0	2	0	1	0	0.0



# 24 • Trey Guidry

Sophomore • 6-2 • 185 • Guard • Baton Rouge, La. (Central/North Carolina State)



## 2002-03 GAME-BY-GAME STATISTICS

Opponent	M	FG-A	3FG-A	FT-A	R	PF	A	TO	BLK	S	TP
Utah State	35	7-17	6-11	0-0	2	2	1	3	1	0	20
at Central Michigan	24	3-7	1-2	0-0	2	0	0	1	0	0	7
Illinois-Chicago	33	4-17	4-12	2-2	0	3	3	1	0	2	14
Chattanooga	32	11-15	4-5	0-0	1	4	0	2	0	1	26
at Kent State	38	7-14	1-3	0-0	4	4	11	3	0	1	15
at Western Kentucky	31	2-15	1-7	0-0	4	1	1	1	0	2	5
Jacksonville	20	1-5	0-3	1-2	2	2	2	4	0	1	3
Northern Illinois	25	7-15	5-9	0-0	2	2	1	1	1	0	19
SMS*	28	1-6	1-3	0-0	1	3	0	1	0	1	3

- at Southern Illinois\*
- at Northern Iowa\*
- Creighton\*
- at SMS\*
- Wichita State\*
- at Creighton\*
- at Evansville\*
- Northern Iowa\*
- Bradley\*
- at Wichita State\*
- Indiana State\*
- at Bradley\*
- Drake\*
- Evansville\*
- at TBA
- at Drake\*
- at Indiana State\*
- Southern Illinois\*

\* Missouri Valley Conference game

## UPDATED PLAYER NOTES

- Matched his season-low point total with three against SMS.
- Dished out a career-best 11 assists and posted his first career double-double with 15 points at Kent State.
- Tossed in a career-high 26 points against Chattanooga with a 4-for-5 effort from behind the arc.
- Poured in a team-high 20 points in the opener against Utah State with six treys.
- Played 19 minutes against EA Sports with seven points.
- His left foot was placed in a cast as a precautionary measure to heal a slight stress fracture. As a result, he did not play in the first exhibition.
- Scored a game-high 22 points in the Red-White game powered by six 3-pointers.

## GUIDRY'S CAREER HIGHS

Points	26 vs. Chattanooga, 12-2-02
Rebounds	4, twice
Assists	11 at Kent State, 12-7-02
Steals	2, twice
Blocks	1, twice
Minutes	38 at Kent State, 12-7-02

## GUIDRY'S SEASON HIGHS

Points	26 vs. Chattanooga, 12-2-02
Rebounds	4, twice
Assists	11 at Kent State, 12-7-02
Steals	2, twice
Blocks	1, twice
Minutes	38 at Kent State, 12-7-02

## GUIDRY'S CAREER STATISTICS

YEAR	G-GS	MIN	FG-FGA	PCT	3FG-FGA	PCT	FT-FTA	PCT	O-D	REB	AVG	AST	TO	BLK	STL	TP	AVG
00-01*	25-6	241	27-69	.391	19-44	.432	5-9	.556	4-17	21	0.8	9	14	1	8	78	3.1
02-03	9-6	266	43-111	.387	23-55	.418	3-4	.750	2-16	18	2.0	19	17	2	8	112	12.4
<b>Total</b>	<b>34-12</b>	<b>507</b>	<b>70-180</b>	<b>.389</b>	<b>42-99</b>	<b>.424</b>	<b>8-13</b>	<b>.615</b>	<b>6-33</b>	<b>39</b>	<b>1.1</b>	<b>28</b>	<b>31</b>	<b>3</b>	<b>16</b>	<b>190</b>	<b>5.6</b>

\* At North Carolina State


## GUIDRY'S MISSOURI VALLEY CONFERENCE STATISTICS

YEAR	G-GS	MIN	FG-FGA	PCT	3FG-FGA	PCT	FT-FTA	PCT	O-D	REB	AVG	AST	TO	BLK	STL	TP	AVG
02-03	1-1	28	1-6	.167	1-3	.333	0-0	.000	0-1	1	1.0	0	1	0	1	3	3.0



# 12 • Rebert Harris

Junior • 6-0 • 177 • Guard • Chicago, Ill. (Providence St. Mel)



## 2002-03 GAME-BY-GAME STATISTICS

Opponent	M	FG-A	3FG-A	FT-A	R	PF	A	TO	BLK	S	TP
Utah State											
at Central Michigan											
Illinois-Chicago											
Chattanooga											
at Kent State											
at Western Kentucky	2	0-1	0-0	0-0	0	0	0	0	0	0	0
Jacksonville	2	0-0	0-0	0-0	0	0	0	0	1	0	0
Northern Illinois											
SMS*	9	1-5	0-1	0-0	0	0	0	4	1	1	2
at Southern Illinois*											
at Northern Iowa*											
Creighton*											
at SMS*											
Wichita State*											
at Creighton*											
at Evansville*											
Northern Iowa*											
Bradley*											
at Wichita State*											
Indiana State*											
at Bradley*											
Drake*											
Evansville*											
at TBA											
at Drake*											
at Indiana State*											
Southern Illinois*											

\* Missouri Valley Conference game

## UPDATED PLAYER NOTES

- Played nine minutes against SMS and scored his first points of his career on a backdoor layup.
- Went to Hampton as a freshman and Malcolm X College as a sophomore, but didn't play basketball at either school.
- Joined the team prior to the game at Western Kentucky.
- A three-year starter for Providence St. Mel.

## HARRIS' CAREER HIGHS

Points	2 vs. SMS, 12-29-02
Rebounds	0
Assists	0
Steals	1 vs. SMS, 12-29-02
Blocks	1, twice
Minutes	9 vs. SMS, 12-29-02

## HARRIS' SEASON HIGHS

Points	2 vs. SMS, 12-29-02
Rebounds	0
Assists	0
Steals	1 vs. SMS, 12-29-02
Blocks	1, twice
Minutes	9 vs. SMS, 12-29-02


## HARRIS' CAREER STATISTICS

YEAR	G-GS	MIN	FG-FGA	PCT	3FG-FGA	PCT	FT-FTA	PCT	O-D	REB	AVG	AST	TO	BLK	STL	TP	AVG
02-03	3-0	13	1-6	.167	0-1	.000	0-0	.000	0-0	0	0.0	0	4	2	1	2	0.7

## HARRIS' MISSOURI VALLEY CONFERENCE STATISTICS

YEAR	G-GS	MIN	FG-FGA	PCT	3FG-FGA	PCT	FT-FTA	PCT	O-D	REB	AVG	AST	TO	BLK	STL	TP	AVG
02-03	1-0	9	1-5	.200	0-1	.000	0-0	.000	0-0	0	0.0	0	4	1	1	2	2.0





# 34 • Kenneth Hill



Sophomore • 6-6 • 190 • Forward • Naperville, Ill. (Central)

### 2002-03 GAME-BY-GAME STATISTICS

Opponent	M	FG-A	3FG-A	FT-A	R	PF	A	TO	BLK	S	TP
Utah State											
at Central Michigan											
Illinois-Chicago											
Chattanooga											
at Kent State											
at Western Kentucky	2	1-1	0-0	0-0	1	0	0	0	0	0	2
Jacksonville	2	0-0	0-0	0-0	1	0	0	0	0	0	0
Northern Illinois											
SMS*	3	0-0	0-0	0-0	0	0	0	0	1	0	0
at Southern Illinois*											
at Northern Iowa*											
Creighton*											
at SMS*											
Wichita State*											
at Creighton*											
at Evansville*											
Northern Iowa*											
Bradley*											
at Wichita State*											
Indiana State*											
at Bradley*											
Drake*											
Evansville*											
at TBA											
at Drake*											
at Indiana State*											
Southern Illinois*											

\* Missouri Valley Conference game

### UPDATED PLAYER NOTES

- Has played seven minutes in the last four games.
- Played his first regular-season action at Western Kentucky. Finished with two points in two minutes.
- Saw three minutes of action against SIU-Edwardsville, but did not attempt a shot. Grabbed one board.
- Registered four points in the Red-White scrimmage.

### HILL'S CAREER HIGHS

Points	2 at Western Kentucky, 12-15-02
Rebounds	1, twice
Assists	0
Steals	0
Blocks	1 vs. SMS, 12-29-02
Minutes	3 vs. SMS, 12-29-02

### HILL'S SEASON HIGHS


Points	2 at Western Kentucky, 12-15-02
Rebounds	1, twice
Assists	0
Steals	0
Blocks	1 vs. SMS, 12-29-02
Minutes	3 vs. SMS, 12-29-02

### HILL'S CAREER STATISTICS

YEAR	G-GS	MIN	FG-FGA	PCT	3FG-FGA	PCT	FT-FTA	PCT	O-D	REB	AVG	AST	TO	BLK	STL	TP	AVG
02-03	3-0	7	1-1	1.000	0-0	.000	0-0	.000	1-1	2	0.7	0	0	1	0	2	0.7

### HILL'S MISSOURI VALLEY STATISTICS

YEAR	G-GS	MIN	FG-FGA	PCT	3FG-FGA	PCT	FT-FTA	PCT	O-D	REB	AVG	AST	TO	BLK	STL	TP	AVG
02-03	1-0	3	0-0	.000	0-0	.000	0-0	.000	0-0	0	0.0	0	0	1	0	0	0.0



# 40 • Casey Reid

Senior • 6-7 • 205 • Forward • Las Vegas, Nev. (Las Vegas/Scottsdale CC)



## 2002-03 GAME-BY-GAME STATISTICS

Opponent	M	FG-A	3FG-A	FT-A	R	PF	A	TO	BLK	S	TP
Utah State	12	1-2	0-0	0-0	1	0	1	0	1	0	2
at Central Michigan	14	4-5	0-0	0-0	0	2	0	1	0	1	8
Illinois-Chicago	7	0-0	0-0	0-0	0	1	0	0	0	0	0
Chattanooga	3	0-0	0-0	0-0	0	0	0	0	0	0	0
at Kent State	2	0-0	0-0	0-0	0	1	0	0	0	0	0
at Western Kentucky	5	0-2	0-1	0-0	0	0	1	1	0	0	0
Jacksonville	5	1-1	0-0	0-0	3	1	0	2	0	0	2
Northern Illinois					Did Not Play						
SMS*	5	0-0	0-0	0-0	0	2	0	0	0	0	0
at Southern Illinois*											
at Northern Iowa*											
Creighton*											
at SMS*											
Wichita State*											
at Creighton*											
at Evansville*											
Northern Iowa*											
Bradley*											
at Wichita State*											
Indiana State*											
at Bradley*											
Drake*											
Evansville*											
at TBA											
at Drake*											
at Indiana State*											
Southern Illinois*											

\* Missouri Valley Conference game

## UPDATED PLAYER NOTES

- Has only logged 27 minutes in the last seven games.
- Matched his career-best with eight points at Central Michigan.
- His only points against Utah State came off of a baseline drive and dunk.
- Two points and two assists against EA Sports.
- Against SIU-Edwardsville, finished with six points, three boards and three assists in 21 minutes of action.
- Dumped in 10 points in the annual scrimmage.

## REID'S CAREER HIGHS

Points	8, twice
Rebounds	6 at Northern Iowa, 2-23-02
Assists	3 vs. Wichita State, 1-7-02
Steals	2 vs. Southern Illinois, 2-16-02
Blocks	2 at Illinois, 12-18-01
Minutes	20 at Georgia Southern, 11-29-01

## REID'S SEASON HIGHS

Points	8 at Central Michigan, 11-26-02
Rebounds	3 vs. Jacksonville, 12-18-02
Assists	1, twice
Steals	1 at Central Michigan, 11-26-02
Blocks	1 vs. Utah State, 11-23-02
Minutes	14 at Central Michigan, 11-26-02

## REID'S CAREER STATISTICS


YEAR	G-GS	MIN	FG-FGA	PCT	3FG-FGA	PCT	FT-FTA	PCT	O-D	REB	AVG	AST	TO	BLK	STL	TP	AVG
01-02	31-3	391	31-62	.500	0-1	.000	13-21	.619	20-55	75	2.4	20	22	12	7	75	2.4
02-03	8-0	53	6-10	.600	0-1	.000	0-0	.000	1-3	4	0.5	2	4	1	1	12	1.5
Total	39-3	444	37-72	.514	0-2	.000	13-21	.619	21-58	79	2.0	22	26	13	8	87	2.2

## REID'S MISSOURI VALLEY CONFERENCE STATISTICS

YEAR	G-GS	MIN	FG-FGA	PCT	3FG-FGA	PCT	FT-FTA	PCT	O-D	REB	AVG	AST	TO	BLK	STL	TP	AVG
01-02	18-1	230	17-36	.472	0-1	.000	7-13	.538	15-33	48	2.7	10	9	7	5	41	2.3
02-03	1-0	5	0-0	.000	0-0	.000	0-0	.000	0-0	0	0.0	0	0	0	0	0	0
Total	19-1	235	17-36	.472	0-1	.000	7-13	.538	15-33	48	2.5	10	9	7	5	41	2.2

## REID vs. SOUTHERN ILLINOIS

G-GS	MIN	FG-FGA	PCT	3FG-FGA	PCT	FT-FTA	PCT	REB	AVG	AST	BLK	STL	TP	AVG
2-0	26	3-5	.600	0-0	.000	3-6	.500	8	4.0	2	1	2	9	4.5



# 5 • Andy Strandmark



Senior • 6-11 • 240 • Center • Geneseo, Ill. (Darnall)

### 2002-03 GAME-BY-GAME STATISTICS

Opponent	M	FG-A	3FG-A	FT-A	R	PF	A	TO	BLK	S	TP
Utah State	21	1-4	0-0	0-2	2	2	1	0	1	0	2
at Central Michigan	25	3-6	0-0	5-6	7	2	1	0	0	1	11
Illinois-Chicago	24	4-6	0-0	2-4	8	3	1	3	0	0	10
Chattanooga	24	4-8	0-0	3-3	5	3	0	1	1	0	11
at Kent State	18	2-5	0-0	0-0	4	4	1	0	0	2	4
at Western Kentucky	27	0-4	0-0	2-4	9	1	1	1	1	0	2
Jacksonville	19	4-6	0-0	0-1	2	2	1	0	2	1	8
Northern Illinois	29	1-2	0-0	3-4	6	4	0	2	1	3	5
SMS*	10	2-4	0-0	0-0	3	2	0	2	0	0	4
at Southern Illinois*											
at Northern Iowa*											
Creighton*											
at SMS*											
Wichita State*											
at Creighton*											
at Evansville*											
Northern Iowa*											
Bradley*											
at Wichita State*											
Indiana State*											
at Bradley*											
Drake*											
Evansville*											
at TBA											
at Drake*											
at Indiana State*											
Southern Illinois*											

\* Missouri Valley Conference game

### STRANDMARK'S CAREER HIGHS

Points	15 vs. Bradley, 2-8-00
Rebounds	13 vs. Southwest Missouri State, 1-22-00
Assists	3 at Bradley, 1-26-00
Steals	3, twice
Blocks	3 vs. Southern Illinois, 2-16-02
Minutes	33, twice

### STRANDMARK'S SEASON HIGHS

Points	11, twice
Rebounds	9 at Western Kentucky, 12-15-02
Assists	1, six times
Steals	3 vs. Northern Illinois, 12-21-02
Blocks	2 vs. Jacksonville, 12-18-02
Minutes	29 vs. Northern Illinois, 12-21-02

### STRANDMARK'S CAREER STATISTICS


YEAR	G-GS	MIN	FG-FGA	PCT	3FG-FGA	PCT	FT-FTA	PCT	O-D	REB	AVG	AST	TO	BLK	STL	TP	AVG
99-00	29-8	511	36-78	.462	0-0	.000	22-30	.733	27-88	115	4.0	14	29	21	10	94	3.2
00-01	26-5	206	9-42	.214	0-0	.000	14-19	.737	10-41	51	2.0	5	15	5	3	32	1.2
01-02	31-9	369	40-83	.482	0-0	.000	11-21	.524	28-55	83	2.7	13	17	15	7	91	2.9
02-03	9-6	197	21-45	.467	0-0	.000	15-24	.625	12-34	46	5.1	6	9	6	7	57	6.3
<b>Total</b>	<b>95-28</b>	<b>1283</b>	<b>106-248</b>	<b>.428</b>	<b>0-0</b>	<b>.000</b>	<b>62-94</b>	<b>.660</b>	<b>77-218</b>	<b>295</b>	<b>3.1</b>	<b>38</b>	<b>70</b>	<b>47</b>	<b>27</b>	<b>274</b>	<b>2.9</b>

### STRANDMARK'S MISSOURI VALLEY CONFERENCE STATISTICS

YEAR	G-GS	MIN	FG-FGA	PCT	3FG-FGA	PCT	FT-FTA	PCT	O-D	REB	AVG	AST	TO	BLK	STL	TP	AVG
99-00	18-8	359	30-58	.517	0-0	.000	16-21	.762	22-65	87	4.8	11	17	15	5	76	4.2
00-01	15-2	102	5-20	.250	0-0	.000	4-6	.667	6-14	20	1.3	3	7	1	1	14	0.9
01-02	18-8	235	25-53	.472	0-0	.000	6-13	.462	16-37	53	2.9	6	7	10	6	56	3.1
02-03	1-0	10	2-4	.500	0-0	.000	0-0	.000	2-1	3	3.0	0	2	0	0	4	4.0
<b>Total</b>	<b>52-18</b>	<b>706</b>	<b>62-135</b>	<b>.459</b>	<b>0-0</b>	<b>.000</b>	<b>26-40</b>	<b>.650</b>	<b>46-117</b>	<b>163</b>	<b>3.1</b>	<b>20</b>	<b>33</b>	<b>26</b>	<b>12</b>	<b>150</b>	<b>2.9</b>

### STRANDMARK vs. SOUTHERN ILLINOIS

G-GS	MIN	FG-FGA	PCT	3FG-FGA	PCT	FT-FTA	PCT	REB	AVG	AST	BLK	STL	TP	AVG
5-1	62	5-9	.556	0-0	.000	7-8	.875	14	2.8	3	4	0	17	3.4



# 10 • Kevin Troc

Freshman • 6-4 • 190 • Guard • Lockport, Ill. (Lockport)



## 2002-03 GAME-BY-GAME STATISTICS

Opponent	M	FG-A	3FG-A	FT-A	R	PF	A	TO	BLK	S	TP
Utah State	13	1-1	0-0	0-0	4	1	5	0	0	0	2
at Central Michigan	24	1-3	0-0	0-0	4	3	1	2	0	0	2
Illinois-Chicago	13	0-1	0-0	0-0	1	1	0	1	1	0	0
Chattanooga	10	1-2	1-1	0-0	0	2	2	0	0	0	3
at Kent State	2	0-0	0-0	0-0	0	0	0	2	0	0	0
at Western Kentucky	12	0-1	0-0	1-2	2	2	0	2	0	0	1
Jacksonville	12	4-6	0-1	0-0	2	1	2	0	0	1	8
Northern Illinois	13	1-5	1-1	1-2	0	1	1	3	0	0	4
SMS*	9	0-1	0-0	0-0	1	1	0	0	0	1	0
at Southern Illinois*											
at Northern Iowa*											
Creighton*											
at SMS*											
Wichita State*											
at Creighton*											
at Evansville*											
Northern Iowa*											
Bradley*											
at Wichita State*											
Indiana State*											
at Bradley*											
Drake*											
Evansville*											
at TBA											
at Drake*											
at Indiana State*											
Southern Illinois*											

\* Missouri Valley Conference game

## UPDATED PLAYER NOTES

- Has 12 points in the last three games after scoring eight in the first six contests.
- Posted a career-high eight points against Jacksonville on 4-for-6 shooting.
- Claimed first collegiate start at Central Michigan. Finished with two points, four boards and an assist.
- Five assists, four boards and two points against Utah State in 13 minutes.
- Played 19 minutes against EA Sports with two points, four assists and two rebounds.
- Recorded five points, including an dunk, against SIU-Edwardsville. He was 1-for-1 on treys and chipped in two rebounds and three assists.
- Had seven points in the annual Red-White game.

## TROC'S CAREER HIGHS

Points	8 vs. Jacksonville, 12-18-02
Rebounds	4, twice
Assists	5 vs. Utah State, 11-23-02
Steals	1, twice
Blocks	1 vs. Illinois-Chicago, 11-30-02
Minutes	24 at Central Michigan, 11-26-02

## TROC'S SEASON HIGHS

Points	8 vs. Jacksonville, 12-18-02
Rebounds	4, twice
Assists	5 vs. Utah State, 11-23-02
Steals	1, twice
Blocks	1 vs. Illinois-Chicago, 11-30-02
Minutes	24 at Central Michigan, 11-26-02

## TROC'S CAREER STATISTICS

YEAR	G-GS	MIN	FG-FGA	PCT	3FG-FGA	PCT	FT-FTA	PCT	O-D	REB	AVG	AST	TO	BLK	STL	TP	AVG
02-03	9-1	108	8-20	.400	2-3	.667	2-4	.500	4-10	14	1.6	11	10	1	2	20	2.2

## TROC'S MISSOURI VALLEY STATISTICS

YEAR	G-GS	MIN	FG-FGA	PCT	3FG-FGA	PCT	FT-FTA	PCT	O-D	REB	AVG	AST	TO	BLK	STL	TP	AVG
02-03	1-0	9	0-1	.000	0-0	.000	0-0	.000	1-0	1	1.0	0	0	0	1	0	0.0



EXHIBITION 1

Greene Leads 'Birds in Exhibition Win

NORMAL, Ill. - Sophomore point guard Vince Greene scored a game-high 26 points, including six three-pointers, as Illinois State won its first exhibition of the season, 89-70, over SIU-Edwardsville at Redbird Arena.

Baboucarr Bojang finished with 14 points and six rebounds for the 'Birds, while true freshman Chris Burras came off the bench to score 12.

SIU-Edwardsville was led by Ron Jones with 19 points, 17 of which came in the second half. Rob Baumgardner and Ben Garwitz each contributed 13 points, and Baumgardner also led the Cougars in rebounding with six boards. The Cougars never led in the entire game and after the initial 12-point deficit never got closer than seven points.

Illinois State opened up the game with a 12-0 run, highlighted by two three-pointers and a cross-over lay-up by Greene. The 'Birds defense forced eight Cougar turnovers in the first 12 minutes of the game, including the team's first two possessions.

Greene led all scorers in the first half with 10 points, while Gregg Alexander chipped in eight first half points on 3-for-4 shooting. ISU shot 61 percent from the field in the first half, including 5-for-8 from beyond the arc.

Down 45-24 at halftime, the Cougars came out firing in the second half and outscored the 'Birds 26-15 over the first 8:30 minutes led by nine points apiece by junior Ron Jones and freshman Logan Glosser narrowing the Redbird lead to 10. Following a timeout with 11:05 remaining in the game, the 'Birds went on a 13-0 run to extend their lead back to 23, which tied their largest lead of the night.

ILLINOIS STATE 89, SIU-Edwardsville 70
November 4, 2002 • Redbird Arena

Table with columns: SIU-E, Min., FG-A, FT-A, O-REB, A, PF, TP. Lists player stats for Bauersachs, Mueller, Bradford, Jones, Baumgardner, Gajewski, Zick, Garwitz, Heflin, Glosser, Ward, Salak, and Totals.

Team Pct.: FG - .529; FT - .700
3-Pt.: 9-15, .600 (Bradford 0-1, Jones 3-4, Baumgardner 2-4, Heflin 1-1, Glosser 3-5)
Blocks: 1 (Ward 1)
Turnovers: 19 (Bauersachs 1, Bradford 3, Jones 4, Baumgardner 3, Gajewski 2, Heflin 1, Glosser 2, Ward 1, Team 2)
Steals: 3 (Bradford 2, Heflin 1)

Table with columns: ILLINOIS ST., Min., FG-A, FT-A, O-REB, A, PF, TP. Lists player stats for Bojang, Strandmark, Alexander, Ford, Greene, Burras, Troc, Arnold, Hill, Reid, Gillan, and Totals.

Team Pct.: FG - .563; FT - .571
3-Pt.: 9-13, .692 (Alexander 2-3, Greene 6-7, Burras 0-2, Troc 1-1)
Blocks: 4 (Strandmark 2, Ford 1, Arnold 1)
Turnovers: 8 (Bojang 1, Strandmark 4, Burras 1, Troc 2)
Steals: 7 (Alexander 4, Ford 1, Burras 2)

Officials: Jerry Seibert, Frank Spencer, Mike Litzelfelner
Attendance: 4,049
Halftime Score: ILLINOIS STATE 45, SIU-Edwardsville 24

EXHIBITION 2

ISU Drops Second Exhibition to EA Sports

NORMAL, Ill. - Vince Greene led all scorers with 16 points, but Illinois State could not pick up the victory, dropping its second and final exhibition game of the season, 66-65, to the EA Sports All-Stars Thursday night at Redbird Arena.

Illinois State also got 15 points and 10 rebounds from Baboucarr Bojang, while Andy Strandmark, Gregg Alexander and Trey Guidry each contributed seven points. The 'Birds shot 54 percent from the field in the first half, but managed only 41 percent in the second half on 10-for-24 shooting.

EA Sports, 1-9, only shot 7-for-20 from the charity stripe, including 4-for-15 in the second half. EA Sports was led by former Fighting Illini player Sergio McClain with 13 points, while Doc Taylor, who played at Cleveland State, chipped in 12.

Bojang showed his offensive skills early in the game by scoring nine of the Redbirds' first 11 points, but hot three-point shooting (3-for-3) from McClain kept the game tight midway through the first half. Back-to-back jumpers from Greene helped ignite a 13-5 run to take the lead at 24-20 with just over seven minutes remaining.

Marcus Arnold hit two low-post jumpers late in the first half and the Redbirds went into the half with a one-point lead, 36-35. Bojang and McClain led their respective teams in first-half scoring with 11 points.

EA Sports scored 14 points of its first 19 points in the second half off lay-ups or dunks and were able to take a 54-47 lead, the largest of the night for either team, with just under nine minutes left in the game. However, the 'Birds went on an 11-2 run over the next 3:37 led by four points from Gregg Alexander to take the lead at 58-56 with five minutes remaining.

EA Sports 66, ILLINOIS STATE 65
November 14, 2002 • Redbird Arena

Table with columns: EA Sports, Min., FG-A, FT-A, O-REB, A, PF, TP. Lists player stats for McClain, Johnson, Turner, Dobbs, Taylor, Jones, Brownlee, Vaughn, and Totals.

Team Pct.: FG - .519; FT - .278
3-Pt.: 7-20, .350 (McClain 3-7, Johnson 0-3, Dobbs 1-1, Jones 1-4, Brownlee 2-5)
Blocks: 1 (Taylor 1)
Turnovers: 9 (Johnson 2, Taylor 4, Jones 2, Brownlee 1)
Steals: 8 (Johnson 1, Turner 1, Dobbs 1, Taylor 1, Jones 2, Vaughn 2)

Table with columns: ILLINOIS ST., Min., FG-A, FT-A, O-REB, A, PF, TP. Lists player stats for Bojang, Reid, Strandmark, Alexander, Greene, Burras, Ford, Troc, Arnold, Guidry, and Totals.

Team Pct.: FG - .481; FT - .714
3-Pt.: 5-15, .333 (Alexander 1-4, Greene 3-4, Burras 0-1, Troc 0-2, Guidry 1-4)
Blocks: 3 (Bojang 1, Strandmark 2)
Turnovers: 12 (Bojang 1, Reid 1, Strandmark 3, Alexander 1, Ford 1, Troc 3, Guidry 2)
Steals: 2 (Ford 1, Arnold 1)

Officials: Ed Hightower, Rob Kruger, Mark Mayhood
Attendance: 4,656
Halftime Score: ILLINOIS STATE 36, EA Sports 35

GAME 1

Redbirds Fall 68-53 to Utah State

NORMAL, Ill. - Trey Guidry led Illinois State with 20 points, including six three-pointers, but it wasn't enough as the Utah State Aggies spoiled the Redbirds' season opener, 68-53, Saturday night at Redbird Arena.

Vince Greene was the only other Illinois State player to score in double figures with 10, while freshman Marcus Arnold turned in nine points. The 'Birds shot only 39 percent from the field and made only one of their eight (125) free-throw attempts.

Desmond Penigar led Utah State with 22 points, going 4-for-4 from three-point range. Point guard Mark Brown scored 19 points for the Aggies. Utah State shot 50 percent from the field in the game, including 50 percent from beyond the arc on 6-for-12 shooting.

Illinois State (0-1) got off to a slow start offensively, scoring only four points in the game's first nine minutes and dug itself into a 11-4 deficit. However, Guidry hit a three-pointer with 10:35 left in the first half that sparked a 13-5 Redbird run that gave Illinois State its only lead of the first half at 17-16. Guidry scored 11 of the 'Birds 13 points during the run, including three shots from beyond the arc.

Utah State (1-0) went on a 16-5 run over the final six minutes of the half, including holding the Redbirds scoreless for nearly three minutes, to take a 10-point lead into the locker room, 32-22. Brown ignited the Utah State run with nine points, including three lay-ups.

The Redbirds came out firing in the second half, scoring 15 of their first 17 second-half points from beyond the arc. Guidry helped lead the charge with three three-pointers, while Gregg Alexander contributed two. Illinois State used the offensive surge to shred the Aggies' halftime lead and close to within two points, 43-41, with just over 12 minutes remaining in the game.

Illinois State went into a scoring draught, however, over the game's next six minutes, which allowed the Aggies to build a 10-point lead at 51-41. Penigar led Utah State during the 8-0 run with seven points. Greene scored the Redbirds' next seven points, but Utah State was able to keep Illinois State from getting any closer than eight in the game's closing minutes.

Utah State 68, ILLINOIS STATE 53
November 23, 2002 • Redbird Arena

Table with columns: Utah State, Min., FG-A, FT-A, O-REB, A, PF, TP. Lists player stats for Johnson, Nelson, Puzey, M. Brown, Patton, Penigar, Harris, Stowell, Butler, C. Brown, and Totals.

Team Pct.: FG - .500; FT - .778
3-Pt.: 6-12, .500 (M. Brown 1-3, Patton 0-2, Penigar 4-4, Butler 1-3)
Blocks: 3 (Johnson 2, Penigar 1)
Turnovers: 12 (Johnson 3, Nelson 1, M. Brown 2, Patton 2, Penigar 1, Stowell 1, Butler 2)
Steals: 10 (Puzey 1, M. Brown 4, Patton 2, Penigar 1, Butler 2)

Table with columns: ILLINOIS ST., Min., FG-A, FT-A, O-REB, A, PF, TP. Lists player stats for Alexander, Bojang, Strandmark, Greene, Guidry, Burras, Ford, Troc, Arnold, Reid, and Totals.

Team Pct.: FG - .389; FT - .125
3-Pt.: 10-22, .455 (Alexander 2-5, Greene 2-6, Guidry 6-11)
Blocks: 3 (Strandmark 1, Guidry 1, Reid 1)
Turnovers: 13 (Alexander 2, Bojang 2, Greene 4, Guidry 3, Ford 1, Arnold 1)
Steals: 2 (Alexander 2)

Officials: Eddie Jackson, Steve Morris, Tim Hutchinson
Attendance: 7,948
Halftime Score: Utah State 32, ILLINOIS STATE 22





GAME 5

Redbirds Let It Slip Away at Kent State, 76-61

KENT, Ohio - Despite a double-double by Trey Guidry, who led the Illinois State men's basketball team with 15 points and a career high 11 assists, Illinois State fell to Kent State, 76-61, in non-conference action, Saturday afternoon at the M.A.C. Center. Senior Baboucarr Bojang pitched in a total of 14 points and a team-high six rebounds, including a lay-up with 11:31 left to play in the second half to put the 'Birds up 53-52 over the Golden Flashes. This would be the last lead of the game for the Redbirds. Gregg Alexander, who contributed 13 points for the 'Birds, sank two free throws to tie the game at 55-55 with 10:47 left to play. However, Kent State hushed the Redbirds by going on an 11-0 run. The Flashes run was led by a DeAndre Haynes three-pointer. Then Kent State's center, Nate Gerwig, chipped in three free throws, while Haynes added another two points off a lay-up. Matt Jakeway finished off the Kent State run with a three-pointer. The bleeding was stopped by a Redbird jumper made by Guidry, but the damage had already been done as the 'Birds went 0-5 from the field during Kent State's run, which ultimately made the difference in a game where Illinois State trailed by one at the half, 36-35. Illinois State falls to 0-5, while Kent State improves its record to 4-0.

Kent State 76, ILLINOIS STATE 61
December 7, 2002 • M.A.C. Center

Table with 10 columns: ILLINOIS ST., Min., FG-A, FT-A, O-REB, A, PF, TP. Lists player stats for Alexander, Arnold, Bojang, Ford, Guidry, Burras, Strandmark, Troc, Greene, Reid, and Totals.

Team Pct.: FG - .491; FT - 1.000
3-Pt.: 5-8, .625 (Alexander 3-4, Guidry 1-3, Greene 1-1)
Blocks: 0
Turnovers: 15 (Alexander 4, Arnold 1, Bojang 2, Ford 1, Guidry 3, Troc 2, Greene 2)
Steals: 7 (Alexander 1, Bojang 1, Guidry 1, Strandmark 2, Greene 2)

Table with 10 columns: Kent State, Min., FG-A, FT-A, O-REB, A, PF, TP. Lists player stats for Wilkins, Gates, Gerwig, Haut, Haynes, Jakeway, Bedford, Edwards, and Totals.

Team Pct.: FG - .509; FT - .737
3-Pt.: 8-18, .444 (Wilkins 1-4, Gates 0-1, Haut 3-6, Haynes 3-5, Jakeway 1-2)
Blocks: 3 (Edwards 3)
Turnovers: 12 (Wilkins 1, Gates 3, Gerwig 1, Haut 1, Haynes 3, Jakeway 2, Bedford 1)
Steals: 8 (Gates 2, Haut 1, Haynes 3, Edwards 2)

Officials: James Ferrari, Keith Herring, Mike Foote
Attendance: 3,716
Halftime Score: Kent State 36, ILLINOIS STATE 35

GAME 6

Shooting Woes Stifle 'Birds at Western Ky.

BOWLING GREEN, Ky. - Trailing by only five points at halftime, the Illinois State men's basketball team held strong with Western Kentucky until the second half before the Hilltoppers decided to dominate en route to a 63-43 win over the Redbirds Sunday afternoon in Bowling Green, Ky. With the loss, the Redbirds remain winless this season, falling to 0-6 while Western Kentucky improves to 3-3. ISU was led by Gregg Alexander who had 18 points, the only Redbird player to post double digits. Vince Greene chipped in six and Trey Guidry had five. WKU was led by Nate Williams, who led all scorers with 20 points, and Patrick Sparks added 10. The Redbirds scored 20 points in the first half and trailed 25-20 at halftime, but the Hilltoppers came out on fire in the second, taking a commanding 13-point lead before the 'Birds scored their first field goal of the half. The Redbirds came to within 10 with twelve minutes to play but Western Kentucky answered, going on a seven-point run, leading 44-27 with nine left in the game. ISU shot 27.6% from the field on the game, including 25% in the second half. They were 16-of-58 from the field.

Western Kentucky 63, ILLINOIS STATE 63
December 15, 2002 • E.A. Diddle Arena

Table with 10 columns: ILLINOIS ST., Min., FG-A, FT-A, O-REB, A, PF, TP. Lists player stats for Alexander, Bojang, Strandmark, Ford, Guidry, Burras, Troc, Greene, Harris, Arnold, Hill, Reid, Gillan, and Totals.

Team Pct.: FG - .276; FT - .667
3-Pt.: 3-17, .176 (Alexander 2-6, Ford 0-1, Guidry 1-7, Greene 0-2, Reid 0-1)
Blocks: 3 (Bojang 1, Strandmark 1, Arnold 1)
Turnovers: 15 (Alexander 2, Strandmark 1, Ford 1, Guidry 1, Burras 2, Troc 2, Greene 3, Arnold 1, Reid 1, Gillan 1)
Steals: 8 (Alexander 1, Bojang 1, Ford 1, Guidry 2, Greene 2, Gillan 1)

Table with 10 columns: Western Ky., Min., FG-A, FT-A, O-REB, A, PF, TP. Lists player stats for Williams, Boyden, Videnov, Wells, Sparks, Halcomb, Winchester, Rumph, Brown, Massiah, Holland, and Totals.

Team Pct.: FG - .511; FT - .786
3-Pt.: 4-10, .400 (Boyden 0-2, Videnov 1-3, Wells 1-2, Sparks 0-1, Rumph 2-2)
Blocks: 9 (Williams 2, Wells 2, Halcomb 5)
Turnovers: 16 (Williams 1, Boyden 1, Videnov 1, Wells 2, Sparks 5, Winchester 3, Rumph 2, Holland 1)
Steals: 9 (Williams 1, Boyden 1, Wells 3, Sparks 3, Halcomb 1)

Officials: Ron Zetcher, Eddie Jackson, Terry Davis
Attendance: 5,130
Halftime Score: Western Kentucky 25, ILLINOIS STATE 20

GAME 7

Redbirds Shut Down Jacksonville for First Win

NORMAL, Ill. - Vince Greene finished with 17 points and a career-high 11 assists as Illinois State got the monkey off its back and earned its first win of the season in convincing fashion 74-50 at Redbird Arena. Illinois State (1-6) also had Gregg Alexander in double figures with 15 points, including a 3-for-4 performance from beyond the arc. Baboucarr Bojang finished with a game-high eight rebounds, while the 'Birds had three other players score eight points apiece. The Redbirds were able to get their interior game on the right track outscoring the Dolphins 36-12 in the paint. The Illinois State defense also played exceptionally well keeping Jacksonville without a field goal for over seven minutes in the second half. Jacksonville (4-6) was led by James Daniels with a game-high 18 points, coming from a career-high tying six three-pointers. Daniels was the only Dolphin in double figures with Kevin Sheppard and Calvin Warner contributing nine points apiece. Things looked bleak early on as the Redbirds came out flat, connecting on only two of their first 10 shots from the field and falling behind 12-6. However, Greene sparked a 10-2 run with back-to-back jumpers that helped give the 'Birds their first lead of the game at 16-14 with 10:39 remaining before halftime. Illinois State shot 60 percent (12-for-20) for the remaining 13 minutes of the first half led by 10 points from Alexander, including two three pointers. Greene finished the first half with six assists and the Redbird defense was able to force 10 Jacksonville turnovers. The second half was all Illinois State as the Redbirds outscored the Dolphins 39-24, including a 26-6 run, and forced nine turnovers.

ILLINOIS STATE 74, Jacksonville 50
December 18, 2002 • Redbird Arena

Table with 10 columns: Jacksonville, Min., FG-A, FT-A, O-REB, A, PF, TP. Lists player stats for Warner, Sheppard, Lewis, Daniels, Robertson, Copeland, Brown, White, Didion, Howard, and Totals.

Team Pct.: FG - .316; FT - .500
3-Pt.: 10-31 (.323, Warner 0-2, Sheppard 1-7, Daniels 6-13, Robertson 0-1, Copeland 2-4, White 0-2, Didion 1-2)
Blocks: 0
Turnovers: 19 (Warner 4, Sheppard 4, Lewis 3, Daniels 1, Robertson 1, Copeland 1, Brown 2, White 1, Didion 1, Team 1)
Steals: 5 (Warner 1, Daniels 1, Robertson 2, Copeland 1)

Table with 10 columns: ILLINOIS STATE, Min., FG-A, FT-A, O-REB, A, PF, TP. Lists player stats for Alexander, Arnold, Strandmark, Ford, Greene, Burras, Troc, Harris, Bojang, Guidry, Hill, Reid, Gillan, and Totals.

Team Pct.: FG - .500; FT - .667
3-Pt.: 6-14, .429 (Alexander 3-4, Greene 3-6, Troc 0-1, Guidry 0-3)
Blocks: 5 (Arnold 1, Strandmark 2, Harris 1, Bojang 1)
Turnovers: 11 (Ford 1, Greene 2, Bojang 2, Guidry 4, Reid 2)
Steals: 9 (Alexander 2, Strandmark 1, Greene 1, Burras 1, Troc 1, Bojang 2, Guidry 1)

Officials: Gerry Pollard, Steven Skiles, Ron Berkholtz
Attendance: 5,121
Halftime Score: ILLINOIS STATE 35, Jacksonville 26



## GAME 8

### Redbirds Fall to Northern Illinois

**NORMAL, Ill.** – Trey Guidry had four three-pointers in the second half and finished with a game-high 19 points, but Illinois State could not overcome a 17-point second half deficit and fell to Northern Illinois, 72-65, in non-conference basketball action at Redbird Arena.

Vince Greene was the only other Redbird to score in double figures with 16 points. Freshman Marcus Arnold finished with nine points and six rebounds, but the Birds committed 18 turnovers and were outrebounded by the Huskies, 38-30.

Freshman Todd Peterson had a career-high 18 points on six three-pointers for Northern Illinois. Former Redbird P.J. Smith scored 16 for the Huskies, including three from beyond the arc. Jay Bates also scored in double figures for NIU with 17 points.

ISU jumped out to an early 7-2 lead sparked by a three-pointer by Greene. However, turnovers hampered the Birds in the first half and the Huskies were able to pull ahead 14-12 on a three-point basket by Anthony Maestranzi with 11:41 remaining before halftime.

The two teams battled back-and-forth for the lead over the game's next seven minutes, but with just over four minutes remaining Todd Peterson hit a three-pointer to spark a 13-4 Huskie run to end the half and give NIU a 31-24 advantage heading into the break. Greene led the Redbirds into the lockerroom with nine first-half points on perfect 3-for-3 shooting from the field, including 2-for-2 from the line.

The Huskies came out firing in the second half outscoring the Birds 13-4 in the first five minutes and keeping Illinois State without a field goal. Peterson hit two three-pointers to pace the NIU run. Greene hit a jumper from the left baseline to give the Redbirds their first field goal and bring ISU to within 14 points, 44-30, with 14:34 remaining in the game.

#### Northern Illinois 72, ILLINOIS STATE 65

December 21, 2002 • Redbird Arena

Northern Illinois Min.	FG-A	FT-A	O-REB	A	PF	TP	
Smallwood, f	34	2-11	1-4	6-12	2	3	5
Staten, f	6	0-3	0-0	1-1	0	0	0
Morrison, c	9	1-3	1-2	0-0	0	2	3
Bates, g	29	3-5	10-12	1-3	1	3	17
Smith, g	37	5-11	3-4	1-3	2	3	16
Thompson	2	0-0	0-0	0-0	0	0	0
Maestranzi	11	1-2	0-0	1-2	2	1	3
McElroy	22	1-1	1-3	2-7	3	2	3
Sanders	15	2-5	3-6	3-4	0	4	7
Sewasciuk	1	0-0	0-0	0-0	0	0	0
Peterson	34	6-10	0-0	0-4	1	2	18
<b>Totals</b>	<b>200</b>	<b>21-51</b>	<b>19-31</b>	<b>16-38</b>	<b>11</b>	<b>20</b>	<b>72</b>

**Team Pct.:** FG – .412; FT – .613

**3-Pt.:** 11-20, .550 (Bates 1-1, Smith 3-7, Maestranzi 1-2, Peterson 6-10)

**Blocks:** 1 (Smallwood 1)

**Turnovers:** 17 (Smallwood 3, Staten 1, Bates 3, Smith 3, Maestranzi 2, McElroy 1, Sanders 1, Sewasciuk 1, Peterson 1, Team 1)

**Steals:** 8 (Smallwood 3, Staten 1, Bates 1, Smith 1, McElroy 2)

ILLINOIS STATE Min.	FG-A	FT-A	O-REB	A	PF	TP	
Alexander, f	35	1-10	2-2	0-0	2	5	4
Bojang, f	14	0-0	2-4	2-5	0	5	2
Strandmark, c	29	1-2	3-4	1-6	0	4	5
Ford, g	13	2-4	0-0	2-2	0	1	4
Greene, g	34	5-9	4-4	0-1	1	3	16
Burras	15	1-1	0-0	3-6	0	3	2
Troc	13	1-5	1-2	0-0	1	1	4
Arnold	22	4-7	1-3	3-5	1	3	9
Guidry	25	7-15	0-0	0-2	1	2	19
Gillan	0+	0-0	0-0	0-0	0	0	0
<b>Totals</b>	<b>200</b>	<b>22-53</b>	<b>13-19</b>	<b>13-30</b>	<b>6</b>	<b>27</b>	<b>65</b>

**Team Pct.:** FG – .415; FT – .684

**3-Pt.:** 8-22, .364 (Alexander 0-6, Greene 2-6, Troc 1-1, Guidry 5-9)

**Blocks:** 5 (Alexander 1, Bojang 1, Strandmark 1, Arnold, Guidry 1)

**Turnovers:** 18 (Alexander 1, Bojang 3, Strandmark 2, Ford 2, Greene 3, Troc 3, Arnold 2, Guidry 1, Gillan 1)

**Steals:** 10 (Strandmark 3, Ford 1, Greene 4, Burras 2)

**Officials:** J.D. Collins, Frank Spencer, Greg Webb

**Attendance:** 4,641

**Halftime Score:** Northern Illinois 31, ILLINOIS STATE 24

## GAME 9

### ISU Suffers Worst Defeat at Redbird Arena

**NORMAL, Ill.** – Vince Greene and Marcus Arnold each scored 14 points, but Illinois State suffered its worst defeat ever in Redbird Arena falling 76-48 to Southwest Missouri State in the Missouri Valley Conference opener for both teams.

Illinois State (1-8, 0-1 MVC) shot only 37 percent (15-of-41) from the field in the game and Greene and Arnold were the only two Redbirds in double figures. The Birds were outrebounded 33-18 and committed 18 turnovers.

SMS (4-5, 1-0 MVC) made 28 of its 47 shot attempts (60 percent) and was able to score 27 points off of Redbird turnovers. Terrance McGee led the Bears with 17 points and five assists, while Merrill Andrews contributed 13 points. Nine different players on the SMS roster scored at least three points in the game.

SMS opened the game with eight unanswered points, including two three-pointers by McGee. Greene got the Redbirds on the scoreboard with a trey at the 16:33 mark, but the Bears continued to put up the points outscoring ISU 21-7 in the game's first ten minutes.

Rebert Harris came off the bench and hit a jumper with 6:08 remaining in the first half to spark a 5-0 run for the Birds, but ISU could only manage free throws the rest of the way and went into halftime down, 38-18, following a 3-point bucket by Jason Gilbert as time expired.

The Redbird offense came alive in the second half scoring 10 points in the first three minutes, including six points by Arnold. However, the Birds could not keep the points coming and SMS went on a 10-1 run over next five minutes to give the Bears their largest lead of the game at 23 points, 52-29.

The Bears were able to extend their lead to over 30 points during the remainder of the game before sealing the 28-point victory.

#### SMS 76, ILLINOIS STATE 48

December 29, 2002 • Redbird Arena

SMS Min.	FG-A	FT-A	O-REB	A	PF	TP	
Randle, f	25	3-6	2-4	1-2	1	4	8
Easley, f	27	4-5	0-0	3-10	1	0	8
Maclin, c	18	2-4	2-4	3-6	0	5	6
Andrews, g	34	4-6	5-5	0-2	4	1	13
McGee, g	25	6-9	2-2	1-2	5	2	17
Colwell	18	3-6	2-2	1-2	0	5	8
Gilbert	7	1-3	0-0	0-0	1	0	3
Johnson	3	0-1	0-0	0-0	0	0	0
Smith	11	0-0	0-0	0-3	0	2	0
Fisher	13	2-2	0-0	0-0	0	1	5
Walk	19	3-5	2-2	2-4	1	4	8
<b>Totals</b>	<b>200</b>	<b>28-47</b>	<b>15-19</b>	<b>13-33</b>	<b>13</b>	<b>24</b>	<b>76</b>

**Team Pct.:** FG – .596; FT – .789

**3-Pt.:** 5-8, .625 (McGee 3-4, Gilbert 1-2, Johnson 0-1, Fisher 1-1)

**Blocks:** 3 (Randle 1, Easley 1, Smith 1)

**Turnovers:** 15 (Randle 3, Maclin 4, Andrews 2, Colwell 2, Gilbert 1, Fisher 2, Walk 1)

**Steals:** 8 (Easley 3, Andrews 3, McGee 1, Fisher 1)

ILLINOIS STATE Min.	FG-A	FT-A	O-REB	A	PF	TP	
Alexander, f	22	0-3	0-0	0-0	0	1	0
Arnold, f	23	4-6	6-9	2-3	0	4	14
Bojang, c	25	2-4	5-6	1-1	0	0	9
Greene, g	23	5-6	2-2	0-0	1	1	14
Guidry, g	28	1-6	0-0	0-1	0	3	3
Burras	21	0-1	2-6	0-4	1	2	2
Ford	19	0-5	0-0	2-3	1	2	0
Strandmark	10	2-4	0-0	2-3	0	2	4
Troc	9	0-1	0-0	1-1	0	1	0
Harris	9	1-5	0-0	0-0	0	0	2
Hill	3	0-0	0-0	0-0	0	0	0
Reid	5	0-0	0-0	0-0	0	2	0
Gillan	3	0-0	0-0	0-0	0	0	0
<b>Totals</b>	<b>200</b>	<b>15-41</b>	<b>15-23</b>	<b>10-18</b>	<b>3</b>	<b>18</b>	<b>48</b>

**Team Pct.:** FG – .366; FT – .652

**3-Pt.:** 3-7, .429 (Alexander 0-1, Greene 2-2, Guidry 1-3, Harris 0-1)

**Blocks:** 4 (Bojang 2, Harris 1, Hill 1)

**Turnovers:** 18 (Alexander 1, Arnold 1, Bojang 3, Greene 5, Guidry 1, Burras 1, Strandmark 2, Harris 4)

**Steals:** 6 (Bojang 2, Greene 1, Guidry 1, Troc 1, Harris 1)

**Officials:** John Higgins, Steve Morris, Bob Staffen

**Attendance:** 5,042

**Halftime Score:** SMS 38, ILLINOIS STATE 18