



Redbird Basketball

GAME NOTES

Contact: Todd Kober, Director of Media Relations • 309/438-3805 • Fax: 309/438-5634 • Cell: 309/310-7112 • gtkober@ilstu.edu

Illinois State Schedule

Date	Opponent (TV)	Time/Result
11/4	SIU-EDWARDSVILLE (Ex.)	W, 89-70
11/14	EA Sports All-Stars (Ex.)	L, 65-66
11/23	UTAH STATE	L, 53-68
11/26	@ Central Michigan	L, 69-74
11/30	ILLINOIS-CHICAGO	L, 65-78
12/2	CHATTANOOGA	L, 68-75
12/7	@ Kent State	L, 61-76
12/15	@ Western Kentucky	L, 43-63
12/18	JACKSONVILLE	W, 74-50
12/21	NORTHERN ILLINOIS	L, 65-72
12/29	SMS* (Valley-TV)	L, 48-76

1/4	@ Southern Illinois* (WMBD)	L, 65-74
1/7	@ Northern Iowa*	L, 64-66
1/11	#16 CREIGHTON*	L, 57-76
1/15	@ SMS* (WMBD)	Tonight

'Bird Bit: Illinois State is trying to avoid its third regular season sweep to SMS, with the last occurring in 1998.

1/18	WICHITA STATE*	2:05 p.m.
1/20	@ Creighton*	7:05 p.m.
1/25	@ Evansville*	7:05 p.m.
1/29	NORTHERN IOWA*	7:05 p.m.

2/1	BRADLEY* (WMBD)	4:05 p.m.
2/4	@ Wichita State*	7:05 p.m.
2/8	INDIANA STATE* (WMBD)	2:05 p.m.
2/12	@ Bradley* (WEEK)	7:35 p.m.
2/15	DRAKE*	7:05 p.m.
2/19	EVANSVILLE*	7:05 p.m.
2/22	@ Bracket Buster (ESPN)	TBA
2/26	@ Drake*	7:05 p.m.

3/1	@ Indiana State* (WMBD)	1:05 p.m.
3/3	S. ILLINOIS* (Valley-TV)	6:05 p.m.
3/7-10	@ Missouri Valley Conference Tournament	

All times listed are CT
Home games in CAPS

*=Missouri Valley Conference game

ILLINOIS STATE MEDIA RELATIONS

Basketball SID: Todd Kober
Office Phone: 309/438-3805
Fax: 309/438-5634
Cell Phone: 309/310-7112
Home Phone: 309/454-3048
E-mail: gtkober@ilstu.edu

www.redbirds.org

REDBIRD ARENA TICKET OFFICE
309/438-8000

13 GAME



ILLINOIS STATE REDBIRDS (1-11, 0-4)

AT

SMS BEARS (6-6, 3-1)



Wednesday, January 15, 2003 • 7:05 p.m. CST
Hammons Center (8,846) • Springfield, Mo.

THE GAME

The Probable Starters:

ILLINOIS STATE REDBIRDS (1-11, 0-4)

						ppg	rpg	apg
F 2	Gregg Alexander	6-4	195	So.-1L	Lincoln, Ill.	10.9	2.1	0.9
F 21	Marcus Arnold	6-8	225	Fr.-HS	Chicago, Ill.	9.3	3.6	0.8*
C 23	Baboucarr Bojang	6-9	205	Sr.-1L	Greenville, S.C.	7.5	4.8	0.7*
G 3	Dana Ford	6-4	185	Fr.-HS	Tamms, Ill.	2.8	2.9	0.8
G 11	Vince Greene	5-9	160	So.-1L	Chicago, Ill.	9.9	2.2	4.6

SMS BEARS (6-6, 3-1)

F 5	Tamarr Maclin	6-7	260	So.-1L	St. Louis, Mo.	5.2	5.0	0.4*
F 30	Kellen Easley	6-6	188	Fr.-HS	Joliet, Ill.	4.6	2.5	0.7
C 25	Monwell Randle	6-8	215	Jr.-2L	Country Club Hills, Ill.	12.0	7.4	1.0*
G 1	Merrill Andrews	6-0	173	Jr.-TR	Ardmore, Okla.	6.9	2.5	2.4
G 15	Terrance McGee	6-0	180	Sr.-1L	Milwaukee, Wis.	14.7	3.2	4.7

NOTE - (*) indicates blocks per game.

About The Game: Tonight's participants last met only 18 days ago that resulted in a 28-point loss for Illinois State in Redbird Arena, the worse-ever home defeat. Since they last met, the Redbirds have lost three games and are riding a five-game losing streak. The Bears went 2-1 with a couple of wins over Bradley and at Drake, but are coming off of a four-point loss at Wichita State. It is also the first of three games in six days for the Redbirds.

Series History: This is the 40th meeting between the two schools and Illinois State holds a 24-15 advantage.

Last Meeting: Vince Greene and Marcus Arnold each scored 14 points, but Illinois State suffered its worst defeat ever in Redbird Arena falling 76-48 to Southwest Missouri State in the Missouri Valley Conference opener for both teams. ISU shot only 37 percent (15-of-41) from the field in the game and Greene and Arnold were the only two Redbirds in double figures. The Birds were outrebounded 33-18 and committed 18 turnovers. Terrance McGee led the Bears with 17 points and five assists, while Merrill Andrews contributed 13 points.

On the Air: John Fitzgerald, play-by-play; Mike Matthews, color; Bruce Evans, sideline (home only) and Tim Fisher, studio host. Affiliates: WJBC (AM 1230/Bloomington), flagship; WZOE (AM 1490/Princeton); WFMB (AM 1450/Springfield). All Redbird broadcasts can be heard via Internet at either sports.yahoo.com or wjbc.com. WJBC also carries Richardson's weekly call-in show, which generally airs each Thursday from 6:07-7 pm, depending on the schedule.

On the Tube: Kurt Pegler, play-by-play, and Matt Taphorn, color, will call the action for tonight's game, which will be broadcasted live on WMBD CBS-31.

THE COACHES

Tom Richardson (St. Xavier '77) is in his fourth season at Illinois State. He is assisted by Chad Altadonna, Lance Irvin and Kirk Sarff. Richardson is 31-32 against Valley opponents, 18-22 vs. non-conference foes, 32-16 at home, 12-32 on the road and 5-6 on neutral floors.

Barry Hinson (Oklahoma State '83) is in his fourth season at SMS. He owns a 59-48 record with the Bears and is 95-71 in his six-year career after a two-year stint at Oral Roberts.



TALE OF THE TAPE



W-L Record	1-11	6-6
ESPN/USA Today	UR	UR
AP Poll	UR	UR
Points Scored	61.0	70.2
Points Allowed	70.7	66.4
Scoring Margin	-9.7	+3.8
FG Percentage	42.4	45.6
Def. FG Percentage	49.1	42.5
3-pt. Percentage	41.9	37.4
Def. 3-pt. Percentage	41.0	36.6
FT Percentage	71.8	65.6
Offensive Rebounds	9.1	11.7
Total Rebounds	28.6	33.9
Rebounding Margin	-5.0	-0.1
Assists	11.4	11.5
Turnover Average	14.9	14.3
Turnover Margin	-0.1	+3.0
Steal Average	5.8	7.4
Block Average	2.9	3.7
Fouls	19.1	20.3

WEEKLY MEDIA CONFERENCE

All start at 3 p.m. and are located in the temporary Redbird Arena press room off of the northwest ramp near the northeast loading dock.

- Tuesday, January 14
- Tuesday, January 21
- Tuesday, January 28
- Wednesday, February 5
- Tuesday, February 11
- Tuesday, February 18
- Tuesday, February 25
- Tuesday, March 4

WHAT'S BACK

Here's a look at what Illinois State returns heading into the 2002-03 season by percentage in key statistical categories ...

Scoring	49.5%
Three-Point Field Goals	49.4%
Rebounding	63.2%
Assists	42.4%
Steals	56.5%
Blocks	55.2%
Minutes	51.6%

VALLEY TELECONFERENCE

Teleconferences with The Valley men's basketball head coaches will be conducted each Tuesday, with the men's briefings beginning on a weekly basis in December. To participate in either conference briefing, call 913/981-5509. The first men's teleconference begins at 10 a.m. CST on **Tuesday, December 3**. Head coach **Tom Richardson** will be available at 10:25 a.m. during the teleconference.

About the SMS Bears

- Southwest Missouri State is located in Springfield, Mo., and enrolls 20,497 students. The Bears are members of the Missouri Valley Conference.
- The Bears own a 3-3 mark at home this season, but have won two straight at Hammons.
- Four times this season SMS has gone into overtime, including a double overtime game at Drake. The Bears own a 3-1 mark in OT games this season.
- SMS has nine players that are averaging double digit minutes this season.
- Senior Terrance McGee ranks 10th in the Valley in scoring per game with 14.7 tallies and second in assists with 4.58 per game. He is also fourth in steals with 1.75 per game.
- Reserve Jason Gilbert is second in the league in three-point field goal percentage (.579). In fact all but two of his field goal attempts have come from behind the arc.
- Junior Monwell Randle leads the team in rebounding with 7.4 per contest and ranks No. 4 in the conference. He is also No. 3 in the league in offensive rebounding
- Randle, Shelton Colwell and Tamarr Maclin have accounted for 85 of SMS' 140 offensive rebounds, or 61 percent.
- Colwell ranks second in the league in field goal percentage (.594) and is No. 4 in blocked shots with (1.25).
- SMS is 320-83 (.794) all-time at the Hammons Center, but Illinois State's six wins in Springfield, Mo., is the most by any conference school.

Thus Far, Not An Average Valley Year

Since the Redbirds joined the Valley for the 1981-82 season, Illinois State has averaged 10.3 conference wins per year. Five of those 21 campaigns were just 16-game Valley schedules, while four others included only 14 games. On average, Illinois State has finished four games over .500 in league play.

A Stumbling Start

With the 76-57 loss to Creighton, the Redbirds lost their fourth Missouri Valley Conference game in as many tries this season. The 0-4 league start is the second-slowest since Illinois State joined conference play in 1981-82. The 1999-2000 Redbirds started conference play 0-6, before winning five of their last 12.

Automatic Alexander

Through 12 games, one thing has been a stone-cold lock for the Redbirds – sophomore **Gregg Alexander** making his free throws. Alexander has gotten to the line 17 times this season and has successfully converted all of them. He ended last season with three straight makes for 20 straight at the charity stripe. Gene Jontry owns the Illinois State standard with 35 consecutive free throws.

Hey Arnold!

Freshman **Marcus Arnold** can't be seen on cable's Nickelodeon, but he has been putting on a show against Missouri Valley Conference opponents. In the first four league games of his career, Arnold scored 14 points against SMS at Redbird Arena, added 15 points at Southern Illinois, topped his career-high for the third straight game with 19 at Northern Iowa and posted 13 against Creighton. In addition to averaging a team-best 15.3 points in conference games, Arnold is shooting 25-for-46 (.543) against league foes.

A Post Pattern

Head coach **Tom Richardson** isn't looking to become an offensive coordinator for the Redbird football team, but he has called for a post pattern heading into conference play. In the first eight games, posts **Baboucar Bojang** and **Marcus Arnold** averaged 6.5 and 6.4 points per game, respectively. However, in the last four, Arnold is averaging 15.3 points per game and Bojang is hovering around the double digit mark with 9.5 points per contest.

SMS Schedule

Date	Opponent	Time/Result
11/22	NORTH TEXAS	L, 78-81
11/26	@ St. Louis	W, 72-64 (ot)
11/30	@ Kent State	L, 84-88 (ot)
12/6	SAMFORD ^A	W, 80-49
12/7	UW-MILWAUKEE ^A	L, 77-86
12/14	TULSA	L, 46-62
12/18	ARKANSAS STATE	W, 72-65 (ot)
12/21	@ SE Missouri State	L, 53-70
12/29	@ Illinois State*	W, 76-48
1/4	BRADLEY*	W, 67-45
1/8	@ Drake*	W, 74-72 (2ot)
1/11	@ Wichita State*	L, 63-67
1/15	ILLINOIS STATE*	TONIGHT
1/18	EVANSVILLE*	1:05 p.m.
1/22	UM-KANSAS CITY	7:05 p.m.
1/25	@ Northern Iowa*	7:05 p.m.
1/28	DRAKE*	7:05 p.m.
2/1	@ Indiana State*	6:05 p.m.
2/3	@ Evansville*	7:05 p.m.
2/8	SOUTHERN ILLINOIS*	7:05 p.m.
2/12	@ Creighton*	7:05 p.m.
2/15	INDIANA STATE*	7:05 p.m.
2/19	@ Southern Illinois*	7:05 p.m.
2/22	@ Bradley*	2:05 p.m.
2/26	CREIGHTON*	7:05 p.m.
3/1	WICHITA STATE*	7:05 p.m.
3/3	NORTHERN IOWA*	7:05 p.m.
3/7-10	@ Valley Tournament	

All times listed are CST
^{*} Missouri Valley Conference Game
^A SMS Pizza Hut Classic (Springfield, Mo.)



Built Ford Tough

When freshman Dana Ford pulled down a team-high and a career-best eight rebounds at Southern Illinois, he became the first Redbird guard to grab eight caroms since Tarise Bryson equalled the feat against Evansville on March 3, 2001 in the Missouri Valley Conference Tournament. Ford leads all guards and ranks fourth on the team in rebounding with 2.9 boards per game. The Tamms, Ill., native is also the team leading rebounder in league games with 4.5 rebounds per game.

Multiple Milestones

With a win at SMS, head coach Tom Richardson would register the 50th win of his coaching career. Richardson currently ranks 10th in victories at Illinois State. In addition, Baboucarr Bojang, who transferred last season from SMS-West Plains, needs only one point to score 500 for his Illinois State career.

It's Easy Being Greene

Kermit the Frog might not agree, but for point guard Vince Greene it is easy when he gets his teammates involved. Greene ranks second in The Valley in assists with 4.6 dishes per game. In his last nine games, Greene has handed out 44 assists. In addition to distributing the ball, Greene has posted double-digit scoring efforts in four of his last six games and ranks third on the team in scoring with 9.9 points per game.

Greene Means Go

Sophomore Vince Greene has had his motor running in conference play thus far this season. Through four games, Greene has only missed one three-point attempt in seven tries. His six made treys in Valley games is tied for tops on the team. In his career, Greene is shooting 19-for-38 (.500) on threes in conference play.

Consistently Inconsistent

The Redbirds have seven players that have started six or more games, but head coach Tom Richardson is still looking for a consistent scoring trend. Of the seven players, each one has scored at least nine points in a game, while also tossing in as few as three tallies in a game. The seven have also combined for 22 games where they have scored three points or less.

It's a Small World

With 6-foot-9 Baboucarr Bojang being tabbed a preseason first team All-Missouri Valley Conference selection, head coach Tom Richardson is probably surprised that his top three scorers are 6-4 or smaller. Gregg Alexander leads the team with 10.9 points per game, while Trey Guidry, a 6-2 guard, ranks second on the squad with 10.3 tallies per game. Vince Greene, a 5-9 sophomore, is third with 9.9 points per contest.

Greenbirds

Prior to this season, the 13 players currently on the Illinois State roster had combined for a total of 240 game played, or just 18.5 games per player, or roughly half of one season. Moreover, of the 13 now playing, seven had never played in an ISU game prior to this season and six had never played in a college game.

On Guard

The Redbirds, offensively, have definitely been driven by guard play so far this season. Sophomores Trey Guidry, Gregg Alexander and Vince Greene have accounted for 51 percent of Illinois State's scoring this season. The threesome has also combined for 66 treys and is shooting 42.6 percent from behind the arc.

Feeling Charitable

The Redbirds have been in a giving mood at times this season. Both sophomores Trey Guidry and Vince Greene have dished out career-high 11 assists this season. Guidry passed out the gifts at Kent State, while Greene delivered his presents against Jacksonville. Both Greene and Guidry's 11 assists were the most by a Redbird since Randy Rice's 13 dishes against Evansville on Feb. 12, 2001.

Time and the Minutes Are On Their Side

Just slightly less than 75 percent of the minutes (73.9%) logged so far this season (1,774 of a possible 2,400) are by players that have at least two years of eligibility AFTER this season. The top three minute-getters are Gregg Alexander (366), Trey Guidry (320) and Vince Greene (343) – all sophomores.

We Have a Winner

After finishing 17-14 last season, the Redbirds finished above .500 for the 29th time in 32 seasons at the

THE LAST TIME THEY MET

ISU Suffers Worst Defeat at Redbird Arena

NORMAL, Ill. – Vince Greene and Marcus Arnold each scored 14 points, but Illinois State suffered its worst defeat ever in Redbird Arena falling 76-48 to Southwest Missouri State in the Missouri Valley Conference opener for both teams.

Illinois State (1-8, 0-1 MVC) shot only 37 percent (15-of-41) from the field in the game and Greene and Arnold were the only two Redbirds in double figures. The Birds were outrebounded 33-18 and committed 18 turnovers.

SMS (4-5, 1-0 MVC) made 28 of its 47 shot attempts (60 percent) and was able to score 27 points off of Redbird turnovers. Terrance McGee led the Bears with 17 points and five assists, while Merrill Andrews contributed 13 points. Nine different players on the SMS roster scored at least three points in the game.

SMS opened the game with eight unanswered points, including two three-pointers by McGee. Greene got the Redbirds on the scoreboard with a trey at the 16:33 mark, but the Bears continued to put up the points outscoring ISU 21-7 in the game's first ten minutes.

Rebert Harris came off the bench and hit a jumper with 6:08 remaining in the first half to spark a 5-0 run for the 'Birds, but ISU could only manage free throws the rest of the way and went into halftime down, 38-18, following a 3-point bucket by Jason Gilbert as time expired.

The Redbird offense came alive in the second half scoring 10 points in the first three minutes, including six points by Arnold. However, the 'Birds could not keep the points coming and SMS went on a 10-1 run over next five minutes to give the Bears their largest lead of the game at 23 points, 52-29.

The Bears were able to extend their lead to over 30 points during the remainder of the game before sealing the 28-point victory.

SMS 76, ILLINOIS STATE 48

December 29, 2002 • Redbird Arena

Table with 8 columns: Player, Min, FG-A, FT-A, O-REB, A, PF, TP. Lists stats for SMS players: Randle, Easley, Maclin, Andrews, McGee, Colwell, Gilbert, Johnson, Smith, Fisher, Walk, and Totals.

Team Pct.: FG – .596; FT – .789

3-Pt.: 5-8, .625 (McGee 3-4, Gilbert 1-2, Johnson 0-1, Fisher 1-1)

Blocks: 3 (Randle 1, Easley 1, Smith 1)

Turnovers: 15 (Randle 3, Maclin 4, Andrews 2, Colwell 2, Gilbert 1, Fisher 2, Walk 1)

Steals: 8 (Easley 3, Andrews 3, McGee 1, Fisher 1)

Table with 8 columns: Player, Min, FG-A, FT-A, O-REB, A, PF, TP. Lists stats for ILLINOIS STATE players: Alexander, Arnold, Bojang, Greene, Guidry, Burras, Ford, Strandmark, Troc, Harris, Hill, Reid, Gillan, and Totals.

Team Pct.: FG – .366; FT – .652

3-Pt.: 3-7, .429 (Alexander 0-1, Greene 2-2, Guidry 1-3, Harris 0-1)

Blocks: 4 (Bojang 2, Harris 1, Hill 1)

Turnovers: 18 (Alexander 1, Arnold 1, Bojang 3, Greene 5, Guidry 1, Burras 1, Strandmark 2, Harris 4)

Steals: 6 (Bojang 2, Greene 1, Guidry 1, Troc 1, Harris 1)

Officials: John Higgins, Steve Morris, Bob Staffen

Attendance: 5,042

Halftime Score: SMS 38, ILLINOIS STATE 18



CHART CLIMBERS

Career 3-Point FG Leaders

1. Tarise Bryson (1999-02)	214
10. Antonio Cooper (1992-96)	93
– Gregg Alexander (2001-)	82

Career Double-Digit Rebounding Games

1. Ron deVries	60
5. Joe Galvin	23
– Baboucarr Bojang	10

Career Blocked Shots Leaders

1. LeRoy Watkins (1996-99)	143
8. Dan Muller (1994-98)	57
Hank Comley (1980-84)	57
– Andy Strandmark (1999-)	48

Career Minutes Averaged Leader

1. Tarise Bryson (1998-02)	34.1
2. Dan Muller (1994-98)	32.6
3. Gregg Alexander (2001-)	31.9
4. Michael McKenny (1981-85)	31.8

CAREER STARTS/GAMES

No.	Player	Illinois St.	
		GP	GS
1	Chris Burras	11	0
2	Gregg Alexander	43	41
3	Dana Ford	12	7
5	Andy Strandmark	98	28
10	Kevin Troc	12	1
11	Vince Greene	43	12
12	Rebert Harris	3	0
21	Marcus Arnold	12	9
23	Baboucarr Bojang	43	38
24	Trey Guidry	12	7
34	Kenneth Hill	3	0
40	Casey Reid	39	3
44	Brett Gillan	34	0

2002-03 VALLEY PRESEASON POLL

	1	2	3	4	5	6	7	8	9	10	Total
1. Creighton	25	5	–	–	–	–	–	–	–	–	290
2. S. Illinois	5	24	1	–	–	–	–	–	–	–	274
3. Wichita St.	–	–	9	15	2	3	1	–	–	–	208
4. Illinois State	–	1	11	7	7	1	3	–	–	–	205
5. Drake	–	–	8	3	9	4	3	1	2	–	178
6. Bradley	–	–	–	4	3	8	5	7	2	1	132
7. N. Iowa	–	–	–	–	–	3	9	8	5	3	118
8. SMS	–	–	1	1	3	2	8	11	4	–	116
9. Indiana St.	–	–	–	–	1	2	–	3	17	6	71
10. Evansville	–	–	–	–	1	1	2	3	2	21	53

2002-03 VALLEY STANDINGS

	MVC			OVERALL		
	W	L	PCT	W	L	PCT
1. Creighton	4	0	1.000	13	1	.929
S. Illinois	4	0	1.000	9	3	.750
3. Wichita State	3	0	1.000	8	4	.667
4. SMS	3	1	.750	6	6	.500
5. Evansville	1	2	.333	5	7	.417
Indiana State	1	2	.333	5	9	.357
7. Drake	1	3	.250	6	9	.400
Northern Iowa	1	3	.250	4	8	.3333
9. Bradley	0	3	.000	4	10	.286
10. Illinois State	0	4	.000	1	11	.083

*Through games of Jan. 12

Division I level. It was also the 'Birds' tenth winning season in the last 11 years.

If History Repeats Itself – Buy Season Tickets Now

In the 74-50 win over Jacksonville, the Redbird underclassmen accounted for 56 points of Illinois State's scoring total. The 56 tallies was the highest total by a group of Redbird sophomores and freshmen since Dec. 9, 1995, when underclassmen totaled 57 points in the Redbirds' 79-59 win over Fairleigh-Dickenson. That group included names like **Rico Hill**, **Dan Muller**, **Jamar Smiley**, **LeRoy Watkins**, **Rob Gibbons**, **Kyle Cartmill** and **Kenneth Pierson**. During the 1995-96 season this band of underclassmen didn't have a junior class, either, and eventually went on to participate in two NCAA Tournaments as upperclassmen.

96 Straight Games With a Trey on the Board ...

Illinois State heads into tonight's game with at least one made 3-pointer in 96 straight games. In fact, in the **Tom Richardson** era the Redbirds have only gone one game without a made trey on an 82-43 loss at Creighton on December 12, 1999. Since Richardson took the helm, the 'Birds have made four or more treys in 75 of 103 games.

Second Half Resistance Has Been Futile

Illinois State's 2-3 zone limited Jacksonville to 31.6 percent shooting, but against Creighton, the ISU defense was torched for a shooting percentage of 50% or better in the second half for the 11th time in 12 games. In the 11 losses, ISU foes have shot 151-for-256 in the second half – for an insuperable 59%.

Who Ya Gonna Call?

Bracket Busters! In an effort to help "mid-major" programs bust into the NCAA Tournament field, conferences from around the country have joined forces with ESPN to form – Bracket Buster Saturday on Feb. 22, 2003. The event consists of 18 teams with one predetermined match-up with Gonzaga hosting Tulsa. The rest of the games will be announced on Feb. 1, 2003, with the intention of pitting the best-possible match-ups. By the end of the season, the 'Birds will have faced six opponents that are a part of Bracket Buster Saturday.

Home	Road
Creighton (13-1)	Illinois State (1-11)
Gonzaga (11-5)	Ball State (5-8)
Illinois-Chicago (8-4)	Bowling Green (8-4)
Kent State (9-2)	Detroit (6-7)
Louisiana Tech (5-4)	Fresno State (11-2)
Marshall (8-3)	Hawaii (9-2)
Southern Illinois (9-3)	Northern Iowa (4-8)
UC-Santa Barbara (5-9)	Tulsa (9-3)
Western Kentucky (9-6)	UW-Milwaukee (12-4)

*As of January 12, 2003

Bojang One of Valley's Elite

Senior **Baboucarr Bojang** was named to the preseason all-league team at the Missouri Valley Conference's media day. Bojang claimed second-team honors in 2001-02 and joined Creighton's Kyle Korver, Drake's Luke McDonald and Southern Illinois' Kent Williams and Jermaine Dearman on the All-Valley team.

FT Five-Peat ?

With the 77.5% effort from the line last season, the Redbirds eclipsed the 70% shooting mark for a fourth-straight season. This year the Redbirds are in line to accomplish the feat with a 71.8 percentage through the first 12 games. ISU shot 72.8% from the free throw line in 2000-01, 74% in 1999-2000 and 73.5% in 1998-99. The Redbirds have not had a stretch of five-straight seasons since it bettered 70% from 1975-1979.

No Thanks, I'm Just Watching

Neil Plank transferred to ISU from Wisconsin, but cannot play for the 'Birds until the 2003-04 season. NCAA rules require that he sit out one season. In 27 games, Plank scored 25 points in 173 minutes for UW.

The Addition of Size, Size and More Size

On November 13, 2002, the Illinois State basketball team added 241 inches and 670 pounds to the program next season with the inking of **Ronnie Carlwell** (6-10, 250, Maywood, Ill • Proviso East), **Greg Dilligard** (6-8, 215, LaBelle, Mo. • Highland) and **Michael Sams** (6-7, 205, Mt. Zion, Ill. • Mt. Zion) on the first day of the early signing period. The Redbirds have one scholarship left to fill.

Redbird Flashback

Since becoming an NCAA Division I program in 1970, the Redbirds have posted a 7-2 record when playing on January 15, one of Illinois State's seven wins happened in 1972 and it is today's Redbird Flashback: **Jan. 15, 1972 • Normal, Ill. –** Doug Collins scores a then-school record 55 points in a 99-92 win over Ball State. Collins later exceeds the mark with 57 against New Orleans in 1973, and Bubbles Hawkins later drops in the current ISU standard, 58, vs. Northern Illinois in 1974. Against Ball State, Collins was the only Redbird in double-figures with Dan Witt, Clarence Weaver and Ron deVries all adding nine points. Collins was 24-for-37 from the floor and 7-for-8 on free throws.



THE LAST TIME IT HAPPENED

INDIVIDUAL

A player scored 40 points ... ILLINOIS ST. Tarise Bryson (41) at C. Michigan, 12-3-00
Opponent Anthony Roberts (48), Oral Roberts, 1-6-75
A player scored 30 points ... ILLINOIS ST. Tarise Bryson (38) at Purdue, 3-15-01
Opponent Jermaine Boyette (31), Weber St., 11-16-01
A player grabbed 20 rebounds ... ILLINOIS ST. Ron deVries (24) vs. Pacific, 1-19-74
Opponent Anthony Bonner (21), St. Louis, 2-6-90
A player grabbed 15 rebounds ... ILLINOIS ST. Babouarr Bojang (15) vs. UNI, 1-30-02
Opponent Joshua Cross (17), S. Illinois, 2-12-00
A player had a double-double ... ILLINOIS ST. Vince Greene (17p, 11a) vs. Jacksonville, 12-18-02
Opponent Jermaine Dearman (13p, 10r) at S. Illinois, 1-4-03
A player made five 3-pointers ... ILLINOIS ST. Trey Guidry (5-9) vs. Northern Illinois, 12-21-02
Opponent Todd Peterson (6-10) vs. Northern Illinois, 12-21-02
A player made 10 free throws ... ILLINOIS ST. Shedrick Ford (11-13) vs. S. Illinois, 2-16-02
Opponent Jay Bates (10-12) vs. Northern Illinois, 12-21-02
A player had 15 free throw attempts ... ILLINOIS ST. Tarise Bryson (12-15) at Purdue, 3-14-01
Opponent Aaron Thomas (14-15), Drake, 1-17-00
A player had 10 assists ... ILLINOIS ST. Vince Greene (11) vs. Jacksonville, 12-18-02
Opponent Patrick Sparks (10) at Western Kentucky, 12-15-02
A player had five steals ... ILLINOIS ST. Randy Rice (6), vs. Wichita State, 1-7-02
Opponent Jerry Green (5), UC-Irvine, 11-23-01
A player blocked five shots ... ILLINOIS ST. LeRoy Watkins (5) vs. Alcorn State, 12-2-98
Opponent Caleb Halcomb (5) at Western Kentucky, 12-15-02

TEAM

A team scored 100 points ... ILLINOIS ST. vs. Southern Illinois (105), 1-10-98
Opponent vs. Oklahoma (112), 12-28-90
A team made 35 field goals ... ILLINOIS ST. at Southern Illinois (35-53), 2-28-98
Opponent vs. UT-San Antonio (35-65), 12-17-00
A team had 75 field goal attempts ... ILLINOIS ST. vs. Lewis (78), 12-2-92
Opponent vs. Akron (27-80), 11-20-98
A team shot 50 percent from the field ... ILLINOIS ST. vs. Jacksonville (.500, 30-60), 12-18-02
Opponent vs. Creighton (.600, 30-50), 1-11-03
A team made 10 3-point field goals ... ILLINOIS ST. vs. Illinois-Chicago (.435, 10-23), 11-30-02
Opponent vs. Northern Illinois (.550, 11-20), 12-21-02
A team had 25 3-point field goal attempts ... ILLINOIS ST. at Drake (8-27), 1-10-02
Opponent vs. Jacksonville (10-31), 12-18-02
A team shot 50 percent on 3-pointers ... ILLINOIS ST. vs. Creighton (.500, 6-12), 1-11-03
Opponent at Southern Illinois (.500, 4-8), 1-4-03
A team made 30 free throws ... ILLINOIS ST. vs. UT-San Antonio (34-42), 12-17-01
Opponent at Drake (37-52), 1-17-01
A team had 25 assists ... ILLINOIS ST. vs. Hofstra (25), 11-25-01
Opponent na
A team had 15 steals ... ILLINOIS ST. vs. Weber State (15), 11-16-01
Opponent at Creighton (18), 12-12-99
A team had blocked 10 shots ... ILLINOIS ST. 10 vs. Evansville, 1-17-79
Opponent na

BENCH SCORING (ISU-OPP)

Table with 2 columns: Team Name and Score. Rows include Utah State (13-31), at Central Michigan (28-30), Illinois-Chicago (4-20), Chattanooga (26-8), at Kent State (7-15), at Western Kentucky (13-15), Jacksonville (27-13), Northern Illinois (34-31), SMS (8-24), at Southern Illinois (18-22), at Northern Iowa (14-20), Creighton (3-18), at SMS, Wichita State, at Creighton, at Evansville, Northern Iowa, Bradley, at Wichita State, Indiana State, at Bradley, Drake, Evansville, at TBA, at Drake, at Indiana State, Southern Illinois, Total (195-247).

2002-03 VALLEY RANKINGS

*As of January 12

Table with 2 columns: Statistic and Rank. Rows include Scoring Offense (9th, 61.0), Scoring Defense (7th, 70.7), Scoring Margin (10th, -9.7), Free Throw Pct (2nd, 71.8), Field Goal Pct (9th, 42.4), FG Pct. Defense (10th, 49.1), 3-Point FG Pct. (2nd, 41.9), 3-Point FG Pct. Def. (8th, 41.0), Rebounding Offense (10th, 28.6), Rebounding Defense (6th, 33.6), Rebounding Margin (10th, -5.0), Blocked Shots (4th, 2.92), Assists (9th, 11.42), Steals (7th, 5.83), Turnover Margin (6th, -0.08), Assist/Turnover Ratio (10th, 0.77), Offensive Rebounds (8th, 9.08), Defensive Rebounds (10th, 19.50), 3-Point Field Goals Made (6th, 5.83).

INDIVIDUAL

Table with 2 columns: Player Name and Statistic. Rows include Vince Greene (2nd, 4.58) under ASSISTS; Vince Greene (16th, 1.50) under STEALS; Vince Greene (8th, 4.59) under 3-POINT FIELD GOAL PERCENTAGE; Vince Greene (7th, 2.08) and Gregg Alexander (8th, 2.00) under 3-POINT FG MADE; Vince Greene (8th, 0.75) and Babouarr Bojang (19th, 0.67) under BLOCKED SHOTS; Vince Greene (8th, 1.45) under ASSIST/TURNOVER RATIO.

ILLINOIS STATE'S 2002-03 RECORD WHEN

Table with 2 columns: Record Type and Count. Rows include Overall (1-11), Missouri Valley Conference (0-4), Playing Nationally Ranked Teams (0-1), Leading at the Half (1-3), Trailing at the Half (0-8), Tied at the Half (0-0), Leading with 5:00 to Play (1-0), Trailing with 5:00 to Play (0-11), Tied with 5:00 to Play (0-0), In Overtime (0-0), ISU out-rebounds opponent (1-2), Opponents out-rebounds ISU (0-8), ISU has 15 or fewer Turnovers (1-6), ISU has fewer Turnovers than opp. (1-3), ISU shoots 50 Percent or Better (1-1), ISU shoots 40 Percent or Better (1-7), Opponents shoot less than 40 Percent (1-0), Opponents shot 40 Percent or Better (0-11), ISU shoots better than Opponent (1-3), Opponent shoots better than ISU (0-8), ISU has more FG Attempts (1-8), Opponent has more FG Attempts (0-2), ISU Shoots better than 35% on 3's (1-10), ISU Attempts more 3's (0-5), Opponents Attempt more 3's (1-6), ISU has more FT Attempts (1-1), Opponent has more FT Attempts (0-9), ISU Scores 100 or More (0-0), ISU Scores 90 or More (0-0), ISU Scores 80 or More (0-0), ISU Scores 70 or More (1-0).

Table with 2 columns: Record Type and Count. Rows include ISU Scores 60 or More (1-7), ISU Scores less than 60 (0-4), Opponent Scores 100 or More (0-0), Opponent Scores 90 or More (0-0), Opponent Scores 80 or More (0-0), Opponent Scores 70 or More (0-8), Opponent Scores 60 or More (0-11), Opponent Scores less than 60 (1-0), In Games Decided by 5 or less (0-2), In Games Decided by 6-10 Points (0-3), In Games Decided by 11-20 Points (0-5), In Games Decided by 21+ Points (1-1), Day Games (0-5), Night Games (1-6), Home Court (1-6), Away Games (0-5), Neutral Games (0-0), When ISU Scores First (0-2), When ISU Wins Tip (0-1), In November (0-2), In December (1-6), In January (0-3), In February (0-0), In March (0-0), On Sunday (0-2), On Monday (0-1), On Tuesday (0-2), On Wednesday (1-0), On Thursday (0-0), On Friday (0-0), On Saturday (0-6).



SUPERLATIVES

STARTING LINEUPS – F, F, C, G, G (10):

- Alexander, Bojang, Strandmark, Greene, Guidry (0-1)
(L) – Utah State
- Alexander, Arnold, Bojang, Troc, Greene (0-1)
(L) – at Central Michigan
- Alexander, Arnold, Strandmark, Greene, Guidry (0-2)
(L) – Illinois-Chicago, Chattanooga
- Alexander, Arnold, Bojang, Ford, Guidry (0-1)
(L) – at Kent State
- Alexander, Bojang, Strandmark, Ford, Guidry (0-1)
(L) – at Western Kentucky
- Alexander, Arnold, Strandmark, Ford, Greene (1-0)
(W) – Jacksonville
- Alexander, Bojang, Strandmark, Ford, Greene (0-1)
(L) – Northern Illinois
- Alexander, Arnold, Bojang, Greene, Guidry (0-1)
(L) – SMS
- Arnold, Bojang, Ford, Greene, Guidry (0-1)
(L) – at Southern Illinois
- Alexander, Bojang, Arnold, Greene, Ford (0-1)
(L) – at Northern Iowa, Creighton

FIRST POINTS:

Greene 3, Bojang 3, Strandmark 2, Arnold 2, Ford 1, Alexander 1

DOUBLE-DIGIT SCORERS (29):

Alexander 8, Greene 7, Guidry 6, Arnold 5, Strandmark 3, Bojang 3

DOUBLE-DIGIT REBOUNDING (1):

Bojang 1

LEADING SCORER:

Guidry 5, Greene 4, Alexander 3, Arnold 2

LEADING REBOUNDER:

Bojang 5, Strandmark 4, Burras 2, Ford 2, Alexander 1, Arnold 1

DOUBLE-DOUBLES (3):

Bojang 1, Guidry 1, Greene 1

DUNKS (3):

Reid 1, Strandmark 1, Bojang 1

FIRST SUBSTITUTION:

Strandmark 5, Bojang 3, Reid 1, Greene 1, Arnold 1, Alexander 1

CHARGES DRAWN (15):

Alexander 3, Arnold 3, Strandmark 2, Bojang 2, Burras 2, Troc 2, Ford 1

MOST MINUTES:

39, Baboucarr Bojang at Kent State, 12-7-02
 39, Vince Greene at Southern Illinois, 1-4-03
 38, Trey Guidry at Kent State, 12-7-02
 36, Gregg Alexander at Northern Iowa, 1-7-03
 36, Marcus Arnold at Southern Illinois, 1-4-03
 36, Vince Greene vs. Creighton, 1-11-03


INDIVIDUAL GAME-BY-GAME (PTS-REB-ASTS)

Opponent	Alexander	Arnold	Bojang	Burras	Ford	Gillan
Utah State	6-1-0*	9-4-0	2-5-1*	0-2-0	0-1-0	DNP
at Central Michigan	18-2-0*	4-2-0*	4-0-2*	2-4-1	0-1-0	DNP
Illinois-Chicago	12-2-0*	11-6-2*	4-4-2	0-2-0	0-1-0	DNP
Chattanooga	2-2-2*	3-2-0*	15-10-1	2-3-0	6-2-1	DNP
at Kent State	13-1-0*	6-1-0*	14-6-0*	0-0-0	6-5-1*	DNP
at Western Kentucky	18-2-3*	4-5-0	3-3-0*	0-0-0	2-0-0*	0-0-0
Jacksonville	15-5-1*	5-2-0*	8-8-1	6-2-1	2-5-1*	0-0-0
Northern Illinois	4-0-2*	9-5-1	2-5-0*	2-6-0	4-2-0*	0-0-0
SMS	0-0-0*	14-3-0*	9-1-0*	2-4-1	0-3-1	0-0-0
at Southern Illinois	18-3-1	15-4-0*	12-7-1*	DNP	2-8-2*	DNP
at Northern Iowa	12-5-2*	19-3-2*	8-5-0*	0-1-0	9-5-3*	DNP
#16 Creighton	13-2-0*	13-6-0*	9-3-1*	3-1-0	2-2-0*	DNP
at SMS						
Wichita State						
at Creighton						
at Evansville						
Northern Iowa						
Bradley						
at Wichita State						
Indiana State						
at Bradley						
Drake						
Evansville						
at TBA						
at Drake						
at Indiana State						
Southern Illinois						

Opponent	Greene	Guidry	Harris	Hill	Reid	Strandmark	Troc
Utah State	10-3-3*	20-2-1*	DNP	DNP	2-1-1	2-2-1*	2-4-5
at Central Michigan	13-2-5*	7-2-0	DNP	DNP	8-0-0	11-7-1	2-4-1*
Illinois-Chicago	14-3-6*	14-0-3*	DNP	DNP	0-0-0	10-8-1*	0-1-0
Chattanooga	0-0-8*	26-1-0*	DNP	DNP	0-0-0	11-5-0*	3-0-2
at Kent State	3-1-3	15-4-11*	DNP	DNP	0-0-0	4-4-1	0-0-0
at Western Kentucky	6-4-3	5-4-1*	0-0-0	2-1-0	0-0-1	2-9-1*	1-2-0
Jacksonville	17-5-11*	3-2-2	0-0-0	0-1-0	2-3-0	8-2-1*	8-2-2
Northern Illinois	16-1-1*	19-2-1	DNP	DNP	DNP	5-6-0*	4-0-1
SMS	14-3-0*	3-1-0*	2-0-0	0-0-0	0-0-0	4-3-0	0-1-0
at Southern Illinois	7-1-4*	11-1-4*	DNP	DNP	DNP	0-1-0	0-0-0
at Northern Iowa	2-3-3*	0-2-0	DNP	DNP	DNP	7-4-0	7-3-1
#16 Creighton	17-3-7*	0-1-1	DNP	DNP	DNP	0-5-1	0-0-0
at SMS							
Wichita State							
at Creighton							
at Evansville							
Northern Iowa							
Bradley							
at Wichita State							
Indiana State							
at Bradley							
Drake							
Evansville							
at TBA							
at Drake							
at Indiana State							
Southern Illinois							



In remembrance of former Illinois State director of athletics and coach Milt Weisbecker, who passed away in 2002, the Redbird men's basketball team will be wearing patches on its uniforms this season.



2 • Gregg Alexander



Sophomore • 6-4 • 195 • Guard/Forward • Lincoln, Ill. (Lincoln)

2002-03 GAME-BY-GAME STATISTICS

Opponent	M	FG-A	3FG-A	FT-A	R	PF	A	TO	BLK	S	TP
Utah State	27	2-6	2-5	0-0	1	3	0	2	0	2	6
at Central Michigan	33	7-11	4-6	0-0	2	3	0	2	0	1	18
Illinois-Chicago	29	4-9	4-8	0-0	2	0	0	5	0	0	12
Chattanooga	27	1-7	0-2	0-0	2	3	2	0	0	0	2
at Kent State	31	4-7	3-4	2-2	1	1	0	4	0	1	13
at Western Kentucky	33	7-14	2-6	2-2	2	1	3	2	0	1	18
Jacksonville	32	5-7	3-4	2-2	5	0	1	0	0	2	15
Northern Illinois	35	1-10	0-6	2-2	0	5	2	1	1	0	4
SMS*	22	0-3	0-1	0-0	0	1	0	1	0	0	0
at Southern Illinois*	26	7-16	2-8	2-2	3	4	1	1	0	0	18
at Northern Iowa*	36	3-8	2-3	4-4	5	0	2	2	0	3	12
Creighton*	35	4-9	2-5	3-3	2	2	0	4	0	1	13
at SMS*											
Wichita State*											
at Creighton*											
at Evansville*											
Northern Iowa*											
Bradley*											
at Wichita State*											
Indiana State*											
at Bradley*											
Drake*											
Evansville*											
at TBA											
at Drake*											
at Indiana State*											
Southern Illinois*											

UPDATED PLAYER NOTES

- For the third time this season, scored 18 points at Southern Illinois after not getting the starting nod for the first time this season.
- Has scored double-figures in six of 10 games this season.
- Posted a game-high 18 points at Central Michigan on 4-for-6 shooting on treys. It marked the fifth time in his career that he made four or more threes in a game.
- Seven points and three boards against EA Sports.
- Had eight points, four steals and three rebounds in exhibition against SIU-Edwardsville. Shot 3-for-6 from the field, including 2-of-3 from 3-point range.
- Posted three points in the Red-White scrimmage.

* Missouri Valley Conference game

ALEXANDER'S CAREER HIGHS

Points	24 vs. Hofstra, 11-25-01
Rebounds	7, twice
Assists	4, twice
Steals	4 at Chattanooga, 12-15-01
Blocks	1 vs. Northern Illinois, 12-21-02
Minutes	42 vs. Hofstra, 11-25-01

ALEXANDER'S SEASON HIGHS

Points	18, three times
Rebounds	5, twice
Assists	3 at Western Kentucky, 12-15-02
Steals	3 at Northern Iowa, 1-7-03
Blocks	1 vs. Northern Illinois, 12-21-02
Minutes	36 at Northern Iowa, 1-7-03

ALEXANDER'S CAREER STATISTICS


YEAR	G-GS	MIN	FG-FGA	PCT	3FG-FGA	PCT	FT-FTA	PCT	O-D	REB	AVG	AST	TO	BLK	STL	TP	AVG
01-02	31-30	1004	112-254	.441	58-148	.392	28-37	.757	22-78	100	3.2	64	37	0	40	310	10.0
02-03	12-11	366	45-107	.421	24-58	.414	17-17	1.000	7-18	25	2.1	11	24	1	11	131	10.9
Total	43-41	1370	157-361	.435	82-206	.398	45-54	.833	29-96	125	2.9	75	61	1	51	441	10.3

ALEXANDER'S MISSOURI VALLEY CONFERENCE STATISTICS

YEAR	G-GS	MIN	FG-FGA	PCT	3FG-FGA	PCT	FT-FTA	PCT	O-D	REB	AVG	AST	TO	BLK	STL	TP	AVG
01-02	18-17	602	68-152	.447	37-88	.420	14-18	.778	11-46	57	3.2	33	29	0	21	187	10.4
02-03	4-3	119	14-36	.389	6-17	.353	9-9	1.000	4-6	10	2.5	3	8	0	4	43	10.8
Total	22-20	721	82-188	.436	43-105	.410	23-27	.852	15-52	67	3.0	36	37	0	25	230	10.5

ALEXANDER vs. SMS

G-GS	MIN	FG-FGA	PCT	3FG-FGA	PCT	FT-FTA	PCT	REB	AVG	AST	BLK	STL	TP	AVG
3-3	90	8-22	.364	5-11	.455	0-0	.000	6	2.0	5	0	3	6	2.0



21 • Marcus Arnold



Freshman • 6-8 • 225 • Forward • Chicago, Ill. (Morgan Park)

2002-03 GAME-BY-GAME STATISTICS

Opponent	M	FG-A	3FG-A	FT-A	R	PF	A	TO	BLK	S	TP
Utah State	20	4-7	0-0	1-4	4	1	0	1	0	0	9
at Central Michigan	22	2-4	0-0	0-0	2	3	0	1	0	0	4
Illinois-Chicago	25	4-7	0-0	3-4	6	4	2	1	4	0	11
Chattanooga	11	1-1	0-0	1-2	2	3	0	1	1	0	3
at Kent State	22	3-5	0-0	0-0	1	3	0	1	0	0	6
at Western Kentucky	15	2-3	0-0	0-0	5	4	0	1	1	0	4
Jacksonville	18	2-8	0-0	1-1	2	3	0	0	1	0	5
Northern Illinois	22	4-7	0-0	1-3	5	3	1	2	1	0	9
SMS*	23	4-6	0-0	6-9	3	4	0	1	0	0	14
at Southern Illinois*	36	7-11	0-0	1-1	4	5	0	1	1	0	15
at Northern Iowa*	31	9-18	0-0	1-2	3	2	2	0	0	0	19
Creighton*	30	5-11	0-0	3-3	1-6	4	0	1	0	0	13
at SMS*											
Wichita State*											
at Creighton*											
at Evansville*											
Northern Iowa*											
Bradley*											
at Wichita State*											
Indiana State*											
at Bradley*											
Drake*											
Evansville*											
at TBA											
at Drake*											
at Indiana State*											
Southern Illinois*											

* Missouri Valley Conference game

ARNOLD'S CAREER HIGHS

Points	19 at Northern Iowa, 1-7-03
Rebounds	6, twice
Assists	2, twice
Steals	0
Blocks	4 vs. Illinois-Chicago, 11-30-02
Minutes	36 at Southern Illinois, 1-4-03

ARNOLD'S SEASON HIGHS

Points	19 at Northern Iowa, 1-7-03
Rebounds	6, twice
Assists	2, twice
Steals	0
Blocks	4 vs. Illinois-Chicago, 11-30-02
Minutes	36 at Southern Illinois, 1-4-03

ARNOLD'S CAREER STATISTICS

YEAR	G-GS	MIN	FG-FGA	PCT	3FG-FGA	PCT	FT-FTA	PCT	O-D	REB	AVG	AST	TO	BLK	STL	TP	AVG
02-03	12-9	275	47-88	.534	0-0	.000	18-29	.621	18-25	43	3.6	5	11	9	0	112	9.3

ARNOLD'S MISSOURI VALLEY CONFERENCE STATISTICS

YEAR	G-GS	MIN	FG-FGA	PCT	3FG-FGA	PCT	FT-FTA	PCT	O-D	REB	AVG	AST	TO	BLK	STL	TP	AVG
02-03	4-4	120	25-46	.543	0-0	.000	11-15	.733	6-10	16	4.0	2	3	1	0	61	15.3

ARNOLD vs. SMS

G-GS	MIN	FG-FGA	PCT	3FG-FGA	PCT	FT-FTA	PCT	REB	AVG	AST	BLK	STL	TP	AVG
1-1	23	4-6	.667	0-0	.000	6-9	.667	3	3.0	0	0	0	14	14.0

UPDATED PLAYER NOTES

- Has gone four straight games with double figure scoring, including a career-high 19 at Northern Iowa.
- Scored nine points in his collegiate debut against Utah State.
- In 15 minutes, recorded four points and two boards against EA Sports.
- Saw 19 minutes of action in the first exhibition against SIU-Edwardsville. Finished with six points on 3-for-5 shooting with one rebound and a block.
- Dumped in six points in the Red-White scrimmage.



23 • Baboucarr Bojang



Senior • 6-9 • 205 • Forward • Greenville, S.C. (Wade Hampton/SMS-West Plains)

2002-03 GAME-BY-GAME STATISTICS

Opponent	M	FG-A	3FG-A	FT-A	R	PF	A	TO	BLK	S	TP
Utah State	29	1-4	0-0	0-2	5	3	1	2	0	0	2
at Central Michigan	21	2-5	0-0	0-0	0	5	2	1	0	0	4
Illinois-Chicago	27	0-6	0-0	4-5	4	3	2	3	1	1	4
Chattanooga	30	4-10	0-0	7-8	10	1	1	3	1	0	15
at Kent State	39	6-15	0-0	2-2	6	4	0	2	0	1	14
at Western Kentucky	17	1-4	0-0	1-2	3	2	0	0	1	1	3
Jacksonville	29	3-8	0-0	2-2	8	3	1	2	1	2	8
Northern Illinois	14	0-0	0-0	2-4	5	5	0	3	1	0	2
SMS*	25	2-4	0-0	5-6	1	0	0	3	2	2	9
at Southern Illinois*	32	3-6	0-0	6-8	7	4	1	2	0	0	12
at Northern Iowa*	27	4-6	0-0	0-0	5	5	0	1	0	1	8
Creighton*	27	4-10	0-0	1-1	3	2	1	1	1	1	9
at SMS*											
Wichita State*											
at Creighton*											
at Evansville*											
Northern Iowa*											
Bradley*											
at Wichita State*											
Indiana State*											
at Bradley*											
Drake*											
Evansville*											
at TBA											
at Drake*											
at Indiana State*											
Southern Illinois*											

* Missouri Valley Conference game

UPDATED PLAYER NOTES

- Has had one double-digit scoring game in the last five.
- Left the Western Kentucky game early in the second half with a mild concussion and didn't return after crashing to the floor going for an offensive rebound.
- Had his first double-double of the season with 15 points and 10 rebounds against Chattanooga.
- Has been battling tendonitis in his right hand that has limited his shooting touch.
- Posted his first career game without a rebound at Central Michigan and his first without a field goal against Illinois-Chicago.
- Tallied a double-double against EA Sports with 15 points and 10 rebounds.
- Finished with 14 points on 6-for-8 shooting along with six boards against SIU-Edwardsville.
- Named to the Preseason All-Missouri Valley Conference Team.
- Posted nine points in the Red-White game.

BOJANG'S CAREER HIGHS

Points	26 at Chattanooga, 12-15-01
Rebounds	15 vs. Northern Iowa, 1-30-02
Assists	4 vs. Evansville, 2-13-02
Steals	4, twice
Blocks	4 vs. Northern Iowa, 1-30-02
Minutes	39, twice

BOJANG'S SEASON HIGHS

Points	15 vs. Chattanooga, 12-2-02
Rebounds	10 vs. Chattanooga, 12-2-02
Assists	2, twice
Steals	2, twice
Blocks	2 vs. SMS, 12-29-02
Minutes	39 at Kent State, 12-7-02

BOJANG'S CAREER STATISTICS


YEAR	G-GS	MIN	FG-FGA	PCT	3FG-FGA	PCT	FT-FTA	PCT	O-D	REB	AVG	AST	TO	BLK	STL	TP	AVG
01-02	31-29	971	158-339	.466	0-0	.000	93-128	.727	75-162	237	7.6	29	74	9	30	409	13.2
02-03	12-9	317	30-78	.385	0-0	.000	30-40	.750	21-36	57	4.8	9	23	8	9	90	7.5
Total	43-38	1288	188-417	.451	0-0	.000	123-168	.732	96-198	294	6.8	38	97	17	39	499	11.6

BOJANG'S MISSOURI VALLEY CONFERENCE STATISTICS

YEAR	G-GS	MIN	FG-FGA	PCT	3FG-FGA	PCT	FT-FTA	PCT	O-D	REB	AVG	AST	TO	BLK	STL	TP	AVG
01-02	18-16	566	85-193	.440	0-0	.000	55-70	.786	40-101	141	7.8	21	46	8	15	225	12.5
02-03	4-4	111	13-26	.500	0-0	.000	12-15	.800	8-8	16	4.0	2	7	3	4	38	9.5
Total	22-20	677	98-219	.447	0-0	.000	67-85	.788	48-109	157	7.1	23	53	11	19	263	12.0

BOJANG vs. SMS

G-GS	MIN	FG-FGA	PCT	3FG-FGA	PCT	FT-FTA	PCT	REB	AVG	AST	BLK	STL	TP	AVG
3-3	86	9-23	.391	0-0	.000	9-12	.750	13	4.3	1	2	2	27	9.0



1 • Chris Burras

Freshman • 6-5 • 210 • Forward • Chicago, Ill. (Leo)



2002-03 GAME-BY-GAME STATISTICS

Opponent	M	FG-A	3FG-A	FT-A	R	PF	A	TO	BLK	S	TP
Utah State	6	0-1	0-0	0-0	2	1	0	0	0	0	0
at Central Michigan	9	1-3	0-0	0-0	4	3	1	2	0	1	2
Illinois-Chicago	6	0-1	0-0	0-0	2	0	1	0	0	0	0
Chattanooga	13	1-7	0-0	0-0	3	2	0	1	0	0	2
at Kent State	1	0-0	0-0	0-0	0	0	0	0	0	0	0
at Western Kentucky	13	0-4	0-0	0-0	0	2	0	2	0	0	0
Jacksonville	9	3-4	0-0	0-0	2	1	1	0	0	1	6
Northern Illinois	15	1-1	0-0	0-0	6	3	0	0	0	2	2
SMS*	21	0-1	0-0	2-6	4	2	1	1	0	0	2
at Southern Illinois*					Did Not Play						
at Northern Iowa*	4	0-1	0-1	0-0	1	1	0	0	0	0	0
Creighton*	8	1-3	1-1	0-0	1	3	0	2	0	0	3
at SMS*											
Wichita State*											
at Creighton*											
at Evansville*											
Northern Iowa*											
Bradley*											
at Wichita State*											
Indiana State*											
at Bradley*											
Drake*											
Evansville*											
at TBA											
at Drake*											
at Indiana State*											
Southern Illinois*											

* Missouri Valley Conference game

UPDATED PLAYER NOTES

- Hit his first career three-pointer against Creighton.
- Posted a career-best six rebounds against Northern Illinois. Now has 19 boards on the season, including nine offensive rebounds.
- Collected two points and four boards at Central Michigan in nine minutes.
- Posted five points and five rebounds against EA Sports.
- Scored 10 points in the Red-White scrimmage.
- Came off the bench to score 12 points in the 'Birds exhibition win over SIU-Edwardsville. Added two steals and two assists in 20 minutes.

BURRAS' CAREER HIGHS

Points	6 vs. Jacksonville, 12-18-02
Rebounds	6 vs. Northern Illinois, 12-21-02
Assists	1, three times
Steals	2 vs. Northern Illinois, 12-21-02
Blocks	None
Minutes	21 vs. SMS, 12-29-02

BURRAS' SEASON HIGHS

Points	6 vs. Jacksonville, 12-18-02
Rebounds	6 vs. Northern Illinois, 12-21-02
Assists	1, three times
Steals	2 vs. Northern Illinois, 12-21-02
Blocks	None
Minutes	21 vs. SMS, 12-29-02

BURRAS' CAREER STATISTICS


YEAR	G-GS	MIN	FG-FGA	PCT	3FG-FGA	PCT	FT-FTA	PCT	O-D	REB	AVG	AST	TO	BLK	STL	TP	AVG
02-03	11-0	105	7-26	.269	1-2	.500	2-6	.333	10-15	25	2.3	3	9	0	4	17	1.5

BURRAS' MISSOURI VALLEY CONFERENCE STATISTICS

YEAR	G-GS	MIN	FG-FGA	PCT	3FG-FGA	PCT	FT-FTA	PCT	O-D	REB	AVG	AST	TO	BLK	STL	TP	AVG
02-03	3-0	33	1-5	.200	1-2	.500	2-6	.333	1-5	6	2.0	1	3	0	0	5	1.7

BURRAS vs. SMS

G-GS	MIN	FG-FGA	PCT	3FG-FGA	PCT	FT-FTA	PCT	REB	AVG	AST	BLK	STL	TP	AVG
1-0	21	0-1	.000	0-0	.000	2-6	.333	4	4.0	1	10	0	2	2.0



3• Dana Ford

Freshman • 6-4 • 185 • Guard • Tamms, Ill. (Egyptian)



2002-03 GAME-BY-GAME STATISTICS

Opponent	M	FG-A	3FG-A	FT-A	R	PF	A	TO	BLK	S	TP
Utah State	4	0-0	0-0	0-0	1	0	0	1	0	0	0
at Central Michigan	1	0-0	0-0	0-0	1	1	0	0	0	0	0
Illinois-Chicago	8	0-1	0-0	0-0	1	1	0	0	0	0	0
Chattanooga	17	3-4	0-0	0-1	2	2	1	1	2	2	6
at Kent State	30	3-5	0-0	0-0	5	1	1	1	0	0	6
at Western Kentucky	22	1-3	0-1	0-0	0	0	0	1	0	1	2
Jacksonville	18	1-4	0-0	0-2	5	0	1	1	0	0	2
Northern Illinois	13	2-4	0-0	0-0	2	1	0	2	0	1	4
SMS*	19	0-5	0-0	0-0	3	2	1	0	0	0	0
at Southern Illinois*	31	1-3	0-0	0-0	8	2	2	0	0	3	2
at Northern Iowa*	31	4-5	1-1	0-0	5	3	3	2	1	1	9
Creighton*	22	1-5	0-0	0-0	2	3	0	4	0	0	2
at SMS*											
Wichita State*											
at Creighton*											
at Evansville*											
Northern Iowa*											
Bradley*											
at Wichita State*											
Indiana State*											
at Bradley*											
Drake*											
Evansville*											
at TBA											
at Drake*											
at Indiana State*											
Southern Illinois*											

* Missouri Valley Conference game

UPDATED PLAYER NOTES

- Scored a career-high nine points on 4-for-5 shooting at Northern Iowa.
- Returned to the starting line-up at Southern Illinois and posted a career-best eight boards.
- Saw eight minutes of action against EA Sports without a point. Added one board, one assist and one steal.
- Started at guard in the exhibition game against SIU-Edwardsville and finished with four points, six rebounds and five assists.
- Tossed in six points in the annual Red-White game.

FORD'S CAREER HIGHS

Points	9 at Northern Iowa, 1-7-03
Rebounds	8 at Southern Illinois, 1-4-03
Assists	3 at Northern Iowa, 1-7-03
Steals	3 at Southern Illinois, 1-4-03
Blocks	2 vs. Chattanooga, 12-2-02
Minutes	31, twice

FORD'S SEASON HIGHS

Points	9 at Northern Iowa, 1-7-03
Rebounds	8 at Southern Illinois, 1-4-03
Assists	3 at Northern Iowa, 1-7-03
Steals	3 at Southern Illinois, 1-4-03
Blocks	2 vs. Chattanooga, 12-2-02
Minutes	31, twice

FORD'S CAREER STATISTICS


YEAR	G-GS	MIN	FG-FGA	PCT	3FG-FGA	PCT	FT-FTA	PCT	O-D	REB	AVG	AST	TO	BLK	STL	TP	AVG
02-03	112-7	216	16-39	.410	1-2	.500	0-3	.000	11-24	35	2.9	9	13	3	8	33	2.8

FORD'S MISSOURI VALLEY CONFERENCE STATISTICS

YEAR	G-GS	MIN	FG-FGA	PCT	3FG-FGA	PCT	FT-FTA	PCT	O-D	REB	AVG	AST	TO	BLK	STL	TP	AVG
02-03	4-3	103	6-18	.333	1-1	1.000	0-0	.000	4-14	18	4.5	6	6	1	4	13	3.3

FORD vs. SMS

G-GS	MIN	FG-FGA	PCT	3FG-FGA	PCT	FT-FTA	PCT	REB	AVG	AST	BLK	STL	TP	AVG
1-0	19	0-5	.000	0-0	.000	0-0	.000	3	3.0	1	0	0	0	0.0



44 • Brett Gillan



Senior • 6-4 • 190 • Guard/Forward • Normal, Ill. (Normal Community)

2002-03 GAME-BY-GAME STATISTICS

Opponent	M	FG-A	3FG-A	FT-A	R	PF	A	TO	BLK	S	TP
Utah State											
at Central Michigan											
Illinois-Chicago											
Chattanooga											
at Kent State											
at Western Kentucky	2	0-0	0-0	0-0	0	0	0	1	0	1	0
Jacksonville	0+	0-0	0-0	0-0	0	0	0	0	0	0	0
Northern Illinois	0+	0-0	0-0	0-0	0	0	0	1	0	0	0
SMS*	3	0-0	0-0	0-0	0	0	0	0	0	0	0
at Southern Illinois*											
at Northern Iowa*											
Creighton*											
at SMS*											
Wichita State*											
at Creighton*											
at Evansville*											
Northern Iowa*											
Bradley*											
at Wichita State*											
Indiana State*											
at Bradley*											
Drake*											
Evansville*											
at TBA											
at Drake*											
at Indiana State*											
Southern Illinois*											

* Missouri Valley Conference game

UPDATED PLAYER NOTES

- Played five minutes against SIU-Edwardsville and was 0-for-1 from the floor with one assist.
- Didn't score in the Red-White scrimmage.

GILLAN'S CAREER HIGHS

Points	2, three times
Rebounds	1, five times
Assists	1 vs. Creighton, 1-2-02
Steals	1 at Western Kentucky, 12-15-02
Blocks	None
Minutes	4, twice

GILLAN'S SEASON HIGHS

Points	0
Rebounds	0
Assists	0
Steals	1 at Western Kentucky, 12-15-02
Blocks	0
Minutes	3 vs. SMS, 12-29-02

GILLAN'S CAREER STATISTICS


YEAR	G-GS	MIN	FG-FGA	PCT	3FG-FGA	PCT	FT-FTA	PCT	O-D	REB	AVG	AST	TO	BLK	STL	TP	AVG
99-00	8-0	9	1-1	1.000	0-0	.000	0-0	.000	0-1	1	0.1	0	0	0	0	2	0.3
00-01	14-0	20	2-4	.500	0-2	.000	0-0	.000	0-2	2	0.1	1	1	0	0	4	0.3
01-02	8-0	15	0-0	.000	0-0	.000	0-0	.000	0-2	2	0.3	1	1	0	0	0	0.0
02-03	4-0	5	0-0	.000	0-0	.000	0-0	.000	0-0	0	0.0	0	2	0	1	0	0.0
Total	34-0	49	3-5	.600	0-2	.000	0-0	.000	0-5	5	0.1	2	4	0	1	6	0.2

GILLAN'S MISSOURI VALLEY CONFERENCE STATISTICS

YEAR	G-GS	MIN	FG-FGA	PCT	3FG-FGA	PCT	FT-FTA	PCT	O-D	REB	AVG	AST	TO	BLK	STL	TP	AVG
99-00	5-0	5	1-1	1.000	0-0	.000	0-0	.000	0-1	1	0.2	0	0	0	0	2	0.4
00-01	6-0	8	0-1	.000	0-1	.000	0-0	.000	0-1	1	0.2	0	1	0	0	0	0.0
01-02	4-0	9	0-0	.000	0-0	.000	0-0	.000	0-1	1	0.3	1	0	0	0	0	0.0
02-03	1-0	3	0-0	.000	0-0	.000	0-0	.000	0-0	0	0.0	0	0	0	0	0	0.0
Total	16-0	25	1-2	.500	0-1	.000	0-0	.000	0-3	3	0.2	1	1	0	0	2	0.1

GILLAN vs. SMS

G-GS	MIN	FG-FGA	PCT	3FG-FGA	PCT	FT-FTA	PCT	REB	AVG	AST	BLK	STL	TP	AVG
1-0	3	0-0	.000	0-0	.000	0-0	.000	0	0.0	0	0	0	0	0.0



11 • Vince Greene

Sophomore • 5-9 • 160 • Guard • Chicago, Ill. (Brother Rice)



2002-03 GAME-BY-GAME STATISTICS

Opponent	M	FG-A	3FG-A	FT-A	R	PF	A	TO	BLK	S	TP
Utah State	33	4-12	2-6	0-0	3	2	3	4	0	0	10
at Central Michigan	27	5-9	1-2	2-2	2	0	5	7	0	1	13
Illinois-Chicago	28	5-9	2-3	2-2	3	5	6	1	0	1	14
Chattanooga	33	0-8	0-4	0-0	0	1	8	1	0	1	0
at Kent State	17	1-2	1-1	0-0	1	0	3	2	0	2	3
at Western Kentucky	21	2-6	0-2	2-2	4	1	3	3	0	2	6
Jacksonville	34	6-11	3-6	2-2	5	2	11	2	0	1	17
Northern Illinois	34	5-9	2-6	4-4	1	3	1	3	0	4	16
SMS*	23	5-6	2-2	2-2	0	1	1	5	0	1	14
at Southern Illinois*	39	3-8	1-2	0-1	0-1	2	4	4	0	1	7
at Northern Iowa*	19	1-2	0-0	0-0	3	2	3	4	0	0	2
Creighton*	36	5-5	3-3	4-5	3	3	7	2	0	4	17

UPDATED PLAYER NOTES

- Shot a perfect 5-for-5 from the floor en route to his team-high 17 points against Creighton
- Missed his first free throw of the season and only the seventh of his career at Southern Illinois.
- Has 13 double-figure games in his career.
- Against Jacksonville, had a career night with 17 points, 11 assists and five rebounds.
- Led the 'Birds in scoring with 16 points against EA Sports, on 3-for-4 shooting on 3-pointers.
- Poured in a game-high 26 points against SIU-Edwardsville and was 6-for-7 on treys. Also added four assists in 27 minutes of action.
- Scored four points in the Red-White game.

- at SMS*
 - Wichita State*
 - at Creighton*
 - at Evansville*
 - Northern Iowa*
 - Bradley*
 - at Wichita State*
 - Indiana State*
 - at Bradley*
 - Drake*
 - Evansville*
 - at TBA
 - at Drake*
 - at Indiana State*
 - Southern Illinois*
- * Missouri Valley Conference game

GREENE'S CAREER HIGHS

Points	17, twice
Rebounds	5 vs. Jacksonville, 12-18-02
Assists	11 vs. Jacksonville, 12-18-02
Steals	4, twice
Blocks	0
Minutes	39 at Southern Illinois, 1-4-03

GREENE'S SEASON HIGHS

Points	17, twice
Rebounds	5 vs. Jacksonville, 12-18-02
Assists	11 vs. Jacksonville, 12-18-02
Steals	4, twice
Blocks	0
Minutes	39 at Southern Illinois, 1-4-03

GREENE'S CAREER STATISTICS


YEAR	G-GS	MIN	FG-FGA	PCT	3FG-FGA	PCT	FT-FTA	PCT	O-D	REB	AVG	AST	TO	BLK	STL	TP	AVG
01-02	31-2	472	43-123	.350	23-55	.418	36-42	.857	4-18	22	0.7	58	52	1	15	145	4.7
02-03	12-10	343	42-87	.483	17-37	.459	18-20	.900	2-24	26	2.2	55	38	0	18	119	9.9
Total	43-12	815	85-210	.405	40-92	.435	44-62	.710	6-42	48	1.1	113	90	1	33	264	6.1

GREENE'S MISSOURI VALLEY CONFERENCE STATISTICS

YEAR	G-GS	MIN	FG-FGA	PCT	3FG-FGA	PCT	FT-FTA	PCT	O-D	REB	AVG	AST	TO	BLK	STL	TP	AVG
01-02	18-0	224	20-52	.385	13-31	.419	5-6	.833	1-12	13	0.7	23	19	1	10	58	3.2
02-03	4-4	118	14-21	.667	6-7	.857	6-8	.750	0-7	7	1.8	15	15	0	6	40	10.0
Total	22-4	342	34-73	.466	19-38	.500	11-14	.786	1-19	20	0.9	38	34	1	16	98	4.5

GREENE vs. SMS

G-GS	MIN	FG-FGA	PCT	3FG-FGA	PCT	FT-FTA	PCT	REB	AVG	AST	BLK	STL	TP	AVG
3-1	46	8-13	.615	5-8	.625	2-3	.667	1	0.3	3	1	3	23	7.7



24 • Trey Guidry

Sophomore • 6-2 • 185 • Guard • Baton Rouge, La. (Central/North Carolina State)



2002-03 GAME-BY-GAME STATISTICS

Opponent	M	FG-A	3FG-A	FT-A	R	PF	A	TO	BLK	S	TP
Utah State	35	7-17	6-11	0-0	2	2	1	3	1	0	20
at Central Michigan	24	3-7	1-2	0-0	2	0	0	1	0	0	7
Illinois-Chicago	33	4-17	4-12	2-2	0	3	3	1	0	2	14
Chattanooga	32	11-15	4-5	0-0	1	4	0	2	0	1	26
at Kent State	38	7-14	1-3	0-0	4	4	11	3	0	1	15
at Western Kentucky	31	2-15	1-7	0-0	4	1	1	1	0	2	5
Jacksonville	20	1-5	0-3	1-2	2	2	2	4	0	1	3
Northern Illinois	25	7-15	5-9	0-0	2	2	1	1	1	0	19
SMS*	28	1-6	1-3	0-0	1	3	0	1	0	1	3
at Southern Illinois*	24	3-9	2-2	3-4	1	4	4	5	0	0	11
at Northern Iowa*	11	0-2	0-0	0-0	2	1	0	2	0	0	0
Creighton*	19	0-4	0-3	0-0	1	0	1	2	0	0	0

UPDATED PLAYER NOTES

- Hasn't scored a point in the last two games.
- Has converted 4 of his last 21 field goal attempts.
- Dished out a career-best 11 assists and posted his first career double-double with 15 points at Kent State.
- Tossed in a career-high 26 points against Chattanooga with a 4-for-5 effort from behind the arc.
- Poured in a team-high 20 points in the opener against Utah State with six treys.
- Played 19 minutes against EA Sports with seven points.
- His left foot was placed in a cast as a precautionary measure to heal a slight stress fracture. As a result, he did not play in the first exhibition.
- Scored a game-high 22 points in the Red-White game powered by six 3-pointers.

- Wichita State*
- at Creighton*
- at Evansville*
- Northern Iowa*
- Bradley*
- at Wichita State*
- Indiana State*
- at Bradley*
- Drake*
- Evansville*
- at TBA
- at Drake*
- at Indiana State*
- Southern Illinois*

* Missouri Valley Conference game

GUIDRY'S CAREER HIGHS

Points	26 vs. Chattanooga, 12-2-02
Rebounds	4, twice
Assists	11 at Kent State, 12-7-02
Steals	2, twice
Blocks	1, twice
Minutes	38 at Kent State, 12-7-02

GUIDRY'S SEASON HIGHS

Points	26 vs. Chattanooga, 12-2-02
Rebounds	4, twice
Assists	11 at Kent State, 12-7-02
Steals	2, twice
Blocks	1, twice
Minutes	38 at Kent State, 12-7-02

GUIDRY'S CAREER STATISTICS

YEAR	G-GS	MIN	FG-FGA	PCT	3FG-FGA	PCT	FT-FTA	PCT	O-D	REB	AVG	AST	TO	BLK	STL	TP	AVG
00-01*	25-6	241	27-69	.391	19-44	.432	5-9	.556	4-17	21	0.8	9	14	1	8	78	3.1
02-03	12-7	320	46-126	.365	25-60	.417	6-8	.750	2-20	22	1.8	24	26	2	8	123	10.3
Total	37-13	561	73-195	.374	44-104	.423	11-17	.647	6-37	43	1.2	33	40	3	16	201	5.4

* At North Carolina State

GUIDRY'S MISSOURI VALLEY CONFERENCE STATISTICS

YEAR	G-GS	MIN	FG-FGA	PCT	3FG-FGA	PCT	FT-FTA	PCT	O-D	REB	AVG	AST	TO	BLK	STL	TP	AVG
02-03	4-2	82	4-21	.190	3-8	.375	3-4	.750	0-5	5	1.3	5	10	0	1	14	3.5


GUIDRY vs. SMS

G-GS	MIN	FG-FGA	PCT	3FG-FGA	PCT	FT-FTA	PCT	REB	AVG	AST	BLK	STL	TP	AVG
1-1	28	1-6	.167	1-3	.333	0-0	.000	1	1.0	0	0	1	3	3.0



12 • Rebert Harris

Junior • 6-0 • 177 • Guard • Chicago, Ill. (Providence St. Mel)



2002-03 GAME-BY-GAME STATISTICS

Opponent	M	FG-A	3FG-A	FT-A	R	PF	A	TO	BLK	S	TP
Utah State											
at Central Michigan											
Illinois-Chicago											
Chattanooga											
at Kent State											
at Western Kentucky	2	0-1	0-0	0-0	0	0	0	0	0	0	0
Jacksonville	2	0-0	0-0	0-0	0	0	0	0	1	0	0
Northern Illinois											
SMS*	9	1-5	0-1	0-0	0	0	0	4	1	1	2
at Southern Illinois*											
at Northern Iowa*											
Creighton*											
at SMS*											
Wichita State*											
at Creighton*											
at Evansville*											
Northern Iowa*											
Bradley*											
at Wichita State*											
Indiana State*											
at Bradley*											
Drake*											
Evansville*											
at TBA											
at Drake*											
at Indiana State*											
Southern Illinois*											

* Missouri Valley Conference game

HARRIS' CAREER HIGHS

Points	2 vs. SMS, 12-29-02
Rebounds	0
Assists	0
Steals	1 vs. SMS, 12-29-02
Blocks	1, twice
Minutes	9 vs. SMS, 12-29-02

HARRIS' SEASON HIGHS

Points	2 vs. SMS, 12-29-02
Rebounds	0
Assists	0
Steals	1 vs. SMS, 12-29-02
Blocks	1, twice
Minutes	9 vs. SMS, 12-29-02

HARRIS' CAREER STATISTICS


YEAR	G-GS	MIN	FG-FGA	PCT	3FG-FGA	PCT	FT-FTA	PCT	O-D	REB	AVG	AST	TO	BLK	STL	TP	AVG
02-03	3-0	13	1-6	.167	0-1	.000	0-0	.000	0-0	0	0.0	0	4	2	1	2	0.7

HARRIS' MISSOURI VALLEY CONFERENCE STATISTICS

YEAR	G-GS	MIN	FG-FGA	PCT	3FG-FGA	PCT	FT-FTA	PCT	O-D	REB	AVG	AST	TO	BLK	STL	TP	AVG
02-03	1-0	9	1-5	.200	0-1	.000	0-0	.000	0-0	0	0.0	0	4	1	1	2	2.0

HARRIS vs. SMS

G-GS	MIN	FG-FGA	PCT	3FG-FGA	PCT	FT-FTA	PCT	REB	AVG	AST	BLK	STL	TP	AVG
1-0	9	1-5	.200	0-1	.000	0-0	.000	0	0.0	0	1	1	2	2.0



34 • Kenneth Hill



Sophomore • 6-6 • 190 • Forward • Naperville, Ill. (Central)

2002-03 GAME-BY-GAME STATISTICS

Opponent	M	FG-A	3FG-A	FT-A	R	PF	A	TO	BLK	S	TP
Utah State											
at Central Michigan											
Illinois-Chicago											
Chattanooga											
at Kent State											
at Western Kentucky	2	1-1	0-0	0-0	1	0	0	0	0	0	2
Jacksonville	2	0-0	0-0	0-0	1	0	0	0	0	0	0
Northern Illinois											
SMS*	3	0-0	0-0	0-0	0	0	0	0	1	0	0
at Southern Illinois*											
at Northern Iowa*											
Creighton*											
at SMS*											
Wichita State*											
at Creighton*											
at Evansville*											
Northern Iowa*											
Bradley*											
at Wichita State*											
Indiana State*											
at Bradley*											
Drake*											
Evansville*											
at TBA											
at Drake*											
at Indiana State*											
Southern Illinois*											

* Missouri Valley Conference game

UPDATED PLAYER NOTES

- Has played seven minutes in the last seven games.
- Played his first regular-season action at Western Kentucky. Finished with two points in two minutes.
- Saw three minutes of action against SIU-Edwardsville, but did not attempt a shot. Grabbed one board.
- Registered four points in the Red-White scrimmage.

HILL'S CAREER HIGHS

Points	2 at Western Kentucky, 12-15-02
Rebounds	1, twice
Assists	0
Steals	0
Blocks	1 vs. SMS, 12-29-02
Minutes	3 vs. SMS, 12-29-02

HILL'S SEASON HIGHS

Points	2 at Western Kentucky, 12-15-02
Rebounds	1, twice
Assists	0
Steals	0
Blocks	1 vs. SMS, 12-29-02
Minutes	3 vs. SMS, 12-29-02

HILL'S CAREER STATISTICS


YEAR	G-GS	MIN	FG-FGA	PCT	3FG-FGA	PCT	FT-FTA	PCT	O-D	REB	AVG	AST	TO	BLK	STL	TP	AVG
02-03	3-0	7	1-1	1.000	0-0	.000	0-0	.000	1-1	2	0.7	0	0	1	0	2	0.7

HILL'S MISSOURI VALLEY STATISTICS

YEAR	G-GS	MIN	FG-FGA	PCT	3FG-FGA	PCT	FT-FTA	PCT	O-D	REB	AVG	AST	TO	BLK	STL	TP	AVG
02-03	1-0	3	0-0	.000	0-0	.000	0-0	.000	0-0	0	0.0	0	0	1	0	0	0.0

HILL vs. SMS

G-GS	MIN	FG-FGA	PCT	3FG-FGA	PCT	FT-FTA	PCT	REB	AVG	AST	BLK	STL	TP	AVG
1-0	3	0-0	.000	0-0	.000	0-0	.000	0	0.0	0	1	0	0	0.0



40 • Casey Reid

Senior • 6-7 • 205 • Forward • Las Vegas, Nev. (Las Vegas/Scottsdale CC)



2002-03 GAME-BY-GAME STATISTICS

• Opponent	M	FG-A	3FG-A	FT-A	R	PF	A	TO	BLK	S	TP
• Utah State	12	1-2	0-0	0-0	1	0	1	0	1	0	2
• at Central Michigan	14	4-5	0-0	0-0	0	2	0	1	0	1	8
• Illinois-Chicago	7	0-0	0-0	0-0	0	1	0	0	0	0	0
• Chattanooga	3	0-0	0-0	0-0	0	0	0	0	0	0	0
• at Kent State	2	0-0	0-0	0-0	0	1	0	0	0	0	0
• at Western Kentucky	5	0-2	0-1	0-0	0	0	1	1	0	0	0
• Jacksonville	5	1-1	0-0	0-0	3	1	0	2	0	0	2
• Northern Illinois											Did Not Play
• SMS*	5	0-0	0-0	0-0	0	2	0	0	0	0	0
• at Southern Illinois*											Did Not Play
• at Northern Iowa*											Did Not Play
• Creighton*											Did Not Play
• at SMS*											Did Not Play
• Wichita State*											
• at Creighton*											
• at Evansville*											
• Northern Iowa*											
• Bradley*											
• at Wichita State*											
• Indiana State*											
• at Bradley*											
• Drake*											
• Evansville*											
• at TBA											
• at Drake*											
• at Indiana State*											
• Southern Illinois*											

* Missouri Valley Conference game

UPDATED PLAYER NOTES

- Has only logged 27 minutes in the last 10 games.
- Matched his career-best with eight points at Central Michigan.
- His only points against Utah State came off of a baseline drive and dunk.
- Two points and two assists against EA Sports.
- Against SIU-Edwardsville, finished with six points, three boards and three assists in 21 minutes of action.
- Dumped in 10 points in the annual scrimmage.

REID'S CAREER HIGHS

Points	8, twice
Rebounds	6 at Northern Iowa, 2-23-02
Assists	3 vs. Wichita State, 1-7-02
Steals	2 vs. Southern Illinois, 2-16-02
Blocks	2 at Illinois, 12-18-01
Minutes	20 at Georgia Southern, 11-29-01

REID'S SEASON HIGHS

Points	8 at Central Michigan, 11-26-02
Rebounds	3 vs. Jacksonville, 12-18-02
Assists	1, twice
Steals	1 at Central Michigan, 11-26-02
Blocks	1 vs. Utah State, 11-23-02
Minutes	14 at Central Michigan, 11-26-02

REID'S CAREER STATISTICS


YEAR	G-GS	MIN	FG-FGA	PCT	3FG-FGA	PCT	FT-FTA	PCT	O-D	REB	AVG	AST	TO	BLK	STL	TP	AVG
01-02	31-3	391	31-62	.500	0-1	.000	13-21	.619	20-55	75	2.4	20	22	12	7	75	2.4
02-03	8-0	53	6-10	.600	0-1	.000	0-0	.000	1-3	4	0.5	2	4	1	1	12	1.5
Total	39-3	444	37-72	.514	0-2	.000	13-21	.619	21-58	79	2.0	22	26	13	8	87	2.2

REID'S MISSOURI VALLEY CONFERENCE STATISTICS

YEAR	G-GS	MIN	FG-FGA	PCT	3FG-FGA	PCT	FT-FTA	PCT	O-D	REB	AVG	AST	TO	BLK	STL	TP	AVG
01-02	18-1	230	17-36	.472	0-1	.000	7-13	.538	15-33	48	2.7	10	9	7	5	41	2.3
02-03	1-0	5	0-0	.000	0-0	.000	0-0	.000	0-0	0	0.0	0	0	0	0	0	0
Total	19-1	235	17-36	.472	0-1	.000	7-13	.538	15-33	48	2.5	10	9	7	5	41	2.2

REID vs. SMS

G-GS	MIN	FG-FGA	PCT	3FG-FGA	PCT	FT-FTA	PCT	REB	AVG	AST	BLK	STL	TP	AVG
3-0	34	2-7	.286	0-0	.000	1-2	.500	7	2.3	0	1	0	5	1.7



5 • Andy Strandmark



Senior • 6-11 • 240 • Center • Geneseo, Ill. (Darnall)

2002-03 GAME-BY-GAME STATISTICS

• Opponent	M	FG-A	3FG-A	FT-A	R	PF	A	TO	BLK	S	TP
• Utah State	21	1-4	0-0	0-2	2	2	1	0	1	0	2
• at Central Michigan	25	3-6	0-0	5-6	7	2	1	0	0	1	11
• Illinois-Chicago	24	4-6	0-0	2-4	8	3	1	3	0	0	10
• Chattanooga	24	4-8	0-0	3-3	5	3	0	1	1	0	11
• at Kent State	18	2-5	0-0	0-0	4	4	1	0	0	2	4
• at Western Kentucky	27	0-4	0-0	2-4	9	1	1	1	1	0	2
• Jacksonville	19	4-6	0-0	0-1	2	2	1	0	2	1	8
• Northern Illinois	29	1-2	0-0	3-4	6	4	0	2	1	3	5
• SMS*	10	2-4	0-0	0-0	3	2	0	2	0	0	4
• at Southern Illinois*	10	0-0	0-0	0-0	1	1	0	0	1	0	0
• at Northern Iowa*	17	3-5	0-0	1-2	4	0	0	1	0	0	7
• Creighton*	14	0-2	0-0	0-0	5	2	1	1	0	0	0
• at SMS*											
• Wichita State*											
• at Creighton*											
• at Evansville*											
• Northern Iowa*											
• Bradley*											
• at Wichita State*											
• Indiana State*											
• at Bradley*											
• Drake*											
• Evansville*											
• at TBA											
• at Drake*											
• at Indiana State*											
• Southern Illinois*											

* Missouri Valley Conference game

STRANDMARK'S CAREER HIGHS

Points	15 vs. Bradley, 2-8-00
Rebounds	13 vs. Southwest Missouri State, 1-22-00
Assists	3 at Bradley, 1-26-00
Steals	3, twice
Blocks	3 vs. Southern Illinois, 2-16-02
Minutes	33, twice

STRANDMARK'S SEASON HIGHS

Points	11, twice
Rebounds	9 at Western Kentucky, 12-15-02
Assists	1, seven times
Steals	3 vs. Northern Illinois, 12-21-02
Blocks	2 vs. Jacksonville, 12-18-02
Minutes	29 vs. Northern Illinois, 12-21-02

STRANDMARK'S CAREER STATISTICS

YEAR	G-GS	MIN	FG-FGA	PCT	3FG-FGA	PCT	FT-FTA	PCT	O-D	REB	AVG	AST	TO	BLK	STL	TP	AVG
99-00	29-8	511	36-78	.462	0-0	.000	22-30	.733	27-88	115	4.0	14	29	21	10	94	3.2
00-01	26-5	206	9-42	.214	0-0	.000	14-19	.737	10-41	51	2.0	5	15	5	3	32	1.2
01-02	31-9	369	40-83	.482	0-0	.000	11-21	.524	28-55	83	2.7	13	17	15	7	91	2.9
02-03	12-6	238	24-52	.462	0-0	.000	16-26	.615	15-41	56	4.7	7	11	7	7	64	5.3
Total	98-28	1324	109-255	.427	0-0	.000	63-96	.656	80-225	305	3.1	39	72	48	27	281	2.9

STRANDMARK'S MISSOURI VALLEY CONFERENCE STATISTICS


YEAR	G-GS	MIN	FG-FGA	PCT	3FG-FGA	PCT	FT-FTA	PCT	O-D	REB	AVG	AST	TO	BLK	STL	TP	AVG
99-00	18-8	359	30-58	.517	0-0	.000	16-21	.762	22-65	87	4.8	11	17	15	5	76	4.2
00-01	15-2	102	5-20	.250	0-0	.000	4-6	.667	6-14	20	1.3	3	7	1	1	14	0.9
01-02	18-8	235	25-53	.472	0-0	.000	6-13	.462	16-37	53	2.9	6	7	10	6	56	3.1
02-03	4-0	51	5-11	.455	0-0	.000	1-2	.500	5-8	13	3.3	1	4	1	0	11	2.8
Total	55-18	747	65-142	.458	0-0	.000	27-42	.643	49-124	173	3.1	21	35	27	12	157	2.9

STRANDMARK vs. SMS

G-GS	MIN	FG-FGA	PCT	3FG-FGA	PCT	FT-FTA	PCT	REB	AVG	AST	BLK	STL	TP	AVG
7-3	99	10-22	.455	0-0	.000	3-5	.600	32	4.6	1	5	3	21	3.0

UPDATED PLAYER NOTES

- Averaging 4.5 boards in his last two games.
- His three-straight games of double-digit scoring was the longest string of his career.
- Against the Central Michigan, Strandmark got to the free throw line for a career-high six times and converted five of them.
- Against EA Sports, had seven points in 26 minutes with three boards and a pair of blocked shots.
- Played 18 minutes against SIU-Edwardsville and had eight points, three rebounds and two blocks.
- Led the white team with 13 points in the Red-White game.



10 • Kevin Troc

Freshman • 6-4 • 190 • Guard • Lockport, Ill. (Lockport)



2002-03 GAME-BY-GAME STATISTICS

Opponent	M	FG-A	3FG-A	FT-A	R	PF	A	TO	BLK	S	TP
Utah State	13	1-1	0-0	0-0	4	1	5	0	0	0	2
at Central Michigan	24	1-3	0-0	0-0	4	3	1	2	0	0	2
Illinois-Chicago	13	0-1	0-0	0-0	1	1	0	1	1	0	0
Chattanooga	10	1-2	1-1	0-0	0	2	2	0	0	0	3
at Kent State	2	0-0	0-0	0-0	0	0	0	2	0	0	0
at Western Kentucky	12	0-1	0-0	1-2	2	2	0	2	0	0	1
Jacksonville	12	4-6	0-1	0-0	2	1	2	0	0	1	8
Northern Illinois	13	1-5	1-1	1-2	0	1	1	3	0	0	4
SMS*	9	0-1	0-0	0-0	1	1	0	0	0	1	0
at Southern Illinois*	2	0-1	0-1	0-0	0	1	0	0	0	0	0
at Northern Iowa*	23	2-7	0-2	3-3	3	1	1	2	0	0	7
Creighton*	9	0-0	0-0	0-0	0	0	0	1	0	0	0
at SMS*											
Wichita State*											
at Creighton*											
at Evansville*											
Northern Iowa*											
Bradley*											
at Wichita State*											
Indiana State*											
at Bradley*											
Drake*											
Evansville*											
at TBA											
at Drake*											
at Indiana State*											
Southern Illinois*											

* Missouri Valley Conference game

UPDATED PLAYER NOTES

- With one more minute of action at Northern Iowa would have equalled his playing time in the previous three games – combined.
- Posted a career-high eight points against Jacksonville on 4-for-6 shooting.
- Claimed first collegiate start at Central Michigan. Finished with two points, four boards and an assist.
- Five assists, four boards and two points against Utah State in 13 minutes.
- Played 19 minutes against EA Sports with two points, four assists and two rebounds.
- Recorded five points, including an dunk, against SIU-Edwardsville. He was 1-for-1 on treys and chipped in two rebounds and three assists.
- Had seven points in the annual Red-White game.

TROC'S CAREER HIGHS

Points	8 vs. Jacksonville, 12-18-02
Rebounds	4, twice
Assists	5 vs. Utah State, 11-23-02
Steals	1, twice
Blocks	1 vs. Illinois-Chicago, 11-30-02
Minutes	24 at Central Michigan, 11-26-02

TROC'S SEASON HIGHS

Points	8 vs. Jacksonville, 12-18-02
Rebounds	4, twice
Assists	5 vs. Utah State, 11-23-02
Steals	1, twice
Blocks	1 vs. Illinois-Chicago, 11-30-02
Minutes	24 at Central Michigan, 11-26-02

TROC'S CAREER STATISTICS

YEAR	G-GS	MIN	FG-FGA	PCT	3FG-FGA	PCT	FT-FTA	PCT	O-D	REB	AVG	AST	TO	BLK	STL	TP	AVG
02-03	12-1	142	10-28	.357	2-6	.333	5-7	.714	4-13	17	1.4	12	13	1	2	27	2.3

TROC'S MISSOURI VALLEY STATISTICS

YEAR	G-GS	MIN	FG-FGA	PCT	3FG-FGA	PCT	FT-FTA	PCT	O-D	REB	AVG	AST	TO	BLK	STL	TP	AVG
02-03	4-0	43	2-9	.333	0-3	.000	3-3	1.000	1-3	4	1.0	1	3	0	1	7	1.8

TROC vs. SMS

G-GS	MIN	FG-FGA	PCT	3FG-FGA	PCT	FT-FTA	PCT	REB	AVG	AST	BLK	STL	TP	AVG
1-0	9	0-1	.000	0-0	.000	0-0	.000	1	1.0	0	0	1	0	0.0



EXHIBITION 1

Greene Leads 'Birds in Exhibition Win

NORMAL, Ill. - Sophomore point guard Vince Greene scored a game-high 26 points, including six three-pointers, as Illinois State won its first exhibition of the season, 89-70, over SIU-Edwardsville at Redbird Arena.

Baboucarr Bojang finished with 14 points and six rebounds for the 'Birds, while true freshman Chris Burras came off the bench to score 12.

SIU-Edwardsville was led by Ron Jones with 19 points, 17 of which came in the second half. Rob Baumgardner and Ben Garwitz each contributed 13 points, and Baumgardner also led the Cougars in rebounding with six boards. The Cougars never led in the entire game and after the initial 12-point deficit never got closer than seven points.

Illinois State opened up the game with a 12-0 run, highlighted by two three-pointers and a cross-over lay-up by Greene. The 'Birds defense forced eight Cougar turnovers in the first 12 minutes of the game, including the team's first two possessions.

Greene led all scorers in the first half with 10 points, while Gregg Alexander chipped in eight first half points on 3-for-4 shooting. ISU shot 61 percent from the field in the first half, including 5-for-8 from beyond the arc.

Down 45-24 at halftime, the Cougars came out firing in the second half and outscored the 'Birds 26-15 over the first 8:30 minutes led by nine points apiece by junior Ron Jones and freshman Logan Glosser narrowing the Redbird lead to 10. Following a timeout with 11:05 remaining in the game, the 'Birds went on a 13-0 run to extend their lead back to 23, which tied their largest lead of the night.

ILLINOIS STATE 89, SIU-Edwardsville 70
November 4, 2002 • Redbird Arena

Table with columns: SIU-E, Min., FG-A, FT-A, O-REB, A, PF, TP. Lists player stats for Bauersachs, Mueller, Bradford, Jones, Baumgardner, Gajewski, Zick, Garwitz, Heflin, Glosser, Ward, Salak, and Totals.

Team Pct.: FG - .529; FT - .700
3-Pt.: 9-15, .600 (Bradford 0-1, Jones 3-4, Baumgardner 2-4, Heflin 1-1, Glosser 3-5)
Blocks: 1 (Ward 1)
Turnovers: 19 (Bauersachs 1, Bradford 3, Jones 4, Baumgardner 3, Gajewski 2, Heflin 1, Glosser 2, Ward 1, Team 2)
Steals: 3 (Bradford 2, Heflin 1)

Table with columns: ILLINOIS ST., Min., FG-A, FT-A, O-REB, A, PF, TP. Lists player stats for Bojang, Strandmark, Alexander, Ford, Greene, Burras, Troc, Arnold, Hill, Reid, Gillan, and Totals.

Team Pct.: FG - .563; FT - .571
3-Pt.: 9-13, .692 (Alexander 2-3, Greene 6-7, Burras 0-2, Troc 1-1)
Blocks: 4 (Strandmark 2, Ford 1, Arnold 1)
Turnovers: 8 (Bojang 1, Strandmark 4, Burras 1, Troc 2)
Steals: 7 (Alexander 4, Ford 1, Burras 2)

Officials: Jerry Seibert, Frank Spencer, Mike Litzelfelner
Attendance: 4,049
Halftime Score: ILLINOIS STATE 45, SIU-Edwardsville 24

EXHIBITION 2

ISU Drops Second Exhibition to EA Sports

NORMAL, Ill. - Vince Greene led all scorers with 16 points, but Illinois State could not pick up the victory, dropping its second and final exhibition game of the season, 66-65, to the EA Sports All-Stars Thursday night at Redbird Arena.

Illinois State also got 15 points and 10 rebounds from Baboucarr Bojang, while Andy Strandmark, Gregg Alexander and Trey Guidry each contributed seven points. The 'Birds shot 54 percent from the field in the first half, but managed only 41 percent in the second half on 10-for-24 shooting.

EA Sports, 1-9, only shot 7-for-20 from the charity stripe, including 4-for-15 in the second half. EA Sports was led by former Fighting Illini player Sergio McClain with 13 points, while Doc Taylor, who played at Cleveland State, chipped in 12.

Bojang showed his offensive skills early in the game by scoring nine of the Redbirds' first 11 points, but hot three-point shooting (3-for-3) from McClain kept the game tight midway through the first half. Back-to-back jumpers from Greene helped ignite a 13-5 run to take the lead at 24-20 with just over seven minutes remaining.

Marcus Arnold hit two low-post jumpers late in the first half and the Redbirds went into the half with a one-point lead, 36-35. Bojang and McClain led their respective teams in first-half scoring with 11 points.

EA Sports scored 14 points of its first 19 points in the second half off lay-ups or dunks and were able to take a 54-47 lead, the largest of the night for either team, with just under nine minutes left in the game. However, the 'Birds went on an 11-2 run over the next 3:37 led by four points from Gregg Alexander to take the lead at 58-56 with five minutes remaining.

EA Sports 66, ILLINOIS STATE 65
November 14, 2002 • Redbird Arena

Table with columns: EA Sports, Min., FG-A, FT-A, O-REB, A, PF, TP. Lists player stats for McClain, Johnson, Turner, Dobbs, Taylor, Jones, Brownlee, Vaughn, and Totals.

Team Pct.: FG - .519; FT - .278
3-Pt.: 7-20, .350 (McClain 3-7, Johnson 0-3, Dobbs 1-1, Jones 1-4, Brownlee 2-5)
Blocks: 1 (Taylor 1)
Turnovers: 9 (Johnson 2, Taylor 4, Jones 2, Brownlee 1)
Steals: 8 (Johnson 1, Turner 1, Dobbs 1, Taylor 1, Jones 2, Vaughn 2)

Table with columns: ILLINOIS ST., Min., FG-A, FT-A, O-REB, A, PF, TP. Lists player stats for Bojang, Reid, Strandmark, Alexander, Greene, Burras, Troc, Arnold, Guidry, and Totals.

Team Pct.: FG - .481; FT - .714
3-Pt.: 5-15, .333 (Alexander 1-4, Greene 3-4, Burras 0-1, Troc 0-2, Guidry 1-4)
Blocks: 3 (Bojang 1, Strandmark 2)
Turnovers: 12 (Bojang 1, Reid 1, Strandmark 3, Alexander 1, Ford 1, Troc 3, Guidry 2)
Steals: 2 (Ford 1, Arnold 1)

Officials: Ed Hightower, Rob Kruger, Mark Mayhood
Attendance: 4,656
Halftime Score: ILLINOIS STATE 36, EA Sports 35

GAME 1

Redbirds Fall 68-53 to Utah State

NORMAL, Ill. - Trey Guidry led Illinois State with 20 points, including six three-pointers, but it wasn't enough as the Utah State Aggies spoiled the Redbirds' season opener, 68-53, Saturday night at Redbird Arena.

Vince Greene was the only other Illinois State player to score in double figures with 10, while freshman Marcus Arnold turned in nine points. The 'Birds shot only 39 percent from the field and made only one of their eight (125) free-throw attempts.

Desmond Penigar led Utah State with 22 points, going 4-for-4 from three-point range. Point guard Mark Brown scored 19 points for the Aggies. Utah State shot 50 percent from the field in the game, including 50 percent from beyond the arc on 6-for-12 shooting.

Illinois State (0-1) got off to a slow start offensively, scoring only four points in the game's first nine minutes and dug itself into a 11-4 deficit. However, Guidry hit a three-pointer with 10:35 left in the first half that sparked a 13-5 Redbird run that gave Illinois State its only lead of the first half at 17-16. Guidry scored 11 of the 'Birds 13 points during the run, including three shots from beyond the arc.

Utah State (1-0) went on a 16-5 run over the final six minutes of the half, including holding the Redbirds scoreless for nearly three minutes, to take a 10-point lead into the locker room, 32-22. Brown ignited the Utah State run with nine points, including three lay-ups.

The Redbirds came out firing in the second half, scoring 15 of their first 17 second-half points from beyond the arc. Guidry helped lead the charge with three three-pointers, while Gregg Alexander contributed two. Illinois State used the offensive surge to shred the Aggies' halftime lead and close to within two points, 43-41, with just over 12 minutes remaining in the game.

Illinois State went into a scoring draught, however, over the game's next six minutes, which allowed the Aggies to build a 10-point lead at 51-41. Penigar led Utah State during the 8-0 run with seven points. Greene scored the Redbirds' next seven points, but Utah State was able to keep Illinois State from getting any closer than eight in the game's closing minutes.

Utah State 68, ILLINOIS STATE 53
November 23, 2002 • Redbird Arena

Table with columns: Utah State, Min., FG-A, FT-A, O-REB, A, PF, TP. Lists player stats for Johnson, Nelson, Puzey, M. Brown, Patton, Penigar, Harris, Stowell, Butler, C. Brown, and Totals.

Team Pct.: FG - .500; FT - .778
3-Pt.: 6-12, .500 (M. Brown 1-3, Patton 0-2, Penigar 4-4, Butler 1-3)
Blocks: 3 (Johnson 2, Penigar 1)
Turnovers: 12 (Johnson 3, Nelson 1, M. Brown 2, Patton 2, Penigar 1, Stowell 1, Butler 2)
Steals: 10 (Puzey 1, M. Brown 4, Patton 2, Penigar 1, Butler 2)

Table with columns: ILLINOIS ST., Min., FG-A, FT-A, O-REB, A, PF, TP. Lists player stats for Alexander, Bojang, Strandmark, Greene, Guidry, Burras, Ford, Troc, Arnold, Reid, and Totals.

Team Pct.: FG - .389; FT - .125
3-Pt.: 10-22, .455 (Alexander 2-5, Greene 2-6, Guidry 6-11)
Blocks: 3 (Strandmark 1, Guidry 1, Reid 1)
Turnovers: 13 (Alexander 2, Bojang 2, Greene 4, Guidry 3, Ford 1, Arnold 1)
Steals: 2 (Alexander 2)

Officials: Eddie Jackson, Steve Morris, Tim Hutchinson
Attendance: 7,948
Halftime Score: Utah State 32, ILLINOIS STATE 22



GAME 5

Redbirds Let It Slip Away at Kent State, 76-61

KENT, Ohio – Despite a double-double by Trey Guidry, who led the Illinois State men's basketball team with 15 points and a career high 11 assists, Illinois State fell to Kent State, 76-61, in non-conference action, Saturday afternoon at the M.A.C. Center.

Senior Baboucarr Bojang pitched in a total of 14 points and a team-high six rebounds, including a lay-up with 11:31 left to play in the second half to put the 'Birds up 53-52 over the Golden Flashes. This would be the last lead of the game for the Redbirds.

Gregg Alexander, who contributed 13 points for the 'Birds, sank two free throws to tie the game at 55-55 with 10:47 left to play. However, Kent State hushed the Redbirds by going on an 11-0 run.

The Flashes run was led by a DeAndre Haynes three-pointer. Then Kent State's center, Nate Gerwig, chipped in three free throws, while Haynes added another two points off a lay-up. Matt Jakeway finished off the Kent State run with a three-pointer.

The bleeding was stopped by a Redbird jumper made by Guidry, but the damage had already been done as the 'Birds went 0-5 from the field during Kent State's run, which ultimately made the difference in a game where Illinois State trailed by one at the half, 36-35.

Illinois State falls to 0-5, while Kent State improves its record to 4-0.

Kent State 76, ILLINOIS STATE 61
December 7, 2002 • M.A.C. Center

Table with 10 columns: ILLINOIS ST., Min., FG-A, FT-A, O-REB, A, PF, TP. Lists player stats for Alexander, Arnold, Bojang, Ford, Guidry, Burras, Strandmark, Troc, Greene, Reid, and Totals.

Team Pct.: FG - .491; FT - 1.000
3-Pt.: 5-8, .625 (Alexander 3-4, Guidry 1-3, Greene 1-1)
Blocks: 0
Turnovers: 15 (Alexander 4, Arnold 1, Bojang 2, Ford 1, Guidry 3, Troc 2, Greene 2)
Steals: 7 (Alexander 1, Bojang 1, Guidry 1, Strandmark 2, Greene 2)

Table with 10 columns: Kent State, Min., FG-A, FT-A, O-REB, A, PF, TP. Lists player stats for Wilkins, Gates, Gerwig, Haut, Haynes, Jakeway, Bedford, Edwards, and Totals.

Team Pct.: FG - .509; FT - .737
3-Pt.: 8-18, .444 (Wilkins 1-4, Gates 0-1, Haut 3-6, Haynes 3-5, Jakeway 1-2)
Blocks: 3 (Edwards 3)
Turnovers: 12 (Wilkins 1, Gates 3, Gerwig 1, Haut 1, Haynes 3, Jakeway 2, Bedford 1)
Steals: 8 (Gates 2, Haut 1, Haynes 3, Edwards 2)

Officials: James Ferrari, Keith Herring, Mike Foote
Attendance: 3,716
Halftime Score: Kent State 36, ILLINOIS STATE 35

GAME 6

Shooting Woes Stifle 'Birds at Western Ky.

BOWLING GREEN, Ky. – Trailing by only five points at halftime, the Illinois State men's basketball team held strong with Western Kentucky until the second half before the Hilltoppers decided to dominate en route to a 63-43 win over the Redbirds Sunday afternoon in Bowling Green, Ky.

With the loss, the Redbirds remain winless this season, falling to 0-6 while Western Kentucky improves to 3-3. ISU was led by Gregg Alexander who had 18 points, the only Redbird player to post double digits. Vince Greene chipped in six and Trey Guidry had five. WKU was led by Nate Williams, who led all scorers with 20 points, and Patrick Sparks added 10.

The Redbirds scored 20 points in the first half and trailed 25-20 at halftime, but the Hilltoppers came out on fire in the second, taking a commanding 13-point lead before the 'Birds scored their first field goal of the half.

The Redbirds came to within 10 with twelve minutes to play but Western Kentucky answered, going on a seven-point run, leading 44-27 with nine left in the game.

ISU shot 27.6% from the field on the game, including 25% in the second half. They were 16-of-58 from the field.

Western Kentucky 63, ILLINOIS STATE 63
December 15, 2002 • E.A. Diddle Arena

Table with 10 columns: ILLINOIS ST., Min., FG-A, FT-A, O-REB, A, PF, TP. Lists player stats for Alexander, Bojang, Strandmark, Ford, Guidry, Burras, Troc, Greene, Harris, Arnold, Hill, Reid, Gillan, and Totals.

Team Pct.: FG - .276; FT - .667
3-Pt.: 3-17, .176 (Alexander 2-6, Ford 0-1, Guidry 1-7, Greene 0-2, Reid 0-1)
Blocks: 3 (Bojang 1, Strandmark 1, Arnold 1)
Turnovers: 15 (Alexander 2, Strandmark 1, Ford 1, Guidry 1, Burras 2, Troc 2, Greene 3, Arnold 1, Reid 1, Gillan 1)
Steals: 8 (Alexander 1, Bojang 1, Ford 1, Guidry 2, Greene 2, Gillan 1)

Table with 10 columns: Western Ky., Min., FG-A, FT-A, O-REB, A, PF, TP. Lists player stats for Williams, Boyden, Videnov, Wells, Sparks, Halcomb, Winchester, Rumph, Brown, Massiah, Holland, and Totals.

Team Pct.: FG - .511; FT - .786
3-Pt.: 4-10, .400 (Boyden 0-2, Videnov 1-3, Wells 1-2, Sparks 0-1, Rumph 2-2)
Blocks: 9 (Williams 2, Wells 2, Halcomb 5)
Turnovers: 16 (Williams 1, Boyden 1, Videnov 1, Wells 2, Sparks 5, Winchester 3, Rumph 2, Holland 1)
Steals: 9 (Williams 1, Boyden 1, Wells 3, Sparks 3, Halcomb 1)

Officials: Ron Zetcher, Eddie Jackson, Terry Davis
Attendance: 5,130
Halftime Score: Western Kentucky 25, ILLINOIS STATE 20

GAME 7

Redbirds Shut Down Jacksonville for First Win

NORMAL, Ill. – Vince Greene finished with 17 points and a career-high 11 assists as Illinois State got the monkey off its back and earned its first win of the season in convincing fashion 74-50 at Redbird Arena.

Illinois State (1-6) also had Gregg Alexander in double figures with 15 points, including a 3-for-4 performance from beyond the arc. Baboucarr Bojang finished with a game-high eight rebounds, while the 'Birds had three other players score eight points apiece.

The Redbirds were able to get their interior game on the right track outscoring the Dolphins 36-12 in the paint. The Illinois State defense also played exceptionally well keeping Jacksonville without a field goal for over seven minutes in the second half.

Jacksonville (4-6) was led by James Daniels with a game-high 18 points, coming from a career-high tying six three-pointers. Daniels was the only Dolphin in double figures with Kevin Sheppard and Calvin Warner contributing nine points apiece.

Things looked bleak early on as the Redbirds came out flat, connecting on only two of their first 10 shots from the field and falling behind 12-6. However, Greene sparked a 10-2 run with back-to-back jumpers that helped give the 'Birds their first lead of the game at 16-14 with 10:39 remaining before halftime.

Illinois State shot 60 percent (12-for-20) for the remaining 13 minutes of the first half led by 10 points from Alexander, including two three pointers. Greene finished the first half with six assists and the Redbird defense was able to force 10 Jacksonville turnovers.

The second half was all Illinois State as the Redbirds outscored the Dolphins 39-24, including a 26-6 run, and forced nine turnovers.

ILLINOIS STATE 74, Jacksonville 50
December 18, 2002 • Redbird Arena

Table with 10 columns: Jacksonville, Min., FG-A, FT-A, O-REB, A, PF, TP. Lists player stats for Warner, Sheppard, Lewis, Daniels, Robertson, Copeland, Brown, White, Didion, Howard, and Totals.

Team Pct.: FG - .316; FT - .500
3-Pt.: 10-31 (.323, Warner 0-2, Sheppard 1-7, Daniels 6-13, Robertson 0-1, Copeland 2-4, White 0-2, Didion 1-2)
Blocks: 0
Turnovers: 19 (Warner 4, Sheppard 4, Lewis 3, Daniels 1, Robertson 1, Copeland 1, Brown 2, White 1, Didion 1, Team 1)
Steals: 5 (Warner 1, Daniels 1, Robertson 2, Copeland 1)

Table with 10 columns: ILLINOIS STATE, Min., FG-A, FT-A, O-REB, A, PF, TP. Lists player stats for Alexander, Arnold, Strandmark, Ford, Greene, Burras, Troc, Harris, Bojang, Guidry, Hill, Reid, Gillan, and Totals.

Team Pct.: FG - .500; FT - .667
3-Pt.: 6-14, .429 (Alexander 3-4, Greene 3-6, Troc 0-1, Guidry 0-3)
Blocks: 5 (Arnold 1, Strandmark 2, Harris 1, Bojang 1)
Turnovers: 11 (Ford 1, Greene 2, Bojang 2, Guidry 4, Reid 2)
Steals: 9 (Alexander 2, Strandmark 1, Greene 1, Burras 1, Troc 1, Bojang 2, Guidry 1)

Officials: Gerry Pollard, Steven Skiles, Ron Berkholtz
Attendance: 5,121
Halftime Score: ILLINOIS STATE 35, Jacksonville 26



GAME 11

Northern Iowa Edges the Redbirds, 66-64

CEDAR FALLS, Iowa - Marcus Arnold scored a career-high 19 points and Gregg Alexander chipped in 12 to pace Illinois State but it was not enough as the men's basketball team fell to 1-10 overall, 0-3 in the Missouri Valley Conference on Tuesday after a two-point loss to Northern Iowa, 66-64, in Cedar Falls, Iowa.

Leading by one point with 1:10 to play, the Redbirds let the game slip from their grasp as Ryan Paulsen of UNI hit a three pointer with :42 seconds remaining. A missed trey by Alexander and a foul by Dana Ford put Ben Jacobson at the line in the final seconds. He connected on both free throws as the Panthers (4-7, 1-2) handed ISU their fourth consecutive loss. Vince Greene hit a shot to pull within two with :16 seconds left, but that was as close as the 'Birds got.

Illinois State led 31-29 at the half off of hot shooting from Alexander, who scored eight points in the first twenty minutes, and Kevin Troc who added seven. It was the second game in a row that the 'Birds led at halftime and faltered in the second period, resulting in a loss.

Northern Iowa shot 58 percent from the field in the second half, sparked by 17 points from Jacobsen. Paulsen added 14 for the Panthers while Chris Foster tossed in 11.

Northern Iowa 66, ILLINOIS STATE 64

January 7, 2003 • UNI-Dome

Table with 8 columns: Player, Min., FG-A, FT-A, O-REB, A, PF, TP. Lists stats for Alexander, Bojang, Arnold, Ford, Greene, Burras, Strandmark, Troc, Guidry, and Totals.

Team Pct.: FG - .481; FT - .818

3-Pt.: 3-7, .429 (Alexander 2-3, Ford 1-1, Burras 0-1, Troc 0-2)

Blocks: 1 (Ford 1)

Turnovers: 14 (Alexander 2, Ford 2, Greene 4, Bojang 1, Strandmark 1, Troc 2, Guidry 2)

Steals: 5 (Alexander 3, Ford 1, Bojang 1)

Table with 8 columns: Player, Min., FG-A, FT-A, O-REB, A, PF, TP. Lists stats for Little, Schneiderman, Gruber, B. Jacobson, Foster, Paulsen, Schmit, A. Jacobson, Godfread, and Totals.

Team Pct.: FG - .472; FT - .636

3-Pt.: 9-21, .429 (Little 0-2, B. Jacobson 1-3, Foster 2-3, Schneiderman 2-4, Paulsen 4-8, Godfread 0-1)

Blocks: 2 (Godfread 2)

Turnovers: 12 (Little 1, B. Jacobson 1, Foster 3, Gruber 4, Schneiderman 2, Paulsen 1)

Steals: 6 (Little 1, Foster 1, Gruber 2, Schneiderman 2)

Officials: Ron Zetcher, Joe Ponsetto, Dave Draucker

Attendance: 2,122

Halftime Score: ILLINOIS STATE 31, Northern Iowa 29

GAME 12

ISU Falls to No. 16 Creighton, 74-55

NORMAL, Ill. - Despite trailing by only a seven-point deficit at halftime, Illinois State could not get it done in the second half as No. 16 Creighton pulled away and defeated the Redbirds, 74-55, at Saturday at Redbird Arena.

Creighton, 13-1, 4-0 MVC, had only two players score in double figures with Michael Lindeman turning in 19 and Kyle Korver contributing 17. Tyler McKinney dished out seven assists for the 'Jays to go along with his five points. Creighton shot 60 percent from the field in the game on 30-for-50 shooting, including 7-for-18 from beyond the arc.

Illinois State, 1-11, 0-4 MVC, was led by Vince Greene with 17 points and seven assists, including 12 second-half tallies. Gregg Alexander and Marcus Arnold also turned in 13 points apiece for the Redbirds, and Arnold led the team on the boards with a game-high tying six rebounds.

Creighton jumped out to an early 6-0 lead hitting three jumpers on their first three possessions, but the Redbirds answered with a lay-up by Bojang that sparked an 10-2 run by Illinois State, giving the 'Birds their first lead of the game 10-8 with 12:46 remaining before the half.

Shortly after Korver hit his first field goal of the game, a three-pointer near the top of the key, to give Creighton back the lead, 11-10, Arnold scored seven of the next 10 Redbird points to keep the game close with just over six minutes remaining. However, Korver was able to hit two treys down the stretch that helped give Creighton a nine-point advantage, 31-22, three minutes before the break. The 'Birds got a big boost heading into the locker room when Alexander hit a half-court bank shot at the buzzer to keep the Bluejay lead in single digits, 37-30.

#16 Creighton 76, ILLINOIS STATE 57

January 11, 2003 • Redbird Arena

Table with 8 columns: Player, Min., FG-A, FT-A, O-REB, A, PF, TP. Lists stats for Lindeman, Korver, Deren, House, McKinney, Sims, Bowden, Funk, Miliner, Dabbert, Grimes, and Totals.

Team Pct.: FG - .600; FT - .563

3-Pt.: 7-18, .389 (Lindeman 2-4, Korver 4-5, House 0-2, McKinney 1-3, Bowden 0-1, Funk 0-1, Miliner 0-2)

Blocks: 3 (Korver 1, Deren 1, Dabbert 1)

Turnovers: 13 (Korver 2, Deren 3, House 2, McKinney 2, Bowden 1, Dabbert 1, Grimes 2)

Steals: 8 (Lindeman 2, Korver 1, Deren 1, House 1, McKinney 1, Funk 1, Dabbert 1)

Table with 8 columns: Player, Min., FG-A, FT-A, O-REB, A, PF, TP. Lists stats for Alexander, Arnold, Bojang, Ford, Greene, Burras, Strandmark, Troc, Guidry, and Totals.

Team Pct.: FG - .408; FT - .917

3-Pt.: 6-12, .500 (Alexander 2-5, Greene 3-3, Burras 1-1, Guidry 0-3)

Blocks: 1 (Bojang 1)

Turnovers: 18 (Alexander 4, Arnold 1, Bojang 1, Ford 4, Greene 2, Burras 2, Strandmark 1, Troc 1, Guidry 2)

Steals: 6 (Alexander 1, Bojang 1, Greene 4)

Officials: Ron Berkholtz, Brad Fowler, Dave Draucker

Attendance: 5,913

Halftime Score: Creighton 37, ILLINOIS STATE 30