



Redbird Basketball

GAME NOTES

Contact: Todd Kober, Director of Media Relations • 309/438-3805 • Fax: 309/438-5634 • Cell: 309/310-7112 • gtkober@ilstu.edu

Illinois State Schedule

Date	Opponent (TV)	Time/Result
11/4	SIU-EDWARDSVILLE (Ex.)	W, 89-70
11/14	EA Sports All-Stars (Ex.)	L, 65-66
11/23	UTAH STATE	L, 53-68
11/26	@ Central Michigan	L, 69-74
11/30	ILLINOIS-CHICAGO	L, 65-78

12/2	CHATTANOOGA	L, 68-75
12/7	@ Kent State	L, 61-76
12/15	@ Western Kentucky	L, 43-63
12/18	JACKSONVILLE	W, 74-50
12/21	NORTHERN ILLINOIS	L, 65-72
12/29	SMS* (Valley-TV)	L, 48-76

1/4	@ Southern Illinois* (WMBD)	L, 65-74
1/7	@ Northern Iowa*	L, 64-66
1/11	#16 CREIGHTON*	L, 57-76
1/15	@ SMS* (WMBD)	L, 46-60
1/18	WICHITA STATE*	L, 66-69
1/20	@ #13 Creighton*	Tonight

'Bird Bit: This will be Illinois State's final trip to the Omaha Civic Auditorium. The Redbirds own a 12-10 mark in the building.

1/25	@ Evansville*	7:05 p.m.
1/29	NORTHERN IOWA*	7:05 p.m.

2/1	BRADLEY* (WMBD)	4:05 p.m.
2/4	@ Wichita State*	7:05 p.m.
2/8	INDIANA STATE* (WMBD)	2:05 p.m.
2/12	@ Bradley* (WEEK)	7:35 p.m.
2/15	DRAKE*	7:05 p.m.
2/19	EVANSVILLE*	7:05 p.m.
2/22	@ Bracket Buster (ESPN)	TBA
2/26	@ Drake*	7:05 p.m.

3/1	@ Indiana State* (WMBD)	1:05 p.m.
3/3	S. ILLINOIS* (Valley-TV)	6:05 p.m.
3/7-10	@ Missouri Valley Conference Tournament	

All times listed are CT
Home games in CAPS
*Missouri Valley Conference game

ILLINOIS STATE MEDIA RELATIONS

Basketball SID: Todd Kober
Office Phone: 309/438-3805
Fax: 309/438-5634
Cell Phone: 309/310-7112
Home Phone: 309/454-3048
E-mail: gtkober@ilstu.edu

www.redbirds.org

REDBIRD ARENA TICKET OFFICE
309/438-8000

15 GAME



ILLINOIS STATE REDBIRDS (1-13, 0-6)

AT



#13 CREIGHTON BLUEJAYS (15-1, 6-0)

Monday, January 20, 2003 • 7:05 p.m. CST
Civic Auditorium (9,377) • Omaha, Neb.

THE GAME

The Probable Starters:

ILLINOIS STATE REDBIRDS (1-13, 0-6)

						ppg	rpg	apg	
F	2	Gregg Alexander	6-4	195	So.-1L	Lincoln, Ill.	10.5	2.3	1.1
F	21	Marcus Arnold	6-8	225	Fr.-HS	Chicago, Ill.	9.0	3.6	0.9*
C	23	Baboucarr Bojang	6-9	205	Sr.-1L	Greenville, S.C.	7.6	5.3	0.7
G	11	Vince Greene	5-9	160	So.-1L	Chicago, Ill.	10.4	2.6	4.2
G	24	Trey Guidry	6-2	185	So.-TR	Baton Rouge, La.	11.0	1.7	1.9

#13 CREIGHTON BLUEJAYS (15-1, 6-0)

F	22	Michael Lindeman	6-6	190	Jr.-2L	Iowa Falls, Iowa	7.3	3.3	1.8
F	25	Kyle Korver	6-7	210	Sr.-3L	Pella, Iowa	20.2	6.0	3.0
C	43	Brody Deren	6-8	245	Jr.-1L	Harlan, Iowa	8.0	4.7	1.7*
G	20	Larry House	6-4	205	Sr.-1L	Milwaukee, Wis.	9.1	2.9	1.4
G	24	Tyler McKinney	6-2	175	So.-1L	Urbandale, Iowa	6.0	2.1	3.6

NOTE - (*) indicates blocks per game.

About The Game: Tonight's game is the third for the Redbirds in seven days and a rematch against Creighton, with the first meeting only occurring nine days ago in Normal, Ill. The 'Birds are riding a seven-game losing skid, while the Jays have won five straight.

Series History: This is the 48th meeting between the two schools and Illinois State holds a 31-16 advantage.

Last Meeting: Despite trailing by only a seven-point deficit at halftime, Illinois State could not get it done in the second half as No. 16 Creighton pulled away and defeated the Redbirds, 74-55, at Redbird Arena. Creighton had only two players score in double figures with Michael Lindeman turning in 19 and Kyle Korver contributing 17. Tyler McKinney dished out seven assists for the 'Jays to go along with his five points. Creighton shot 60 percent from the field in the game on 30-for-50 shooting, including 7-for-18 from beyond the arc. Illinois State was led by Vince Greene with 17 points and seven assists, including 12 second-half tallies. Gregg Alexander and Marcus Arnold also turned in 13 points apiece for the Redbirds.

On the Air: John Fitzgerald, play-by-play; Mike Matthews, color; Bruce Evans, sideline (home only) and Tim Fisher, studio host. Affiliates: WJBC (AM 1230/Bloomington), flagship; WZOE (AM 1490/Princeton); WFMB (AM 1450/Springfield). All Redbird broadcasts can be heard via Internet at either sports.yahoo.com or wjbc.com. WJBC also carries Richardson's weekly call-in show, which generally airs each Thursday from 6:07-7 pm, depending on the schedule.

On the Tube: Travis Justice play-by-play, and Kevin Sarver, color, will call the action for tonight's game, which will be broadcasted live on KMTV in Omaha, Neb. Digital satellite coordinates for the game are AMC5, 5J.

THE COACHES

Tom Richardson (St. Xavier '77) is 49-56 in his fourth season at Illinois State. He is assisted by Chad Altadonna, Lance Irvin and Kirk Sarff. Richardson is 31-34 against Valley opponents, 18-22 vs. non-conference foes, 32-17 at home, 12-33 on the road and 5-6 on neutral floors.

Dana Altman (Eastern New Mexico '80) is in his ninth season at Creighton. He owns a 161-96 record with the Bluejays and is 243-163 during his 14-year coaching career.



TALE OF THE TAPE



W-L Record	1-13	15-1
ESPN/USA Today	UR	14
AP Poll	UR	13
Points Scored	60.3	82.8
Points Allowed	69.8	62.4
Scoring Margin	-9.5	+20.4
FG Percentage	41.7	51.7
Def. FG Percentage	48.3	41.5
3-pt. Percentage	41.4	41.3
Def. 3-pt. Percentage	41.3	31.6
FT Percentage	72.0	67.6
Offensive Rebounds	9.4	10.4
Total Rebounds	29.1	33.8
Rebounding Margin	-4.7	+0.9
Assists	11.1	12.0
Turnover Average	15.2	18.6
Turnover Margin	-0.6	+5.1
Steal Average	6.0	9.2
Block Average	2.9	4.4
Fouls	19.6	17.2

WEEKLY MEDIA CONFERENCE

All start at 3 p.m. and are located in the temporary Redbird Arena press room off of the northwest ramp near the northeast loading dock.

- Tuesday, January 21
- Tuesday, January 28
- Wednesday, February 5
- Tuesday, February 11
- Tuesday, February 18
- Tuesday, February 25
- Tuesday, March 4

WHAT'S BACK

Here's a look at what Illinois State returns heading into the 2002-03 season by percentage in key statistical categories ...

Scoring	49.5%
Three-Point Field Goals	49.4%
Rebounding	63.2%
Assists	42.4%
Steals	56.5%
Blocks	55.2%
Minutes	51.6%

VALLEY TELECONFERENCE

Teleconferences with The Valley men's basketball head coaches will be conducted each Tuesday, with the men's briefings beginning on a weekly basis in December. To participate in either conference briefing, call 913/981-5509. The first men's teleconference begins at 10 a.m. CST on **Tuesday, December 3**. Head coach **Tom Richardson** will be available at 10:25 a.m. during the teleconference.

About the Creighton Bluejays

- Creighton is located in Omaha, Neb., and enrolls 6,297 students. The Bluejays are members of the Missouri Valley Conference.
- The Bluejays return 10-of-12 letterwinners and all five starters from last season's 23-9 team that reached the second round of the NCAA Tournament.
- Valley Player of the Year Kyle Korver leads the team in scoring, rebounding and steals.
- The No. 13 ranking equals the highest in school history last done in March, 1975.
- With five treys against Southern Illinois, Korver become the most prolific three-point shooter in league history. He now has 317 for his career.
- In addition to being the top three-point marksman in the history of the conference, Korver is also the leader in the nation among active players.
- Creighton has outscored its opponents 158-92 in the first five minutes of the game.
- The Jays have put together a 10-point run or more 18 times this season.
- The Jays have been to the NCAA Tournament four straight seasons.
- CU has made 2 or more treys in 279 straight games.
- This is the final season the Jays will play in the Omaha Civic Auditorium. Creighton owns a 425-155 mark at the Civic. Next season, the Jays will play at the \$291 million Omaha Convention Center & Arena. The new facility will hold 15,800 fans and is less than a mile from the old auditorium.

For Starters ...

Illinois State has used a number of starting lineup combinations this season. Through 14 games, the Redbirds have sent 11 different quintet combos on the floor for the opening tip.

Sending Out an S.O.S.

After being picked to finish fourth in the conference and sitting with a 1-13 overall record, the Redbirds are left feeling like they're stranded on a deserted island. However, for these castaways the cause, rather than the solution, can be found in an S.O.S. – Strength of Schedule. Illinois State's schedule ranks as the No. 26 toughest slate in the nation by Saragin Rankings and No. 51 by College RPI.

Boarding Call

Entering the game against Wichita State, the Redbirds ranked last in the Valley for rebounding (28.8), while the Shockers were first (39.3). Forty minutes later, for only the fourth time this year, the Redbirds out-rebounded their opponent 34-30. Of the 34 caroms, 14 of ISU's rebounds were off the offensive glass.

Haven't Seen This Since the 2¢ Stamp

This season has been an aberration for the Redbird faithful. With the loss to Wichita State, the Redbirds are off to their worst start through 14 games since joining the Division I level. Only the 1924-25 team posted a lower winning percentage by finishing the season with an 0-14 record. The last time this sort of thing happened in Normal, Calvin Coolidge was President of the United States and Joseph Stalin was the Soviet dictator. Walt Disney also finished his first cartoon film "Alice's Wonderland" and the Washington Senators defeated the New York Giants 4-3, in the World Series.

Caging a Tiger

On Jan. 15, the Redbirds added Missouri transfer **Najeab Echols** to their roster. Echols, who will have to sit out a year to meet NCAA transfer rules, has started practicing with the team and will eligible for competition on Dec. 13, 2003. Echols played in 10 games for the Tigers this season, averaging 3.1 points and 2.8 rebounds per game. As a freshman, he registered 2.5 points and 2.6 boards per contest. As a prep, Echols was ranked by most recruiting services among the nation's top 30 seniors. He was also a regular feature on the Fox Sports television show *Preps*, which focused on the lives of several Chicago basketball standouts.

Creighton Schedule

Date	Opponent	Time/Result
11/17	UT-ARLINGTON\$	W, 106-50
11/18	FURMANS	W, 82-57
11/25	vs. IUPUI ^A	W, 99-52
11/26	vs. Notre Dame ^A	W, 80-75
12/4	at Northern Iowa [*]	W, 65-52
12/7	BRIGHAM YOUNG	W, 74-64
12/14	TENNESSEE TECH	W, 101-72
12/16	DELAWARE STATE	W, 68-48
12/21	at Nebraska	W, 81-73
12/29	SE MISSOURI STATE	W, 93-70
12/31	at #19 Xavier	L, 73-75
1/5	DRAKE [*]	W, 84-63
1/8	at Bradley [*]	W, 65-58
1/11	at Illinois State [*]	W, 76-57
1/15	EVANSVILLE [*]	W, 93-56
1/18	SOUTHERN ILLINOIS [*]	W, 85-76
1/20	ILLINOIS STATE	TONIGHT
1/23	at Evansville [*]	7:05 p.m.
1/26	TCU	2:05 p.m.
1/29	at Indiana State [*]	6:05 p.m.
2/1	at Drake [*]	7:05 p.m.
2/4	NORTHERN IOWA [*]	7:05 p.m.
2/8	BRADLEY [*]	7:05 p.m.
2/12	SMS [*]	7:05 p.m.
2/15	at Wichita State [*]	1:35 p.m.
2/19	INDIANA STATE [*]	7:05 p.m.
2/22	ESPN BRACKET BUSTER	TBA
2/26	at SMS [*]	7:05 p.m.
3/1	at Southern Illinois [*]	8:05 p.m.
3/3	WICHITA STATE [*]	8:05 p.m.
3/7-10	@ Valley Tournament	

All times listed are CST
 \$ Guardians Classic (Omaha, Neb.)
 ^ Guardians Classic (Kansas City, Mo.)
 * Missouri Valley Conference Game



Thus Far, Not An Average Valley Year

Since the Redbirds joined the Valley for the 1981-82 season, Illinois State has averaged 10.3 conference wins per year. Five of those 21 campaigns were just 16-game Valley schedules, while four others included only 14 games. On average, Illinois State has finished four games over .500 in league play.

Hey Arnold!

Freshman Marcus Arnold can't be seen on cable's Nickelodeon, but he has been putting on a show against Valley opponents. In five of his first six league games of his career, Arnold scored double figures including a career-high with 19 at Northern Iowa. He is averaging a team-best 12.5 points in conference games.

A Post Pattern

Head coach Tom Richardson isn't looking to become an offensive coordinator for the Redbird football team, but he has called for a post pattern heading into league play. In the first eight games, posts Baboucarr Bojang and Marcus Arnold averaged 6.5 and 6.4 points per game, respectively. In the last six, Arnold is averaging 12.5 points per game and Bojang is right around the double digit mark with 9 points per contest.

Looking for the Winning 50-50 Ticket

With a win against Creighton, head coach Tom Richardson would register the 50th win of his coaching career. Richardson currently ranks 10th in victories at Illinois State with 49.

It's Easy Being Greene

Kermit the Frog might not agree, but for point guard Vince Greene it is easy when he gets his teammates involved. Greene ranks fourth in The Valley in assists with 4.2 dishes per game. In addition to distributing the ball, Greene has posted double-digit scoring efforts in six of his last eight games and ranks third on the team in scoring with 10.4 points per game.

Built Ford Tough

When freshman Dana Ford pulled down a team-high and a career-best eight rebounds at Southern Illinois, he became the first Redbird guard to grab eight caroms since Tarise Bryson equalled the feat against Evansville on March 3, 2001 in the Missouri Valley Conference Tournament. Ford leads all guards and ranks fourth on the team in rebounding with 2.8 boards per game. The Tamms, Ill., native is also third on the team in league games with 3.7 rebounds per game.

Greene Means Go

Sophomore Vince Greene has had his motor running in conference play thus far this season. Through six games, Greene has only missed four three-point attempt in 15 tries. His 11 made treys in Valley games is tops on the team. In his career, Greene is shooting 24-for-46 (.522) on threes in conference play.

Consistently Inconsistent

The Redbirds have seven players that have started six or more games, but head coach Tom Richardson is still looking for a consistent scoring trend. Of the seven players, each one has scored at least nine points in a game, while also tossing in as few as three tallies in a game. The seven have also combined for 24 games where they have scored three points or less.

It's a Small World

With 6-foot-9 Baboucarr Bojang being tabbed a preseason first team All-Missouri Valley Conference selection, head coach Tom Richardson is probably surprised that his top three scorers are 6-4 or smaller. Trey Guidry (11.0 ppg.), Gregg Alexander (10.5 ppg.) and Vince Greene (10.4 ppg) are the top three tallymarkers on the team.

Greenbirds

Prior to this season, the 13 players currently on the Illinois State roster had combined for a total of 240 game played, or just 18.5 games per player, or roughly half of one season. Moreover, of the 13 now playing, seven had never played in an ISU game prior to this season and six had never played in a college game.

Time and the Minutes Are On Their Side

Just slightly less than 75 percent of the minutes (73.9%) logged so far this season (2,069 of a possible 2,800) are by players that have at least two years of eligibility AFTER this season. Three of the top four minute-getters are Gregg Alexander (439), Vince Greene (416) and Trey Guidry (365) – all sophomores.

THE LAST TIME THEY MET

ISU Falls to No. 16 Creighton, 74-55

NORMAL, Ill. – Despite trailing by only a seven-point deficit at halftime, Illinois State could not get it done in the second half as No. 16 Creighton pulled away and defeated the Redbirds, 74-55, at Saturday at Redbird Arena.

Creighton, 13-1, 4-0 MVC, had only two players score in double figures with Michael Lindeman turning in 19 and Kyle Korver contributing 17. Tyler McKinney dished out seven assists for the 'Jays to go along with his five points. Creighton shot 60 percent from the field in the game on 30-for-50 shooting, including 7-for-18 from beyond the arc.

Illinois State, 1-11, 0-4 MVC, was led by Vince Greene with 17 points and seven assists, including 12 second-half tallies. Gregg Alexander and Marcus Arnold also turned in 13 points apiece for the Redbirds, and Arnold led the team on the boards with a game-high tying six rebounds.

Creighton jumped out to an early 6-0 lead hitting three jumpers on their first three possessions, but the Redbirds answered with a lay-up by Bojang that sparked an 10-2 run by Illinois State, giving the 'Birds their first lead of the game 10-8 with 12:46 remaining before the half.

Shortly after Korver hit his first field goal of the game, a three-pointer near the top of the key, to give Creighton back the lead, 11-10, Arnold scored seven of the next 10 Redbird points to keep the game close with just over six minutes remaining. However, Korver was able to hit two treys down the stretch that helped give Creighton a nine-point advantage, 31-22, three minutes before the break. The 'Birds got a big boost heading into the locker room when Alexander hit a half-court bank shot at the buzzer to keep the Bluejays lead in single digits, 37-30.

#16 Creighton 76, ILLINOIS STATE 57

January 11, 2003 • Redbird Arena

Table with 8 columns: Player, Min, FG-A, FT-A, O-REB, A, PF, TP. Rows include Lindeman, Korver, Deren, House, McKinney, Sims, Bowden, Funk, Miliner, Dabbert, Grimes, and Totals.

Team Pct.: FG – .600; FT – .563

3-Pt.: 7-18, .389 (Lindeman 2-4, Korver 4-5, House 0-2,

McKinney 1-3, Bowden 0-1, Funk 0-1, Miliner 0-2)

Blocks: 3 (Korver 1, Deren 1, Dabbert 1)

Turnovers: 13 (Korver 2, Deren 3, House 2, McKinney 2,

Bowden 1, Dabbert 1, Grimes 2)

Steals: 8 (Lindeman 2, Korver 1, Deren 1, House 1, McKinney 1,

Funk 1, Dabbert 1)

Table with 8 columns: Player, Min, FG-A, FT-A, O-REB, A, PF, TP. Rows include Alexander, Arnold, Bojang, Ford, Greene, Burras, Strandmark, Troc, Guidry, and Totals.

Team Pct.: FG – .408; FT – .917

3-Pt.: 6-12, .500 (Alexander 2-5, Greene 3-3, Burras 1-1, Guidry 0-3)

Blocks: 1 (Bojang 1)

Turnovers: 18 (Alexander 4, Arnold 1, Bojang 1, Ford 4, Greene 2, Burras 2, Strandmark 1, Troc 1, Guidry 2)

Steals: 6 (Alexander 1, Bojang 1, Greene 4)

Officials: Ron Berkholtz, Brad Fowler, Dave Draucker

Attendance: 5,913

Halftime Score: Creighton 37, ILLINOIS STATE 30



CHART CLIMBERS

Career 3-Point FG Leaders

1. Tarise Bryson (1999-02)	214
10. Antonio Cooper (1992-96)	93
- Gregg Alexander (2001-)	83

Career Double-Digit Rebounding Games

1. Ron deVries	60
5. Joe Galvin	23
- Baboucarr Bojang	10

Career Blocked Shots Leaders

1. LeRoy Watkins (1996-99)	143
8. Dan Muller (1994-98)	57
Hank Comley (1980-84)	57
- Andy Strandmark (1999-)	49

Career Minutes Averaged Leader

1. Tarise Bryson (1998-02)	34.1
2. Dan Muller (1994-98)	32.6
3. Gregg Alexander (2001-)	32.1
4. Michael McKenny (1981-85)	31.8

CAREER STARTS/GAMES

No.	Player	Illinois St.	
		GP	GS
1	Chris Burras	13	1
2	Gregg Alexander	45	43
3	Dana Ford	14	8
5	Andy Strandmark	100	28
10	Kevin Troc	13	1
11	Vince Greene	45	14
12	Rebert Harris	4	0
21	Marcus Arnold	14	11
23	Baboucarr Bojang	45	40
24	Trey Guidry	14	7
34	Kenneth Hill	3	0
40	Casey Reid	40	3
44	Brett Gillan	34	0

2002-03 VALLEY PRESEASON POLL

	1	2	3	4	5	6	7	8	9	10	Total
1. Creighton	25	5	-	-	-	-	-	-	-	-	290
2. S. Illinois	5	24	1	-	-	-	-	-	-	-	274
3. Wichita St.	-	-	9	15	2	3	1	-	-	-	208
4. Illinois State	-	1	11	7	7	1	3	-	-	-	205
5. Drake	-	-	8	3	9	4	3	1	2	-	178
6. Bradley	-	-	-	4	3	8	5	7	2	1	132
7. N. Iowa	-	-	-	-	3	9	8	5	3	2	118
8. SMS	-	-	1	1	3	2	8	11	4	-	116
9. Indiana St.	-	-	-	-	1	2	-	3	17	6	71
10. Evansville	-	-	-	-	1	1	2	3	2	21	53

2002-03 VALLEY STANDINGS

	MVC			OVERALL		
	W	L	PCT	W	L	PCT
1. Creighton	6	0	1.000	15	1	.938
2. S. Illinois	5	1	.833	10	4	.714
SMS	5	1	.833	8	6	.571
4. Wichita State	4	1	.800	9	5	.643
5. Bradley	2	3	.400	6	10	.375
6. Drake	2	4	.333	7	10	.412
Northern Iowa	2	4	.333	5	9	.357
8. Indiana State	1	4	.200	5	11	.313
Evansville	1	4	.200	5	9	.357
10. Illinois State	0	6	.000	1	13	.071

*Through games of Jan. 18

No Thanks, I'm Just Watching

Neil Plank transferred to ISU from Wisconsin, but cannot play for the 'Birds until the 2003-04 season. NCAA rules require that he sit out one season. In 27 games, Plank scored 25 points in 173 minutes for UW.

On Guard

The Redbirds, offensively, have definitely been driven by guard play so far this season. Sophomores **Trey Guidry**, **Gregg Alexander** and **Vince Greene** have accounted for 53 percent of Illinois State's scoring this season. The threesome has also combined for 78 treys and is shooting 42.9 percent from behind the arc.

We Have a Winner

After finishing 17-14 last season, the Redbirds finished above .500 for the 29th time in 32 seasons at the Division I level. It was also the 'Birds' tenth winning season in the last 11 years.

98 Straight Games With a Trey on the Board ...

ISU enters tonight's game with at least one made 3-pointer in 98 straight games. In fact, in the **Tom Richardson** era the 'Birds have only gone one game without a made trey on an 82-43 loss at Creighton on Dec. 12, 1999. With Richardson at the helm, the 'Birds have made four or more treys in 77 of 105 games.

Second Half Resistance Has Been Futile

Only twice this season, Illinois State held its opponent below 50 percent shooting in the second half. In the Redbirds' 13 losses, ISU foes have shot 173-for-304 in the second half - for an insuperable 56.9%.

Who Ya Gonna Call?

Bracket Busters! In an effort to help "mid-major" programs bust into the NCAA Tournament field, conferences from around the country have joined forces with ESPN to form - Bracket Buster Saturday on Feb. 22, 2003. The event consists of 18 teams with one predetermined match-up with Gonzaga hosting Tulsa. The rest of the games will be announced on Feb. 1, 2003, with the intention of pitting the best-possible match-ups. By the end of the season, the 'Birds will have faced six opponents that are a part of Bracket Buster Saturday.

Home	Road
Creighton (15-1)	Illinois State (1-13)
Gonzaga (12-5)	Ball State (6-9)
Illinois-Chicago (10-4)	Bowling Green (9-5)
Kent State (10-2)	Detroit (7-8)
Louisiana Tech (5-6)	Fresno State (12-3)
Marshall (8-4)	Hawaii (11-2)
Southern Illinois (10-4)	Northern Iowa (5-9)
UC Santa Barbara (6-9)	Tulsa (10-3)
Western Kentucky (10-6)	UW-Milwaukee (13-4)

*As of January 16, 2003

Bojang One of Valley's Elite

Senior **Baboucarr Bojang** was named to the preseason all-league team at the Missouri Valley Conference's media day. Bojang claimed second-team honors in 2001-02 and joined Creighton's Kyle Korver, Drake's Luke McDonald and Southern Illinois' Kent Williams and Jermaine Dearman on the All-Valley team.

FT Five-Peat ?

With the 77.5% effort from the line last season, the Redbirds eclipsed the 70% shooting mark for a fourth-straight season. This year the Redbirds are in line to accomplish the feat with a 72.0 percentage through the first 13 games. ISU shot 72.8% from the free throw line in 2000-01, 74% in 1999-2000 and 73.5% in 1998-99. The Redbirds have not had a stretch of five-straight seasons since it bettered 70% from 1975-1979.

The Addition of Size, Size and More Size

On November 13, 2002, the Illinois State basketball team added 241 inches and 670 pounds to the program next season with the inking of **Ronnie Carlwell** (6-10, 250, Maywood, Ill. • Proviso East), **Greg Dilligard** (6-8, 215, LaBelle, Mo. • Highland) and **Michael Sams** (6-7, 205, Mt. Zion, Ill. • Mt. Zion) on the first day of the early signing period. The Redbirds have one scholarship left to fill.

Redbird Flashback

Since becoming an NCAA Division I program in 1970, the Redbirds have posted a 8-2 record when playing on January 20, one of Illinois State's eight wins happened in 1992 and it is today's Redbird Flashback: **Jan. 20, 1992 • Tulsa, Okla.** - Illinois State's Todd Kagel is fouled in the act of shooting a 3-point field goal with just five-tenths of one second left on the clock against Tulsa. Kagel steps to the line and calmly drops all three of his charity tosses in front of a hostile crowd to give the Redbirds a 73-72 win over the Golden Hurricane.



THE LAST TIME IT HAPPENED

INDIVIDUAL

A player scored 40 points ... ILLINOIS ST. ... Tarise Bryson (41) at C. Michigan, 12-3-00
Opponent ... Anthony Roberts (48), Oral Roberts, 1-6-75
A player scored 30 points ... ILLINOIS ST. ... Tarise Bryson (38) at Purdue, 3-15-01
Opponent ... Jermaine Boyette (31), Weber St., 11-16-01
A player grabbed 20 rebounds ... ILLINOIS ST. ... Ron deVries (24) vs. Pacific, 1-19-74
Opponent ... Anthony Bonner (21), St. Louis, 2-6-90
A player grabbed 15 rebounds ... ILLINOIS ST. ... Baboucarr Bojang (15) vs. UNI, 1-30-02
Opponent ... Joshua Cross (17), S. Illinois, 2-12-00
A player had a double-double ... ILLINOIS ST. ... Vince Greene (17p, 11a) vs. Jacksonville, 12-18-02
Opponent ... Jermaine Dearman (13p, 10r) at S. Illinois, 1-4-03
A player made five 3-pointers ... ILLINOIS ST. ... Trey Guidry (5-9) vs. Northern Illinois, 12-21-02
Opponent ... Todd Peterson (6-10) vs. Northern Illinois, 12-21-02
A player made 10 free throws ... ILLINOIS ST. ... Shedrick Ford (11-13) vs. S. Illinois, 2-16-02
Opponent ... Terrance McGee (11-15) at SMS, 1-15-03
A player had 15 free throw attempts ... ILLINOIS ST. ... Tarise Bryson (12-15) at Purdue, 3-14-01
Opponent ... Terrance McGee (11-15) at SMS, 1-15-03
A player had 10 assists ... ILLINOIS ST. ... Vince Greene (11) vs. Jacksonville, 12-18-02
Opponent ... Patrick Sparks (10) at Western Kentucky, 12-15-02
A player had five steals ... ILLINOIS ST. ... Randy Rice (6) vs. Wichita State, 1-7-02
Opponent ... Kellen Easley (5) at SMS, 1-15-03
A player blocked five shots ... ILLINOIS ST. ... LeRoy Watkins (5) vs. Alcorn State, 12-2-98
Opponent ... Caleb Halcomb (5) at Western Kentucky, 12-15-02

TEAM

A team scored 100 points ... ILLINOIS ST. ... vs. Southern Illinois (105), 1-10-98
Opponent ... vs. Oklahoma (112), 12-28-90
A team made 35 field goals ... ILLINOIS ST. ... at Southern Illinois (35-53), 2-28-98
Opponent ... vs. UT-San Antonio (35-65), 12-17-00
A team had 75 field goal attempts ... ILLINOIS ST. ... vs. Lewis (78), 12-2-92
Opponent ... vs. Akron (27-80), 11-20-98
A team shot 50 percent from the field ... ILLINOIS ST. ... vs. Jacksonville (.500, 30-60), 12-18-02
Opponent ... vs. Wichita State (.511, 24-47), 1-18-03
A team made 10 3-point field goals ... ILLINOIS ST. ... vs. Illinois-Chicago (.435, 10-23), 11-30-02
Opponent ... vs. Northern Illinois (.550, 11-20), 12-21-02
A team had 25 3-point field goal attempts ... ILLINOIS ST. ... at Drake (8-27), 1-10-02
Opponent ... vs. Jacksonville (10-31), 12-18-02
A team shot 50 percent on 3-pointers ... ILLINOIS ST. ... vs. Creighton (.500, 6-12), 1-11-03
Opponent ... vs. Wichita State (.500, 8-16), 1-18-03
A team made 30 free throws ... ILLINOIS ST. ... vs. UT-San Antonio (34-42), 12-17-01
Opponent ... at Drake (37-52), 1-17-01
A team had 25 assists ... ILLINOIS ST. ... vs. Hofstra (25), 11-25-01
Opponent ... na
A team had 15 steals ... ILLINOIS ST. ... vs. Weber State (15), 11-16-01
Opponent ... at Creighton (18), 12-12-99
A team had blocked 10 shots ... ILLINOIS ST. ... 10 vs. Evansville, 1-17-79
Opponent ... na

BENCH SCORING (ISU-OPP)

Table with 2 columns: Team Name and Score. Rows include Utah State (13-31), at Central Michigan (28-30), Illinois-Chicago (4-20), Chattanooga (26-8), at Kent State (7-15), at Western Kentucky (13-15), Jacksonville (27-13), Northern Illinois (34-31), SMS (8-24), at Southern Illinois (18-22), at Northern Iowa (14-20), Creighton (3-18), at SMS (20-14), Wichita State (19-17), at Creighton, at Evansville, Northern Iowa, Bradley, at Wichita State, Indiana State, at Bradley, Drake, Evansville, at TBA, at Drake, at Indiana State, Southern Illinois, Total (234-278).

2002-03 VALLEY RANKINGS

*As of January 16

Table with 3 columns: Category, Rank, and Value. Rows include Scoring Offense (10th, 59.8), Scoring Defense (7th, 69.8), Scoring Margin (10th, -10.0), Free Throw Pct (2nd, 71.8), Field Goal Pct (9th, 41.7), FG Pct. Defense (9th, 48.1), 3-Point FG Pct. (3rd, 41.2), 3-Point FG Pct. Def. (8th, 40.6), Rebounding Offense (10th, 28.8), Rebounding Defense (8th, 34.2), Rebounding Margin (10th, -5.4), Blocked Shots (4th, 2.85), Assists (10th, 10.92), Steals (7th, 5.85), Turnover Margin (6th, -0.62), Assist/Turnover Ratio (10th, 0.71), Offensive Rebounds (8th, 9.00), Defensive Rebounds (10th, 19.77), 3-Point Field Goals Made (6th, 5.77).

INDIVIDUAL

ASSISTS

Vince Greene ... 4th ... 4.31

STEALS

Vince Greene ... 6th ... 1.54

3-POINT FIELD GOAL PERCENTAGE

Vince Greene ... 8th ... 46.3

3-POINT FG MADE

Trey Guidry ... 7th ... 2.15

Gregg Alexander ... 9th ... 1.85

BLOCKED SHOTS

Marcus Arnold ... 8th ... 0.77

ASSIST/TURNOVER RATIO

Vince Greene ... 8th ... 1.33

ILLINOIS STATE'S 2002-03 RECORD WHEN

Table with 2 columns: Record Type and Count. Rows include Overall (1-13), Missouri Valley Conference (0-6), Playing Nationally Ranked Teams (0-1), Leading at the Half (1-3), Trailing at the Half (0-10), Tied at the Half (0-0), Leading with 5:00 to Play (1-1), Trailing with 5:00 to Play (0-12), Tied with 5:00 to Play (0-0), In Overtime (0-0), ISU out-rebounds opponent (1-3), Opponents out-rebounds ISU (0-9), ISU has 15 or fewer Turnovers (1-7), ISU has fewer Turnovers than opp. (1-3), ISU shoots 50 Percent or Better (1-1), ISU shoots 40 Percent or Better (1-8), Opponents shoot less than 40 Percent (1-1), Opponents shot 40 Percent or Better (0-12), ISU shoots better than Opponent (1-3), Opponent shoots better than ISU (0-10), ISU has more FG Attempts (1-9), Opponent has more FG Attempts (0-3), ISU Shoots better than 35% on 3's (1-11), ISU Attempts more 3's (0-6), Opponents Attempt more 3's (1-6), ISU has more FT Attempts (1-1), Opponent has more FT Attempts (0-11), ISU Scores 100 or More (0-0), ISU Scores 90 or More (0-0), ISU Scores 80 or More (0-0), ISU Scores 70 or More (1-0).

Table with 2 columns: Record Type and Count. Rows include ISU Scores 60 or More (1-8), ISU Scores less than 60 (0-5), Opponent Scores 100 or More (0-0), Opponent Scores 90 or More (0-0), Opponent Scores 80 or More (0-0), Opponent Scores 70 or More (0-8), Opponent Scores 60 or More (0-13), Opponent Scores less than 60 (1-0), In Games Decided by 5 or less (0-3), In Games Decided by 6-10 Points (0-3), In Games Decided by 11-20 Points (0-6), In Games Decided by 21+ Points (1-1), Day Games (0-6), Night Games (1-7), Home Court (1-7), Away Games (0-6), Neutral Games (0-0), When ISU Scores First (0-3), When ISU Wins Tip (0-2), In November (0-2), In December (1-6), In January (0-5), In February (0-0), In March (0-0), On Sunday (0-2), On Monday (0-1), On Tuesday (0-2), On Wednesday (1-1), On Thursday (0-0), On Friday (0-0), On Saturday (0-7).



SUPERLATIVES

STARTING LINEUPS – F, F, C, G, G (11):

- Alexander, Bojang, Strandmark, Greene, Guidry (0-1)
(L) – Utah State
- Alexander, Arnold, Bojang, Troc, Greene (0-1)
(L) – at Central Michigan
- Alexander, Arnold, Strandmark, Greene, Guidry (0-2)
(L) – Illinois-Chicago, Chattanooga
- Alexander, Arnold, Bojang, Ford, Guidry (0-1)
(L) – at Kent State
- Alexander, Bojang, Strandmark, Ford, Guidry (0-1)
(L) – at Western Kentucky
- Alexander, Arnold, Strandmark, Ford, Greene (1-0)
(W) – Jacksonville
- Alexander, Bojang, Strandmark, Ford, Greene (0-1)
(L) – Northern Illinois
- Alexander, Arnold, Bojang, Greene, Guidry (0-1)
(L) – SMS
- Arnold, Bojang, Ford, Greene, Guidry (0-1)
(L) – at Southern Illinois
- Alexander, Bojang, Arnold, Greene, Ford (0-3)
(L) – at Northern Iowa, Creighton, at SMS
- Burras, Arnold, Bojang, Alexander, Greene (0-1)
(L) – Wichita State

FIRST POINTS:

Greene 4, Bojang 3, Strandmark 2, Arnold 2, Alexander 2, Ford 1

DOUBLE-DIGIT SCORERS (39):

Alexander 9, Greene 9, Guidry 8, Arnold 6, Bojang 4, Strandmark 3

DOUBLE-DIGIT REBOUNDING (1):

Bojang 1

LEADING SCORER:

Guidry 7, Greene 4, Alexander 3, Arnold 2

LEADING REBOUNDER:

Bojang 7, Strandmark 4, Burras 2, Ford 2, Alexander 1, Arnold 1

DOUBLE-DOUBLES (3):

Bojang 1, Guidry 1, Greene 1

DUNKS (3):

Reid 1, Strandmark 1, Bojang 1

FIRST SUBSTITUTION:

Strandmark 7, Bojang 3, Reid 1, Greene 1, Arnold 1, Alexander 1

CHARGES DRAWN (19):

Arnold 4, Burras 4, Alexander 3, Strandmark 2, Bojang 2, Troc 2, Ford 1, Greene 1

MOST MINUTES:

40, Vince Greene vs. Wichita State, 1-18-03
 39, Baboucarr Bojang at Kent State, 12-7-02
 39, Vince Greene at Southern Illinois, 1-4-03
 38, Trey Guidry at Kent State, 12-7-02
 38, Baboucarr Bojang vs. Wichita State, 1-18-03
 37, Gregg Alexander at SMS, 1-15-03


INDIVIDUAL GAME-BY-GAME (PTS-REB-ASTS)

Opponent	Alexander	Arnold	Bojang	Burras	Ford	Gillan
Utah State	6-1-0*	9-4-0	2-5-1*	0-2-0	0-1-0	DNP
at Central Michigan	18-2-0*	4-2-0*	4-0-2*	2-4-1	0-1-0	DNP
Illinois-Chicago	12-2-0*	11-6-2*	4-4-2	0-2-0	0-1-0	DNP
Chattanooga	2-2-2*	3-2-0*	15-10-1	2-3-0	6-2-1	DNP
at Kent State	13-1-0*	6-1-0*	14-6-0*	0-0-0	6-5-1*	DNP
at Western Kentucky	18-2-3*	4-5-0	3-3-0*	0-0-0	2-0-0*	0-0-0
Jacksonville	15-5-1*	5-2-0*	8-8-1	6-2-1	2-5-1*	0-0-0
Northern Illinois	4-0-2*	9-5-1	2-5-0*	2-6-0	4-2-0*	0-0-0
SMS	0-0-0*	14-3-0*	9-1-0*	2-4-1	0-3-1	0-0-0
at Southern Illinois	18-3-1	15-4-0*	12-7-1*	DNP	2-8-2*	DNP
at Northern Iowa	12-5-2*	19-3-2*	8-5-0*	0-1-0	9-5-3*	DNP
#16 Creighton	13-2-0*	13-6-0*	9-3-1*	3-1-0	2-2-0*	DNP
at SMS	5-5-0*	4-1-0*	4-8-0*	0-1-1	0-0-0*	DNP
Wichita State	11-2-4*	10-6-3*	12-9-1*	0-2-1*	4-4-1	DNP
at Creighton						
at Evansville						
Northern Iowa						
Bradley						
at Wichita State						
Indiana State						
at Bradley						
Drake						
Evansville						
at TBA						
at Drake						
at Indiana State						
Southern Illinois						

Opponent	Greene	Guidry	Harris	Hill	Reid	Strandmark	Troc
Utah State	10-3-3*	20-2-1*	DNP	DNP	2-1-1	2-2-1*	2-4-5
at Central Michigan	13-2-5*	7-2-0	DNP	DNP	8-0-0	11-7-1	2-4-1*
Illinois-Chicago	14-3-6*	14-0-3*	DNP	DNP	0-0-0	10-8-1*	0-1-0
Chattanooga	0-0-8*	26-1-0*	DNP	DNP	0-0-0	11-5-0*	3-0-2
at Kent State	3-1-3	15-4-11*	DNP	DNP	0-0-0	4-4-1	0-0-0
at Western Kentucky	6-4-3	5-4-1*	0-0-0	2-1-0	0-0-1	2-9-1*	1-2-0
Jacksonville	17-5-11*	3-2-2	0-0-0	0-1-0	2-3-0	8-2-1*	8-2-2
Northern Illinois	16-1-1*	19-2-1	DNP	DNP	DNP	5-6-0*	4-0-1
SMS	14-3-0*	3-1-0*	2-0-0	0-0-0	0-0-0	4-3-0	0-1-0
at Southern Illinois	7-1-4*	11-1-4*	DNP	DNP	DNP	0-1-0	0-0-0
at Northern Iowa	2-3-3*	0-2-0	DNP	DNP	DNP	7-4-0	7-3-1
#16 Creighton	17-3-7*	0-1-1	DNP	DNP	DNP	0-5-1	0-0-0
at SMS	13-7-1*	16-1-2	2-0-1	DNP	2-3-0	0-0-0	DNP
Wichita State	14-3-3*	15-1-0	DNP	DNP	DNP	0-2-0	0-2-0
at Creighton							
at Evansville							
Northern Iowa							
Bradley							
at Wichita State							
Indiana State							
at Bradley							
Drake							
Evansville							
at TBA							
at Drake							
at Indiana State							
Southern Illinois							



In remembrance of former Illinois State director of athletics and coach Milt Weisbecker, who passed away in 2002, the Redbird men's basketball team will be wearing patches on its uniforms this season.



2 • Gregg Alexander



Sophomore • 6-4 • 195 • Guard/Forward • Lincoln, Ill. (Lincoln)

2002-03 GAME-BY-GAME STATISTICS

Opponent	M	FG-A	3FG-A	FT-A	R	PF	A	TO	BLK	S	TP
Utah State	27	2-6	2-5	0-0	1	3	0	2	0	2	6
at Central Michigan	33	7-11	4-6	0-0	2	3	0	2	0	1	18
Illinois-Chicago	29	4-9	4-8	0-0	2	0	0	5	0	0	12
Chattanooga	27	1-7	0-2	0-0	2	3	2	0	0	0	2
at Kent State	31	4-7	3-4	2-2	1	1	0	4	0	1	13
at Western Kentucky	33	7-14	2-6	2-2	2	1	3	2	0	1	18
Jacksonville	32	5-7	3-4	2-2	5	0	1	0	0	2	15
Northern Illinois	35	1-10	0-6	2-2	0	5	2	1	1	0	4
SMS*	22	0-3	0-1	0-0	0	1	0	1	0	0	0
at Southern Illinois*	26	7-16	2-8	2-2	3	4	1	1	0	0	18
at Northern Iowa*	36	3-8	2-3	4-4	5	0	2	2	0	3	12
Creighton*	35	4-9	2-5	3-3	2	2	0	4	0	1	13
at SMS*	37	1-10	0-4	3-4	5	2	0	2	0	3	5
Wichita State*	36	4-11	1-6	2-2	2	1	4	0	0	1	11
at Creighton*											
at Evansville*											
Northern Iowa*											
Bradley*											
at Wichita State*											
Indiana State*											
at Bradley*											
Drake*											
Evansville*											
at TBA											
at Drake*											
at Indiana State*											
Southern Illinois*											

UPDATED PLAYER NOTES

- For the third time this season, scored 18 points at Southern Illinois after not getting the starting nod for the first time this season.
- Has scored double-figures in nine of 14 games this season.
- Posted a game-high 18 points at Central Michigan on 4-for-6 shooting on treys. It marked the fifth time in his career that he made four or more threes in a game.
- Seven points and three boards against EA Sports.
- Had eight points, four steals and three rebounds in exhibition against SIU-Edwardsville. Shot 3-for-6 from the field, including 2-of-3 from 3-point range.
- Posted three points in the Red-White scrimmage.

* Missouri Valley Conference game

ALEXANDER'S CAREER HIGHS

Points	24 vs. Hofstra, 11-25-01
Rebounds	7, twice
Assists	4, three times
Steals	4 at Chattanooga, 12-15-01
Blocks	1 vs. Northern Illinois, 12-21-02
Minutes	42 vs. Hofstra, 11-25-01

ALEXANDER'S SEASON HIGHS

Points	18, three times
Rebounds	5, three times
Assists	4 vs. Wichita State, 1-18-03
Steals	3, twice
Blocks	1 vs. Northern Illinois, 12-21-02
Minutes	37 at SMS, 1-15-03

ALEXANDER'S CAREER STATISTICS


YEAR	G-GS	MIN	FG-FGA	PCT	3FG-FGA	PCT	FT-FTA	PCT	O-D	REB	AVG	AST	TO	BLK	STL	TP	AVG
01-02	31-30	1004	112-254	.441	58-148	.392	28-37	.757	22-78	100	3.2	64	37	0	40	310	10.0
02-03	14-13	439	50-128	.391	25-68	.368	22-23	.957	9-23	32	2.3	15	26	1	15	147	10.5
Total	45-43	1443	162-382	.424	83-216	.384	50-60	.833	31-101	132	2.9	79	63	1	55	457	10.2

ALEXANDER'S MISSOURI VALLEY CONFERENCE STATISTICS

YEAR	G-GS	MIN	FG-FGA	PCT	3FG-FGA	PCT	FT-FTA	PCT	O-D	REB	AVG	AST	TO	BLK	STL	TP	AVG
01-02	18-17	602	68-152	.447	37-88	.420	14-18	.778	11-46	57	3.2	33	29	0	21	187	10.4
02-03	6-5	192	19-57	.333	7-27	.259	14-15	.933	6-11	17	2.8	7	10	0	8	59	9.8
Total	24-22	794	87-209	.416	44-115	.383	28-33	.848	17-57	74	3.1	40	39	0	29	246	10.3

ALEXANDER vs. CREIGHTON

G-GS	MIN	FG-FGA	PCT	3FG-FGA	PCT	FT-FTA	PCT	REB	AVG	AST	BLK	STL	TP	AVG
4-4	130	12-32	.375	7-21	.333	5-5	1.000	8	2.0	9	0	9	36	9.0



21 • Marcus Arnold



Freshman • 6-8 • 225 • Forward • Chicago, Ill. (Morgan Park)

2002-03 GAME-BY-GAME STATISTICS

Opponent	M	FG-A	3FG-A	FT-A	R	PF	A	TO	BLK	S	TP
Utah State	20	4-7	0-0	1-4	4	1	0	1	0	0	9
at Central Michigan	22	2-4	0-0	0-0	2	3	0	1	0	0	4
Illinois-Chicago	25	4-7	0-0	3-4	6	4	2	1	4	0	11
Chattanooga	11	1-1	0-0	1-2	2	3	0	1	1	0	3
at Kent State	22	3-5	0-0	0-0	1	3	0	1	0	0	6
at Western Kentucky	15	2-3	0-0	0-0	5	4	0	1	1	0	4
Jacksonville	18	2-8	0-0	1-1	2	3	0	0	1	0	5
Northern Illinois	22	4-7	0-0	1-3	5	3	1	2	1	0	9
SMS*	23	4-6	0-0	6-9	3	4	0	1	0	0	14
at Southern Illinois*	36	7-11	0-0	1-1	4	5	0	1	1	0	15
at Northern Iowa*	31	9-18	0-0	1-2	3	2	2	0	0	0	19
Creighton*	30	5-11	0-0	3-3	6	4	0	1	0	0	13
at SMS*	17	1-2	0-0	2-2	1	5	0	1	1	0	4
Wichita State*	30	3-11	0-0	4-5	6	2	3	3	2	0	10
at Creighton*											
at Evansville*											
Northern Iowa*											
Bradley*											
at Wichita State*											
Indiana State*											
at Bradley*											
Drake*											
Evansville*											
at TBA											
at Drake*											
at Indiana State*											
Southern Illinois*											

* Missouri Valley Conference game

ARNOLD'S CAREER HIGHS

Points	19 at Northern Iowa, 1-7-03
Rebounds	6, three times
Assists	3 vs. Wichita State, 1-18-03
Steals	0
Blocks	4 vs. Illinois-Chicago, 11-30-02
Minutes	36 at Southern Illinois, 1-4-03

ARNOLD'S SEASON HIGHS

Points	19 at Northern Iowa, 1-7-03
Rebounds	6, three times
Assists	3 vs. Wichita State, 1-18-03
Steals	0
Blocks	4 vs. Illinois-Chicago, 11-30-02
Minutes	36 at Southern Illinois, 1-4-03

ARNOLD'S CAREER STATISTICS

YEAR	G-GS	MIN	FG-FGA	PCT	3FG-FGA	PCT	FT-FTA	PCT	O-D	REB	AVG	AST	TO	BLK	STL	TP	AVG
02-03	14-11	322	51-101	.505	0-0	.000	24-36	.667	22-28	50	3.6	8	15	12	0	126	9.0

ARNOLD'S MISSOURI VALLEY CONFERENCE STATISTICS

YEAR	G-GS	MIN	FG-FGA	PCT	3FG-FGA	PCT	FT-FTA	PCT	O-D	REB	AVG	AST	TO	BLK	STL	TP	AVG
02-03	6-6	167	29-59	.492	0-0	.000	17-22	.773	10-13	23	3.8	5	7	4	0	75	12.5

ARNOLD vs. CREIGHTON

YEAR	G-GS	MIN	FG-FGA	PCT	3FG-FGA	PCT	FT-FTA	PCT	O-D	REB	AVG	AST	TO	BLK	STL	TP	AVG
02-03	1-1	30	5-11	.455	0-0	.000	3-3	1.000	1-5	6	6.0	0	1	0	0	13	13.0

UPDATED PLAYER NOTES

- Has scored double digits in five of his last six games.
- Scored nine points in his collegiate debut against Utah State.
- In 15 minutes, recorded four points and two boards against EA Sports.
- Saw 19 minutes of action in the first exhibition against SIU-Edwardsville. Finished with six points on 3-for-5 shooting with one rebound and a block.
- Dumped in six points in the Red-White scrimmage.



23 • Baboucarr Bojang



Senior • 6-9 • 205 • Forward • Greenville, S.C. (Wade Hampton/SMS-West Plains)

2002-03 GAME-BY-GAME STATISTICS

Opponent	M	FG-A	3FG-A	FT-A	R	PF	A	TO	BLK	S	TP
Utah State	29	1-4	0-0	0-2	5	3	1	2	0	0	2
at Central Michigan	21	2-5	0-0	0-0	0	5	2	1	0	0	4
Illinois-Chicago	27	0-6	0-0	4-5	4	3	2	3	1	1	4
Chattanooga	30	4-10	0-0	7-8	10	1	1	3	1	0	15
at Kent State	39	6-15	0-0	2-2	6	4	0	2	0	1	14
at Western Kentucky	17	1-4	0-0	1-2	3	2	0	0	1	1	3
Jacksonville	29	3-8	0-0	2-2	8	3	1	2	1	2	8
Northern Illinois	14	0-0	0-0	2-4	5	5	0	3	1	0	2
SMS*	25	2-4	0-0	5-6	1	0	0	3	2	2	9
at Southern Illinois*	32	3-6	0-0	6-8	7	4	1	2	0	0	12
at Northern Iowa*	27	4-6	0-0	0-0	5	5	0	1	0	1	8
Creighton*	27	4-10	0-0	1-1	3	2	1	1	1	1	9
at SMS*	28	1-2	0-0	2-4	8	5	0	3	0	0	4
Wichita State*	38	6-12	0-0	0-0	49	4	1	3	0	2	12
at Creighton*											
at Evansville*											
Northern Iowa*											
Bradley*											
at Wichita State*											
Indiana State*											
at Bradley*											
Drake*											
Evansville*											
at TBA											
at Drake*											
at Indiana State*											
Southern Illinois*											

* Missouri Valley Conference game

UPDATED PLAYER NOTES

- One rebound shy of his second double-double of the season against Wichita State.
- Had 12 field goal attempts against Wichita State, which is only the fourth time this season with double-digit shot attempts. Last season, Bojang did it 21 times.
- Left the Western Kentucky game early in the second half with a mild concussion and didn't return after crashing to the floor going for an offensive rebound.
- Had his first double-double of the season with 15 points and 10 rebounds against Chattanooga.
- Has been battling tendonitis in his right hand that has limited his shooting touch.
- Posted his first career game without a rebound at Central Michigan and his first without a field goal against Illinois-Chicago.
- Tallied a double-double against EA Sports with 15 points and 10 rebounds.
- Finished with 14 points on 6-for-8 shooting along with six boards against SIU-Edwardsville.
- Named to the Preseason All-Missouri Valley Conference Team.
- Posted nine points in the Red-White game.

BOJANG'S CAREER HIGHS

Points	26 at Chattanooga, 12-15-01
Rebounds	15 vs. Northern Iowa, 1-30-02
Assists	4 vs. Evansville, 2-13-02
Steals	4, twice
Blocks	4 vs. Northern Iowa, 1-30-02
Minutes	39, twice

BOJANG'S SEASON HIGHS

Points	15 vs. Chattanooga, 12-2-02
Rebounds	10 vs. Chattanooga, 12-2-02
Assists	2, twice
Steals	2, three times
Blocks	2 vs. SMS, 12-29-02
Minutes	39 at Kent State, 12-7-02

BOJANG'S CAREER STATISTICS


YEAR	G-GS	MIN	FG-FGA	PCT	3FG-FGA	PCT	FT-FTA	PCT	O-D	REB	AVG	AST	TO	BLK	STL	TP	AVG
01-02	31-29	971	158-339	.466	0-0	.000	93-128	.727	75-162	237	7.6	29	74	9	30	409	13.2
02-03	14-11	383	37-92	.402	0-0	.000	32-44	.727	26-48	74	5.3	10	29	8	11	106	7.6
Total	45-40	1354	195-431	.452	0-0	.000	125-172	.727	101-210	311	6.9	39	103	17	41	515	11.4

BOJANG'S MISSOURI VALLEY CONFERENCE STATISTICS

YEAR	G-GS	MIN	FG-FGA	PCT	3FG-FGA	PCT	FT-FTA	PCT	O-D	REB	AVG	AST	TO	BLK	STL	TP	AVG
01-02	18-16	566	85-193	.440	0-0	.000	55-70	.786	40-101	141	7.8	21	46	8	15	225	12.5
02-03	6-6	177	20-40	.500	0-0	.000	14-19	.737	13-20	33	5.5	3	13	3	6	54	9.0
Total	24-22	743	105-233	.451	0-0	.000	69-89	.775	53-121	174	7.3	24	59	11	21	279	11.6

BOJANG vs. CREIGHTON

G-GS	MIN	FG-FGA	PCT	3FG-FGA	PCT	FT-FTA	PCT	REB	AVG	AST	BLK	STL	TP	AVG
4-4	126	19-44	.432	0-0	.000	10-17	.588	22	5.5	3	1	10	48	12.0



1 • Chris Burras

Freshman • 6-5 • 210 • Forward • Chicago, Ill. (Leo)



2002-03 GAME-BY-GAME STATISTICS

Opponent	M	FG-A	3FG-A	FT-A	R	PF	A	TO	BLK	S	TP
Utah State	6	0-1	0-0	0-0	2	1	0	0	0	0	0
at Central Michigan	9	1-3	0-0	0-0	4	3	1	2	0	1	2
Illinois-Chicago	6	0-1	0-0	0-0	2	0	1	0	0	0	0
Chattanooga	13	1-7	0-0	0-0	3	2	0	1	0	0	2
at Kent State	1	0-0	0-0	0-0	0	0	0	0	0	0	0
at Western Kentucky	13	0-4	0-0	0-0	0	2	0	2	0	0	0
Jacksonville	9	3-4	0-0	0-0	2	1	1	0	0	1	6
Northern Illinois	15	1-1	0-0	0-0	6	3	0	0	0	2	2
SMS*	21	0-1	0-0	2-6	4	2	1	1	0	0	2
at Southern Illinois*					Did Not Play						
at Northern Iowa*	4	0-1	0-1	0-0	1	1	0	0	0	0	0
Creighton*	8	1-3	1-1	0-0	1	3	0	2	0	0	3
at SMS*	18	0-4	0-0	0-0	1	3	1	3	1	1	0
Wichita State*	7	0-0	0-0	0-0	2	0	1	0	0	0	0
at Creighton*											
at Evansville*											
Northern Iowa*											
Bradley*											
at Wichita State*											
Indiana State*											
at Bradley*											
Drake*											
Evansville*											
at TBA											
at Drake*											
at Indiana State*											
Southern Illinois*											

UPDATED PLAYER NOTES

- Got his first career start against Wichita State, but only logged seven minutes and didn't score.
- Hit his first career three-pointer against Creighton.
- Posted a career-best six rebounds against Northern Illinois. Now has 19 boards on the season, including nine offensive rebounds.
- Collected two points and four boards at Central Michigan in nine minutes.
- Posted five points and five rebounds against EA Sports.
- Scored 10 points in the Red-White scrimmage.
- Came off the bench to score 12 points in the 'Birds exhibition win over SIU-Edwardsville. Added two steals and two assists in 20 minutes.

BURRAS' CAREER HIGHS

Points	6 vs. Jacksonville, 12-18-02
Rebounds	6 vs. Northern Illinois, 12-21-02
Assists	1, four times
Steals	2 vs. Northern Illinois, 12-21-02
Blocks	1 at SMS, 1-15-03
Minutes	21 vs. SMS, 12-29-02

BURRAS' SEASON HIGHS

Points	6 vs. Jacksonville, 12-18-02
Rebounds	6 vs. Northern Illinois, 12-21-02
Assists	1, four times
Steals	2 vs. Northern Illinois, 12-21-02
Blocks	1 at SMS, 1-15-03
Minutes	21 vs. SMS, 12-29-02

BURRAS' CAREER STATISTICS


YEAR	G-GS	MIN	FG-FGA	PCT	3FG-FGA	PCT	FT-FTA	PCT	O-D	REB	AVG	AST	TO	BLK	STL	TP	AVG
02-03	13-1	130	7-30	.233	1-2	.500	2-6	.333	11-17	28	2.2	5	12	1	5	17	1.3

BURRAS' MISSOURI VALLEY CONFERENCE STATISTICS

YEAR	G-GS	MIN	FG-FGA	PCT	3FG-FGA	PCT	FT-FTA	PCT	O-D	REB	AVG	AST	TO	BLK	STL	TP	AVG
02-03	5-1	58	1-9	.111	1-2	.500	2-6	.333	2-7	9	1.8	3	6	1	1	5	1.0

BURRAS vs. CREIGHTON

YEAR	G-GS	MIN	FG-FGA	PCT	3FG-FGA	PCT	FT-FTA	PCT	O-D	REB	AVG	AST	TO	BLK	STL	TP	AVG
02-03	1-0	8	1-3	.333	1-1	1.000	0-0	.000	1-0	1	1.0	0	2	0	0	3	3.0



3• Dana Ford

Freshman • 6-4 • 185 • Guard • Tamms, Ill. (Egyptian)



2002-03 GAME-BY-GAME STATISTICS

Opponent	M	FG-A	3FG-A	FT-A	R	PF	A	TO	BLK	S	TP
Utah State	4	0-0	0-0	0-0	1	0	0	1	0	0	0
at Central Michigan	1	0-0	0-0	0-0	1	1	0	0	0	0	0
Illinois-Chicago	8	0-1	0-0	0-0	1	1	0	0	0	0	0
Chattanooga	17	3-4	0-0	0-1	2	2	1	1	2	2	6
at Kent State	30	3-5	0-0	0-0	5	1	1	1	0	0	6
at Western Kentucky	22	1-3	0-1	0-0	0	0	0	1	0	1	2
Jacksonville	18	1-4	0-0	0-2	5	0	1	1	0	0	2
Northern Illinois	13	2-4	0-0	0-0	2	1	0	2	0	1	4
SMS*	19	0-5	0-0	0-0	3	2	1	0	0	0	0
at Southern Illinois*	31	1-3	0-0	0-0	8	2	2	0	0	3	2
at Northern Iowa*	31	4-5	1-1	0-0	5	3	3	2	1	1	9
Creighton*	22	1-5	0-0	0-0	2	3	0	4	0	0	2
at SMS*	6	0-0	0-0	0-0	0	0	0	3	0	0	0
Wichita State*	19	2-3	0-0	0-0	4	4	1	1	0	1	4
at Creighton*											
at Evansville*											
Northern Iowa*											
Bradley*											
at Wichita State*											
Indiana State*											
at Bradley*											
Drake*											
Evansville*											
at TBA											
at Drake*											
at Indiana State*											
Southern Illinois*											

* Missouri Valley Conference game

UPDATED PLAYER NOTES

- Scored a career-high nine points on 4-for-5 shooting at Northern Iowa.
- Returned to the starting line-up at Southern Illinois and posted a career-best eight boards.
- Saw eight minutes of action against EA Sports without a point. Added one board, one assist and one steal.
- Started at guard in the exhibition game against SIU-Edwardsville and finished with four points, six rebounds and five assists.
- Tossed in six points in the annual Red-White game.

FORD'S CAREER HIGHS

Points	9 at Northern Iowa, 1-7-03
Rebounds	8 at Southern Illinois, 1-4-03
Assists	3 at Northern Iowa, 1-7-03
Steals	3 at Southern Illinois, 1-4-03
Blocks	2 vs. Chattanooga, 12-2-02
Minutes	31, twice

FORD'S SEASON HIGHS

Points	9 at Northern Iowa, 1-7-03
Rebounds	8 at Southern Illinois, 1-4-03
Assists	3 at Northern Iowa, 1-7-03
Steals	3 at Southern Illinois, 1-4-03
Blocks	2 vs. Chattanooga, 12-2-02
Minutes	31, twice

FORD'S CAREER STATISTICS


YEAR	G-GS	MIN	FG-FGA	PCT	3FG-FGA	PCT	FT-FTA	PCT	O-D	REB	AVG	AST	TO	BLK	STL	TP	AVG
02-03	14-8	241	18-42	.429	1-2	.500	0-3	.000	13-26	39	2.8	10	17	3	9	37	2.6

FORD'S MISSOURI VALLEY CONFERENCE STATISTICS

YEAR	G-GS	MIN	FG-FGA	PCT	3FG-FGA	PCT	FT-FTA	PCT	O-D	REB	AVG	AST	TO	BLK	STL	TP	AVG
02-03	6-4	128	8-21	.381	1-1	1.000	0-0	.000	6-16	22	3.7	7	10	1	5	17	2.8

FORD vs. CREIGHTON

YEAR	G-GS	MIN	FG-FGA	PCT	3FG-FGA	PCT	FT-FTA	PCT	O-D	REB	AVG	AST	TO	BLK	STL	TP	AVG
02-03	1-1	22	1-5	.200	0-0	.000	0-0	.000	1-1	2	2.0	0	4	0	0	2	2.0



44 • Brett Gillan



Senior • 6-4 • 190 • Guard/Forward • Normal, Ill. (Normal Community)

2002-03 GAME-BY-GAME STATISTICS

Opponent	M	FG-A	3FG-A	FT-A	R	PF	A	TO	BLK	S	TP
Utah State											
at Central Michigan											
Illinois-Chicago											
Chattanooga											
at Kent State											
at Western Kentucky	2	0-0	0-0	0-0	0	0	0	1	0	1	0
Jacksonville	0+	0-0	0-0	0-0	0	0	0	0	0	0	0
Northern Illinois	0+	0-0	0-0	0-0	0	0	0	1	0	0	0
SMS*	3	0-0	0-0	0-0	0	0	0	0	0	0	0
at Southern Illinois*											
at Northern Iowa*											
Creighton*											
at SMS*											
Wichita State*											
at Creighton*											
at Evansville*											
Northern Iowa*											
Bradley*											
at Wichita State*											
Indiana State*											
at Bradley*											
Drake*											
Evansville*											
at TBA											
at Drake*											
at Indiana State*											
Southern Illinois*											

* Missouri Valley Conference game

UPDATED PLAYER NOTES

- Played five minutes against SIU-Edwardsville and was 0-for-1 from the floor with one assist.
- Didn't score in the Red-White scrimmage.

GILLAN'S CAREER HIGHS

Points	2, three times
Rebounds	1, five times
Assists	1 vs. Creighton, 1-2-02
Steals	1 at Western Kentucky, 12-15-02
Blocks	None
Minutes	4, twice

GILLAN'S SEASON HIGHS


Points	0
Rebounds	0
Assists	0
Steals	1 at Western Kentucky, 12-15-02
Blocks	0
Minutes	3 vs. SMS, 12-29-02

GILLAN'S CAREER STATISTICS

YEAR	G-GS	MIN	FG-FGA	PCT	3FG-FGA	PCT	FT-FTA	PCT	O-D	REB	AVG	AST	TO	BLK	STL	TP	AVG
99-00	8-0	9	1-1	1.000	0-0	.000	0-0	.000	0-1	1	0.1	0	0	0	0	2	0.3
00-01	14-0	20	2-4	.500	0-2	.000	0-0	.000	0-2	2	0.1	1	1	0	0	4	0.3
01-02	8-0	15	0-0	.000	0-0	.000	0-0	.000	0-2	2	0.3	1	1	0	0	0	0.0
02-03	4-0	5	0-0	.000	0-0	.000	0-0	.000	0-0	0	0.0	0	2	0	1	0	0.0
Total	34-0	49	3-5	.600	0-2	.000	0-0	.000	0-5	5	0.1	2	4	0	1	6	0.2

GILLAN'S MISSOURI VALLEY CONFERENCE STATISTICS

YEAR	G-GS	MIN	FG-FGA	PCT	3FG-FGA	PCT	FT-FTA	PCT	O-D	REB	AVG	AST	TO	BLK	STL	TP	AVG
99-00	5-0	5	1-1	1.000	0-0	.000	0-0	.000	0-1	1	0.2	0	0	0	0	2	0.4
00-01	6-0	8	0-1	.000	0-1	.000	0-0	.000	0-1	1	0.2	0	1	0	0	0	0.0
01-02	4-0	9	0-0	.000	0-0	.000	0-0	.000	0-1	1	0.3	1	0	0	0	0	0.0
02-03	1-0	3	0-0	.000	0-0	.000	0-0	.000	0-0	0	0.0	0	0	0	0	0	0.0
Total	16-0	25	1-2	.500	0-1	.000	0-0	.000	0-3	3	0.2	1	1	0	0	2	0.1



11 • Vince Greene

Sophomore • 5-9 • 160 • Guard • Chicago, Ill. (Brother Rice)



2002-03 GAME-BY-GAME STATISTICS

Opponent	M	FG-A	3FG-A	FT-A	R	PF	A	TO	BLK	S	TP
Utah State	33	4-12	2-6	0-0	3	2	3	4	0	0	10
at Central Michigan	27	5-9	1-2	2-2	2	0	5	7	0	1	13
Illinois-Chicago	28	5-9	2-3	2-2	3	5	6	1	0	1	14
Chattanooga	33	0-8	0-4	0-0	0	1	8	1	0	1	0
at Kent State	17	1-2	1-1	0-0	1	0	3	2	0	2	3
at Western Kentucky	21	2-6	0-2	2-2	4	1	3	3	0	2	6
Jacksonville	34	6-11	3-6	2-2	5	2	11	2	0	1	17
Northern Illinois	34	5-9	2-6	4-4	1	3	1	3	0	4	16
SMS*	23	5-6	2-2	2-2	0	1	1	5	0	1	14
at Southern Illinois*	39	3-8	1-2	0-1	1	2	4	4	0	1	7
at Northern Iowa*	19	1-2	0-0	0-0	3	2	3	4	0	0	2
Creighton*	36	5-5	3-3	4-5	3	3	7	2	0	4	17
at SMS*	33	3-9	2-4	5-7	7	3	1	4	0	2	13
Wichita State*	40	5-8	3-4	1-2	3	1	3	1	0	4	14
at Creighton*											
at Evansville*											
Northern Iowa*											
Bradley*											
at Wichita State*											
Indiana State*											
at Bradley*											
Drake*											
Evansville*											
at TBA											
at Drake*											
at Indiana State*											
Southern Illinois*											

* Missouri Valley Conference game

UPDATED PLAYER NOTES

- Has posted double-digit scoring in the last three outings.
- Pulled down a career-high seven rebounds at SMS.
- Has 14 double-figure games in his career.
- Against Jacksonville, had a career night with 17 points, 11 assists and five rebounds.
- Led the 'Birds in scoring with 16 points against EA Sports, on 3-for-4 shooting on 3-pointers.
- Poured in a game-high 26 points against SIU-Edwardsville and was 6-for-7 on treys. Also added four assists in 27 minutes of action.
- Scored four points in the Red-White game.

GREENE'S CAREER HIGHS

Points	17, twice
Rebounds	7 at SMS, 1-15-03
Assists	11 vs. Jacksonville, 12-18-02
Steals	4, three times
Blocks	0
Minutes	40 vs. Wichita State, 1-18-03

GREENE'S SEASON HIGHS

Points	17, twice
Rebounds	7 at SMS, 1-15-03
Assists	11 vs. Jacksonville, 12-18-02
Steals	4, three times
Blocks	0
Minutes	40 vs. Wichita State, 1-18-03

GREENE'S CAREER STATISTICS


YEAR	G-GS	MIN	FG-FGA	PCT	3FG-FGA	PCT	FT-FTA	PCT	O-D	REB	AVG	AST	TO	BLK	STL	TP	AVG
01-02	31-2	472	43-123	.350	23-55	.418	36-42	.857	4-18	22	0.7	58	52	1	15	145	4.7
02-03	14-12	416	50-104	.481	22-45	.489	24-29	.828	3-33	36	2.6	59	43	0	24	146	10.4
Total	45-14	888	93-227	.410	45-100	.450	60-71	.845	7-51	58	1.3	117	95	1	39	291	6.5

GREENE'S MISSOURI VALLEY CONFERENCE STATISTICS

YEAR	G-GS	MIN	FG-FGA	PCT	3FG-FGA	PCT	FT-FTA	PCT	O-D	REB	AVG	AST	TO	BLK	STL	TP	AVG
01-02	18-0	224	20-52	.385	13-31	.419	5-6	.833	1-12	13	0.7	23	19	1	10	58	3.2
02-03	6-6	191	22-38	.579	11-15	.733	12-17	.706	1-16	17	2.8	19	20	0	12	67	11.2
Total	24-6	415	42-90	.467	24-46	.522	17-23	.739	2-28	30	1.3	42	39	1	22	125	5.2

GREENE vs. CREIGHTON

G-GS	MIN	FG-FGA	PCT	3FG-FGA	PCT	FT-FTA	PCT	REB	AVG	AST	BLK	STL	TP	AVG
3-0	38	1-7	.143	0-2	.000	3-4	.750	0	0.0	4	0	1	5	1.7



24 • Trey Guidry

Sophomore • 6-2 • 185 • Guard • Baton Rouge, La. (Central/North Carolina State)



2002-03 GAME-BY-GAME STATISTICS

Opponent	M	FG-A	3FG-A	FT-A	R	PF	A	TO	BLK	S	TP
Utah State	35	7-17	6-11	0-0	2	2	1	3	1	0	20
at Central Michigan	24	3-7	1-2	0-0	2	0	0	1	0	0	7
Illinois-Chicago	33	4-17	4-12	2-2	0	3	3	1	0	2	14
Chattanooga	32	11-15	4-5	0-0	1	4	0	2	0	1	26
at Kent State	38	7-14	1-3	0-0	4	4	11	3	0	1	15
at Western Kentucky	31	2-15	1-7	0-0	4	1	1	1	0	2	5
Jacksonville	20	1-5	0-3	1-2	2	2	2	4	0	1	3
Northern Illinois	25	7-15	5-9	0-0	2	2	1	1	1	0	19
SMS*	28	1-6	1-3	0-0	1	3	0	1	0	1	3
at Southern Illinois*	24	3-9	2-2	3-4	1	4	4	5	0	0	11
at Northern Iowa*	11	0-2	0-0	0-0	2	1	0	2	0	0	0
Creighton*	19	0-4	0-3	0-0	1	0	1	2	0	0	0
at SMS*	30	6-11	3-6	1-2	1	2	2	2	0	0	16
Wichita State*	15	5-13	3-6	2-3	1	1	0	1	0	0	15
at Creighton*											
at Evansville*											
Northern Iowa*											
Bradley*											
at Wichita State*											
Indiana State*											
at Bradley*											
Drake*											
Evansville*											
at TBA											
at Drake*											
at Indiana State*											
Southern Illinois*											

* Missouri Valley Conference game

UPDATED PLAYER NOTES

- Has scored back-to-back double figure games.
- Posted 15 points against Wichita State at home, but a game-winning jumper came up short with five seconds left on the clock.
- Dished out a career-best 11 assists and posted his first career double-double with 15 points at Kent State.
- Tossed in a career-high 26 points against Chattanooga with a 4-for-5 effort from behind the arc.
- Poured in a team-high 20 points in the opener against Utah State with six treys.
- Played 19 minutes against EA Sports with seven points.
- His left foot was placed in a cast as a precautionary measure to heal a slight stress fracture. As a result, he did not play in the first exhibition.
- Scored a game-high 22 points in the Red-White game powered by six 3-pointers.

GUIDRY'S CAREER HIGHS

Points	26 vs. Chattanooga, 12-2-02
Rebounds	4, twice
Assists	11 at Kent State, 12-7-02
Steals	2, twice
Blocks	1, twice
Minutes	38 at Kent State, 12-7-02

GUIDRY'S SEASON HIGHS

Points	26 vs. Chattanooga, 12-2-02
Rebounds	4, twice
Assists	11 at Kent State, 12-7-02
Steals	2, twice
Blocks	1, twice
Minutes	38 at Kent State, 12-7-02

GUIDRY'S CAREER STATISTICS

YEAR	G-GS	MIN	FG-FGA	PCT	3FG-FGA	PCT	FT-FTA	PCT	O-D	REB	AVG	AST	TO	BLK	STL	TP	AVG
00-01*	25-6	241	27-69	.391	19-44	.432	5-9	.556	4-17	21	0.8	9	14	1	8	78	3.1
02-03	14-7	365	57-150	.380	31-72	.431	9-13	.692	2-22	24	1.7	26	29	2	8	154	11.0
Total	39-13	606	84-219	.384	50-116	.431	14-22	.636	6-39	45	1.2	35	43	3	16	232	5.9

* At North Carolina State

GUIDRY'S MISSOURI VALLEY CONFERENCE STATISTICS

YEAR	G-GS	MIN	FG-FGA	PCT	3FG-FGA	PCT	FT-FTA	PCT	O-D	REB	AVG	AST	TO	BLK	STL	TP	AVG
02-03	6-2	127	15-45	.333	9-20	.450	6-9	.667	0-7	7	1.2	7	13	0	1	45	7.5


GUIDRY vs. CREIGHTON

YEAR	G-GS	MIN	FG-FGA	PCT	3FG-FGA	PCT	FT-FTA	PCT	O-D	REB	AVG	AST	TO	BLK	STL	TP	AVG
02-03	1-0	19	0-4	.000	0-3	.000	0-0	.000	0-1	1	1.0	1	2	0	0	0	0.0



12 • Rebert Harris

Junior • 6-0 • 177 • Guard • Chicago, Ill. (Providence St. Mel)



2002-03 GAME-BY-GAME STATISTICS

Opponent	M	FG-A	3FG-A	FT-A	R	PF	A	TO	BLK	S	TP
Utah State					Did Not Play						
at Central Michigan					Did Not Play						
Illinois-Chicago					Did Not Play						
Chattanooga					Did Not Play						
at Kent State					Did Not Play						
at Western Kentucky	2	0-1	0-0	0-0	0	0	0	0	0	0	0
Jacksonville	2	0-0	0-0	0-0	0	0	0	0	1	0	0
Northern Illinois					Did Not Play						
SMS*	9	1-5	0-1	0-0	0	0	0	4	1	1	2
at Southern Illinois*					Did Not Play						
at Northern Iowa*					Did Not Play						
Creighton*					Did Not Play						
at SMS*	14	1-3	0-1	0-0	0-0	4	1	3	0	0	2
Wichita State*					Did Not Play						
at Creighton*											
at Evansville*											
Northern Iowa*											
Bradley*											
at Wichita State*											
Indiana State*											
at Bradley*											
Drake*											
Evansville*											
at TBA											
at Drake*											
at Indiana State*											
Southern Illinois*											

* Missouri Valley Conference game

HARRIS' CAREER HIGHS

Points	2, twice
Rebounds	0
Assists	1 at SMS, 1-15-03
Steals	1 vs. SMS, 12-29-02
Blocks	1, twice
Minutes	14 at SMS, 1-15-03

HARRIS' SEASON HIGHS


Points	2, twice
Rebounds	0
Assists	1 at SMS, 1-15-03
Steals	1 vs. SMS, 12-29-02
Blocks	1, twice
Minutes	14 at SMS, 1-15-03

HARRIS' CAREER STATISTICS

YEAR	G-GS	MIN	FG-FGA	PCT	3FG-FGA	PCT	FT-FTA	PCT	O-D	REB	AVG	AST	TO	BLK	STL	TP	AVG
02-03	4-0	27	2-9	.222	0-2	.000	0-0	.000	0-0	0	0.0	1	7	2	1	4	1.0

HARRIS' MISSOURI VALLEY CONFERENCE STATISTICS

YEAR	G-GS	MIN	FG-FGA	PCT	3FG-FGA	PCT	FT-FTA	PCT	O-D	REB	AVG	AST	TO	BLK	STL	TP	AVG
02-03	2-0	23	2-8	.250	0-2	.000	0-0	.000	0-0	0	0.0	1	7	1	1	4	2.0



34 • Kenneth Hill



Sophomore • 6-6 • 190 • Forward • Naperville, Ill. (Central)

2002-03 GAME-BY-GAME STATISTICS

Opponent	M	FG-A	3FG-A	FT-A	R	PF	A	TO	BLK	S	TP
Utah State											
at Central Michigan											
Illinois-Chicago											
Chattanooga											
at Kent State											
at Western Kentucky	2	1-1	0-0	0-0	1	0	0	0	0	0	2
Jacksonville	2	0-0	0-0	0-0	1	0	0	0	0	0	0
Northern Illinois											
SMS*	3	0-0	0-0	0-0	0	0	0	0	1	0	0
at Southern Illinois*											
at Northern Iowa*											
Creighton*											
at SMS*											
Wichita State*											
at Creighton*											
at Evansville*											
Northern Iowa*											
Bradley*											
at Wichita State*											
Indiana State*											
at Bradley*											
Drake*											
Evansville*											
at TBA											
at Drake*											
at Indiana State*											
Southern Illinois*											

* Missouri Valley Conference game

UPDATED PLAYER NOTES

- Has not seen the floor in the last five games.
- Played his first regular-season action at Western Kentucky. Finished with two points in two minutes.
- Saw three minutes of action against SIU-Edwardsville, but did not attempt a shot. Grabbed one board.
- Registered four points in the Red-White scrimmage.

HILL'S CAREER HIGHS

Points	2 at Western Kentucky, 12-15-02
Rebounds	1, twice
Assists	0
Steals	0
Blocks	1 vs. SMS, 12-29-02
Minutes	3 vs. SMS, 12-29-02

HILL'S SEASON HIGHS


Points	2 at Western Kentucky, 12-15-02
Rebounds	1, twice
Assists	0
Steals	0
Blocks	1 vs. SMS, 12-29-02
Minutes	3 vs. SMS, 12-29-02

HILL'S CAREER STATISTICS

YEAR	G-GS	MIN	FG-FGA	PCT	3FG-FGA	PCT	FT-FTA	PCT	O-D	REB	AVG	AST	TO	BLK	STL	TP	AVG
02-03	3-0	7	1-1	1.000	0-0	.000	0-0	.000	1-1	2	0.7	0	0	1	0	2	0.7

HILL'S MISSOURI VALLEY STATISTICS

YEAR	G-GS	MIN	FG-FGA	PCT	3FG-FGA	PCT	FT-FTA	PCT	O-D	REB	AVG	AST	TO	BLK	STL	TP	AVG
02-03	1-0	3	0-0	.000	0-0	.000	0-0	.000	0-0	0	0.0	0	0	1	0	0	0.0



40 • Casey Reid

Senior • 6-7 • 205 • Forward • Las Vegas, Nev. (Las Vegas/Scottsdale CC)



2002-03 GAME-BY-GAME STATISTICS

Opponent	M	FG-A	3FG-A	FT-A	R	PF	A	TO	BLK	S	TP
Utah State	12	1-2	0-0	0-0	1	0	1	0	1	0	2
at Central Michigan	14	4-5	0-0	0-0	0	2	0	1	0	1	8
Illinois-Chicago	7	0-0	0-0	0-0	0	1	0	0	0	0	0
Chattanooga	3	0-0	0-0	0-0	0	0	0	0	0	0	0
at Kent State	2	0-0	0-0	0-0	0	1	0	0	0	0	0
at Western Kentucky	5	0-2	0-1	0-0	0	0	1	1	0	0	0
Jacksonville	5	1-1	0-0	0-0	3	1	0	2	0	0	2
Northern Illinois											Did Not Play
SMS*	5	0-0	0-0	0-0	0	2	0	0	0	0	0
at Southern Illinois*											Did Not Play
at Northern Iowa*											Did Not Play
Creighton*											Did Not Play
at SMS*	6	0-0	0-0	2-2	3	3	0	0	0	0	6
Wichita State*											Did Not Play
at Creighton*											
at Evansville*											
Northern Iowa*											
Bradley*											
at Wichita State*											
Indiana State*											
at Bradley*											
Drake*											
Evansville*											
at TBA											
at Drake*											
at Indiana State*											
Southern Illinois*											

* Missouri Valley Conference game

UPDATED PLAYER NOTES

- Has only logged 33 minutes in the last 12 games.
- Matched his career-best with eight points at Central Michigan.
- His only points against Utah State came off of a baseline drive and dunk.
- Two points and two assists against EA Sports.
- Against SIU-Edwardsville, finished with six points, three boards and three assists in 21 minutes of action.
- Dumped in 10 points in the annual scrimmage.

REID'S CAREER HIGHS

Points	8, twice
Rebounds	6 at Northern Iowa, 2-23-02
Assists	3 vs. Wichita State, 1-7-02
Steals	2 vs. Southern Illinois, 2-16-02
Blocks	2 at Illinois, 12-18-01
Minutes	20 at Georgia Southern, 11-29-01

REID'S SEASON HIGHS

Points	8 at Central Michigan, 11-26-02
Rebounds	3 vs. Jacksonville, 12-18-02
Assists	1, twice
Steals	1 at Central Michigan, 11-26-02
Blocks	1 vs. Utah State, 11-23-02
Minutes	14 at Central Michigan, 11-26-02

REID'S CAREER STATISTICS


YEAR	G-GS	MIN	FG-FGA	PCT	3FG-FGA	PCT	FT-FTA	PCT	O-D	REB	AVG	AST	TO	BLK	STL	TP	AVG
01-02	31-3	391	31-62	.500	0-1	.000	13-21	.619	20-55	75	2.4	20	22	12	7	75	2.4
02-03	9-0	59	6-10	.600	0-1	.000	2-2	1.000	2-5	7	0.8	2	4	1	1	14	1.6
Total	40-3	450	37-72	.514	0-2	.000	15-23	.652	22-60	82	2.1	22	26	13	8	89	2.2

REID'S MISSOURI VALLEY CONFERENCE STATISTICS

YEAR	G-GS	MIN	FG-FGA	PCT	3FG-FGA	PCT	FT-FTA	PCT	O-D	REB	AVG	AST	TO	BLK	STL	TP	AVG
01-02	18-1	230	17-36	.472	0-1	.000	7-13	.538	15-33	48	2.7	10	9	7	5	41	2.3
02-03	2-0	11	0-0	.000	0-0	.000	2-2	1.000	1-2	3	1.5	0	0	0	0	2	1.0
Total	20-1	241	17-36	.472	0-1	.000	9-15	.600	16-35	51	2.6	10	9	7	5	43	2.2

REID vs. CREIGHTON

G-GS	MIN	FG-FGA	PCT	3FG-FGA	PCT	FT-FTA	PCT	REB	AVG	AST	BLK	STL	TP	AVG
3-0	34	1-4	.250	0-0	.000	0-1	.000	4	1.3	0	1	2	2	0.7



5 • Andy Strandmark



Senior • 6-11 • 240 • Center • Geneseo, Ill. (Darnall)

UPDATED PLAYER NOTES

- Has been held scoreless in his last three games, going 0-for-4 in 33 minutes of action.
- His three-straight games of double-digit scoring was the longest string of his career.
- Against the Central Michigan, Strandmark got to the free throw line for a career-high six times and converted five of them.
- Against EA Sports, had seven points in 26 minutes with three boards and a pair of blocked shots.
- Played 18 minutes against SIU-Edwardsville and had eight points, three rebounds and two blocks.
- Led the white team with 13 points in the Red-White game.

2002-03 GAME-BY-GAME STATISTICS

Opponent	M	FG-A	3FG-A	FT-A	R	PF	A	TO	BLK	S	TP
Utah State	21	1-4	0-0	0-2	2	2	1	0	1	0	2
at Central Michigan	25	3-6	0-0	5-6	7	2	1	0	0	1	11
Illinois-Chicago	24	4-6	0-0	2-4	8	3	1	3	0	0	10
Chattanooga	24	4-8	0-0	3-3	5	3	0	1	1	0	11
at Kent State	18	2-5	0-0	0-0	4	4	1	0	0	2	4
at Western Kentucky	27	0-4	0-0	2-4	9	1	1	1	1	0	2
Jacksonville	19	4-6	0-0	0-1	2	2	1	0	2	1	8
Northern Illinois	29	1-2	0-0	3-4	6	4	0	2	1	3	5
SMS*	10	2-4	0-0	0-0	3	2	0	2	0	0	4
at Southern Illinois*	10	0-0	0-0	0-0	1	1	0	0	1	0	0
at Northern Iowa*	17	3-5	0-0	1-2	4	0	0	1	0	0	7
Creighton*	14	0-2	0-0	0-0	5	2	1	1	0	0	0
at SMS*	11	0-1	0-0	0-0	0	1	0	0	0	0	0
Wichita State*	8	0-1	0-0	0-0	2	2	0	1	1	0	0
at Creighton*											
at Evansville*											
Northern Iowa*											
Bradley*											
at Wichita State*											
Indiana State*											
at Bradley*											
Drake*											
Evansville*											
at TBA											
at Drake*											
at Indiana State*											
Southern Illinois*											

* Missouri Valley Conference game

STRANDMARK'S CAREER HIGHS

Points	15 vs. Bradley, 2-8-00
Rebounds	13 vs. Southwest Missouri State, 1-22-00
Assists	3 at Bradley, 1-26-00
Steals	3, twice
Blocks	3 vs. Southern Illinois, 2-16-02
Minutes	33, twice

STRANDMARK'S SEASON HIGHS

Points	11, twice
Rebounds	9 at Western Kentucky, 12-15-02
Assists	1, seven times
Steals	3 vs. Northern Illinois, 12-21-02
Blocks	2 vs. Jacksonville, 12-18-02
Minutes	29 vs. Northern Illinois, 12-21-02

STRANDMARK'S CAREER STATISTICS


YEAR	G-GS	MIN	FG-FGA	PCT	3FG-FGA	PCT	FT-FTA	PCT	O-D	REB	AVG	AST	TO	BLK	STL	TP	AVG
99-00	29-8	511	36-78	.462	0-0	.000	22-30	.733	27-88	115	4.0	14	29	21	10	94	3.2
00-01	26-5	206	9-42	.214	0-0	.000	14-19	.737	10-41	51	2.0	5	15	5	3	32	1.2
01-02	31-9	369	40-83	.482	0-0	.000	11-21	.524	28-55	83	2.7	13	17	15	7	91	2.9
02-03	14-6	257	24-54	.444	0-0	.000	16-26	.615	16-42	58	4.1	7	12	8	7	64	4.6
Total	100-28	1343	109-257	.424	0-0	.000	63-96	.656	81-226	307	3.1	39	73	49	27	281	2.8

STRANDMARK'S MISSOURI VALLEY CONFERENCE STATISTICS

YEAR	G-GS	MIN	FG-FGA	PCT	3FG-FGA	PCT	FT-FTA	PCT	O-D	REB	AVG	AST	TO	BLK	STL	TP	AVG
99-00	18-8	359	30-58	.517	0-0	.000	16-21	.762	22-65	87	4.8	11	17	15	5	76	4.2
00-01	15-2	102	5-20	.250	0-0	.000	4-6	.667	6-14	20	1.3	3	7	1	1	14	0.9
01-02	18-8	235	25-53	.472	0-0	.000	6-13	.462	16-37	53	2.9	6	7	10	6	56	3.1
02-03	6-0	70	5-13	.385	0-0	.000	1-2	.500	6-9	15	2.5	1	5	2	0	11	1.8
Total	57-18	766	65-144	.451	0-0	.000	27-42	.643	50-125	175	3.1	21	36	28	12	157	2.8

STRANDMARK vs. CREIGHTON

G-GS	MIN	FG-FGA	PCT	3FG-FGA	PCT	FT-FTA	PCT	REB	AVG	AST	BLK	STL	TP	AVG
8-2	125	9-27	.333	0-0	.000	4-5	.800	27	3.4	4	3	6	20	2.5



10 • Kevin Troc

Freshman • 6-4 • 190 • Guard • Lockport, Ill. (Lockport)



2002-03 GAME-BY-GAME STATISTICS

Opponent	M	FG-A	3FG-A	FT-A	R	PF	A	TO	BLK	S	TP
Utah State	13	1-1	0-0	0-0	4	1	5	0	0	0	2
at Central Michigan	24	1-3	0-0	0-0	4	3	1	2	0	0	2
Illinois-Chicago	13	0-1	0-0	0-0	1	1	0	1	1	0	0
Chattanooga	10	1-2	1-1	0-0	0	2	2	0	0	0	3
at Kent State	2	0-0	0-0	0-0	0	0	0	2	0	0	0
at Western Kentucky	12	0-1	0-0	1-2	2	2	0	2	0	0	1
Jacksonville	12	4-6	0-1	0-0	2	1	2	0	0	1	8
Northern Illinois	13	1-5	1-1	1-2	0	1	1	3	0	0	4
SMS*	9	0-1	0-0	0-0	1	1	0	0	0	1	0
at Southern Illinois*	2	0-1	0-1	0-0	0	1	0	0	0	0	0
at Northern Iowa*	23	2-7	0-2	3-3	3	1	1	2	0	0	7
Creighton*	9	0-0	0-0	0-0	0	0	0	1	0	0	0
at SMS*					Did Not Play						
Wichita State*	7	0-1	0-0	0-0	2	1	0	2	0	0	0
at Creighton*											
at Evansville*											
Northern Iowa*											
Bradley*											
at Wichita State*											
Indiana State*											
at Bradley*											
Drake*											
Evansville*											
at TBA											
at Drake*											
at Indiana State*											
Southern Illinois*											

* Missouri Valley Conference game

UPDATED PLAYER NOTES

- Has played 16 minutes in the last three games.
- Posted a career-high eight points against Jacksonville on 4-for-6 shooting.
- Claimed first collegiate start at Central Michigan. Finished with two points, four boards and an assist.
- Five assists, four boards and two points against Utah State in 13 minutes.
- Played 19 minutes against EA Sports with two points, four assists and two rebounds.
- Recorded five points, including an dunk, against SIU-Edwardsville. He was 1-for-1 on treys and chipped in two rebounds and three assists.
- Had seven points in the annual Red-White game.

TROC'S CAREER HIGHS

Points	8 vs. Jacksonville, 12-18-02
Rebounds	4, twice
Assists	5 vs. Utah State, 11-23-02
Steals	1, twice
Blocks	1 vs. Illinois-Chicago, 11-30-02
Minutes	24 at Central Michigan, 11-26-02

TROC'S SEASON HIGHS

Points	8 vs. Jacksonville, 12-18-02
Rebounds	4, twice
Assists	5 vs. Utah State, 11-23-02
Steals	1, twice
Blocks	1 vs. Illinois-Chicago, 11-30-02
Minutes	24 at Central Michigan, 11-26-02

TROC'S CAREER STATISTICS

YEAR	G-GS	MIN	FG-FGA	PCT	3FG-FGA	PCT	FT-FTA	PCT	O-D	REB	AVG	AST	TO	BLK	STL	TP	AVG
02-03	13-1	149	10-29	.345	2-6	.333	5-7	.714	5-14	19	1.5	12	15	1	2	27	2.1

TROC'S MISSOURI VALLEY STATISTICS

YEAR	G-GS	MIN	FG-FGA	PCT	3FG-FGA	PCT	FT-FTA	PCT	O-D	REB	AVG	AST	TO	BLK	STL	TP	AVG
02-03	5-0	50	2-10	.200	0-3	.000	3-3	1.000	2-4	6	1.2	1	5	0	1	7	1.4

TROC vs. CREIGHTON

YEAR	G-GS	MIN	FG-FGA	PCT	3FG-FGA	PCT	FT-FTA	PCT	O-D	REB	AVG	AST	TO	BLK	STL	TP	AVG
02-03	1-0	9	0-0	.000	0-0	.000	0-0	.000	0-0	0	0.0	0	1	0	0	0	0.0



EXHIBITION 1

Greene Leads 'Birds in Exhibition Win

NORMAL, Ill. - Sophomore point guard Vince Greene scored a game-high 26 points, including six three-pointers, as Illinois State won its first exhibition of the season, 89-70, over SIU-Edwardsville at Redbird Arena.

Baboucarr Bojang finished with 14 points and six rebounds for the 'Birds, while true freshman Chris Burras came off the bench to score 12.

SIU-Edwardsville was led by Ron Jones with 19 points, 17 of which came in the second half. Rob Baumgardner and Ben Garwitz each contributed 13 points, and Baumgardner also led the Cougars in rebounding with six boards. The Cougars never led in the entire game and after the initial 12-point deficit never got closer than seven points.

Illinois State opened up the game with a 12-0 run, highlighted by two three-pointers and a cross-over lay-up by Greene. The 'Birds defense forced eight Cougar turnovers in the first 12 minutes of the game, including the team's first two possessions.

Greene led all scorers in the first half with 10 points, while Gregg Alexander chipped in eight first half points on 3-for-4 shooting. ISU shot 61 percent from the field in the first half, including 5-for-8 from beyond the arc.

Down 45-24 at halftime, the Cougars came out firing in the second half and outscored the 'Birds 26-15 over the first 8:30 minutes led by nine points apiece by junior Ron Jones and freshman Logan Glosser narrowing the Redbird lead to 10. Following a timeout with 11:05 remaining in the game, the 'Birds went on a 13-0 run to extend their lead back to 23, which tied their largest lead of the night.

ILLINOIS STATE 89, SIU-Edwardsville 70
November 4, 2002 • Redbird Arena

Table with columns: SIU-E, Min., FG-A, FT-A, O-REB, A, PF, TP. Lists player stats for Bauersachs, Mueller, Bradford, Jones, Baumgardner, Gajewski, Zick, Garwitz, Heflin, Glosser, Ward, Salak, and Totals.

Team Pct.: FG - .529; FT - .700
3-Pt.: 9-15, .600 (Bradford 0-1, Jones 3-4, Baumgardner 2-4, Heflin 1-1, Glosser 3-5)
Blocks: 1 (Ward 1)
Turnovers: 19 (Bauersachs 1, Bradford 3, Jones 4, Baumgardner 3, Gajewski 2, Heflin 1, Glosser 2, Ward 1, Team 2)
Steals: 3 (Bradford 2, Heflin 1)

Table with columns: ILLINOIS ST., Min., FG-A, FT-A, O-REB, A, PF, TP. Lists player stats for Bojang, Strandmark, Alexander, Ford, Greene, Burras, Troc, Arnold, Hill, Reid, Gillan, and Totals.

Team Pct.: FG - .563; FT - .571
3-Pt.: 9-13, .692 (Alexander 2-3, Greene 6-7, Burras 0-2, Troc 1-1)
Blocks: 4 (Strandmark 2, Ford 1, Arnold 1)
Turnovers: 8 (Bojang 1, Strandmark 4, Burras 1, Troc 2)
Steals: 7 (Alexander 4, Ford 1, Burras 2)

Officials: Jerry Seibert, Frank Spencer, Mike Litzelfelner
Attendance: 4,049
Halftime Score: ILLINOIS STATE 45, SIU-Edwardsville 24

EXHIBITION 2

ISU Drops Second Exhibition to EA Sports

NORMAL, Ill. - Vince Greene led all scorers with 16 points, but Illinois State could not pick up the victory, dropping its second and final exhibition game of the season, 66-65, to the EA Sports All-Stars Thursday night at Redbird Arena.

Illinois State also got 15 points and 10 rebounds from Baboucarr Bojang, while Andy Strandmark, Gregg Alexander and Trey Guidry each contributed seven points. The 'Birds shot 54 percent from the field in the first half, but managed only 41 percent in the second half on 10-for-24 shooting.

EA Sports, 1-9, only shot 7-for-20 from the charity stripe, including 4-for-15 in the second half. EA Sports was led by former Fighting Illini player Sergio McClain with 13 points, while Doc Taylor, who played at Cleveland State, chipped in 12.

Bojang showed his offensive skills early in the game by scoring nine of the Redbirds' first 11 points, but hot three-point shooting (3-for-3) from McClain kept the game tight midway through the first half. Back-to-back jumpers from Greene helped ignite a 13-5 run to take the lead at 24-20 with just over seven minutes remaining.

Marcus Arnold hit two low-post jumpers late in the first half and the Redbirds went into the half with a one-point lead, 36-35. Bojang and McClain led their respective teams in first-half scoring with 11 points.

EA Sports scored 14 points of its first 19 points in the second half off lay-ups or dunks and were able to take a 54-47 lead, the largest of the night for either team, with just under nine minutes left in the game. However, the 'Birds went on an 11-2 run over the next 3:37 led by four points from Gregg Alexander to take the lead at 58-56 with five minutes remaining.

EA Sports 66, ILLINOIS STATE 65
November 14, 2002 • Redbird Arena

Table with columns: EA Sports, Min., FG-A, FT-A, O-REB, A, PF, TP. Lists player stats for McClain, Johnson, Turner, Dobbs, Taylor, Jones, Brownlee, Vaughn, and Totals.

Team Pct.: FG - .519; FT - .278
3-Pt.: 7-20, .350 (McClain 3-7, Johnson 0-3, Dobbs 1-1, Jones 1-4, Brownlee 2-5)
Blocks: 1 (Taylor 1)
Turnovers: 9 (Johnson 2, Taylor 4, Jones 2, Brownlee 1)
Steals: 8 (Johnson 1, Turner 1, Dobbs 1, Taylor 1, Jones 2, Vaughn 2)

Table with columns: ILLINOIS ST., Min., FG-A, FT-A, O-REB, A, PF, TP. Lists player stats for Bojang, Reid, Strandmark, Alexander, Greene, Burras, Troc, Arnold, Guidry, and Totals.

Team Pct.: FG - .481; FT - .714
3-Pt.: 5-15, .333 (Alexander 1-4, Greene 3-4, Burras 0-1, Troc 0-2, Guidry 1-4)
Blocks: 3 (Bojang 1, Strandmark 2)
Turnovers: 12 (Bojang 1, Reid 1, Strandmark 3, Alexander 1, Ford 1, Troc 3, Guidry 2)
Steals: 2 (Ford 1, Arnold 1)

Officials: Ed Hightower, Rob Kruger, Mark Mayhood
Attendance: 4,656
Halftime Score: ILLINOIS STATE 36, EA Sports 35

GAME 1

Redbirds Fall 68-53 to Utah State

NORMAL, Ill. - Trey Guidry led Illinois State with 20 points, including six three-pointers, but it wasn't enough as the Utah State Aggies spoiled the Redbirds' season opener, 68-53, Saturday night at Redbird Arena.

Vince Greene was the only other Illinois State player to score in double figures with 10, while freshman Marcus Arnold turned in nine points. The 'Birds shot only 39 percent from the field and made only one of their eight (125) free-throw attempts.

Desmond Penigar led Utah State with 22 points, going 4-for-4 from three-point range. Point guard Mark Brown scored 19 points for the Aggies. Utah State shot 50 percent from the field in the game, including 50 percent from beyond the arc on 6-for-12 shooting.

Illinois State (0-1) got off to a slow start offensively, scoring only four points in the game's first nine minutes and dug itself into a 11-4 deficit. However, Guidry hit a three-pointer with 10:35 left in the first half that sparked a 13-5 Redbird run that gave Illinois State its only lead of the first half at 17-16. Guidry scored 11 of the 'Birds 13 points during the run, including three shots from beyond the arc.

Utah State (1-0) went on a 16-5 run over the final six minutes of the half, including holding the Redbirds scoreless for nearly three minutes, to take a 10-point lead into the locker room, 32-22. Brown ignited the Utah State run with nine points, including three lay-ups.

The Redbirds came out firing in the second half, scoring 15 of their first 17 second-half points from beyond the arc. Guidry helped lead the charge with three three-pointers, while Gregg Alexander contributed two. Illinois State used the offensive surge to shred the Aggies' halftime lead and close to within two points, 43-41, with just over 12 minutes remaining in the game.

Illinois State went into a scoring drought, however, over the game's next six minutes, which allowed the Aggies to build a 10-point lead at 51-41. Penigar led Utah State during the 8-0 run with seven points. Greene scored the Redbirds' next seven points, but Utah State was able to keep Illinois State from getting any closer than eight in the game's closing minutes.

Utah State 68, ILLINOIS STATE 53
November 23, 2002 • Redbird Arena

Table with columns: Utah State, Min., FG-A, FT-A, O-REB, A, PF, TP. Lists player stats for Johnson, Nelson, Puzey, M. Brown, Patton, Penigar, Harris, Stowell, Butler, C. Brown, and Totals.

Team Pct.: FG - .500; FT - .778
3-Pt.: 6-12, .500 (M. Brown 1-3, Patton 0-2, Penigar 4-4, Butler 1-3)
Blocks: 3 (Johnson 2, Penigar 1)
Turnovers: 12 (Johnson 3, Nelson 1, M. Brown 2, Patton 2, Penigar 1, Stowell 1, Butler 2)
Steals: 10 (Puzey 1, M. Brown 4, Patton 2, Penigar 1, Butler 2)

Table with columns: ILLINOIS ST., Min., FG-A, FT-A, O-REB, A, PF, TP. Lists player stats for Alexander, Bojang, Strandmark, Greene, Guidry, Burras, Ford, Troc, Arnold, Reid, and Totals.

Team Pct.: FG - .389; FT - .125
3-Pt.: 10-22, .455 (Alexander 2-5, Greene 2-6, Guidry 6-11)
Blocks: 3 (Strandmark 1, Guidry 1, Reid 1)
Turnovers: 13 (Alexander 2, Bojang 2, Greene 4, Guidry 3, Ford 1, Arnold 1)
Steals: 2 (Alexander 2)

Officials: Eddie Jackson, Steve Morris, Tim Hutchinson
Attendance: 7,948
Halftime Score: Utah State 32, ILLINOIS STATE 22



GAME 2

Redbirds Fall to Central Michigan, 74-69

MOUNT PLEASANT, Mich. – Gregg Alexander scored a game-high 18 points against Central Michigan, but it was not enough as the Chippewas came from a four-point deficit at halftime to defeat Illinois State, 74-69, in college hoops action at Rose Arena in Mount Pleasant, Mich., Tuesday night.

Illinois State falls to 0-2 on the year while the Chippewas improve to 2-0. Vince Greene chipped in 13 points while Andy Strandmark had 11. Chris Kaman was the leading scorer for Central Michigan with 16 points, 14 of which came in the second half, while Mike Manciel added 15.

The Redbirds jumped to an early eight-point lead through the 11 minute mark of the first half off of hot shooting from Greene, who made consecutive baskets before Strandmark was fouled and went to the line. Up 14-6, the lead stayed on Illinois State's side through the first 20 minutes of play heading into the break with ISU up 32-28.

Two minutes into the second half, a bucket by Kaman gave the Chippewas their first lead of the game, 35-34, as CMU and Illinois State continued to bounce the lead back and forth for the next six minutes. At 11:58, however, Central Michigan jumped ahead by three, 49-46, off of a trey by Whitney Robinson and never looked back, spanning a 7-0 run and keeping the lead until the end of the game.

The Redbirds came within three with 2:04 remaining, but Kaman stayed hot, hitting a bucket and layup in the last minute.

Central Michigan 74, ILLINOIS STATE 69

November 26, 2002 • Rose Arena

ILLINOIS ST.	Min.	FG-A	FT-A	O-REB	A	PF	TP
Alexander, f	33	7-11	0-0	1-2	0	3	18
Arnold, f	22	2-4	0-0	0-2	0	3	4
Bojang, c	21	2-5	0-0	0-0	2	5	4
Troc, g	24	1-3	0-0	0-4	1	3	2
Greene, g	27	5-9	2-2	0-2	5	0	13
Burras	9	1-3	0-0	3-4	1	3	2
Ford	1	0-0	0-0	0-1	0	1	0
Strandmark	25	3-6	5-6	2-7	1	2	11
Guidry	24	3-7	0-0	0-2	0	0	7
Reid	14	4-5	0-0	0-0	0	2	8
Totals	200	28-53	7-8	6-25	10	22	69

Team Pct.: FG – .528; FT – .600

3-Pt.: 6-10, .600 (Alexander 4-6, Greene 1-2, Guidry 1-2)

Blocks: 0

Turnovers: 18 (Alexander 2, Arnold 1, Bojang 1, Troc 2, Greene 7, Burras 2, Strandmark 1, Guidry 1, Reid 1, Team 1)

Steals: 5 (Alexander 1, Greene 1, Burras 1, Strandmark 1, Reid 1)

C. Michigan	Min.	FG-A	FT-A	O-REB	A	PF	TP
Brigitha, f	16	2-4	0-2	1-3	0	4	4
Manciel, f	33	2-6	11-13	1-4	2	2	15
Kaman, c	35	7-11	2-2	5-13	2	3	16
Wallace, g	13	2-5	0-0	0-1	2	2	4
Meerman, g	20	1-2	2-2	0-2	3	0	5
Robinson	24	3-9	0-0	0-0	1	1	9
Quinn	1	0-0	0-0	0-0	0	0	0
Voorhees	4	1-2	0-0	0-0	0	0	3
Bowne	18	3-5	0-0	1-1	2	0	7
Nelson	10	2-3	0-0	1-1	1	0	6
Carr	20	1-4	2-2	0-2	2	2	5
Hallett	5	0-0	0-0	0-0	0	0	0
Dentlinger	1	0-0	0-0	0-0	0	0	0
Totals	200	24-51	17-21	9-28	15	14	74

Team Pct.: FG – .471; FT – .346

3-Pt.: 9-26, .346 (Manciel 0-3, Wallace 0-3, Meerman 1-2, Robinson 3-8, Voorhees 1-1, Bowne 1-3, Nelson 2-3, Carr 1-3)

Blocks: 3 (Kaman 3)

Turnovers: 19 (Brigitha 1, Manciel 3, Kaman 5, Wallace 2, Meerman 1, Robinson 3, Voorhees 1, Bowne 1, Carr 2)

Steals: 7 (Brigitha 1, Meerman 1, Robinson 4, Carr 1)

Officials: Mark Masariu, James Ferrari, Eric Curry

Attendance: 2,259

Halftime Score: ILLINOIS STATE 32, Central Michigan 28

GAME 3

ISU Loses Third Straight Game, 78-65

NORMAL, Ill. – Illinois State had five players in double figures, but could not find consistent scoring throughout the game and fell to Illinois-Chicago, 78-65, to lose its third straight game tonight at Redbird Arena.

Illinois State (0-3) was led by Vince Greene and Trey Guidry with 14 points apiece, while Gregg Alexander turned in 12 points for the 'Birds. Freshman Marcus Arnold had a career-high 11 points and six rebounds, while Andy Strandmark was the other Redbird in double figures with 10. Strandmark also led the 'Birds on the boards with a game-high eight rebounds.

UIC (2-1) was led by Martell Bailey with a game-high 20 points, while Armond Williams and Aaron Carr contributed 14 and 11 points respectively. The Flames overpowered Illinois State in the paint winning the scoring battle 38-12 and the rebounding battle 41-27.

Illinois State opened the game on fire shooting 6-for-8 from the field and jumping out to an early 16-7 lead at the 15:58 mark. Alexander led the way for the 'Birds early hitting two three-pointers during the run. However, the Illinois State shooting went sour for the remainder of the first half as the Redbirds shot 3-for-19 for the rest of the period.

UIC went on an 11-0 run during the middle stretch of the first half and took its first lead of the game at 21-20 with 7:20 remaining before the break. The Flames used the post to their advantage outscoring the 'Birds in the paint 18-4 and winning the rebounding battle as well 24-14 in the first half.

Arnold took Illinois State on his shoulders to open the second half scoring the Redbirds' first eight points to tie the game, 36-36, with 17:24 remaining in the game. Illinois State came out of the locker room with an 11-2 run and a three-pointer by Guidry helped give the 'Birds their first lead since the 7:20 mark of the first half at 39-36. Two more three-pointers by Guidry and Greene respectively kept the game close with just over 14 minutes to play.

Illinois State, however, went into another scoring drought and managed only two points over nearly a six-minute stretch in the middle part of the second half as UIC took back the lead and extended it to nine at 58-49 at the 8:40 mark. The Flames seemed to be unable to miss their field goals in the latter part of the second half and shot 16-for-23 (.696) in the final period, including 10 of their final 11 shots.

Illinois-Chicago 78, ILLINOIS STATE 65

November 30, 2002 • Redbird Arena

UIC	Min.	FG-A	FT-A	O-REB	A	PF	TP
A. Williams, f	26	7-13	0-0	1-6	1	3	14
Carr, f	34	4-11	1-3	4-7	2	0	11
Scott, c	14	3-4	1-2	3-3	0	4	7
Bailey, g	36	8-9	4-7	0-7	9	3	20
Schneiderman, g	39	2-5	2-2	0-4	2	1	6
Lesko	16	2-4	4-6	1-2	0	2	8
Dominguez	10	2-6	0-1	0-5	0	0	4
Harris	17	2-2	0-0	1-1	0	4	4
J. Williams	8	1-2	2-2	0-1	1	2	4
Totals	200	31-56	14-23	10-41	15	19	78

Team Pct.: FG – .554; FT – .609

3-Pt.: 2-8, .250 (Carr 2-4, Schneiderman 0-2, Dominguez 0-2)

Blocks: 3 (Dominguez 1, Harris 2)

Turnovers: 14 (Carr 3, Scott 3, Bailey 2, Schneiderman 1, Lesko 1, Dominguez 1, Harris 2, J. Williams 1)

Steals: 8 (A. Williams 1, Bailey 1, Schneiderman 1, Lesko 3, Harris 1, J. Williams 1)

ILLINOIS ST.	Min.	FG-A	FT-A	O-REB	A	PF	TP
Alexander, f	29	4-9	0-0	0-2	0	0	12
Arnold, f	25	4-7	3-4	3-6	2	4	11
Strandmark, c	24	4-6	2-4	1-8	1	3	10
Greene, g	28	5-9	2-2	0-3	6	5	14
Guidry, g	33	4-17	2-2	0-0	3	3	14
Burras	6	0-1	0-0	1-2	0	1	0
Ford	8	0-1	0-0	1-1	0	1	0
Troc	13	0-1	0-0	0-1	0	1	0
Bojang	27	0-6	4-5	1-4	2	3	4
Reid	7	0-0	0-0	0-0	0	1	0
Totals	200	21-57	13-17	7-27	14	22	65

Team Pct.: FG – .400; FT – .765

3-Pt.: 10-23, .435 (Alexander 4-8, Greene 2-3, Guidry 4-12)

Blocks: 6 (Arnold 4, Troc 1, Bojang 1)

Turnovers: 16 (Alexander 5, Arnold 1, Strandmark 3, Greene 1, Guidry 1, Burras 1, Troc 1, Bojang 3)

Steals: 4 (Greene 1, Guidry 2, Bojang 1)

Officials: Tim Hutchinson, Dave Draucker, Bill Kaminski

Attendance: 5,536

Halftime Score: Illinois-Chicago 34, ILLINOIS STATE 28

GAME 4

Illinois State Falls to 0-4

NORMAL, Ill. – Trey Guidry had a career-high 26 points and Baboucar Bojang posted his first double-double of the season, but Illinois State could not get its first win falling to Chattanooga 75-68 in non-conference college hoops action tonight at Redbird Arena.

Bojang finished with a season-high 15 points and 10 rebounds, while Andy Strandmark tied his season-best mark with 11 points. Guidry shot 11-for-15 (.733), including 4-for-5 from beyond the arc. The Redbirds had only 10 turnovers and 28 rebounds in the game, their best marks of the young season.

Chattanooga (4-1) was led by Jason Rogan with 22 points, while Tim Parker contributed 17 points, including four three-pointers. Ray Trowell and Ashley Champion were the other two Mocs to score in double figures with 13 and 11 points respectively. Chattanooga was able to overcome 18 turnovers to get the win.

Illinois State (0-4) appeared destined for a slow start, managing only one field goal in the game's first six and a half minutes and starting at a 11-4 deficit. However, a huge block by true freshman Dana Ford got the 'Birds rolling in transition and Bojang capitalized with a thunderous, one-handed dunk with 13:12 remaining in the first half.

The dunk sparked an 11-0 Redbird run that erased the Chattanooga lead and gave Illinois State its first of the game. The Mocs recovered with an 8-0 run of their own, capped by back-to-back three-pointers from Parker. The Redbirds were able to keep the game close with lay-ups by Arnold and Guidry, but the Mocs used a 9-0 run late in the period to take an 11-4 lead at 34-23, its largest of the half.

A Kevin Troc three-pointer and a fast-break lay-up off his own steal by Ford in the final two minutes helped chip into the Chattanooga lead and made the score 36-28 at halftime.

The Mocs got five quick points in the opening minute of the second half to take a 13-point lead at 41-28, but the Redbirds went on a 23-10 surge over the next ten and a half minutes led by 10 points by Guidry. With the Chattanooga offense struggling, Illinois State was able to finally take back the lead at 53-52 off a lay-up by Bojang with 8:43 remaining in the game.

Chattanooga 75, ILLINOIS STATE 68

December 2, 2002 • Redbird Arena

Chattanooga	Min.	FG-A	FT-A	O-REB	A	PF	TP
Champion, f	26	5-8	1-2	2-7	2	3	11
Morgan, c	19	1-3	2-2	2-4	0	4	4
Parker, g	37	5-9	3-3	0-4	0	1	17
Trowell, g	29	5-7	2-4	0-1	5	3	13
Rogan, g	30	7-14	6-6	4-8	2	2	22
Pugh	13	1-2	0-0	1-1	0	1	2
Richardson	9	0-2	0-0	0-0	0	1	0
Hood	6	0-1	0-0	0-1	0	0	0
Matthews	9	0-1	2-2	0-1	0	1	2
Harris	22	2-3	0-0	2-5	1	3	4
Totals	200	26-50	16-19	11-34	10	19	75

Team Pct.: FG – .520; FT – .842

3-Pt.: 7-20, .350 (Parker 4-7, Trowell 1-3, Rogan 2-6, Richardson 0-2, Hood 0-1, Matthews 0-1)

Blocks: 7 (Morgan 4, Pugh 1, Harris 2)

Turnovers: 18 (Champion 1, Morgan 3, Parker 1, Trowell 6, Rogan 2, Pugh 3, Richardson 1, Matthews 1)

Steals: 2 (Parker 1, Rogan 1)

ILLINOIS ST.	Min.	FG-A	FT-A	O-REB	A	PF	TP
Alexander, f	27	1-7	0-0	0-2	2	3	2
Arnold, f	11	1-1	1-2	2-2	0	3	3
Strandmark, c	24	4-8	3-3	0-5	0	3	11
Greene, g	33	0-8	0-0	0-0	8	1	0
Guidry, g	32	11-15	0-0	0-1	0	4	26
Burras	13	1-7	0-0	2-3	0	2	2
Ford	17	3-4	0-1	2-2	1	2	6
Troc	10	1-2	0-0	0-0	2	2	3
Bojang	30	4-10	7-8	6-10	1	1	15
Reid	3	0-0	0-0	0-0	0	0	0
Totals	200	26-62	11-14	13-28	14	21	68

Team Pct.: FG – .419; FT – .786

3-Pt.: 5-12, .417 (Alexander 0-2, Greene 0-4, Guidry 4-5, Troc 1-1)

Blocks: 5 (Arnold 1, Strandmark 1, Ford 2, Bojang 1)

Turnovers: 10 (Arnold 1, Strandmark 1, Greene 1, Guidry 2, Burras 1, Ford 1, Bojang 3)

Steals: 4 (Greene 1, Guidry 1, Ford 2)

Officials: Mike Sanzere, Sam Banks, Ed Hightower

Attendance: 5,444

Halftime Score: Chattanooga 36, ILLINOIS STATE 28



GAME 5

Redbirds Let It Slip Away at Kent State, 76-61

KENT, Ohio – Despite a double-double by Trey Guidry, who led the Illinois State men's basketball team with 15 points and a career high 11 assists, Illinois State fell to Kent State, 76-61, in non-conference action, Saturday afternoon at the M.A.C. Center.

Senior Baboucarr Bojang pitched in a total of 14 points and a team-high six rebounds, including a lay-up with 11:31 left to play in the second half to put the 'Birds up 53-52 over the Golden Flashes. This would be the last lead of the game for the Redbirds.

Gregg Alexander, who contributed 13 points for the 'Birds, sank two free throws to tie the game at 55-55 with 10:47 left to play. However, Kent State hushed the Redbirds by going on an 11-0 run.

The Flashes run was led by a DeAndre Haynes three-pointer. Then Kent State's center, Nate Gerwig, chipped in three free throws, while Haynes added another two points off a lay-up. Matt Jakeway finished off the Kent State run with a three-pointer.

The bleeding was stopped by a Redbird jumper made by Guidry, but the damage had already been done as the 'Birds went 0-5 from the field during Kent State's run, which ultimately made the difference in a game where Illinois State trailed by one at the half, 36-35.

Illinois State falls to 0-5, while Kent State improves its record to 4-0.

Kent State 76, ILLINOIS STATE 61
December 7, 2002 • M.A.C. Center

Table with columns: ILLINOIS ST., Min., FG-A, FT-A, O-REB, A, PF, TP. Lists player stats for Alexander, Arnold, Bojang, Ford, Guidry, Burras, Strandmark, Troc, Greene, Reid, and Totals.

Team Pct.: FG - .491; FT - 1.000
3-Pt.: 5-8, .625 (Alexander 3-4, Guidry 1-3, Greene 1-1)
Blocks: 0
Turnovers: 15 (Alexander 4, Arnold 1, Bojang 2, Ford 1, Guidry 3, Troc 2, Greene 2)
Steals: 7 (Alexander 1, Bojang 1, Guidry 1, Strandmark 2, Greene 2)

Table with columns: Kent State, Min., FG-A, FT-A, O-REB, A, PF, TP. Lists player stats for Wilkins, Gates, Gerwig, Haut, Haynes, Jakeway, Bedford, Edwards, and Totals.

Team Pct.: FG - .509; FT - .737
3-Pt.: 8-18, .444 (Wilkins 1-4, Gates 0-1, Haut 3-6, Haynes 3-5, Jakeway 1-2)
Blocks: 3 (Edwards 3)
Turnovers: 12 (Wilkins 1, Gates 3, Gerwig 1, Haut 1, Haynes 3, Jakeway 2, Bedford 1)
Steals: 8 (Gates 2, Haut 1, Haynes 3, Edwards 2)

Officials: James Ferrari, Keith Herring, Mike Foote
Attendance: 3,716
Halftime Score: Kent State 36, ILLINOIS STATE 35

GAME 6

Shooting Woes Stifle 'Birds at Western Ky.

BOWLING GREEN, Ky. – Trailing by only five points at halftime, the Illinois State men's basketball team held strong with Western Kentucky until the second half before the Hilltoppers decided to dominate en route to a 63-43 win over the Redbirds Sunday afternoon in Bowling Green, Ky.

With the loss, the Redbirds remain winless this season, falling to 0-6 while Western Kentucky improves to 3-3. ISU was led by Gregg Alexander who had 18 points, the only Redbird player to post double digits. Vince Greene chipped in six and Trey Guidry had five. WKU was led by Nate Williams, who led all scorers with 20 points, and Patrick Sparks added 10.

The Redbirds scored 20 points in the first half and trailed 25-20 at halftime, but the Hilltoppers came out on fire in the second, taking a commanding 13-point lead before the 'Birds scored their first field goal of the half.

The Redbirds came to within 10 with twelve minutes to play but Western Kentucky answered, going on a seven-point run, leading 44-27 with nine left in the game.

ISU shot 27.6% from the field on the game, including 25% in the second half. They were 16-of-58 from the field.

Western Kentucky 63, ILLINOIS STATE 63
December 15, 2002 • E.A. Diddle Arena

Table with columns: ILLINOIS ST., Min., FG-A, FT-A, O-REB, A, PF, TP. Lists player stats for Alexander, Bojang, Strandmark, Ford, Guidry, Burras, Troc, Greene, Harris, Arnold, Hill, Reid, Gillan, and Totals.

Team Pct.: FG - .276; FT - .667
3-Pt.: 3-17, .176 (Alexander 2-6, Ford 0-1, Guidry 1-7, Greene 0-2, Reid 0-1)
Blocks: 3 (Bojang 1, Strandmark 1, Arnold 1)
Turnovers: 15 (Alexander 2, Strandmark 1, Ford 1, Guidry 1, Burras 2, Troc 2, Greene 3, Arnold 1, Reid 1, Gillan 1)
Steals: 8 (Alexander 1, Bojang 1, Ford 1, Guidry 2, Greene 2, Gillan 1)

Table with columns: Western Ky., Min., FG-A, FT-A, O-REB, A, PF, TP. Lists player stats for Williams, Boyden, Videnov, Wells, Sparks, Halcomb, Winchester, Rumph, Brown, Massiah, Holland, and Totals.

Team Pct.: FG - .511; FT - .786
3-Pt.: 4-10, .400 (Boyden 0-2, Videnov 1-3, Wells 1-2, Sparks 0-1, Rumph 2-2)
Blocks: 9 (Williams 2, Wells 2, Halcomb 5)
Turnovers: 16 (Williams 1, Boyden 1, Videnov 1, Wells 2, Sparks 5, Winchester 3, Rumph 2, Holland 1)
Steals: 9 (Williams 1, Boyden 1, Wells 3, Sparks 3, Halcomb 1)

Officials: Ron Zetcher, Eddie Jackson, Terry Davis
Attendance: 5,130
Halftime Score: Western Kentucky 25, ILLINOIS STATE 20

GAME 7

Redbirds Shut Down Jacksonville for First Win

NORMAL, Ill. – Vince Greene finished with 17 points and a career-high 11 assists as Illinois State got the monkey off its back and earned its first win of the season in convincing fashion 74-50 at Redbird Arena.

Illinois State (1-6) also had Gregg Alexander in double figures with 15 points, including a 3-for-4 performance from beyond the arc. Baboucarr Bojang finished with a game-high eight rebounds, while the 'Birds had three other players score eight points apiece.

The Redbirds were able to get their interior game on the right track outscoring the Dolphins 36-12 in the paint. The Illinois State defense also played exceptionally well keeping Jacksonville without a field goal for over seven minutes in the second half.

Jacksonville (4-6) was led by James Daniels with a game-high 18 points, coming from a career-high tying six three-pointers. Daniels was the only Dolphin in double figures with Kevin Sheppard and Calvin Warner contributing nine points apiece.

Things looked bleak early on as the Redbirds came out flat, connecting on only two of their first 10 shots from the field and falling behind 12-6. However, Greene sparked a 10-2 run with back-to-back jumpers that helped give the 'Birds their first lead of the game at 16-14 with 10:39 remaining before halftime.

Illinois State shot 60 percent (12-for-20) for the remaining 13 minutes of the first half led by 10 points from Alexander, including two three pointers. Greene finished the first half with six assists and the Redbird defense was able to force 10 Jacksonville turnovers.

The second half was all Illinois State as the Redbirds outscored the Dolphins 39-24, including a 26-6 run, and forced nine turnovers.

ILLINOIS STATE 74, Jacksonville 50
December 18, 2002 • Redbird Arena

Table with columns: Jacksonville, Min., FG-A, FT-A, O-REB, A, PF, TP. Lists player stats for Warner, Sheppard, Lewis, Daniels, Robertson, Copeland, Brown, White, Didion, Howard, and Totals.

Team Pct.: FG - .316; FT - .500
3-Pt.: 10-31 (.323, Warner 0-2, Sheppard 1-7, Daniels 6-13, Robertson 0-1, Copeland 2-4, White 0-2, Didion 1-2)
Blocks: 0
Turnovers: 19 (Warner 4, Sheppard 4, Lewis 3, Daniels 1, Robertson 1, Copeland 1, Brown 2, White 1, Didion 1, Team 1)
Steals: 5 (Warner 1, Daniels 1, Robertson 2, Copeland 1)

Table with columns: ILLINOIS STATE, Min., FG-A, FT-A, O-REB, A, PF, TP. Lists player stats for Alexander, Arnold, Strandmark, Ford, Greene, Burras, Troc, Harris, Bojang, Guidry, Hill, Reid, Gillan, and Totals.

Team Pct.: FG - .500; FT - .667
3-Pt.: 6-14, .429 (Alexander 3-4, Greene 3-6, Troc 0-1, Guidry 0-3)
Blocks: 5 (Arnold 1, Strandmark 2, Harris 1, Bojang 1)
Turnovers: 11 (Ford 1, Greene 2, Bojang 2, Guidry 4, Reid 2)
Steals: 9 (Alexander 2, Strandmark 1, Greene 1, Burras 1, Troc 1, Bojang 2, Guidry 1)

Officials: Gerry Pollard, Steven Skiles, Ron Berkholtz
Attendance: 5,121
Halftime Score: ILLINOIS STATE 35, Jacksonville 26



GAME 8

Redbirds Fall to Northern Illinois

NORMAL, Ill. – Trey Guidry had four three-pointers in the second half and finished with a game-high 19 points, but Illinois State could not overcome a 17-point second half deficit and fell to Northern Illinois, 72-65, in non-conference basketball action at Redbird Arena.

Vince Greene was the only other Redbird to score in double figures with 16 points. Freshman Marcus Arnold finished with nine points and six rebounds, but the Birds committed 18 turnovers and were outrebounded by the Huskies, 38-30.

Freshman Todd Peterson had a career-high 18 points on six three-pointers for Northern Illinois. Former Redbird P.J. Smith scored 16 for the Huskies, including three from beyond the arc. Jay Bates also scored in double figures for NIU with 17 points.

ISU jumped out to an early 7-2 lead sparked by a three-pointer by Greene. However, turnovers hampered the Birds in the first half and the Huskies were able to pull ahead 14-12 on a three-point basket by Anthony Maestranzi with 11:41 remaining before halftime.

The two teams battled back-and-forth for the lead over the game's next seven minutes, but with just over four minutes remaining Todd Peterson hit a three-pointer to spark a 13-4 Huskie run to end the half and give NIU a 31-24 advantage heading into the break. Greene led the Redbirds into the lockerroom with nine first-half points on perfect 3-for-3 shooting from the field, including 2-for-2 from the line.

The Huskies came out firing in the second half outscoring the Birds 13-4 in the first five minutes and keeping Illinois State without a field goal. Peterson hit two three-pointers to pace the NIU run. Greene hit a jumper from the left baseline to give the Redbirds their first field goal and bring ISU to within 14 points, 44-30, with 14:34 remaining in the game.

Northern Illinois 72, ILLINOIS STATE 65

December 21, 2002 • Redbird Arena

Northern Illinois	Min.	FG-A	FT-A	O-REB	A	PF	TP
Smallwood, f	34	2-11	1-4	6-12	2	3	5
Staten, f	6	0-3	0-0	1-1	0	0	0
Morrison, c	9	1-3	1-2	0-0	0	2	3
Bates, g	29	3-5	10-12	1-3	1	3	17
Smith, g	37	5-11	3-4	1-3	2	3	16
Thompson	2	0-0	0-0	0-0	0	0	0
Maestranzi	11	1-2	0-0	1-2	2	1	3
McElroy	22	1-1	1-3	2-7	3	2	3
Sanders	15	2-5	3-6	3-4	0	4	7
Sewasciuk	1	0-0	0-0	0-0	0	0	0
Peterson	34	6-10	0-0	0-4	1	2	18
Totals	200	21-51	19-31	16-38	11	20	72

Team Pct.: FG – .412; FT – .613

3-Pt.: 11-20, .550 (Bates 1-1, Smith 3-7, Maestranzi 1-2, Peterson 6-10)

Blocks: 1 (Smallwood 1)

Turnovers: 17 (Smallwood 3, Staten 1, Bates 3, Smith 3, Maestranzi 2, McElroy 1, Sanders 1, Sewasciuk 1, Peterson 1, Team 1)

Steals: 8 (Smallwood 3, Staten 1, Bates 1, Smith 1, McElroy 2)

ILLINOIS STATE	Min.	FG-A	FT-A	O-REB	A	PF	TP
Alexander, f	35	1-10	2-2	0-0	2	5	4
Bojang, f	14	0-0	2-4	2-5	0	5	2
Strandmark, c	29	1-2	3-4	1-6	0	4	5
Ford, g	13	2-4	0-0	2-2	0	1	4
Greene, g	34	5-9	4-4	0-1	1	3	16
Burras	15	1-1	0-0	3-6	0	3	2
Troc	13	1-5	1-2	0-0	1	1	4
Arnold	22	4-7	1-3	3-5	1	3	9
Guidry	25	7-15	0-0	0-2	1	2	19
Gillan	0+	0-0	0-0	0-0	0	0	0
Totals	200	22-53	13-30	13-30	6	27	65

Team Pct.: FG – .415; FT – .684

3-Pt.: 8-22, .364 (Alexander 0-6, Greene 2-6, Troc 1-1, Guidry 5-9)

Blocks: 5 (Alexander 1, Bojang 1, Strandmark 1, Arnold, Guidry 1)

Turnovers: 18 (Alexander 1, Bojang 3, Strandmark 2, Ford 2, Greene 3, Troc 3, Arnold 2, Guidry 1, Gillan 1)

Steals: 10 (Strandmark 3, Ford 1, Greene 4, Burras 2)

Officials: J.D. Collins, Frank Spencer, Greg Webb

Attendance: 4,641

Halftime Score: Northern Illinois 31, ILLINOIS STATE 24

GAME 9

ISU Suffers Worst Defeat at Redbird Arena

NORMAL, Ill. – Vince Greene and Marcus Arnold each scored 14 points, but Illinois State suffered its worst defeat ever in Redbird Arena falling 76-48 to Southwest Missouri State in the Missouri Valley Conference opener for both teams.

Illinois State (1-8, 0-1 MVC) shot only 37 percent (15-of-41) from the field in the game and Greene and Arnold were the only two Redbirds in double figures. The Birds were outrebounded 33-18 and committed 18 turnovers.

SMS (4-5, 1-0 MVC) made 28 of its 47 shot attempts (60 percent) and was able to score 27 points off of Redbird turnovers. Terrance McGee led the Bears with 17 points and five assists, while Merrill Andrews contributed 13 points. Nine different players on the SMS roster scored at least three points in the game.

SMS opened the game with eight unanswered points, including two three-pointers by McGee. Greene got the Redbirds on the scoreboard with a trey at the 16:33 mark, but the Bears continued to put up the points outscoring ISU 21-7 in the game's first ten minutes.

Rebert Harris came off the bench and hit a jumper with 6:08 remaining in the first half to spark a 5-0 run for the Birds, but ISU could only manage free throws the rest of the way and went into halftime down, 38-18, following a 3-point bucket by Jason Gilbert as time expired.

The Redbird offense came alive in the second half scoring 10 points in the first three minutes, including six points by Arnold. However, the Birds could not keep the points coming and SMS went on a 10-1 run over next five minutes to give the Bears their largest lead of the game at 23 points, 52-29.

The Bears were able to extend their lead to over 30 points during the remainder of the game before sealing the 28-point victory.

SMS 76, ILLINOIS STATE 48

December 29, 2002 • Redbird Arena

SMS	Min.	FG-A	FT-A	O-REB	A	PF	TP
Randle, f	25	3-6	2-4	1-2	1	4	8
Easley, f	27	4-5	0-0	3-10	1	0	8
Maclin, c	18	2-4	2-4	3-6	0	5	6
Andrews, g	34	4-6	5-5	0-2	4	1	13
McGee, g	25	6-9	2-2	1-2	5	2	17
Colwell	18	3-6	2-2	1-2	0	5	8
Gilbert	7	1-3	0-0	0-0	1	0	3
Johnson	3	0-1	0-0	0-0	0	0	0
Smith	11	0-0	0-0	0-3	0	2	0
Fisher	13	2-2	0-0	0-0	0	1	5
Walk	19	3-5	2-2	2-4	1	4	8
Totals	200	28-47	15-19	13-33	13	24	76

Team Pct.: FG – .596; FT – .789

3-Pt.: 5-8, .625 (McGee 3-4, Gilbert 1-2, Johnson 0-1, Fisher 1-1)

Blocks: 3 (Randle 1, Easley 1, Smith 1)

Turnovers: 15 (Randle 3, Maclin 4, Andrews 2, Colwell 2, Gilbert 1, Fisher 2, Walk 1)

Steals: 8 (Easley 3, Andrews 3, McGee 1, Fisher 1)

ILLINOIS STATE	Min.	FG-A	FT-A	O-REB	A	PF	TP
Alexander, f	22	0-3	0-0	0-0	0	1	0
Arnold, f	23	4-6	6-9	2-3	0	4	14
Bojang, c	25	2-4	5-6	1-1	0	0	9
Greene, g	23	5-6	2-2	0-0	1	1	14
Guidry, g	28	1-6	0-0	0-1	0	3	3
Burras	21	0-1	2-6	0-4	1	2	2
Ford	19	0-5	0-0	2-3	1	2	0
Strandmark	10	2-4	0-0	2-3	0	2	4
Troc	9	0-1	0-0	1-1	0	1	0
Harris	9	1-5	0-0	0-0	0	0	2
Hill	3	0-0	0-0	0-0	0	0	0
Reid	5	0-0	0-0	0-0	0	2	0
Gillan	3	0-0	0-0	0-0	0	0	0
Totals	200	15-41	15-23	10-18	3	18	48

Team Pct.: FG – .366; FT – .652

3-Pt.: 3-7, .429 (Alexander 0-1, Greene 2-2, Guidry 1-3, Harris 0-1)

Blocks: 4 (Bojang 2, Harris 1, Hill 1)

Turnovers: 18 (Alexander 1, Arnold 1, Bojang 3, Greene 5, Guidry 1, Burras 1, Strandmark 2, Harris 4)

Steals: 6 (Bojang 2, Greene 1, Guidry 1, Troc 1, Harris 1)

Officials: John Higgins, Steve Morris, Bob Staffen

Attendance: 5,042

Halftime Score: SMS 38, ILLINOIS STATE 18

GAME 10

Solid Redbird Effort in 74-65 Loss at SIU

CARBONDALE, Ill. – Despite a five-point halftime lead and double-digit scoring by four Redbird players, including 18 points by Gregg Alexander, Illinois State fell to Southern Illinois, 74-65 in Missouri Valley Conference basketball action Saturday afternoon at SIU Arena.

ISU (1-9, 0-2) started the game strong and took the lead, 27-25, in the first half after two free throws by Alexander at the 3:42 mark. A jumper by Trey Guidry helped secure a lead by ISU but the Salukis (7-3, 2-0) came to within one after a trey by Brad Korn. A free throw by Marcus Arnold and jumpers by Arnold and Alexander to close out the half kept the Birds ahead, 39-34.

ISU led by as many as nine with 15 minutes to play in the game despite foul trouble on Alexander who was the offensive spark for ISU in the first.

Ahead 52-48 with 11:47 remaining, ISU began to fade after a jumper by Korn and a dunk by Stetson Hairston tied the game. With Alexander on the bench, SIU went on a 26-10 run which proved to be the difference in the game as the Salukis held the lead through the final minutes.

Arnold chipped in 15 points while Baboucar Bojang added 12. Guidry had 11 while Southern Illinois was led by 19 from Kent Williams.

Southern Illinois 74, ILLINOIS STATE 65

January 4, 2003 • SIU Arena

ILLINOIS STATE	Min.	FG-A	FT-A	O-REB	A	PF	TP
Arnold, f	36	7-11	1-1	1-4	0	5	15
Bojang, f	32	3-6	6-8	3-7	1	4	12
Ford, g	31	1-3	0-0	1-8	2	2	2
Greene, g	39	3-8	0-1	0-1	4	2	7
Guidry, g	24	3-9	3-4	0-1	4	4	11
Alexander	26	7-16	2-2	2-3	1	4	18
Strandmark	10	0-0	0-0	0-1	0	1	0
Troc	2	0-1	0-0	0-0	0	1	0
Totals	200	24-54	12-16	9-31	12	23	65

Team Pct.: FG – .444; FT – .750

3-Pt.: 5-13, .385 (Greene 1-2, Guidry 2-2, Alexander 2-8, Troc 0-1)

Blocks: 2 (Arnold 1, Strandmark 1)

Turnovers: 13 (Arnold 1, Bojang 2, Greene 4, Guidry 5, Alexander 1)

Steals: 4 (Ford 3, Greene 1)

S. Illinois	Min.	FG-A	FT-A	O-REB	A	PF	TP
Willis, f	18	0-3	2-2	0-0	0	2	2
Dearman, f	29	5-11	3-5	4-10	2	3	13
Brooks, g	33	3-9	5-6	1-4	4	3	11
Hairston, g	31	2-8	3-4	5-8	3	2	7
Williams, g	35	6-11	7-9	0-3	2	2	19
Schoen	4	0-0	1-2	0-0	0	1	1
Korn	14	3-3	0-0	1-1	0	4	8
Turner	18	2-2	0-0	1-3	1	1	6
Warren	18	3-5	1-2	0-5	1	2	7
Totals	200	24-52	22-30	12-36	13	20	74

Team Pct.: FG – .462; FT – .733

3-Pt.: 4-8, .500 (Brooks 0-1, Hairston 0-2, Williams 0-1, Korn 2-2, Turner 2-2)

Blocks: 6 (Dearman 1, Brooks 1, Hairston 1, Williams 1, Warren 2)

Turnovers: 11 (Dearman 1, Brooks 4, Hairston 4, Williams 1, Warren 1)

Steals: 8 (Brooks 2, Hairston 2, Williams 2, Turner 1, Warren 1)

Officials: David Warfel, Gerry Pollard, Mark McMullen

Attendance: 7,014

Halftime Score: ILLINOIS STATE 39, Southern Illinois 34



GAME 11

Northern Iowa Edges the Redbirds, 66-64

CEDAR FALLS, Iowa - Marcus Arnold scored a career-high 19 points and Gregg Alexander chipped in 12 to pace Illinois State but it was not enough as the men's basketball team fell to 1-10 overall, 0-3 in the Missouri Valley Conference on Tuesday after a two-point loss to Northern Iowa, 66-64, in Cedar Falls, Iowa.

Leading by one point with 1:10 to play, the Redbirds let the game slip from their grasp as Ryan Paulsen of UNI hit a three pointer with :42 seconds remaining. A missed trey by Alexander and a foul by Dana Ford put Ben Jacobson at the line in the final seconds. He connected on both free throws as the Panthers (4-7, 1-2) handed ISU their fourth consecutive loss. Vince Greene hit a shot to pull within two with :16 seconds left, but that was as close as the 'Birds got.

Illinois State led 31-29 at the half off of hot shooting from Alexander, who scored eight points in the first twenty minutes, and Kevin Troc who added seven. It was the second game in a row that the 'Birds led at halftime and faltered in the second period, resulting in a loss.

Northern Iowa shot 58 percent from the field in the second half, sparked by 17 points from Jacobsen. Paulsen added 14 for the Panthers while Chris Foster tossed in 11.

Northern Iowa 66, ILLINOIS STATE 64

January 7, 2003 • UNI-Dome

Table with 7 columns: ILLINOIS STATE, Min., FG-A, FT-A, O-REB, A, PF, TP. Rows include Alexander, f; Bojang, f; Arnold, c; Ford, g; Greene, g; Burras; Strandmark; Troc; Guidry; and Totals.

Team Pct.: FG - .481; FT - .818

3-Pt.: 3-7, .429 (Alexander 2-3, Ford 1-1, Burras 0-1, Troc 0-2)

Blocks: 1 (Ford 1)

Turnovers: 14 (Alexander 2, Ford 2, Greene 4, Bojang 1, Strandmark 1, Troc 2, Guidry 2)

Steals: 5 (Alexander 3, Ford 1, Bojang 1)

Table with 7 columns: Northern Iowa, Min., FG-A, FT-A, O-REB, A, PF, TP. Rows include Little, f; Schneiderman, f; Gruber, c; B. Jacobson, g; Foster, g; Paulsen; Schmit; A. Jacobson; Godfread; and Totals.

Team Pct.: FG - .472; FT - .636

3-Pt.: 9-21, .429 (Little 0-2, B. Jacobson 1-3, Foster 2-3, Schneiderman 2-4, Paulsen 4-8, Godfread 0-1)

Blocks: 2 (Godfread 2)

Turnovers: 12 (Little 1, B. Jacobson 1, Foster 3, Gruber 4, Schneiderman 2, Paulsen 1)

Steals: 6 (Little 1, Foster 1, Gruber 2, Schneiderman 2)

Officials: Ron Zetcher, Joe Ponsetto, Dave Draucker

Attendance: 2,122

Halftime Score: ILLINOIS STATE 31, Northern Iowa 29

GAME 12

ISU Falls to No. 16 Creighton, 74-55

NORMAL, Ill. - Despite trailing by only a seven-point deficit at halftime, Illinois State could not get it done in the second half as No. 16 Creighton pulled away and defeated the Redbirds, 74-55, at Saturday at Redbird Arena.

Creighton, 13-1, 4-0 MVC, had only two players score in double figures with Michael Lindeman turning in 19 and Kyle Korver contributing 17. Tyler McKinney dished out seven assists for the 'Jays to go along with his five points. Creighton shot 60 percent from the field in the game on 30-for-50 shooting, including 7-for-18 from beyond the arc.

Illinois State, 1-11, 0-4 MVC, was led by Vince Greene with 17 points and seven assists, including 12 second-half tallies. Gregg Alexander and Marcus Arnold also turned in 13 points apiece for the Redbirds, and Arnold led the team on the boards with a game-high tying six rebounds.

Creighton jumped out to an early 6-0 lead hitting three jumpers on their first three possessions, but the Redbirds answered with a lay-up by Bojang that sparked an 10-2 run by Illinois State, giving the 'Birds their first lead of the game 10-8 with 12:46 remaining before the half.

Shortly after Korver hit his first field goal of the game, a three-pointer near the top of the key, to give Creighton back the lead, 11-10, Arnold scored seven of the next 10 Redbird points to keep the game close with just over six minutes remaining. However, Korver was able to hit two treys down the stretch that helped give Creighton a nine-point advantage, 31-22, three minutes before the break. The 'Birds got a big boost heading into the locker room when Alexander hit a half-court bank shot at the buzzer to keep the Bluejay lead in single digits, 37-30.

#16 Creighton 76, ILLINOIS STATE 57

January 11, 2003 • Redbird Arena

Table with 7 columns: Creighton, Min., FG-A, FT-A, O-REB, A, PF, TP. Rows include Lindeman, f; Korver, f; Deren, f; House, g; McKinney, g; Sims; Bowden; Funk; Miliner; Dabbert; Grimes; and Totals.

Team Pct.: FG - .600; FT - .563

3-Pt.: 7-18, .389 (Lindeman 2-4, Korver 4-5, House 0-2, McKinney 1-3, Bowden 0-1, Funk 0-1, Miliner 0-2)

Blocks: 3 (Korver 1, Deren 1, Dabbert 1)

Turnovers: 13 (Korver 2, Deren 3, House 2, McKinney 2, Bowden 1, Dabbert 1, Grimes 2)

Steals: 8 (Lindeman 2, Korver 1, Deren 1, House 1, McKinney 1, Funk 1, Dabbert 1)

Table with 7 columns: ILLINOIS STATE, Min., FG-A, FT-A, O-REB, A, PF, TP. Rows include Alexander, f; Arnold, f; Bojang, f; Ford, g; Greene, g; Burras; Strandmark; Troc; Guidry; and Totals.

Team Pct.: FG - .408; FT - .917

3-Pt.: 6-12, .500 (Alexander 2-5, Greene 3-3, Burras 1-1, Guidry 0-3)

Blocks: 1 (Bojang 1)

Turnovers: 18 (Alexander 4, Arnold 1, Bojang 1, Ford 4, Greene 2, Burras 2, Strandmark 1, Troc 1, Guidry 2)

Steals: 6 (Alexander 1, Bojang 1, Greene 4)

Officials: Ron Berkholtz, Brad Fowler, Dave Draucker

Attendance: 5,913

Halftime Score: Creighton 37, ILLINOIS STATE 30

GAME 13

SMS Defense Stifles Illinois State

SPRINGFIELD, Mo. - Vince Greene and Trey Guidry combined for 29 Illinois State points but the SMS defense was too much for the Redbirds, who committed 22 turnovers in the game, as the Bears handed the Redbirds their fifth Missouri Valley Conference loss, twelfth of the season, in league basketball action Wednesday night at the Hammons Center.

The Redbirds (1-12, 0-5) shot 31 percent from the field and was outrebounded 41-31, 17 of which were offensive for the Bears.

Illinois State was held without a field goal until the 11:42 mark of the first half, when Guidry connected for a three-point basket. With SMS up 9-5, the lead continued to weigh on the home side after Kellen Easley hit a trey and jumper. Up by 11 with 4:39 to play before the break, foul trouble loomed for the 'Birds and free throws were the difference. Five free throws in the final four minutes of the half helped SMS to a 13-point halftime lead, 28-15.

Illinois State never pulled to within 10 points in the second half and a foul on Marcus Arnold and Robert Harris in the first two minutes of play put Terrance McGee at the line. He hit both free throws and SMS remained on top, 30-19, with 17:31 on the clock.

The closest the Redbirds got in the final minutes was within 12 with 3:52 to play after a made free throw by Gregg Alexander. Tamarr Maclin made sure the 'Birds got no closer than that, however, hitting two free throws of his own twenty seconds later. SMS didn't hit a field goal from the 7:36 mark on, but was 10-of-14 at the free throw line through those final minutes til the buzzer.

SMS improves to 7-6, 4-1 in the Valley and was led by 15 points from McGee, who also pulled down nine boards. Easley also contributed 14 points while Maclin had seven rebounds.

SMS 60, ILLINOIS STATE 46

January 15, 2003 • Hammons Center

Table with 7 columns: ILLINOIS STATE, Min., FG-A, FT-A, O-REB, A, PF, TP. Rows include Alexander, f; Arnold, f; Bojang, c; Ford, g; Greene, g; Burras; Strandmark; Harris; Guidry; Reid; and Totals.

Team Pct.: FG - .310; FT - .714

3-Pt.: 5-15, .333 (Alexander 0-4, Greene 2-4, Harris 0-1, Guidry 3-6)

Blocks: 2 (Arnold 1, Burras 1)

Turnovers: 22 (Alexander 2, Arnold 1, Bojang 3, Ford 3, Greene 4, Burras 3, Harris 3, Guidry 2, Team 1)

Steals: 6 (Alexander 3, Greene 2, Burras 1)

Table with 7 columns: SMS, Min., FG-A, FT-A, O-REB, A, PF, TP. Rows include Maclin, f; Easley, f; Randle, c; Andrews, g; McGee, g; Colwell; Johnson; Smith; Fisher; Walk; and Totals.

Team Pct.: FG - .360; FT - .647

3-Pt.: 2-7, .286 (Easley 1-2, McGee 0-3, Johnson 0-1, Fisher 1-1)

Blocks: 5 (Maclin 1, Randle 3, Colwell 1)

Turnovers: 15 (Maclin 3, Easley 1, Randle 2, Andrews 3, McGee 5, Smith 1)

Steals: 14 (Easley 5, Randle 2, Andrews 2, McGee 1, Colwell 2, Johnson 1, Fisher 1)

Officials: Winston Stith, Paul Kaster, Warren Evans

Attendance: 5,232

Halftime Score: SMS 28, Illinois State 15



GAME 14

Wichita State Edges Illinois State 69-66

NORMAL, Ill. – Trey Guidry scored all of his team-high 15 points in the second half but his final shot rimmed out with 3.4 seconds left on the clock to shatter Illinois State's hopes to end its seven-game losing streak as Wichita State beat the Redbirds, 69-66, in Missouri Valley Conference action Saturday.

The Redbirds, 1-13, 0-6 in the Valley, had five players in double figures led by Guidry's 15. Vince Greene added 14, Baboucarr Bojang had 12, Gregg Alexander scored 11 and Marcus Arnold had 10.

Wichita State, 9-5, 4-1 in the Valley, got 20 points from Jamar Howard. Rob Kampman hit all five of his first-half shots including three three-pointers on the way to a 17-point performance for WSU, which shot 51 percent from the field vs. Illinois State's 42 percent. The Birds had a 34-30 advantage on the boards led by Bojang's nine.

WSU had a 30-28 halftime lead thanks to Kampman's 13 points.

A pair of Burns three-pointers helped WSU open a 41-37 lead in the first five minutes of the second half, but a Bojang jumper, Guidry's first basket of the game—a three-pointer—and Greene's steal and layup put the Birds on top 44-41 with 13:07 left. Miller, Randy Burns and Howard scored in succession to put the Shockers back on top by three, 47-44 at the 12:01 mark.

With Guidry hitting a pair of free throws and a three-pointer and Gregg Alexander hitting two free throws and a long two-pointer, ISU scored the next nine points to take a 53-47 lead into the final eight minutes. Another Kampman shot at the six-minute mark put the Shockers within one at 55. Howard hit a three-pointer on WSU's next drive to improve the Shocker's score to 58. Greene answered with a three-point shot of his own to put the Redbirds ahead once again, 59-58. Guidry brought the crowd of 5,970 to its feet once again with another three-point bucket at the 1:45 mark to put the Birds at 64-62.

Aaron Hogg answered with a three for WSU—his only basket in eight tries in the game. Guidry's driving shot with 1:18 left put the Birds back on top 66-65, but Miller scored off a set play to put the Shockers ahead to stay.

Wichita State 69, ILLINOIS STATE 66

January 18, 2003 • Redbird Arena

Wichita State	Min.	FG-A	FT-A	O-REB	A	PF	TP
Howard, f	33	7-8	4-8	0-3	3	3	20
Kampman, f	28	7-9	0-0	0-2	0	2	17
Miller, c	30	6-11	0-0	3-9	0	2	12
Hogg, g	21	1-8	0-0	1-4	2	3	3
Steven, g	23	0-2	0-0	0-1	3	1	0
Burns	30	2-5	7-12	0-7	3	2	13
Wise	19	0-2	0-0	0-1	0	1	0
Clark	16	1-2	2-2	1-2	0	3	4
Totals	200	24-47	13-22	6-30	11	17	69

Team Pct.: FG – .511; FT – .591

3-Pt.: 8-16, .500 (Howard 2-2, Kampman 3-4, Hogg 1-5, Steven 0-1, Burns 2-3, Wise 0-1)

Blocks: 4 (Kampman 2, Miller 1, Wise 1)

Turnovers: 12 (Howard 2, Kampman 2, Miller 2, Hogg 2, Steven 1, Burns 2, Clark 1)

Steals: 5 (Miller 1, Hogg 2, Steven 1, Burns 1)

ILLINOIS STATE	Min.	FG-A	FT-A	O-REB	A	PF	TP
Burras, f	7	0-0	0-0	1-2	1	0	0
Arnold, f	30	3-11	4-5	4-6	3	2	10
Bojang, c	38	6-12	0-0	4-9	1	4	12
Alexander, g	36	4-11	2-2	0-2	4	1	11
Greene, g	40	5-8	1-2	0-3	3	1	14
Ford	19	2-3	0-0	2-4	1	4	4
Strandmark	8	0-1	0-0	1-2	0	2	0
Troc	7	0-1	0-0	1-2	0	1	0
Guidry	15	5-13	2-3	0-1	0	1	15
Totals	200	25-60	9-12	14-34	13	17	66

Team Pct.: FG – .417; FT – .750

3-Pt.: 7-16, .438 (Alexander 1-6, Greene 3-4, Guidry 3-6)

Blocks: 3 (Arnold 2, Strandmark 1)

Turnovers: 12 (Arnold 3, Bojang 3, Greene 1, Ford 1, Strandmark 1, Troc 2, Guidry 1)

Steals: 8 (Bojang 2, Alexander 1, Greene 4, Ford 1)

Officials: Glenn Mayborg, Scott Fruehling, Don Daily

Attendance: 5,970

Technical Fouls: Wichita State – Howard; ILLINOIS STATE – bench.

Halftime Score: Wichita State 30, ILLINOIS STATE 28