



Redbird Basketball

GAME NOTES

Contact: Todd Kober, Director of Media Relations • 309/438-3805 • Fax: 309/438-5634 • Cell: 309/310-7112 • gtkober@ilstu.edu

Illinois State Schedule

Date	Opponent (TV)	Time/Result
11/4	SIU-EDWARDSVILLE (Ex.)	W, 89-70
11/14	EA Sports All-Stars (Ex.)	L, 65-66
11/23	UTAH STATE	L, 53-68
11/26	@ Central Michigan	L, 69-74
11/30	ILLINOIS-CHICAGO	L, 65-78
12/2	CHATTANOOGA	L, 68-75
12/7	@ Kent State	L, 61-76
12/15	@ Western Kentucky	L, 43-63
12/18	JACKSONVILLE	W, 74-50
12/21	NORTHERN ILLINOIS	L, 65-72
12/29	SMS* (Valley-TV)	L, 48-76

1/4	@ Southern Illinois* (WMBD)	L, 65-74
1/7	@ Northern Iowa*	L, 64-66
1/11	#16 CREIGHTON*	L, 57-76
1/15	@ SMS* (WMBD)	L, 46-60
1/18	WICHITA STATE*	L, 66-69
1/20	@ #9 Creighton*	L, 82-95
1/25	@ Evansville*	L, 74-85
1/29	NORTHERN IOWA*	W, 76-71

2/1 BRADLEY* (WMBD) TODAY

Bird Bit: Illinois State owns a 12-2 mark against Bradley in Redbird Arena, including the last three meetings.

2/4	@ Wichita State*	7:05 p.m.
2/8	INDIANA STATE* (WMBD)	2:05 p.m.
2/12	@ Bradley* (WEEK)	7:35 p.m.
2/15	DRAKE*	7:05 p.m.
2/19	EVANSVILLE*	7:05 p.m.
2/22	@ Bracket Buster (ESPN)	TBA
2/26	@ Drake*	7:05 p.m.
3/1	@ Indiana State* (WMBD)	1:05 p.m.
3/3	S. ILLINOIS* (Valley-TV)	6:05 p.m.
3/7-10	@ Missouri Valley Conference Tournament	

All times listed are CT
Home games in CAPS
*Missouri Valley Conference game

ILLINOIS STATE MEDIA RELATIONS

Basketball SID: Todd Kober
Office Phone: 309/438-3805
Fax: 309/438-5634
Cell Phone: 309/310-7112
Home Phone: 309/454-3048
E-mail: gtkober@ilstu.edu

www.redbirds.org

REDBIRD ARENA TICKET OFFICE
309/438-8000

18 GAME



ILLINOIS STATE REDBIRDS (2-15, 1-8)

VS.



BRADLEY BRAVES (7-12, 3-5)

Saturday, February 1, 2003 • 4:02 p.m. CST
Redbird Arena (10,200) • Normal, Ill.

THE GAME

The Probable Starters:

ILLINOIS STATE REDBIRDS (2-15, 1-8)

						ppg	rpg	apg
F 2	Gregg Alexander	6-4	195	So.-1L	Lincoln, Ill.	10.6	2.5	1.2
F 21	Marcus Arnold	6-8	225	Fr.-HS	Chicago, Ill.	9.4	3.4	0.7*
C 23	Baboucarr Bojang	6-9	205	Sr.-1L	Greenville, S.C.	8.1	5.5	0.7
G 11	Vince Greene	5-9	160	So.-1L	Chicago, Ill.	11.0	2.9	4.4
G 24	Trey Guidry	6-2	185	So.-TR	Baton Rouge, La.	12.5	1.9	1.7

BRADLEY BRAVES (7-12, 3-5)

F 23	Mike Suggs	6-6	197	So.-1L	Metairie, La.	6.3	3.5	0.2
C 35	Michael Stewart	6-8	235	Sr.-1L	Chicago, Ill.	4.3	4.1	0.4*
G 4	Marcello Robinson	5-11	178	Jr.-2L	Kankakee, Ill.	6.6	2.6	4.5
G 13	James Gillingham	6-4	200	Jr.-2L	Guelph, Ontario	15.4	3.9	3.6
G 22	Phillip Gilbert	6-3	197	Jr.-2L	East St. Louis, Ill.	18.1	5.1	1.5

NOTE - (*) indicates blocks per game.

About The Game: Today's game is the first meeting this season in the storied I-74 rivalry. Illinois State is coming off its first conference victory with a 76-71 win over UNI to snap a nine-game losing skid. Bradley has lost two straight after winning its previous three. In the last decade, the two schools have met 21 times and the average margin of victory is a slim 5.8 points per game. Also in that time frame, four games have gone to overtime.

Series History: This is the 93rd meeting between the two schools with Illinois State trailing the series 42-50. The 'Birds have won the last two meetings and four of the last six. Illinois State owns a 25-19 edge in games played in Normal, including a 15-6 mark in Missouri Valley Conference games.

Last Meeting: For the first time in four years, Illinois State swept Bradley, taking the second meeting of the year with a 60-51 decision at Redbird Arena in front of 8,663 fans. The Redbirds last swept the Braves in 1998. Shedrick Ford led all scorers with 16 points, followed by 14 from Shawn Jeppson and 13 from Baboucarr Bojang. Phillip Gilbert and Reggie Hall led the Braves with 12 a piece.

On the Air: John Fitzgerald, play-by-play; Mike Matthews, color; Bruce Evans, sideline (home only) and Tim Fisher, studio host. Affiliates: WJBC (AM 1230/Bloomington), flagship; WZOE (AM 1490/Princeton); WFMB (AM 1450/Springfield). All Redbird broadcasts can be heard via Internet at either sports.yahoo.com or wjbc.com. WJBC also carries Richardson's weekly call-in show, which generally airs each Thursday from 6:07-7 pm, depending on the schedule.

On the Tube: Kurt Pegler, play-by-play, and Matt Taphorn, color, will call the action for today's game, which will be broadcasted live on WMBD CBS-31.

THE COACHES

Tom Richardson (St. Xavier '77) is 50-58 in his fourth season at Illinois State. He is assisted by Chad Altadonna, Lance Irvin and Kirk Sarff. Richardson is 32-36 against Valley opponents, 18-22 vs. non-conference foes, 33-17 at home, 12-35 on the road and 5-6 on neutral floors.

Jim Les (Bradley '86) is in his first season at Bradley. He owns a 7-12 record with the Braves, his first head coaching job.



TALE OF THE TAPE



W-L Record	2-15	7-12
ESPN/USA Today	UR	UR
AP Poll	UR	UR
Points Scored	63.3	75.0
Points Allowed	72.2	72.9
Scoring Margin	-8.9	+2.1
FG Percentage	42.6	45.0
Def. FG Percentage	49.4	45.1
3-pt. Percentage	43.0	36.6
Def. 3-pt. Percentage	40.6	32.5
FT Percentage	72.0	67.9
Offensive Rebounds	10.0	10.9
Total Rebounds	29.8	34.9
Rebounding Margin	-3.6	-1.6
Assists	11.1	13.9
Turnover Average	15.4	15.2
Turnover Margin	-0.9	+2.3
Steal Average	6.5	7.8
Block Average	2.6	1.9
Fouls	19.4	21.1

WEEKLY MEDIA CONFERENCE

All start at 3 p.m. and are located in the temporary Redbird Arena press room off of the northwest ramp near the northeast loading dock.

- Wednesday, February 5
- Tuesday, February 11
- Tuesday, February 18
- Tuesday, February 25
- Tuesday, March 4

WHAT'S BACK

Here's a look at what Illinois State returns heading into the 2002-03 season by percentage in key statistical categories ...

Scoring	49.5%
Three-Point Field Goals	49.4%
Rebounding	63.2%
Assists	42.4%
Steals	56.5%
Blocks	55.2%
Minutes	51.6%

VALLEY TELECONFERENCE

Teleconferences with The Valley men's basketball head coaches will be conducted each Tuesday, with the men's briefings beginning on a weekly basis in December. To participate in either conference briefing, call 913/981-5509. The first men's teleconference begins at 10 a.m. CST on **Tuesday, December 3**. Head coach **Tom Richardson** will be available at 10:25 a.m. during the teleconference.

About the Bradley Braves

- Bradley is located in Peoria, Ill., and enrolls 11,300 students. The Braves are members of the Missouri Valley Conference.
- The Braves have two of the top four conference leading scorers. Phillip Gilbert ranks second with 18.1 points per game, while James Gillingham is fourth with 15.4 tallies.
- Gillingham is also third in the conference in steals per game with 2.05.
- Marcello Robinson stands third in the Valley in assists with 4.65 per game.
- Bradley is 1-7 on the road this season and ended a 13-game road losing skid at Indiana State this year. In fact, the Braves own a 19-61 mark in their last 80 road games.
- Since 1995-96, the Braves are 17-31 (.354) in Valley road games, including 1-8 marks in two of the last three seasons.
- Bradley is down to seven scholarship players after Danny Granger and Stevan Marcetic transferred and injuries to Brandyn Heemsker and Jason Faulknor.
- Since Granger left the team, Bradley has allowed 59.4 points per game as opposed to the 77.8 opponent tallies with him.
- Bradley is winless this season in games decided by less than 10 points (0-8).
- This year is the 100th season of Bradley basketball.

The Winning 50-50 Ticket

With the win against Northern Iowa, head coach **Tom Richardson** registered the 50th win of his coaching career. Richardson currently ranks 10th in victories at Illinois State. Also in the game against UNI, senior **Andy Strandmark** posted his 50th and 51st career blocked shots. Strandmark now ranks 10th all-time and is six blocks away from moving up to a tie for eighth place.

Boarding Call

At Evansville, sophomore **Gregg Alexander** logged 32 minutes of action without a single rebound. In the win over Northern Iowa, the Lincoln, Ill., native responded with a game-high seven caroms. The seven boards also tied Alexander's career-high and was his highest total this season.

A Les-er Known Fact

Today's game will be Bradley head coach Jim Les' second game against Illinois State in Redbird Arena. Les played for the Braves from 1983-86 and played all of his games in Normal, Ill., at Horton Field House, since Redbird Arena didn't open until 1989. Also, this is his first season of coaching collegiately, so how could this be? On November 17, 1989, Les took the floor at Redbird as a member of the Marathon Oil traveling exhibition team. The 'Birds lost 93-81 and Les finished with 18 points.

Cleaning the Glass

For only the fifth time this season, Illinois State out-rebounded an opponent in the win over Northern Iowa. But the 'Birds just didn't out-rebound – they cleaned up. ISU racked up 14 more caroms than the Panthers, the largest Redbird differential this season. The 'Birds finished with 14 offensive rebounds and out-scored UNI 18-2 in second-chance points.

Greene With Envy

Sophomore **Vince Greene** can get a little jealous when the opponents have the ball, but the Chicago native is doing something about it – he's stealing it. At Evansville, Greene tallied a career-best seven steals against the Purple Aces, which tied the Illinois State record held by Victor Williams, Ron Jones and Bubbles Hawkins. Greene also has 35 takeaways on the season and needs only 13 more to crack the Redbird top 10 for a single season. He is also currently leading The Valley in steals per game with 2.06.

Bradley Schedule

Date	Opponent	Time/Result
11/22	PEPPERDINE	W, 95-81 (ot)
11/25	@ Loyola-Chicago	L, 84-88
11/30	CHATTANOOGA	L, 70-82
12/7	ARK.-MONTICELLO	W, 107-70
12/10	@ Butler	L, 70-75
12/14	UNLV	L, 83-85 (ot)
12/18	CENTRAL MICHIGAN	L, 71-74
12/21	@ IUPUI	L, 73-75
12/27	@ Hawai'i*	L, 69-90
12/29	vs. Alcorn State*	W, 95-68
12/30	vs. Chicago State*	W, 88-76
1/4	@ SMS*	L, 45-67
1/9	#9 CREIGHTON*	L, 58-65
1/11	@ Evansville*	L, 79-93
1/15	DRAKE*	W, 72-57
1/18	NORTHERN IOWA*	W, 71-56
1/22	@ Indiana State*	W, 63-45
1/25	WICHITA STATE*	L, 60-64
1/29	@ Southern Illinois*	L, 72-75
2/1	@ Illinois State*	Today
2/5	INDIANA STATE*	7:05 p.m.
2/8	@ #16 Creighton*	7:05 p.m.
2/12	ILLINOIS STATE*	7:35 p.m.
2/15	SOUTHERN ILLINOIS*	7:05 p.m.
2/19	@ Northern Iowa*	7:05 p.m.
2/22	SMS	2:05 p.m.
2/25	@ Wichita State*	7:05 p.m.
3/1	EVANSVILLE*	7:05 p.m.
3/3	@ Drake*	7:05 p.m.
3/7-10	@ Valley Tournament	

All times listed are CST

* Outrigger Hotels Rainbow Classic (Honolulu, Hawai'i)

* Missouri Valley Conference Game



Rivalry Awareness

The youthful Illinois State team might not have the appreciation for the I-74 rivalry heading into today's game. After all, of the 13 active players, they have combined for only 278 minutes of action in their careers against the Braves. That breaks down to 21.4 minutes per player, or just one minute more than a half of basketball.

101 Straight Games With a Trey on the Board ...

ISU enters today's game with at least one made 3-pointer in 101 straight games. In fact, in the Tom Richardson era the 'Birds have only gone one game without a made trey on an 82-43 loss at Creighton on Dec. 12, 1999. With Richardson at the helm, the 'Birds have made four or more treys in 80 of 108 games.

Offensive Resurgence

The Redbirds cracked the win column for the second time this season and it might be a result of the latest increase in offensive firepower. In the last three games, the Redbirds are averaging 77.3 points per game, which is the highest point total in a three-game span since Nov. 25-Dec. 1 of last season.

Youth Movement

On Illinois State's season stats sheet, seven of the squad's top nine scorers have two or more years of eligibility remaining AFTER this season.

Mr. Bojang-les

More shot attempts appears to be the cure for senior center Baboucarr Bojang's slow start. In the five games where Bojang has had 10 or more attempts, Bojang has finished with double-digits in four of them.

Home Sweet Home?

After five of the last seven on the road, Illinois State returned to Redbird Arena with a win over Northern Iowa and will now host Bradley. Usually playing in Redbird is a good thing, but this season the 'Birds are only 2-7 on their home court. ISU will have to sweep its five remaining home games to avoid only the second losing season at Redbird, with the first coming during the 1990-91 season where the 'Birds finished 3-10 at home.

Louisiana Lightning

There was another lightning strike in Evansville, as Baton Rouge, La., native Trey Guidry posted a career-high 27 points against the Purple Aces last Saturday. Guidry poured in 21 in the first half, that included a 5-for-9 effort on treys. It marked the fourth straight double-digit scoring game for the 'Birds leading scorer and his second-straight 20-point performance.

For Starters ...

Illinois State has registered the same starting lineup over the last four games, but it took a while to get to that point. In the first 13 games, the Redbirds sent 11 different quintet combos on the floor for the opening tip.

Fifth on Treys

The Redbirds rank No. 5 nationally among NCAA Division I teams in three-point field goal percentage, according to the latest NCAA statistics. Illinois State is shooting 43 percent from behind the arc. The 'Birds are averaging 6.3 made treys per game.

Sending Out an S.O.S.

After being picked to finish fourth in the conference and sitting with a 2-15 overall record, the Redbirds are left feeling like they're stranded on a deserted island. However, for these castaways the cause, rather than the solution, can be found in an S.O.S. - Strength of Schedule. Illinois State's schedule ranks as the No. 40 toughest slate in the nation by Saragin Rankings and College RPI.

Not Shying Away From the Competition

The Redbirds' non-conference schedule strength is well documented. ISU posted a 1-7 against non-league foes, with the sole win coming against the only team (Jacksonville) with a losing record. Combined, Illinois State's non-Valley opponents currently own a 96-48 (.667) record. Four schools are leading their respective conference races, while two are in second place.

Thus Far, Not An Average Valley Year

Since the Redbirds joined the Valley for the 1981-82 season, Illinois State has averaged 10.3 conference wins per year. Five of those 21 campaigns were just 16-game Valley schedules, while four others included only 14 games. On average, Illinois State has finished four games over .500 in league play.

THE LAST TIME THEY MET

Redbirds Sweep Bradley with 60-51 Defeat

NORMAL, Ill. - For the first time in four years, the Illinois State men's basketball team swept Bradley, taking the second meeting of the year with a 60-51 decision tonight at Redbird Arena in front of 8,663 fans.

Illinois State (11-12, 7-5) last swept the Braves in 1998. Bradley falls to 7-14, 4-8 in the Valley.

Early in the first half, Illinois State's Baboucar Bojang and Shawn Jeppson took control of the Redbird offense giving them a 9-2 run over the Braves, after Bojang followed a shot by Randy Rice pounding it through the hoop, giving the 'Birds their first two points of the game. Then it was Jeppson keeping the run going, scoring an early five points, after being fouled by Bradley's James Gillingham on a three point attempt, sinking all three of his free throws and finishing a reverse layup over the Braves defense.

Shedrick Ford led all scorers with 16 points, followed by 14 from Jeppson and 13 from Bojang, Gilbert and Hall led the Braves with 12 apiece.

ILLINOIS STATE 60, Bradley 51

February 5, 2002 • Normal, Ill.

Table with 8 columns: Player, Min, FG-A, FT-A, O-REB, A, PF, TP. Rows include Granger (F), Hall (F), Heemskerck (C), Gillingham (G), Gilbert (G), Robinson, Suggs, Tucker, Faulknor, and Totals.

Team Pct.: FG - .395; FT - .652

3-Pt.: 2-11, .182 (Hall 0-1, Gillingham 1-3, Gilbert 1-6, Robinson 0-1)

Blocks: 3 (Granger 2, Hall 1)

Turnovers: 19 (Granger 3, Hall 3, Heemskerck 4, Gillingham 2, Gilbert 4, Robinson 1, Tucker 2)

Steals: 2 (Granger 1, Gillingham 1)

Table with 8 columns: Player, Min, FG-A, FT-A, O-REB, A, PF, TP. Rows include Alexander (F), Bojang (F), Strandmark (C), Rice (G), Jeppson (G), Greene, Mazanowski, Ford, Reid, and Totals.

Team Pct.: FG - .370; FT - .783

3-Pt.: 2-9, .222 (Alexander 0-4, Jeppson 1-3, Greene 1-2)

Blocks: 4 (Bojang 1, Strandmark 1, Jeppson 1, Reid 1)

Turnovers: 5 (Bojang 2, Rice 1, Jeppson 2)

Steals: 6 (Alexander 1, Rice 1, Jeppson 3, Greene 1)

Officials: Randy McCall, Winston Stith, Mark McMullen

Attendance: 8,663

Halftime Score: ILLINOIS STATE 34, Bradley 22



CHART CLIMBERS

Career 3-Point FG Leaders

1. Tarise Bryson (1999-02)	214
10. Antonio Cooper (1992-96)	93
– Gregg Alexander (2001-)	90

Career Double-Digit Rebounding Games

1. Ron deVries	60
5. Joe Galvin	23
– Baboucarr Bojang	10

Career Blocked Shots Leaders

1. LeRoy Watkins (1996-99)	143
8. Dan Muller (1994-98)	57
Hank Comley (1980-84)	57
10. Andy Strandmark (1999-)	51

Career Minutes Averaged Leader

1. Tarise Bryson (1998-02)	34.1
2. Dan Muller (1994-98)	32.6
3. Gregg Alexander (2001-)	32.0
4. Michael McKenny (1981-85)	31.8

CAREER STARTS/GAMES

No.	Player	Illinois St.	
		GP	GS
1	Chris Burras	16	1
2	Gregg Alexander	48	46
3	Dana Ford	17	8
5	Andy Strandmark	103	28
10	Kevin Troc	16	1
11	Vince Greene	48	17
12	Rebert Harris	5	0
21	Marcus Arnold	17	14
23	Baboucarr Bojang	48	43
24	Trey Guidry	17	10
34	Kenneth Hill	3	0
40	Casey Reid	42	3
44	Brett Gillan	34	0

2002-03 VALLEY PRESEASON POLL

	1	2	3	4	5	6	7	8	9	10	Total
1. Creighton	25	5	–	–	–	–	–	–	–	–	290
2. S. Illinois	5	24	1	–	–	–	–	–	–	–	274
3. Wichita St.	–	–	9	15	2	3	1	–	–	–	208
4. Illinois State	–	1	11	7	7	1	3	–	–	–	205
5. Drake	–	–	8	3	9	4	3	1	2	–	178
6. Bradley	–	–	–	4	3	8	5	7	2	1	132
7. N. Iowa	–	–	–	–	–	3	9	8	5	3	118
8. SMS	–	–	1	1	3	2	8	11	4	–	116
9. Indiana St.	–	–	–	–	1	2	–	3	17	6	71
10. Evansville	–	–	–	–	1	1	2	3	2	21	53

2002-03 VALLEY STANDINGS

	MVC			OVERALL		
	W	L	PCT	W	L	PCT
1. Creighton	8	1	.889	18	2	.900
S. Illinois	8	1	.889	13	4	.765
3. SMS	7	1	.875	11	6	.647
4. Wichita State	6	2	.750	11	6	.647
5. Evansville	4	4	.500	8	9	.471
Bradley	3	5	.375	7	12	.368
7. Drake	2	6	.250	7	12	.368
8. Northern Iowa	2	7	.222	5	12	.294
9. Indiana State	1	7	.125	5	14	.263
10. Illinois State	1	8	.111	2	15	.118

*Through games of Jan. 29

The Augmentation of Arnold

Freshman **Marcus Arnold**'s development is peaking at the right time. In eight of nine league games, Arnold scored double figures including a career-high with 19 at Northern Iowa. He is averaging a team-best 12.1 points in conference games.

Greenbirds

Prior to this season, the 13 players currently on the Illinois State roster had combined for a total of 240 game played, or just 18.5 games per player, or roughly half of one season. Moreover, of the 13 now playing, seven had never played in an ISU game prior to this season and six had never played in a college game.

Time Is On Their Side

Just slightly less than 75 percent of the minutes (74.43%) logged so far this season (2,526 of a possible 3,400) are by players that have at least two years of eligibility AFTER this season. Three of the top four minute-getters are **Gregg Alexander** (532), **Vince Greene** (525) and **Trey Guidry** (462) – all sophomores.

A Rarity in Redbirdland

Unless there is a postseason winning streak, the Redbirds are likely headed to only their fourth losing season in the 33 years of basketball at the Division I level.

Second Half Resistance Has Been Futile

Only three times this season, Illinois State has held its opponent below 50 percent shooting in the second half. On the year, ISU foes have shot 227-for-414 in the second half – for an insuperable 54.8%.

Who Ya Gonna Call?

Bracket Busters! In an effort to help "mid-major" programs bust into the NCAA Tournament field, conferences from around the country have joined forces with ESPN to form – Bracket Buster Saturday on Feb. 22, 2003. The event consists of 18 teams with one predetermined match-up with Gonzaga hosting Tulsa. The rest of the games will be announced on Feb. 2, 2003, at 10:30 p.m. CST on ESPN2's "College Hoops Tonight." The 'Birds have faced six opponents that are a part of Bracket Buster Saturday and own a 1-7 record.

Home	Road
Creighton (18-2)	Illinois State (2-15)
Gonzaga (14-5)	Ball State (8-10)
Illinois-Chicago (13-5)	Bowling Green (10-7)
Kent State (14-2)	Detroit (10-8)
Louisiana Tech (5-9)	Fresno State (15-3)
Marshall (9-7)	Hawaii (10-5)
Southern Illinois (13-4)	Northern Iowa (5-12)
UC-Santa Barbara (8-9)	Tulsa (11-5)
Western Kentucky (11-7)	UW-Milwaukee (15-5)

*As of January 29, 2003

FT Five-Peat ?

The Redbirds are in line to accomplish the feat of shooting 70 percent or better from the charity stripe for a fifth-straight season. This year, the 'Birds are sinking 72 percent of their free throws. ISU has not had a stretch of five-straight seasons since it bettered 70% from 1975-1979.

Caging a Tiger

On Jan. 15, the Redbirds added Missouri transfer **Najeeb Echols** to their roster. Echols, who will have to sit out a year to meet NCAA transfer rules, will be eligible for competition on Dec. 13, 2003. Echols played in 10 games for the Tigers this season, averaging 3.1 points and 2.8 rebounds per game. As a prep, Echols was ranked by most recruiting services among the nation's top 30 seniors.

No Thanks, I'm Just Watching

Neil Plank transferred to ISU from Wisconsin, but cannot play for the 'Birds until the 2003-04 season. NCAA rules require that he sit out one season. In 27 games, Plank scored 25 points in 173 minutes for UW.

The Addition of Size, Size and More Size

Illinois State added 241 inches and 670 pounds to the program next season with the inking of **Ronnie Carlwell** (6-10, 250, Maywood, Ill • Proviso East), **Greg Dilligard** (6-8, 215, LaBelle, Mo. • Highland) and **Michael Sams** (6-7, 205, Mt. Zion, Ill. • Mt. Zion) on the first day of the early signing period.

Redbird Flashback

Since becoming an NCAA Division I program in 1970, the Redbirds have posted a 1-4 record when playing on February 1, with Illinois State's lone victory coming in 1997 against Bradley and it is today's Redbird Flashback: **Feb. 1, 1997 • Normal, Ill.** – A 2-for-8 effort from the free throw line with 39 seconds remaining almost cost Illinois State a victory over arch rival Bradley. Up 67-58 with 39 ticks left in the contest, the Redbirds held on for a 69-67 win. Rico Hill finished with 21 points, Dan Muller added 15 and Skipp Schaeffbauer chipped in 13. BU's Anthony Parker led all scorers with 23 points.



THE LAST TIME IT HAPPENED

INDIVIDUAL

A player scored 40 points ... ILLINOIS ST. Tarise Bryson (41) at C. Michigan, 12-3-00
Opponent Anthony Roberts (48), Oral Roberts, 1-6-75
A player scored 30 points ... ILLINOIS ST. Tarise Bryson (38) at Purdue, 3-15-01
Opponent Jermaine Boyette (31), Weber St., 11-16-01
A player grabbed 20 rebounds ... ILLINOIS ST. Ron deVries (24) vs. Pacific, 1-19-74
Opponent Anthony Bonner (21), St. Louis, 2-6-90
A player grabbed 15 rebounds ... ILLINOIS ST. Baboucarr Bojang (15) vs. UNI, 1-30-02
Opponent Joshua Cross (17), S. Illinois, 2-12-00
A player had a double-double ... ILLINOIS ST. Vince Greene (17p, 11a) vs. Jacksonville, 12-18-02
Opponent Jermaine Dearman (13p, 10r) at S. Illinois, 1-4-03
A player made five 3-pointers ... ILLINOIS ST. Trey Guidry (5-14) at Evansville, 1-25-03
Opponent Todd Peterson (6-10) vs. Northern Illinois, 12-21-02
A player made 10 free throws ... ILLINOIS ST. Shedrick Ford (11-13) vs. S. Illinois, 2-16-02
Opponent Terrance McGee (11-15) at SMS, 1-15-03
A player had 15 free throw attempts ... ILLINOIS ST. Tarise Bryson (12-15) at Purdue, 3-14-01
Opponent Terrance McGee (11-15) at SMS, 1-15-03
A player had 10 assists ... ILLINOIS ST. Vince Greene (11) vs. Jacksonville, 12-18-02
Opponent Patrick Sparks (10) at Western Kentucky, 12-15-02
A player had five steals ... ILLINOIS ST. Vince Greene (7) at Evansville, 1-25-03
Opponent Kellen Easley (5) at SMS, 1-15-03
A player blocked five shots ... ILLINOIS ST. LeRoy Watkins (5) vs. Alcorn State, 12-2-98
Opponent Caleb Halcomb (5) at Western Kentucky, 12-15-02

TEAM

A team scored 100 points ... ILLINOIS ST. vs. Southern Illinois (105), 1-10-98
Opponent vs. Oklahoma (112), 12-28-90
A team made 35 field goals ... ILLINOIS ST. at Southern Illinois (35-53), 2-28-98
Opponent vs. UT-San Antonio (35-65), 12-17-00
A team had 75 field goal attempts ... ILLINOIS ST. vs. Lewis (78), 12-2-92
Opponent vs. Akron (27-80), 11-20-98
A team shot 50 percent from the field ... ILLINOIS ST. at Creighton (.536, 30-56), 1-20-03
Opponent vs. Northern Iowa (.519, 28-54), 1-29-03
A team made 10 3-point field goals ... ILLINOIS ST. vs. Illinois-Chicago (.435, 10-23), 11-30-02
Opponent vs. Northern Iowa (.385, 10-26), 1-29-03
A team had 25 3-point field goal attempts ... ILLINOIS ST. at Drake (8-27), 1-10-02
Opponent vs. Northern Iowa (10-26), 1-29-03
A team shot 50 percent on 3-pointers ... ILLINOIS ST. vs. Northern Iowa (.571, 8-14), 1-29-03
Opponent vs. Wichita State (.500, 8-16), 1-18-03
A team made 30 free throws ... ILLINOIS ST. vs. UT-San Antonio (34-42), 12-17-01
Opponent at Drake (37-52), 1-17-01
A team had 25 assists ... ILLINOIS ST. vs. Hofstra (25), 11-25-01
Opponent na
A team had 15 steals ... ILLINOIS ST. vs. Weber State (15), 11-16-01
Opponent at Creighton (18), 12-12-99
A team had blocked 10 shots ... ILLINOIS ST. 10 vs. Evansville, 1-17-79
Opponent na

BENCH SCORING (ISU-OPP)

Table with 2 columns: Team Name and Score. Rows include Utah State, Illinois-Chicago, Jacksonville, Northern Illinois, SMS, at Southern Illinois, at Northern Iowa, Creighton, at SMS, Wichita State, at Creighton, at Evansville, Northern Iowa, Bradley, at Wichita State, Indiana State, at Bradley, Drake, Evansville, at TBA, at Drake, at Indiana State, Southern Illinois, Total.

2002-03 VALLEY RANKINGS

*As of January 29

Table with 3 columns: Statistic, Rank, and Value. Rows include Scoring Offense, Scoring Defense, Scoring Margin, Free Throw Pct, Field Goal Pct, FG Pct. Defense, 3-Point FG Pct, 3-Point FG Pct. Def, Rebounding Offense, Rebounding Defense, Rebounding Margin, Blocked Shots, Assists, Steals, Turnover Margin, Assist/Turnover Ratio, Offensive Rebounds, Defensive Rebounds, 3-Point Field Goals Made.

INDIVIDUAL

Table with 2 columns: Player Name and Value. Rows include Vince Greene (ASSISTS), Vince Greene (STEALS), Vince Greene (3-POINT FIELD GOAL PERCENTAGE), Trey Guidry, Gregg Alexander (3-POINT FG MADE), Trey Guidry, Gregg Alexander (BLOCKED SHOTS), Marcus Arnold, Vince Greene (ASSIST/TURNOVER RATIO), Vince Greene (OFFENSIVE REBOUNDS), Baboucarr Bojang.

ILLINOIS STATE'S 2002-03 RECORD WHEN

Table with 2 columns: Record Description and Value. Rows include Overall, Missouri Valley Conference, Playing Nationally Ranked Teams, Leading at the Half, Trailing at the Half, Tied at the Half, Leading with 5:00 to Play, Trailing with 5:00 to Play, Tied with 5:00 to Play, In Overtime, ISU out-rebounds opponent, Opponents out-rebounds ISU, ISU has 15 or fewer Turnovers, ISU has fewer Turnovers than opp, ISU shoots 50 Percent or Better, ISU shoots 40 Percent or Better, Opponents shoot less than 40 Percent, Opponents shot 40 Percent or Better, ISU shoots better than Opponent, Opponent shoots better than ISU, ISU has more FG Attempts, Opponent has more FG Attempts, ISU Shoots better than 35% on 3's, ISU Attempts more 3's, Opponents Attempt more 3's, ISU has more FT Attempts, Opponent has more FT Attempts, ISU Scores 100 or More, ISU Scores 90 or More, ISU Scores 80 or More, ISU Scores 70 or More, ISU Scores 60 or More, ISU Scores less than 60, Opponent Scores 100 or More, Opponent Scores 90 or More, Opponent Scores 80 or More, Opponent Scores 70 or More, Opponent Scores 60 or More, In Games Decided by 5 or less, In Games Decided by 6-10 Points, In Games Decided by 11-20 Points, In Games Decided by 21+ Points, Day Games, Night Games, Home Court, Away Games, Neutral Games, When ISU Scores First, When ISU Wins Tip, In November, In December, In January, In February, In March, On Sunday, On Monday, On Tuesday, On Wednesday, On Thursday, On Friday, On Saturday.



SUPERLATIVES

STARTING LINEUPS – F, F, C, G, G (11):

- Alexander, Bojang, Strandmark, Greene, Guidry (0-1)
(L) – Utah State
- Alexander, Arnold, Bojang, Troc, Greene (0-1)
(L) – at Central Michigan
- Alexander, Arnold, Strandmark, Greene, Guidry (0-2)
(L) – Illinois-Chicago, Chattanooga
- Alexander, Arnold, Bojang, Ford, Guidry (0-1)
(L) – at Kent State
- Alexander, Bojang, Strandmark, Ford, Guidry (0-1)
(L) – at Western Kentucky
- Alexander, Arnold, Strandmark, Ford, Greene (1-0)
(W) – Jacksonville
- Alexander, Bojang, Strandmark, Ford, Greene (0-1)
(L) – Northern Illinois
- Alexander, Arnold, Bojang, Greene, Guidry (1-3)
(W) – Northern Iowa
- Arnold, Bojang, Ford, Greene, Guidry (0-1)
(L) – SMS, at Creighton, at Evansville
- Alexander, Bojang, Arnold, Greene, Ford (0-3)
(L) – at Northern Iowa, Creighton, at SMS
- Burras, Arnold, Bojang, Alexander, Greene (0-1)
(L) – Wichita State

FIRST POINTS:

Greene 4, Alexander 4, Bojang 3, Strandmark 2, Arnold 2, Ford 1, Guidry 1

DOUBLE-DIGIT SCORERS (51):

Greene 12, Guidry 11, Alexander 10, Arnold 9, Bojang 5, Strandmark 3, Troc 1

DOUBLE-DIGIT REBOUNDING (1):

Bojang 1

LEADING SCORER:

Guidry 9, Greene 4, Alexander 4, Arnold 2

LEADING REBOUNDER:

Bojang 9, Strandmark 4, Burras 2, Ford 2, Alexander 2, Arnold 1

DOUBLE-DOUBLES (3):

Bojang 1, Guidry 1, Greene 1

DUNKS (3):

Reid 1, Strandmark 1, Bojang 1

FIRST SUBSTITUTION:

Strandmark 7, Bojang 3, Ford 3, Reid 1, Greene 1, Arnold 1, Alexander 1

CHARGES DRAWN (23):

Arnold 5, Burras 5, Alexander 3, Troc 3, Strandmark 2, Bojang 2, Ford 2, Greene 1

MOST MINUTES:

40, Vince Greene vs. Wichita State, 1-18-03
 39, Baboucarr Bojang at Kent State, 12-7-02
 39, Vince Greene at Southern Illinois, 1-4-03
 38, Vince Greene at Creighton, 1-20-03
 38, Trey Guidry at Kent State, 12-7-02
 38, Baboucarr Bojang vs. Wichita State, 1-18-03
 38, Trey Guidry at Evansville, 1-25-03
 38, Vince Greene at Evansville, 1-25-03


INDIVIDUAL GAME-BY-GAME (PTS-REB-ASTS)

Opponent	Alexander	Arnold	Bojang	Burras	Ford	Gillan
Utah State	6-1-0*	9-4-0	2-5-1*	0-2-0	0-1-0	DNP
at Central Michigan	18-2-0*	4-2-0*	4-0-2*	2-4-1	0-1-0	DNP
Illinois-Chicago	12-2-0*	11-6-2*	4-4-2	0-2-0	0-1-0	DNP
Chattanooga	2-2-2*	3-2-0*	15-10-1	2-3-0	6-2-1	DNP
at Kent State	13-1-0*	6-1-0*	14-6-0*	0-0-0	6-5-1*	DNP
at Western Kentucky	18-2-3*	4-5-0	3-3-0*	0-0-0	2-0-0*	0-0-0
Jacksonville	15-5-1*	5-2-0*	8-8-1	6-2-1	2-5-1*	0-0-0
Northern Illinois	4-0-2*	9-5-1	2-5-0*	2-6-0	4-2-0*	0-0-0
SMS	0-0-0*	14-3-0*	9-1-0*	2-4-1	0-3-1	0-0-0
at Southern Illinois	18-3-1	15-4-0*	12-7-1*	DNP	2-8-2*	DNP
at Northern Iowa	12-5-2*	19-3-2*	8-5-0*	0-1-0	9-5-3*	DNP
#16 Creighton	13-2-0*	13-6-0*	9-3-1*	3-1-0	2-2-0*	DNP
at SMS	5-5-0*	4-1-0*	4-8-0*	0-1-1	0-0-0*	DNP
Wichita State	11-2-4*	10-6-3*	12-9-1*	0-2-1*	4-4-1	DNP
at Creighton	9-3-0*	12-1-0*	18-6-1*	9-4-1	0-5-3	DNP
at Evansville	8-0-4*	11-4-0*	9-7-0*	2-1-0	0-1-0	DNP
Northern Iowa	17-7-1*	11-2-0*	4-6-1*	0-2-0	2-2-1	DNP
Bradley						
at Wichita State						
Indiana State						
at Bradley						
Drake						
Evansville						
at TBA						
at Drake						
at Indiana State						
Southern Illinois						

Opponent	Greene	Guidry	Harris	Hill	Reid	Strandmark	Troc
Utah State	10-3-3*	20-2-1*	DNP	DNP	2-1-1	2-2-1*	2-4-5
at Central Michigan	13-2-5*	7-2-0	DNP	DNP	8-0-0	11-7-1	2-4-1*
Illinois-Chicago	14-3-6*	14-0-3*	DNP	DNP	0-0-0	10-8-1*	0-1-0
Chattanooga	0-0-8*	26-1-0*	DNP	DNP	0-0-0	11-5-0*	3-0-2
at Kent State	3-1-3	15-4-11*	DNP	DNP	0-0-0	4-4-1	0-0-0
at Western Kentucky	6-4-3	5-4-1*	0-0-0	2-1-0	0-0-1	2-9-1*	1-2-0
Jacksonville	17-5-11*	3-2-2	0-0-0	0-1-0	2-3-0	8-2-1*	8-2-2
Northern Illinois	16-1-1*	19-2-1	DNP	DNP	DNP	5-6-0*	4-0-1
SMS	14-3-0*	3-1-0*	2-0-0	0-0-0	0-0-0	4-3-0	0-1-0
at Southern Illinois	7-1-4*	11-1-4*	DNP	DNP	DNP	0-1-0	0-0-0
at Northern Iowa	2-3-3*	0-2-0	DNP	DNP	DNP	7-4-0	7-3-1
#16 Creighton	17-3-7*	0-1-1	DNP	DNP	DNP	0-5-1	0-0-0
at SMS	13-7-1*	16-1-2	2-0-1	DNP	2-3-0	0-0-0	DNP
Wichita State	14-3-3*	15-1-0	DNP	DNP	DNP	0-2-0	0-2-0
at Creighton	13-3-8*	21-1-0*	0-1-0	DNP	0-0-1	0-0-0	0-0-0
at Evansville	14-6-4*	27-2-3*	DNP	DNP	DNP	3-5-0	0-0-0
Northern Iowa	14-4-4*	10-6-0*	DNP	DNP	2-1-0	6-5-0	10-1-1
Bradley							
at Wichita State							
Indiana State							
at Bradley							
Drake							
Evansville							
at TBA							
at Drake							
at Indiana State							
Southern Illinois							



In remembrance of former Illinois State director of athletics and coach Milt Weisbecker, who passed away in 2002, the Redbird men's basketball team will be wearing patches on its uniforms this season.



2 • Gregg Alexander



Sophomore • 6-4 • 195 • Guard/Forward • Lincoln, Ill. (Lincoln)

UPDATED PLAYER NOTES

- Tossed in 17 points in the victory over Northern Iowa.
- Has sank seven of his last 11 three-point attempts (.636).
- Followed up a zero rebound effort at Evansville, with a career-tying seven boards in the win over UNI.
- For the third time this season, scored 18 points at Southern Illinois after not getting the starting nod for the first time this season.
- Has scored double-figures in 10 of 17 games.
- Posted a game-high 18 points at Central Michigan on 4-for-6 shooting on treys. It marked the fifth time in his career that he made four or more threes in a game.
- Seven points and three boards against EA Sports.
- Had eight points, four steals and three rebounds in exhibition against SIU-Edwardsville. Shot 3-for-6 from the field, including 2-of-3 from 3-point range.
- Posted three points in the Red-White scrimmage.

2002-03 GAME-BY-GAME STATISTICS

• Opponent	M	FG-A	3FG-A	FT-A	R	PF	A	TO	BLK	S	TP
• Utah State	27	2-6	2-5	0-0	1	3	0	2	0	2	6
• at Central Michigan	33	7-11	4-6	0-0	2	3	0	2	0	1	18
• Illinois-Chicago	29	4-9	4-8	0-0	2	0	0	5	0	0	12
• Chattanooga	27	1-7	0-2	0-0	2	3	2	0	0	0	2
• at Kent State	31	4-7	3-4	2-2	1	1	0	4	0	1	13
• at Western Kentucky	33	7-14	2-6	2-2	2	1	3	2	0	1	18
• Jacksonville	32	5-7	3-4	2-2	5	0	1	0	0	2	15
• Northern Illinois	35	1-10	0-6	2-2	0	5	2	1	1	0	4
• SMS*	22	0-3	0-1	0-0	0	1	0	1	0	0	0
• at Southern Illinois*	26	7-16	2-8	2-2	3	4	1	1	0	0	18
• at Northern Iowa*	36	3-8	2-3	4-4	5	0	2	2	0	3	12
• Creighton*	35	4-9	2-5	3-3	2	2	0	4	0	1	13
• at SMS*	37	1-10	0-4	3-4	5	2	0	2	0	3	5
• Wichita State*	36	4-11	1-6	2-2	2	1	4	0	0	1	11
• at Creighton*	30	2-5	2-3	3-3	3	0	0	4	0	2	9
• at Evansville*	32	3-9	2-5	0-0	0	4	4	3	0	1	8
• Northern Iowa*	31	6-9	3-3	2-2	7	1	1	1	0	1	17
• Bradley*											
• at Wichita State*											
• Indiana State*											
• at Bradley*											
• Drake*											
• Evansville*											
• at TBA											
• at Drake*											
• at Indiana State*											
• Southern Illinois*											

* Missouri Valley Conference game

ALEXANDER'S CAREER HIGHS

Points	24 vs. Hofstra, 11-25-01
Rebounds	7, three times
Assists	4, four times
Steals	4 at Chattanooga, 12-15-01
Blocks	1 vs. Northern Illinois, 12-21-02
Minutes	42 vs. Hofstra, 11-25-01

ALEXANDER'S SEASON HIGHS

Points	18, three times
Rebounds	7 vs. Northern Iowa, 1-29-03
Assists	4, twice
Steals	3, twice
Blocks	1 vs. Northern Illinois, 12-21-02
Minutes	37 at SMS, 1-15-03

ALEXANDER'S CAREER STATISTICS


YEAR	G-GS	MIN	FG-FGA	PCT	3FG-FGA	PCT	FT-FTA	PCT	O-D	REB	AVG	AST	TO	BLK	STL	TP	AVG
01-02	31-30	1004	112-254	.441	58-148	.392	28-37	.757	22-78	100	3.2	64	37	0	40	310	10.0
02-03	17-16	532	61-151	.404	32-79	.405	27-28	.964	13-29	42	2.5	20	34	1	19	181	10.6
Total	48-46	1536	173-405	.427	90-227	.396	55-65	.846	35-107	142	3.0	84	71	1	59	491	10.2

ALEXANDER'S MISSOURI VALLEY CONFERENCE STATISTICS

YEAR	G-GS	MIN	FG-FGA	PCT	3FG-FGA	PCT	FT-FTA	PCT	O-D	REB	AVG	AST	TO	BLK	STL	TP	AVG
01-02	18-17	602	68-152	.447	37-88	.420	14-18	.778	11-46	57	3.2	33	29	0	21	187	10.4
02-03	9-8	285	30-80	.375	14-38	.368	19-20	.950	10-17	27	3.0	12	18	0	12	93	10.3
Total	27-25	887	98-232	.422	51-126	.405	33-38	.868	21-63	84	3.1	45	47	0	33	280	10.4

ALEXANDER AGAINST BRADLEY

G-GS	MIN	FG-FGA	PCT	3FG-FGA	PCT	FT-FTA	PCT	REB	AVG	AST	BLK	STL	TP	AVG
2-2	73	6-21	.286	4-11	.364	0-0	.000	3	1.5	5	0	3	16	8.0



21 • Marcus Arnold



Freshman • 6-8 • 225 • Forward • Chicago, Ill. (Morgan Park)

2002-03 GAME-BY-GAME STATISTICS

Opponent	M	FG-A	3FG-A	FT-A	R	PF	A	TO	BLK	S	TP
Utah State	20	4-7	0-0	1-4	4	1	0	1	0	0	9
at Central Michigan	22	2-4	0-0	0-0	2	3	0	1	0	0	4
Illinois-Chicago	25	4-7	0-0	3-4	6	4	2	1	4	0	11
Chattanooga	11	1-1	0-0	1-2	2	3	0	1	1	0	3
at Kent State	22	3-5	0-0	0-0	1	3	0	1	0	0	6
at Western Kentucky	15	2-3	0-0	0-0	5	4	0	1	1	0	4
Jacksonville	18	2-8	0-0	1-1	2	3	0	0	1	0	5
Northern Illinois	22	4-7	0-0	1-3	5	3	1	2	1	0	9
SMS*	23	4-6	0-0	6-9	3	4	0	1	0	0	14
at Southern Illinois*	36	7-11	0-0	1-1	4	5	0	1	1	0	15
at Northern Iowa*	31	9-18	0-0	1-2	3	2	2	0	0	0	19
Creighton*	30	5-11	0-0	3-3	6	4	0	1	0	0	13
at SMS*	17	1-2	0-0	2-2	1	5	0	1	1	0	4
Wichita State*	30	3-11	0-0	4-5	6	2	3	3	2	0	10
at Creighton*	23	5-9	0-0	2-2	1	5	0	1	0	0	12
at Evansville*	26	5-10	0-0	1-3	4	5	0	2	0	2	11
Northern Iowa*	23	4-8	0-0	3-5	2	0	0	0	0	0	11
Bradley*											
at Wichita State*											
Indiana State*											
at Bradley*											
Drake*											
Evansville*											
at TBA											
at Drake*											
at Indiana State*											
Southern Illinois*											

* Missouri Valley Conference game

ARNOLD'S CAREER HIGHS

Points	19 at Northern Iowa, 1-7-03
Rebounds	6, three times
Assists	3 vs. Wichita State, 1-18-03
Steals	2 at Evansville, 1-25-03
Blocks	4 vs. Illinois-Chicago, 11-30-02
Minutes	36 at Southern Illinois, 1-4-03

ARNOLD'S SEASON HIGHS

Points	19 at Northern Iowa, 1-7-03
Rebounds	6, three times
Assists	3 vs. Wichita State, 1-18-03
Steals	2 at Evansville, 1-25-03
Blocks	4 vs. Illinois-Chicago, 11-30-02
Minutes	36 at Southern Illinois, 1-4-03

ARNOLD'S CAREER STATISTICS

YEAR	G-GS	MIN	FG-FGA	PCT	3FG-FGA	PCT	FT-FTA	PCT	O-D	REB	AVG	AST	TO	BLK	STL	TP	AVG
02-03	17-14	394	65-128	.508	0-0	.000	30-46	.652	26-31	57	3.4	8	18	12	2	160	9.4

ARNOLD'S MISSOURI VALLEY CONFERENCE STATISTICS

YEAR	G-GS	MIN	FG-FGA	PCT	3FG-FGA	PCT	FT-FTA	PCT	O-D	REB	AVG	AST	TO	BLK	STL	TP	AVG
02-03	9-9	239	43-86	.500	0-0	.000	23-32	.719	14-16	30	3.3	5	10	4	2	109	12.1

UPDATED PLAYER NOTES

- Didn't have a single foul, after fouling out in three of the previous four games.
- Has scored double digits in eight of his last nine games.
- Scored nine points in his collegiate debut against Utah State.
- In 15 minutes, recorded four points and two boards against EA Sports.
- Saw 19 minutes of action in the first exhibition against SIU-Edwardsville. Finished with six points on 3-for-5 shooting with one rebound and a block.
- Dumped in six points in the Red-White scrimmage.



23 • Baboucarr Bojang



Senior • 6-9 • 205 • Forward • Greenville, S.C. (Wade Hampton/SMS-West Plains)

2002-03 GAME-BY-GAME STATISTICS

Opponent	M	FG-A	3FG-A	FT-A	R	PF	A	TO	BLK	S	TP
Utah State	29	1-4	0-0	0-2	5	3	1	2	0	0	2
at Central Michigan	21	2-5	0-0	0-0	0	5	2	1	0	0	4
Illinois-Chicago	27	0-6	0-0	4-5	4	3	2	3	1	1	4
Chattanooga	30	4-10	0-0	7-8	10	1	1	3	1	0	15
at Kent State	39	6-15	0-0	2-2	6	4	0	2	0	1	14
at Western Kentucky	17	1-4	0-0	1-2	3	2	0	0	1	1	3
Jacksonville	29	3-8	0-0	2-2	8	3	1	2	1	2	8
Northern Illinois	14	0-0	0-0	2-4	5	5	0	3	1	0	2
SMS*	25	2-4	0-0	5-6	1	0	0	3	2	2	9
at Southern Illinois*	32	3-6	0-0	6-8	7	4	1	2	0	0	12
at Northern Iowa*	27	4-6	0-0	0-0	5	5	0	1	0	1	8
Creighton*	27	4-10	0-0	1-1	3	2	1	1	1	1	9
at SMS*	28	1-2	0-0	2-4	8	5	0	3	0	0	4
Wichita State*	38	6-12	0-0	0-0	49	4	1	3	0	2	12
at Creighton*	29	8-12	0-0	2-2	6	3	1	1	0	0	18
at Evansville*	34	3-8	0-0	3-4	7	4	0	1	0	1	9
Northern Iowa*	32	1-7	0-0	2-2	6	1	1	3	0	1	4
Bradley*											
at Wichita State*											
Indiana State*											
at Bradley*											
Drake*											
Evansville*											
at TBA											
at Drake*											
at Indiana State*											
Southern Illinois*											

* Missouri Valley Conference game

UPDATED PLAYER NOTES

- Has had single-digit scoring in the last two games, including four tallies against Northern Iowa.
- Had a season-high 18 points at Creighton.
- One rebound shy of his second double-double of the season against Wichita State.
- Left the Western Kentucky game early in the second half with a mild concussion and didn't return after crashing to the floor going for an offensive rebound.
- Had his first double-double of the season with 15 points and 10 rebounds against Chattanooga.
- Posted his first career game without a rebound at Central Michigan and his first without a field goal against Illinois-Chicago.
- Tallied a double-double against EA Sports with 15 points and 10 rebounds.
- Finished with 14 points on 6-for-8 shooting along with six boards against SIU-Edwardsville.
- Named to the Preseason All-Missouri Valley Conference Team.
- Posted nine points in the Red-White game.

BOJANG'S CAREER HIGHS

Points	26 at Chattanooga, 12-15-01
Rebounds	15 vs. Northern Iowa, 1-30-02
Assists	4 vs. Evansville, 2-13-02
Steals	4, twice
Blocks	4 vs. Northern Iowa, 1-30-02
Minutes	39, twice

BOJANG'S SEASON HIGHS

Points	18 at Creighton, 1-20-03
Rebounds	10 vs. Chattanooga, 12-2-02
Assists	2, twice
Steals	2, three times
Blocks	2 vs. SMS, 12-29-02
Minutes	39 at Kent State, 12-7-02

BOJANG'S CAREER STATISTICS


YEAR	G-GS	MIN	FG-FGA	PCT	3FG-FGA	PCT	FT-FTA	PCT	O-D	REB	AVG	AST	TO	BLK	STL	TP	AVG
01-02	31-29	971	158-339	.466	0-0	.000	93-128	.727	75-162	237	7.6	29	74	9	30	409	13.2
02-03	17-14	478	49-119	.412	0-0	.000	29-52	.750	35-58	93	5.5	12	34	8	13	137	8.1
Total	48-43	1449	207-458	.452	0-0	.000	122-180	.678	110-220	330	6.9	41	108	17	43	546	11.4

BOJANG'S MISSOURI VALLEY CONFERENCE STATISTICS

YEAR	G-GS	MIN	FG-FGA	PCT	3FG-FGA	PCT	FT-FTA	PCT	O-D	REB	AVG	AST	TO	BLK	STL	TP	AVG
01-02	18-16	566	85-193	.440	0-0	.000	55-70	.786	40-101	141	7.8	21	46	8	15	225	12.5
02-03	9-9	272	32-67	.478	0-0	.000	21-27	.778	22-30	52	5.8	5	18	3	8	85	9.4
Total	27-25	838	117-260	.450	0-0	.000	76-97	.784	62-131	193	7.1	26	64	11	23	310	11.5

BOJANG AGAINST BRADLEY

G-GS	MIN	FG-FGA	PCT	3FG-FGA	PCT	FT-FTA	PCT	REB	AVG	AST	BLK	STL	TP	AVG
2-2	64	8-21	.381	0-0	.000	5-7	.714	10	5.0	1	2	3	21	10.5



1 • Chris Burras

Freshman • 6-5 • 210 • Forward • Chicago, Ill. (Leo)



2002-03 GAME-BY-GAME STATISTICS

Opponent	M	FG-A	3FG-A	FT-A	R	PF	A	TO	BLK	S	TP
Utah State	6	0-1	0-0	0-0	2	1	0	0	0	0	0
at Central Michigan	9	1-3	0-0	0-0	4	3	1	2	0	1	2
Illinois-Chicago	6	0-1	0-0	0-0	2	0	1	0	0	0	0
Chattanooga	13	1-7	0-0	0-0	3	2	0	1	0	0	2
at Kent State	1	0-0	0-0	0-0	0	0	0	0	0	0	0
at Western Kentucky	13	0-4	0-0	0-0	0	2	0	2	0	0	0
Jacksonville	9	3-4	0-0	0-0	2	1	1	0	0	1	6
Northern Illinois	15	1-1	0-0	0-0	6	3	0	0	0	2	2
SMS*	21	0-1	0-0	2-6	4	2	1	1	0	0	2
at Southern Illinois*					Did Not Play						
at Northern Iowa*	4	0-1	0-1	0-0	1	1	0	0	0	0	0
Creighton*	8	1-3	1-1	0-0	1	3	0	2	0	0	3
at SMS*	18	0-4	0-0	0-0	1	3	1	3	1	1	0
Wichita State*	7	0-0	0-0	0-0	2	0	1	0	0	0	0
at Creighton*	14	1-5	0-0	7-8	4	4	1	1	0	2	9
at Evansville*	8	1-1	0-0	0-0	1	2	0	0	0	0	2
Northern Iowa*	6	0-1	0-0	0-2	2	0	0	0	0	0	0
Bradley*											
at Wichita State*											
Indiana State*											
at Bradley*											
Drake*											
Evansville*											
at TBA											
at Drake*											
at Indiana State*											
Southern Illinois*											

* Missouri Valley Conference game

UPDATED PLAYER NOTES

- Scored a career-high nine points at Creighton that included a 7-for-8 effort from the foul line.
- Got his first career start against Wichita State, but only logged seven minutes and didn't score.
- Hit his first career three-pointer against Creighton.
- Posted a career-best six rebounds against Northern Illinois. Now has 19 boards on the season, including nine offensive rebounds.
- Collected two points and four boards at Central Michigan in nine minutes.
- Posted five points and five rebounds against EA Sports.
- Scored 10 points in the Red-White scrimmage.
- Came off the bench to score 12 points in the 'Birds exhibition win over SIU-Edwardsville. Added two steals and two assists in 20 minutes.

BURRAS' CAREER HIGHS

Points	9 at Creighton, 1-20-03
Rebounds	6 vs. Northern Illinois, 12-21-02
Assists	1, five times
Steals	2, twice
Blocks	1 at SMS, 1-15-03
Minutes	21 vs. SMS, 12-29-02

BURRAS' SEASON HIGHS


Points	9 at Creighton, 1-20-03
Rebounds	6 vs. Northern Illinois, 12-21-02
Assists	1, five times
Steals	2, twice
Blocks	1 at SMS, 1-15-03
Minutes	21 vs. SMS, 12-29-02

BURRAS' CAREER STATISTICS

YEAR	G-GS	MIN	FG-FGA	PCT	3FG-FGA	PCT	FT-FTA	PCT	O-D	REB	AVG	AST	TO	BLK	STL	TP	AVG
02-03	16-1	158	9-37	.243	1-2	.500	9-16	.563	14-21	35	2.2	6	13	1	7	28	1.8

BURRAS' MISSOURI VALLEY CONFERENCE STATISTICS

YEAR	G-GS	MIN	FG-FGA	PCT	3FG-FGA	PCT	FT-FTA	PCT	O-D	REB	AVG	AST	TO	BLK	STL	TP	AVG
02-03	8-1	86	3-16	.188	1-2	.500	9-16	.563	5-11	16	2.0	4	7	1	3	16	2.0



3• Dana Ford



Freshman • 6-4 • 185 • Guard • Tamms, Ill. (Egyptian)

2002-03 GAME-BY-GAME STATISTICS

Opponent	M	FG-A	3FG-A	FT-A	R	PF	A	TO	BLK	S	TP
Utah State	4	0-0	0-0	0-0	1	0	0	1	0	0	0
at Central Michigan	1	0-0	0-0	0-0	1	1	0	0	0	0	0
Illinois-Chicago	8	0-1	0-0	0-0	1	1	0	0	0	0	0
Chattanooga	17	3-4	0-0	0-1	2	2	1	1	2	2	6
at Kent State	30	3-5	0-0	0-0	5	1	1	1	0	0	6
at Western Kentucky	22	1-3	0-1	0-0	0	0	0	1	0	1	2
Jacksonville	18	1-4	0-0	0-2	5	0	1	1	0	0	2
Northern Illinois	13	2-4	0-0	0-0	2	1	0	2	0	1	4
SMS*	19	0-5	0-0	0-0	3	2	1	0	0	0	0
at Southern Illinois*	31	1-3	0-0	0-0	8	2	2	0	0	3	2
at Northern Iowa*	31	4-5	1-1	0-0	5	3	3	2	1	1	9
Creighton*	22	1-5	0-0	0-0	2	3	0	4	0	0	2
at SMS*	6	0-0	0-0	0-0	0	0	0	3	0	0	0
Wichita State*	19	2-3	0-0	0-0	4	4	1	1	0	1	4
at Creighton*	18	0-3	0-0	0-0	5	3	3	2	0	0	0
at Evansville*	10	0-1	0-0	0-0	1	2	0	1	2	1	0
Northern Iowa*	8	1-2	0-0	0-2	2	1	1	2	0	1	8
Bradley*											
at Wichita State*											
Indiana State*											
at Bradley*											
Drake*											
Evansville*											
at TBA											
at Drake*											
at Indiana State*											
Southern Illinois*											

* Missouri Valley Conference game

UPDATED PLAYER NOTES

- Has converted one of his last six shots.
- Scored a career-high nine points on 4-for-5 shooting at Northern Iowa.
- Saw eight minutes of action against EA Sports without a point. Added one board, one assist and one steal.
- Started at guard in the exhibition game against SIU-Edwardsville and finished with four points, six rebounds and five assists.
- Tossed in six points in the annual Red-White game.

FORD'S CAREER HIGHS

Points	9 at Northern Iowa, 1-7-03
Rebounds	8 at Southern Illinois, 1-4-03
Assists	3, twice
Steals	3 at Southern Illinois, 1-4-03
Blocks	2, twice
Minutes	31, twice

FORD'S SEASON HIGHS


Points	9 at Northern Iowa, 1-7-03
Rebounds	8 at Southern Illinois, 1-4-03
Assists	3, twice
Steals	3 at Southern Illinois, 1-4-03
Blocks	2, twice
Minutes	31, twice

FORD'S CAREER STATISTICS

YEAR	G-GS	MIN	FG-FGA	PCT	3FG-FGA	PCT	FT-FTA	PCT	O-D	REB	AVG	AST	TO	BLK	STL	TP	AVG
02-03	17-8	277	19-48	.396	1-2	.500	0-5	.000	18-29	47	2.8	14	22	5	11	39	2.3

FORD'S MISSOURI VALLEY CONFERENCE STATISTICS

YEAR	G-GS	MIN	FG-FGA	PCT	3FG-FGA	PCT	FT-FTA	PCT	O-D	REB	AVG	AST	TO	BLK	STL	TP	AVG
02-03	9-4	164	9-27	.333	1-1	1.000	0-2	.000	11-19	30	3.3	11	15	3	7	19	2.1



44 • Brett Gillan



Senior • 6-4 • 190 • Guard/Forward • Normal, Ill. (Normal Community)

2002-03 GAME-BY-GAME STATISTICS

Opponent	M	FG-A	3FG-A	FT-A	R	PF	A	TO	BLK	S	TP
Utah State											
at Central Michigan											
Illinois-Chicago											
Chattanooga											
at Kent State											
at Western Kentucky	2	0-0	0-0	0-0	0	0	0	1	0	1	0
Jacksonville	0+	0-0	0-0	0-0	0	0	0	0	0	0	0
Northern Illinois	0+	0-0	0-0	0-0	0	0	0	1	0	0	0
SMS*	3	0-0	0-0	0-0	0	0	0	0	0	0	0
at Southern Illinois*											
at Northern Iowa*											
Creighton*											
at SMS*											
Wichita State*											
at Creighton*											
at Evansville*											
Northern Iowa*											
Bradley*											
at Wichita State*											
Indiana State*											
at Bradley*											
Drake*											
Evansville*											
at TBA											
at Drake*											
at Indiana State*											
Southern Illinois*											

* Missouri Valley Conference game

GILLAN'S CAREER HIGHS

Points	2, three times
Rebounds	1, five times
Assists	1 vs. Creighton, 1-2-02
Steals	1 at Western Kentucky, 12-15-02
Blocks	None
Minutes	4, twice

GILLAN'S SEASON HIGHS

Points	0
Rebounds	0
Assists	0
Steals	1 at Western Kentucky, 12-15-02
Blocks	0
Minutes	3 vs. SMS, 12-29-02

GILLAN'S CAREER STATISTICS


YEAR	G-GS	MIN	FG-FGA	PCT	3FG-FGA	PCT	FT-FTA	PCT	O-D	REB	AVG	AST	TO	BLK	STL	TP	AVG
99-00	8-0	9	1-1	1.000	0-0	.000	0-0	.000	0-1	1	0.1	0	0	0	0	2	0.3
00-01	14-0	20	2-4	.500	0-2	.000	0-0	.000	0-2	2	0.1	1	1	0	0	4	0.3
01-02	8-0	15	0-0	.000	0-0	.000	0-0	.000	0-2	2	0.3	1	1	0	0	0	0.0
02-03	4-0	5	0-0	.000	0-0	.000	0-0	.000	0-0	0	0.0	0	2	0	1	0	0.0
Total	34-0	49	3-5	.600	0-2	.000	0-0	.000	0-5	5	0.1	2	4	0	1	6	0.2

GILLAN'S MISSOURI VALLEY CONFERENCE STATISTICS

YEAR	G-GS	MIN	FG-FGA	PCT	3FG-FGA	PCT	FT-FTA	PCT	O-D	REB	AVG	AST	TO	BLK	STL	TP	AVG
99-00	5-0	5	1-1	1.000	0-0	.000	0-0	.000	0-1	1	0.2	0	0	0	0	2	0.4
00-01	6-0	8	0-1	.000	0-1	.000	0-0	.000	0-1	1	0.2	0	1	0	0	0	0.0
01-02	4-0	9	0-0	.000	0-0	.000	0-0	.000	0-1	1	0.3	1	0	0	0	0	0.0
02-03	1-0	3	0-0	.000	0-0	.000	0-0	.000	0-0	0	0.0	0	0	0	0	0	0.0
Total	16-0	25	1-2	.500	0-1	.000	0-0	.000	0-3	3	0.2	1	1	0	0	2	0.1

UPDATED PLAYER NOTES

- Has not seen action in the last eight games.
- Played five minutes against SIU-Edwardsville and was 0-for-1 from the floor with one assist.
- Didn't score in the Red-White scrimmage.



11 • Vince Greene

Sophomore • 5-9 • 160 • Guard • Chicago, Ill. (Brother Rice)



2002-03 GAME-BY-GAME STATISTICS

Opponent	M	FG-A	3FG-A	FT-A	R	PF	A	TO	BLK	S	TP
Utah State	33	4-12	2-6	0-0	3	2	3	4	0	0	10
at Central Michigan	27	5-9	1-2	2-2	2	0	5	7	0	1	13
Illinois-Chicago	28	5-9	2-3	2-2	3	5	6	1	0	1	14
Chattanooga	33	0-8	0-4	0-0	0	1	8	1	0	1	0
at Kent State	17	1-2	1-1	0-0	1	0	3	2	0	2	3
at Western Kentucky	21	2-6	0-2	2-2	4	1	3	3	0	2	6
Jacksonville	34	6-11	3-6	2-2	5	2	11	2	0	1	17
Northern Illinois	34	5-9	2-6	4-4	1	3	1	3	0	4	16
SMS*	23	5-6	2-2	2-2	0	1	1	5	0	1	14
at Southern Illinois*	39	3-8	1-2	0-1	1	2	4	4	0	1	7
at Northern Iowa*	19	1-2	0-0	0-0	3	2	3	4	0	0	2
Creighton*	36	5-5	3-3	4-5	3	3	7	2	0	4	17
at SMS*	33	3-9	2-4	5-7	7	3	1	4	0	2	13
Wichita State*	40	5-8	3-4	1-2	3	1	3	1	0	4	14
at Creighton*	38	6-10	1-3	0-0	3	3	8	3	0	3	13
at Evansville*	38	6-12	2-5	0-1	6	4	4	4	0	7	14
Northern Iowa*	33	4-8	1-2	5-6	4	1	4	2	0	1	14
Bradley*											
at Wichita State*											
Indiana State*											
at Bradley*											
Drake*											
Evansville*											
at TBA											
at Drake*											
at Indiana State*											
Southern Illinois*											

* Missouri Valley Conference game

UPDATED PLAYER NOTES

- Had a career-high and matched the Redbird record with seven steals at Evansville.
- Has posted double-digit scoring in the last six outings.
- Logged an average of 37.3 minutes per contest in the last four games.
- Opened the season sinking all 14 of his free throw attempt, but since his first miss has converted 15 of his last 22 (.682).
- Pulled down a career-high seven rebounds at SMS.
- Has 17 double-figure games in his career.
- Against Jacksonville, had a career night with 17 points, 11 assists and five rebounds.
- Led the 'Birds in scoring with 16 points against EA Sports, on 3-for-4 shooting on 3-pointers.
- Poured in a game-high 26 points against SIU-Edwardsville and was 6-for-7 on treys. Also added four assists in 27 minutes of action.
- Scored four points in the Red-White game.

GREENE'S CAREER HIGHS

Points	17, twice
Rebounds	7 at SMS, 1-15-03
Assists	11 vs. Jacksonville, 12-18-02
Steals	7 at Evansville, 1-25-03
Blocks	0
Minutes	40 vs. Wichita State, 1-18-03

GREENE'S SEASON HIGHS

Points	17, twice
Rebounds	7 at SMS, 1-15-03
Assists	11 vs. Jacksonville, 12-18-02
Steals	7 at Evansville, 1-25-03
Blocks	0
Minutes	40 vs. Wichita State, 1-18-03

GREENE'S CAREER STATISTICS


YEAR	G-GS	MIN	FG-FGA	PCT	3FG-FGA	PCT	FT-FTA	PCT	O-D	REB	AVG	AST	TO	BLK	STL	TP	AVG
01-02	31-2	472	43-123	.350	23-55	.418	36-42	.857	4-18	22	0.7	58	52	1	15	145	4.7
02-03	17-15	525	66-134	.493	26-55	.473	29-36	.806	6-43	49	2.9	75	52	0	35	187	11.0
Total	48-17	997	109-257	.424	49-110	.445	65-78	.833	10-61	71	1.5	133	104	1	50	332	6.9

GREENE'S MISSOURI VALLEY CONFERENCE STATISTICS

YEAR	G-GS	MIN	FG-FGA	PCT	3FG-FGA	PCT	FT-FTA	PCT	O-D	REB	AVG	AST	TO	BLK	STL	TP	AVG
01-02	18-0	224	20-52	.385	13-31	.419	5-6	.833	1-12	13	0.7	23	19	1	10	58	3.2
02-03	9-9	300	38-68	.559	15-25	.600	17-24	.708	4-26	30	3.3	35	29	0	23	108	12.0
Total	27-9	524	58-120	.483	28-56	.500	22-30	.733	5-38	43	1.6	58	48	1	33	166	6.1

GREENE AGAINST BRADLEY

G-GS	MIN	FG-FGA	PCT	3FG-FGA	PCT	FT-FTA	PCT	REB	AVG	AST	BLK	STL	TP	AVG
2-0	32	3-5	.600	1-3	.333	0-0	.000	2	1.0	3	0	1	7	3.5



24 • Trey Guidry

Sophomore • 6-2 • 185 • Guard • Baton Rouge, La. (Central/North Carolina State)



2002-03 GAME-BY-GAME STATISTICS

Opponent	M	FG-A	3FG-A	FT-A	R	PF	A	TO	BLK	S	TP
Utah State	35	7-17	6-11	0-0	2	2	1	3	1	0	20
at Central Michigan	24	3-7	1-2	0-0	2	0	0	1	0	0	7
Illinois-Chicago	33	4-17	4-12	2-2	0	3	3	1	0	2	14
Chattanooga	32	11-15	4-5	0-0	1	4	0	2	0	1	26
at Kent State	38	7-14	1-3	0-0	4	4	11	3	0	1	15
at Western Kentucky	31	2-15	1-7	0-0	4	1	1	1	0	2	5
Jacksonville	20	1-5	0-3	1-2	2	2	2	4	0	1	3
Northern Illinois	25	7-15	5-9	0-0	2	2	1	1	1	0	19
SMS*	28	1-6	1-3	0-0	1	3	0	1	0	1	3
at Southern Illinois*	24	3-9	2-2	3-4	1	4	4	5	0	0	11
at Northern Iowa*	11	0-2	0-0	0-0	2	1	0	2	0	0	0
Creighton*	19	0-4	0-3	0-0	1	0	1	2	0	0	0
at SMS*	30	6-11	3-6	1-2	1	2	2	2	0	0	16
Wichita State*	15	5-13	3-6	2-3	1	1	0	1	0	0	15
at Creighton*	33	8-10	5-7	0-0	1	2	0	6	0	0	21
at Evansville*	38	7-21	5-14	8-9	2	2	3	2	0	0	27
Northern Iowa*	26	3-9	2-6	2-2	6	1	0	2	0	0	10
Bradley*											
at Wichita State*											
Indiana State*											
at Bradley*											
Drake*											
Evansville*											
at TBA											
at Drake*											
at Indiana State*											
Southern Illinois*											

* Missouri Valley Conference game

UPDATED PLAYER NOTES

- Has made two or more threes in the last five games.
- Posted a career-best six boards in the win over UNI.
- Poured in a career-high 27 points at Evansville, with 21 coming in the first half.
- Has scored five straight double figure games, including 21 at Creighton on 8-for-10 shooting.
- Dished out a career-best 11 assists and posted his first career double-double with 15 points at Kent State.
- Tossed in 26 points against Chattanooga with a 4-for-5 effort from behind the arc.
- Poured in a team-high 20 points in the opener against Utah State with six treys.
- Played 19 minutes against EA Sports with seven points.
- His left foot was placed in a cast as a precautionary measure to heal a slight stress fracture. As a result, he did not play in the first exhibition.
- Scored a game-high 22 points in the Red-White game powered by six 3-pointers.

GUIDRY'S CAREER HIGHS

Points	27 at Evansville, 1-25-03
Rebounds	6 vs. Northern Iowa, 1-29-03
Assists	11 at Kent State, 12-7-02
Steals	2, twice
Blocks	1, twice
Minutes	38, twice

GUIDRY'S SEASON HIGHS

Points	27 at Evansville, 1-25-03
Rebounds	6 vs. Northern Iowa, 1-29-03
Assists	11 at Kent State, 12-7-02
Steals	2, twice
Blocks	1, twice
Minutes	38, twice


GUIDRY'S CAREER STATISTICS

YEAR	G-GS	MIN	FG-FGA	PCT	3FG-FGA	PCT	FT-FTA	PCT	O-D	REB	AVG	AST	TO	BLK	STL	TP	AVG
00-01*	25-6	241	27-69	.391	19-44	.432	5-9	.556	4-17	21	0.8	9	14	1	8	78	3.1
02-03	17-10	462	75-190	.395	43-99	.434	19-24	.792	2-31	33	1.9	29	39	2	8	212	12.5
Total	42-16	703	102-259	.394	62-143	.434	24-33	.727	6-48	54	1.3	38	53	3	16	290	6.9

* At North Carolina State

GUIDRY'S MISSOURI VALLEY CONFERENCE STATISTICS

YEAR	G-GS	MIN	FG-FGA	PCT	3FG-FGA	PCT	FT-FTA	PCT	O-D	REB	AVG	AST	TO	BLK	STL	TP	AVG
02-03	9-5	224	33-85	.388	21-47	.447	16-20	.800	0-16	16	1.8	10	23	0	1	103	11.4



12 • Rebert Harris



Junior • 6-0 • 177 • Guard • Chicago, Ill. (Providence St. Mel)

2002-03 GAME-BY-GAME STATISTICS

Opponent	M	FG-A	3FG-A	FT-A	R	PF	A	TO	BLK	S	TP
Utah State					Did Not Play						
at Central Michigan					Did Not Play						
Illinois-Chicago					Did Not Play						
Chattanooga					Did Not Play						
at Kent State					Did Not Play						
at Western Kentucky	2	0-1	0-0	0-0	0	0	0	0	0	0	0
Jacksonville	2	0-0	0-0	0-0	0	0	0	0	1	0	0
Northern Illinois					Did Not Play						
SMS*	9	1-5	0-1	0-0	0	0	0	4	1	1	2
at Southern Illinois*					Did Not Play						
at Northern Iowa*					Did Not Play						
Creighton*					Did Not Play						
at SMS*	14	1-3	0-1	0-0	0-0	4	1	3	0	0	2
Wichita State*					Did Not Play						
at Creighton*	2	0-1	0-0	0-2	1	0	0	0	0	0	0
at Evansville*					Did Not Play						
Northern Iowa*					Did Not Play						
Bradley*											
at Wichita State*											
Indiana State*											
at Bradley*											
Drake*											
Evansville*											
at TBA											
at Drake*											
at Indiana State*											
Southern Illinois*											

* Missouri Valley Conference game

UPDATED PLAYER NOTES

- Has not seen any action in the last two games.
- All four of his points have come on layups against SMS, with one in each game.
- Went to Hampton as a freshman and Malcolm X College as a sophomore, but didn't play basketball at either school.
- Joined the team prior to the game at Western Kentucky.
- A three-year starter for Providence St. Mel.

HARRIS' CAREER HIGHS

Points	2, twice
Rebounds	1 at Creighton, 1-20-03
Assists	1 at SMS, 1-15-03
Steals	1 vs. SMS, 12-29-02
Blocks	1, twice
Minutes	14 at SMS, 1-15-03

HARRIS' SEASON HIGHS


Points	2, twice
Rebounds	1 at Creighton, 1-20-03
Assists	1 at SMS, 1-15-03
Steals	1 vs. SMS, 12-29-02
Blocks	1, twice
Minutes	14 at SMS, 1-15-03

HARRIS' CAREER STATISTICS

YEAR	G-GS	MIN	FG-FGA	PCT	3FG-FGA	PCT	FT-FTA	PCT	O-D	REB	AVG	AST	TO	BLK	STL	TP	AVG
02-03	5-0	29	2-10	.200	0-2	.000	0-2	.000	1-0	1	0.2	1	7	2	1	4	0.8

HARRIS' MISSOURI VALLEY CONFERENCE STATISTICS

YEAR	G-GS	MIN	FG-FGA	PCT	3FG-FGA	PCT	FT-FTA	PCT	O-D	REB	AVG	AST	TO	BLK	STL	TP	AVG
02-03	3-0	25	2-9	.222	0-2	.000	0-2	.000	1-	1	0.3	1	7	1	1	4	1.3



34 • Kenneth Hill



Sophomore • 6-6 • 190 • Forward • Naperville, Ill. (Central)

2002-03 GAME-BY-GAME STATISTICS

Opponent	M	FG-A	3FG-A	FT-A	R	PF	A	TO	BLK	S	TP
Utah State											
at Central Michigan											
Illinois-Chicago											
Chattanooga											
at Kent State											
at Western Kentucky	2	1-1	0-0	0-0	1	0	0	0	0	0	2
Jacksonville	2	0-0	0-0	0-0	1	0	0	0	0	0	0
Northern Illinois											
SMS*	3	0-0	0-0	0-0	0	0	0	0	1	0	0
at Southern Illinois*											
at Northern Iowa*											
Creighton*											
at SMS*											
Wichita State*											
at Creighton*											
at Evansville*											
Northern Iowa*											
Bradley*											
at Wichita State*											
Indiana State*											
at Bradley*											
Drake*											
Evansville*											
at TBA											
at Drake*											
at Indiana State*											
Southern Illinois*											

* Missouri Valley Conference game

UPDATED PLAYER NOTES

- Has not seen the floor in the last eight games.
- Played his first regular-season action at Western Kentucky. Finished with two points in two minutes.
- Saw three minutes of action against SIU-Edwardsville, but did not attempt a shot. Grabbed one board.
- Registered four points in the Red-White scrimmage.

HILL'S CAREER HIGHS

Points	2 at Western Kentucky, 12-15-02
Rebounds	1, twice
Assists	0
Steals	0
Blocks	1 vs. SMS, 12-29-02
Minutes	3 vs. SMS, 12-29-02

HILL'S SEASON HIGHS


Points	2 at Western Kentucky, 12-15-02
Rebounds	1, twice
Assists	0
Steals	0
Blocks	1 vs. SMS, 12-29-02
Minutes	3 vs. SMS, 12-29-02

HILL'S CAREER STATISTICS

YEAR	G-GS	MIN	FG-FGA	PCT	3FG-FGA	PCT	FT-FTA	PCT	O-D	REB	AVG	AST	TO	BLK	STL	TP	AVG
02-03	3-0	7	1-1	1.000	0-0	.000	0-0	.000	1-1	2	0.7	0	0	1	0	2	0.7

HILL'S MISSOURI VALLEY STATISTICS

YEAR	G-GS	MIN	FG-FGA	PCT	3FG-FGA	PCT	FT-FTA	PCT	O-D	REB	AVG	AST	TO	BLK	STL	TP	AVG
02-03	1-0	3	0-0	.000	0-0	.000	0-0	.000	0-0	0	0.0	0	0	1	0	0	0.0



40 • Casey Reid

Senior • 6-7 • 205 • Forward • Las Vegas, Nev. (Las Vegas/Scottsdale CC)



2002-03 GAME-BY-GAME STATISTICS

Opponent	M	FG-A	3FG-A	FT-A	R	PF	A	TO	BLK	S	TP
Utah State	12	1-2	0-0	0-0	1	0	1	0	1	0	2
at Central Michigan	14	4-5	0-0	0-0	0	2	0	1	0	1	8
Illinois-Chicago	7	0-0	0-0	0-0	0	1	0	0	0	0	0
Chattanooga	3	0-0	0-0	0-0	0	0	0	0	0	0	0
at Kent State	2	0-0	0-0	0-0	0	1	0	0	0	0	0
at Western Kentucky	5	0-2	0-1	0-0	0	0	1	1	0	0	0
Jacksonville	5	1-1	0-0	0-0	3	1	0	2	0	0	2
Northern Illinois											Did Not Play
SMS*	5	0-0	0-0	0-0	0	2	0	0	0	0	0
at Southern Illinois*											Did Not Play
at Northern Iowa*											Did Not Play
Creighton*											Did Not Play
at SMS*	6	0-0	0-0	2-2	3	3	0	0	0	0	6
Wichita State*											Did Not Play
at Creighton*	4	0-0	0-0	0-0	0	1	1	0	0	0	0
at Evansville*											Did Not Play
Northern Iowa*	7	0-1	0-1	2-4	1	0	0	0	0	0	1
Bradley*											
at Wichita State*											
Indiana State*											
at Bradley*											
Drake*											
Evansville*											
at TBA											
at Drake*											
at Indiana State*											
Southern Illinois*											

* Missouri Valley Conference game

UPDATED PLAYER NOTES

- Had a key rebound, steal and two made free throws to seal the win against Northern Iowa.
- Matched his career-best with eight points at Central Michigan.
- His only points against Utah State came off of a baseline drive and dunk.
- Two points and two assists against EA Sports.
- Against SIU-Edwardsville, finished with six points, three boards and three assists in 21 minutes of action.
- Dumped in 10 points in the annual scrimmage.

REID'S CAREER HIGHS

Points	8, twice
Rebounds	6 at Northern Iowa, 2-23-02
Assists	3 vs. Wichita State, 1-7-02
Steals	2 vs. Southern Illinois, 2-16-02
Blocks	2 at Illinois, 12-18-01
Minutes	20 at Georgia Southern, 11-29-01

REID'S SEASON HIGHS

Points	8 at Central Michigan, 11-26-02
Rebounds	3 vs. Jacksonville, 12-18-02
Assists	1, three times
Steals	1, twice
Blocks	1 vs. Utah State, 11-23-02
Minutes	14 at Central Michigan, 11-26-02

REID'S CAREER STATISTICS


YEAR	G-GS	MIN	FG-FGA	PCT	3FG-FGA	PCT	FT-FTA	PCT	O-D	REB	AVG	AST	TO	BLK	STL	TP	AVG
01-02	31-3	391	31-62	.500	0-1	.000	13-21	.619	20-55	75	2.4	20	22	12	7	75	2.4
02-03	11-0	70	6-11	.545	0-2	.000	4-6	.667	2-6	8	0.7	3	4	1	2	16	1.5
Total	42-3	461	37-73	.507	0-3	.000	17-27	.630	22-61	83	2.0	23	26	13	9	91	2.2

REID'S MISSOURI VALLEY CONFERENCE STATISTICS

YEAR	G-GS	MIN	FG-FGA	PCT	3FG-FGA	PCT	FT-FTA	PCT	O-D	REB	AVG	AST	TO	BLK	STL	TP	AVG
01-02	18-1	230	17-36	.472	0-1	.000	7-13	.538	15-33	48	2.7	10	9	7	5	41	2.3
02-03	4-0	22	0-1	.000	0-1	.000	4-6	.667	1-3	4	1.0	1	0	0	1	4	1.0
Total	22-1	252	17-37	.459	0-2	.000	11-19	.579	16-36	52	2.4	11	9	7	6	45	2.0

REID AGAINST BRADLEY

G-GS	MIN	FG-FGA	PCT	3FG-FGA	PCT	FT-FTA	PCT	REB	AVG	AST	BLK	STL	TP	AVG
2-0	23	2-5	.400	0-0	.000	0-0	.000	5	2.5	0	1	0	4	2.0



5 • Andy Strandmark



Senior • 6-11 • 240 • Center • Geneseo, Ill. (Darnall)

UPDATED PLAYER NOTES

- Has back-to-back five rebound games.
- Scored six points in the win over Northern Iowa, his highest point total in the last six games.
- Had two blocked shots in the UNI victory, including the 50th of his career.
- His three-straight games of double-digit scoring was the longest string of his career.
- Against the Central Michigan, Strandmark got to the free throw line for a career-high six times and converted five of them.
- Against EA Sports, had seven points in 26 minutes with three boards and a pair of blocked shots.
- Played 18 minutes against SIU-Edwardsville and had eight points, three rebounds and two blocks.
- Led the white team with 13 points in the Red-White game.

2002-03 GAME-BY-GAME STATISTICS

Opponent	M	FG-A	3FG-A	FT-A	R	PF	A	TO	BLK	S	TP
• Utah State	21	1-4	0-0	0-2	2	2	1	0	1	0	2
• at Central Michigan	25	3-6	0-0	5-6	7	2	1	0	0	1	11
• Illinois-Chicago	24	4-6	0-0	2-4	8	3	1	3	0	0	10
• Chattanooga	24	4-8	0-0	3-3	5	3	0	1	1	0	11
• at Kent State	18	2-5	0-0	0-0	4	4	1	0	0	2	4
• at Western Kentucky	27	0-4	0-0	2-4	9	1	1	1	1	0	2
• Jacksonville	19	4-6	0-0	0-1	2	2	1	0	2	1	8
• Northern Illinois	29	1-2	0-0	3-4	6	4	0	2	1	3	5
• SMS*	10	2-4	0-0	0-0	3	2	0	2	0	0	4
• at Southern Illinois*	10	0-0	0-0	0-0	1	1	0	0	1	0	0
• at Northern Iowa*	17	3-5	0-0	1-2	4	0	0	1	0	0	7
• Creighton*	14	0-2	0-0	0-0	5	2	1	1	0	0	0
• at SMS*	11	0-1	0-0	0-0	0	1	0	0	0	0	0
• Wichita State*	8	0-1	0-0	0-0	2	2	0	1	1	0	0
• at Creighton*	7	0-1	0-0	0-0	0	0	0	2	0	0	0
• at Evansville*	12	1-2	0-0	1-2	5	2	0	1	0	1	3
• Northern Iowa*	16	3-4	0-0	0-0	5	2	0	3	2	0	6
• Bradley*											
• at Wichita State*											
• Indiana State*											
• at Bradley*											
• Drake*											
• Evansville*											
• at TBA											
• at Drake*											
• at Indiana State*											
• Southern Illinois*											

* Missouri Valley Conference game

STRANDMARK'S CAREER HIGHS

Points	15 vs. Bradley, 2-8-00
Rebounds	13 vs. Southwest Missouri State, 1-22-00
Assists	3 at Bradley, 1-26-00
Steals	3, twice
Blocks	3 vs. Southern Illinois, 2-16-02
Minutes	33, twice

STRANDMARK'S SEASON HIGHS

Points	11, twice
Rebounds	9 at Western Kentucky, 12-15-02
Assists	1, seven times
Steals	3 vs. Northern Illinois, 12-21-02
Blocks	2, twice
Minutes	29 vs. Northern Illinois, 12-21-02

STRANDMARK'S CAREER STATISTICS

YEAR	G-GS	MIN	FG-FGA	PCT	3FG-FGA	PCT	FT-FTA	PCT	O-D	REB	AVG	AST	TO	BLK	STL	TP	AVG
99-00	29-8	511	36-78	.462	0-0	.000	22-30	.733	27-88	115	4.0	14	29	21	10	94	3.2
00-01	26-5	206	9-42	.214	0-0	.000	14-19	.737	10-41	51	2.0	5	15	5	3	32	1.2
01-02	31-9	369	40-83	.482	0-0	.000	11-21	.524	28-55	83	2.7	13	17	15	7	91	2.9
02-03	17-6	292	28-61	.459	0-0	.000	17-28	.607	20-48	68	4.0	7	18	10	8	73	4.3
Total	103-28	1378	113-264	.428	0-0	.000	64-98	.653	85-232	317	3.1	39	79	51	28	290	2.8

STRANDMARK'S MISSOURI VALLEY CONFERENCE STATISTICS

YEAR	G-GS	MIN	FG-FGA	PCT	3FG-FGA	PCT	FT-FTA	PCT	O-D	REB	AVG	AST	TO	BLK	STL	TP	AVG
99-00	18-8	359	30-58	.517	0-0	.000	16-21	.762	22-65	87	4.8	11	17	15	5	76	4.2
00-01	15-2	102	5-20	.250	0-0	.000	4-6	.667	6-14	20	1.3	3	7	1	1	14	0.9
01-02	18-8	235	25-53	.472	0-0	.000	6-13	.462	16-37	53	2.9	6	7	10	6	56	3.1
02-03	9-0	105	9-20	.450	0-0	.000	2-4	.500	10-15	25	2.8	1	11	4	1	20	2.2
Total	60-18	801	69-151	.457	0-0	.000	28-44	.636	54-131	185	3.1	21	42	30	12	166	2.8

STRANDMARK AGAINST BRADLEY

G-GS	MIN	FG-FGA	PCT	3FG-FGA	PCT	FT-FTA	PCT	REB	AVG	AST	BLK	STL	TP	AVG
6-3	86	7-13	.538	0-0	.000	3-4	.750	20	3.3	4	4	0	17	2.8



10 • Kevin Troc

Freshman • 6-4 • 190 • Guard • Lockport, Ill. (Lockport)



2002-03 GAME-BY-GAME STATISTICS

Opponent	M	FG-A	3FG-A	FT-A	R	PF	A	TO	BLK	S	TP
Utah State	13	1-1	0-0	0-0	4	1	5	0	0	0	2
at Central Michigan	24	1-3	0-0	0-0	4	3	1	2	0	0	2
Illinois-Chicago	13	0-1	0-0	0-0	1	1	0	1	1	0	0
Chattanooga	10	1-2	1-1	0-0	0	2	2	0	0	0	3
at Kent State	2	0-0	0-0	0-0	0	0	0	2	0	0	0
at Western Kentucky	12	0-1	0-0	1-2	2	2	0	2	0	0	1
Jacksonville	12	4-6	0-1	0-0	2	1	2	0	0	1	8
Northern Illinois	13	1-5	1-1	1-2	0	1	1	3	0	0	4
SMS*	9	0-1	0-0	0-0	1	1	0	0	0	1	0
at Southern Illinois*	2	0-1	0-1	0-0	0	1	0	0	0	0	0
at Northern Iowa*	23	2-7	0-2	3-3	3	1	1	2	0	0	7
Creighton*	9	0-0	0-0	0-0	0	0	0	1	0	0	0
at SMS*											
Wichita State*	7	0-1	0-0	0-0	2	1	0	2	0	0	0
at Creighton*	2	0-0	0-0	0-0	0	0	0	0	0	0	0
at Evansville*	2	0-0	0-0	0-0	0	0	0	1	0	0	0
Northern Iowa*	18	2-3	2-2	4-4	1	3	1	0	0	1	10
Bradley*											
at Wichita State*											
Indiana State*											
at Bradley*											
Drake*											
Evansville*											
at TBA											
at Drake*											
at Indiana State*											
Southern Illinois*											

Did Not Play

* Missouri Valley Conference game

UPDATED PLAYER NOTES

- Coming off of a career-high 10 points, including a 2-for-2 effort on threes, against Northern Iowa.
- Played 18 minutes against UNI, after playing 20 minutes combined in the previous five games.
- Posted eight points against Jacksonville on 4-for-6 shooting.
- Claimed first collegiate start at Central Michigan. Finished with two points, four boards and an assist.
- Five assists, four boards and two points against Utah State in 13 minutes.
- Played 19 minutes against EA Sports with two points, four assists and two rebounds.
- Recorded five points, including an dunk, against SIU-Edwardsville. He was 1-for-1 on threes and chipped in two rebounds and three assists.
- Had seven points in the annual Red-White game.

TROC'S CAREER HIGHS

Points	10 vs. Northern Iowa, 1-29-03
Rebounds	4, twice
Assists	5 vs. Utah State, 11-23-02
Steals	1, three times
Blocks	1 vs. Illinois-Chicago, 11-30-02
Minutes	24 at Central Michigan, 11-26-02

TROC'S SEASON HIGHS

Points	10 vs. Northern Iowa, 1-29-03
Rebounds	4, twice
Assists	5 vs. Utah State, 11-23-02
Steals	1, three times
Blocks	1 vs. Illinois-Chicago, 11-30-02
Minutes	24 at Central Michigan, 11-26-02

TROC'S CAREER STATISTICS

YEAR	G-GS	MIN	FG-FGA	PCT	3FG-FGA	PCT	FT-FTA	PCT	O-D	REB	AVG	AST	TO	BLK	STL	TP	AVG
02-03	16-1	171	12-32	.375	4-8	.500	9-11	.818	5-15	20	1.3	13	16	1	3	37	2.3

TROC'S MISSOURI VALLEY STATISTICS

YEAR	G-GS	MIN	FG-FGA	PCT	3FG-FGA	PCT	FT-FTA	PCT	O-D	REB	AVG	AST	TO	BLK	STL	TP	AVG
02-03	8-0	72	4-13	.308	2-5	.400	7-7	1.000	2-5	7	0.9	2	6	0	2	17	2.1



EXHIBITION 1

Greene Leads 'Birds in Exhibition Win

NORMAL, III. - Sophomore point guard Vince Greene scored a game-high 26 points, including six three-pointers, as Illinois State won its first exhibition of the season, 89-70, over SIU-Edwardsville at Redbird Arena.

Baboucarr Bojang finished with 14 points and six rebounds for the 'Birds, while true freshman Chris Burras came off the bench to score 12.

SIU-Edwardsville was led by Ron Jones with 19 points, 17 of which came in the second half. Rob Baumgardner and Ben Garwitz each contributed 13 points, and Baumgardner also led the Cougars in rebounding with six boards. The Cougars never led in the entire game and after the initial 12-point deficit never got closer than seven points.

Illinois State opened up the game with a 12-0 run, highlighted by two three-pointers and a cross-over lay-up by Greene. The 'Birds defense forced eight Cougar turnovers in the first 12 minutes of the game, including the team's first two possessions.

Greene led all scorers in the first half with 10 points, while Gregg Alexander chipped in eight first half points on 3-for-4 shooting. ISU shot 61 percent from the field in the first half, including 5-for-8 from beyond the arc.

Down 45-24 at halftime, the Cougars came out firing in the second half and outscored the 'Birds 26-15 over the first 8:30 minutes led by nine points apiece by junior Ron Jones and freshman Logan Glosser narrowing the Redbird lead to 10. Following a timeout with 11:05 remaining in the game, the 'Birds went on a 13-0 run to extend their lead back to 23, which tied their largest lead of the night.

ILLINOIS STATE 89, SIU-Edwardsville 70
November 4, 2002 • Redbird Arena

Table with columns: SIU-E, Min., FG-A, FT-A, O-REB, A, PF, TP. Lists player stats for Bauersachs, Mueller, Bradford, Jones, Baumgardner, Gajewski, Zick, Garwitz, Heflin, Glosser, Ward, Salak, and Totals.

Team Pct.: FG - .529; FT - .700
3-Pt.: 9-15, .600 (Bradford 0-1, Jones 3-4, Baumgardner 2-4, Heflin 1-1, Glosser 3-5)
Blocks: 1 (Ward 1)
Turnovers: 19 (Bauersachs 1, Bradford 3, Jones 4, Baumgardner 3, Gajewski 2, Heflin 1, Glosser 2, Ward 1, Team 2)
Steals: 3 (Bradford 2, Heflin 1)

Table with columns: ILLINOIS ST., Min., FG-A, FT-A, O-REB, A, PF, TP. Lists player stats for Bojang, Strandmark, Alexander, Ford, Greene, Burras, Troc, Arnold, Hill, Reid, Gillan, and Totals.

Team Pct.: FG - .563; FT - .571
3-Pt.: 9-13, .692 (Alexander 2-3, Greene 6-7, Burras 0-2, Troc 1-1)
Blocks: 4 (Strandmark 2, Ford 1, Arnold 1)
Turnovers: 8 (Bojang 1, Strandmark 4, Burras 1, Troc 2)
Steals: 7 (Alexander 4, Ford 1, Burras 2)

Officials: Jerry Seibert, Frank Spencer, Mike Litzelfelner
Attendance: 4,049
Halftime Score: ILLINOIS STATE 45, SIU-Edwardsville 24

EXHIBITION 2

ISU Drops Second Exhibition to EA Sports

NORMAL, III. - Vince Greene led all scorers with 16 points, but Illinois State could not pick up the victory, dropping its second and final exhibition game of the season, 66-65, to the EA Sports All-Stars Thursday night at Redbird Arena.

Illinois State also got 15 points and 10 rebounds from Baboucarr Bojang, while Andy Strandmark, Gregg Alexander and Trey Guidry each contributed seven points. The 'Birds shot 54 percent from the field in the first half, but managed only 41 percent in the second half on 10-for-24 shooting.

EA Sports, 1-9, only shot 7-for-20 from the charity stripe, including 4-for-15 in the second half. EA Sports was led by former Fighting Illini player Sergio McClain with 13 points, while Doc Taylor, who played at Cleveland State, chipped in 12.

Bojang showed his offensive skills early in the game by scoring nine of the Redbirds' first 11 points, but hot three-point shooting (3-for-3) from McClain kept the game tight midway through the first half. Back-to-back jumpers from Greene helped ignite a 13-5 run to take the lead at 24-20 with just over seven minutes remaining.

Marcus Arnold hit two low-post jumpers late in the first half and the Redbirds went into the half with a one-point lead, 36-35. Bojang and McClain led their respective teams in first-half scoring with 11 points.

EA Sports scored 14 points of its first 19 points in the second half off lay-ups or dunks and were able to take a 54-47 lead, the largest of the night for either team, with just under nine minutes left in the game. However, the 'Birds went on an 11-2 run over the next 3:37 led by four points from Gregg Alexander to take the lead at 58-56 with five minutes remaining.

EA Sports 66, ILLINOIS STATE 65
November 14, 2002 • Redbird Arena

Table with columns: EA Sports, Min., FG-A, FT-A, O-REB, A, PF, TP. Lists player stats for McClain, Johnson, Turner, Dobbs, Taylor, Jones, Brownlee, Vaughn, and Totals.

Team Pct.: FG - .519; FT - .278
3-Pt.: 7-20, .350 (McClain 3-7, Johnson 0-3, Dobbs 1-1, Jones 1-4, Brownlee 2-5)
Blocks: 1 (Taylor 1)
Turnovers: 9 (Johnson 2, Taylor 4, Jones 2, Brownlee 1)
Steals: 8 (Johnson 1, Turner 1, Dobbs 1, Taylor 1, Jones 2, Vaughn 2)

Table with columns: ILLINOIS ST., Min., FG-A, FT-A, O-REB, A, PF, TP. Lists player stats for Bojang, Reid, Strandmark, Alexander, Greene, Burras, Troc, Arnold, Guidry, and Totals.

Team Pct.: FG - .481; FT - .714
3-Pt.: 5-15, .333 (Alexander 1-4, Greene 3-4, Burras 0-1, Troc 0-2, Guidry 1-4)
Blocks: 3 (Bojang 1, Strandmark 2)
Turnovers: 12 (Bojang 1, Reid 1, Strandmark 3, Alexander 1, Ford 1, Troc 3, Guidry 2)
Steals: 2 (Ford 1, Arnold 1)

Officials: Ed Hightower, Rob Kruger, Mark Mayhood
Attendance: 4,656
Halftime Score: ILLINOIS STATE 36, EA Sports 35

GAME 1

Redbirds Fall 68-53 to Utah State

NORMAL, III. - Trey Guidry led Illinois State with 20 points, including six three-pointers, but it wasn't enough as the Utah State Aggies spoiled the Redbirds' season opener, 68-53, Saturday night at Redbird Arena.

Vince Greene was the only other Illinois State player to score in double figures with 10, while freshman Marcus Arnold turned in nine points. The 'Birds shot only 39 percent from the field and made only one of their eight (125) free-throw attempts.

Desmond Penigar led Utah State with 22 points, going 4-for-4 from three-point range. Point guard Mark Brown scored 19 points for the Aggies. Utah State shot 50 percent from the field in the game, including 50 percent from beyond the arc on 6-for-12 shooting.

Illinois State (0-1) got off to a slow start offensively, scoring only four points in the game's first nine minutes and dug itself into a 11-4 deficit. However, Guidry hit a three-pointer with 10:35 left in the first half that sparked a 13-5 Redbird run that gave Illinois State its only lead of the first half at 17-16. Guidry scored 11 of the 'Birds 13 points during the run, including three shots from beyond the arc.

Utah State (1-0) went on a 16-5 run over the final six minutes of the half, including holding the Redbirds scoreless for nearly three minutes, to take a 10-point lead into the locker room, 32-22. Brown ignited the Utah State run with nine points, including three lay-ups.

The Redbirds came out firing in the second half, scoring 15 of their first 17 second-half points from beyond the arc. Guidry helped lead the charge with three three-pointers, while Gregg Alexander contributed two. Illinois State used the offensive surge to shred the Aggies' halftime lead and close to within two points, 43-41, with just over 12 minutes remaining in the game.

Illinois State went into a scoring drought, however, over the game's next six minutes, which allowed the Aggies to build a 10-point lead at 51-41. Penigar led Utah State during the 8-0 run with seven points. Greene scored the Redbirds' next seven points, but Utah State was able to keep Illinois State from getting any closer than eight in the game's closing minutes.

Utah State 68, ILLINOIS STATE 53
November 23, 2002 • Redbird Arena

Table with columns: Utah State, Min., FG-A, FT-A, O-REB, A, PF, TP. Lists player stats for Johnson, Nelson, Puzey, M. Brown, Patton, Penigar, Harris, Stowell, Butler, C. Brown, and Totals.

Team Pct.: FG - .500; FT - .778
3-Pt.: 6-12, .500 (M. Brown 1-3, Patton 0-2, Penigar 4-4, Butler 1-3)
Blocks: 3 (Johnson 2, Penigar 1)
Turnovers: 12 (Johnson 3, Nelson 1, M. Brown 2, Patton 2, Penigar 1, Stowell 1, Butler 2)
Steals: 10 (Puzey 1, M. Brown 4, Patton 2, Penigar 1, Butler 2)

Table with columns: ILLINOIS ST., Min., FG-A, FT-A, O-REB, A, PF, TP. Lists player stats for Alexander, Bojang, Strandmark, Greene, Guidry, Burras, Ford, Troc, Arnold, Reid, and Totals.

Team Pct.: FG - .389; FT - .125
3-Pt.: 10-22, .455 (Alexander 2-5, Greene 2-6, Guidry 6-11)
Blocks: 3 (Strandmark 1, Guidry 1, Reid 1)
Turnovers: 13 (Alexander 2, Bojang 2, Greene 4, Guidry 3, Ford 1, Arnold 1)
Steals: 2 (Alexander 2)

Officials: Eddie Jackson, Steve Morris, Tim Hutchinson
Attendance: 7,948
Halftime Score: Utah State 32, ILLINOIS STATE 22



GAME 5

Redbirds Let It Slip Away at Kent State, 76-61

KENT, Ohio – Despite a double-double by Trey Guidry, who led the Illinois State men's basketball team with 15 points and a career high 11 assists, Illinois State fell to Kent State, 76-61, in non-conference action, Saturday afternoon at the M.A.C. Center.

Senior Baboucarr Bojang pitched in a total of 14 points and a team-high six rebounds, including a lay-up with 11:31 left to play in the second half to put the 'Birds up 53-52 over the Golden Flashes. This would be the last lead of the game for the Redbirds.

Gregg Alexander, who contributed 13 points for the 'Birds, sank two free throws to tie the game at 55-55 with 10:47 left to play. However, Kent State hushed the Redbirds by going on an 11-0 run.

The Flashes run was led by a DeAndre Haynes three-pointer. Then Kent State's center, Nate Gerwig, chipped in three free throws, while Haynes added another two points off a lay-up. Matt Jakeway finished off the Kent State run with a three-pointer.

The bleeding was stopped by a Redbird jumper made by Guidry, but the damage had already been done as the 'Birds went 0-5 from the field during Kent State's run, which ultimately made the difference in a game where Illinois State trailed by one at the half, 36-35.

Illinois State falls to 0-5, while Kent State improves its record to 4-0.

Kent State 76, ILLINOIS STATE 61
December 7, 2002 • M.A.C. Center

Table with 10 columns: ILLINOIS ST., Min., FG-A, FT-A, O-REB, A, PF, TP. Lists player stats for Alexander, Arnold, Bojang, Ford, Guidry, Burras, Strandmark, Troc, Greene, Reid, and Totals.

Team Pct.: FG - .491; FT - 1.000
3-Pt.: 5-8, .625 (Alexander 3-4, Guidry 1-3, Greene 1-1)
Blocks: 0
Turnovers: 15 (Alexander 4, Arnold 1, Bojang 2, Ford 1, Guidry 3, Troc 2, Greene 2)
Steals: 7 (Alexander 1, Bojang 1, Guidry 1, Strandmark 2, Greene 2)

Table with 10 columns: Kent State, Min., FG-A, FT-A, O-REB, A, PF, TP. Lists player stats for Wilkins, Gates, Gerwig, Haut, Haynes, Jakeway, Bedford, Edwards, and Totals.

Team Pct.: FG - .509; FT - .737
3-Pt.: 8-18, .444 (Wilkins 1-4, Gates 0-1, Haut 3-6, Haynes 3-5, Jakeway 1-2)
Blocks: 3 (Edwards 3)
Turnovers: 12 (Wilkins 1, Gates 3, Gerwig 1, Haut 1, Haynes 3, Jakeway 2, Bedford 1)
Steals: 8 (Gates 2, Haut 1, Haynes 3, Edwards 2)

Officials: James Ferrari, Keith Herring, Mike Foote
Attendance: 3,716
Halftime Score: Kent State 36, ILLINOIS STATE 35

GAME 6

Shooting Woes Stifle 'Birds at Western Ky.

BOWLING GREEN, Ky. – Trailing by only five points at halftime, the Illinois State men's basketball team held strong with Western Kentucky until the second half before the Hilltoppers decided to dominate en route to a 63-43 win over the Redbirds Sunday afternoon in Bowling Green, Ky.

With the loss, the Redbirds remain winless this season, falling to 0-6 while Western Kentucky improves to 3-3. ISU was led by Gregg Alexander who had 18 points, the only Redbird player to post double digits. Vince Greene chipped in six and Trey Guidry had five. WKU was led by Nate Williams, who led all scorers with 20 points, and Patrick Sparks added 10.

The Redbirds scored 20 points in the first half and trailed 25-20 at halftime, but the Hilltoppers came out on fire in the second, taking a commanding 13-point lead before the 'Birds scored their first field goal of the half.

The Redbirds came to within 10 with twelve minutes to play but Western Kentucky answered, going on a seven-point run, leading 44-27 with nine left in the game.

ISU shot 27.6% from the field on the game, including 25% in the second half. They were 16-of-58 from the field.

Western Kentucky 63, ILLINOIS STATE 63
December 15, 2002 • E.A. Diddle Arena

Table with 10 columns: ILLINOIS ST., Min., FG-A, FT-A, O-REB, A, PF, TP. Lists player stats for Alexander, Bojang, Strandmark, Ford, Guidry, Burras, Troc, Greene, Harris, Arnold, Hill, Reid, Gillan, and Totals.

Team Pct.: FG - .276; FT - .667
3-Pt.: 3-17, .176 (Alexander 2-6, Ford 0-1, Guidry 1-7, Greene 0-2, Reid 0-1)
Blocks: 3 (Bojang 1, Strandmark 1, Arnold 1)
Turnovers: 15 (Alexander 2, Strandmark 1, Ford 1, Guidry 1, Burras 2, Troc 2, Greene 3, Arnold 1, Reid 1, Gillan 1)
Steals: 8 (Alexander 1, Bojang 1, Ford 1, Guidry 2, Greene 2, Gillan 1)

Table with 10 columns: Western Ky., Min., FG-A, FT-A, O-REB, A, PF, TP. Lists player stats for Williams, Boyden, Videnov, Wells, Sparks, Halcomb, Winchester, Rumph, Brown, Massiah, Holland, and Totals.

Team Pct.: FG - .511; FT - .786
3-Pt.: 4-10, .400 (Boyden 0-2, Videnov 1-3, Wells 1-2, Sparks 0-1, Rumph 2-2)
Blocks: 9 (Williams 2, Wells 2, Halcomb 5)
Turnovers: 16 (Williams 1, Boyden 1, Videnov 1, Wells 2, Sparks 5, Winchester 3, Rumph 2, Holland 1)
Steals: 9 (Williams 1, Boyden 1, Wells 3, Sparks 3, Halcomb 1)

Officials: Ron Zetcher, Eddie Jackson, Terry Davis
Attendance: 5,130
Halftime Score: Western Kentucky 25, ILLINOIS STATE 20

GAME 7

Redbirds Shut Down Jacksonville for First Win

NORMAL, Ill. – Vince Greene finished with 17 points and a career-high 11 assists as Illinois State got the monkey off its back and earned its first win of the season in convincing fashion 74-50 at Redbird Arena.

Illinois State (1-6) also had Gregg Alexander in double figures with 15 points, including a 3-for-4 performance from beyond the arc. Baboucarr Bojang finished with a game-high eight rebounds, while the 'Birds had three other players score eight points apiece.

The Redbirds were able to get their interior game on the right track outscoring the Dolphins 36-12 in the paint. The Illinois State defense also played exceptionally well keeping Jacksonville without a field goal for over seven minutes in the second half.

Jacksonville (4-6) was led by James Daniels with a game-high 18 points, coming from a career-high tying six three-pointers. Daniels was the only Dolphin in double figures with Kevin Sheppard and Calvin Warner contributing nine points apiece.

Things looked bleak early on as the Redbirds came out flat, connecting on only two of their first 10 shots from the field and falling behind 12-6. However, Greene sparked a 10-2 run with back-to-back jumpers that helped give the 'Birds their first lead of the game at 16-14 with 10:39 remaining before halftime.

Illinois State shot 60 percent (12-for-20) for the remaining 13 minutes of the first half led by 10 points from Alexander, including two three pointers. Greene finished the first half with six assists and the Redbird defense was able to force 10 Jacksonville turnovers.

The second half was all Illinois State as the Redbirds outscored the Dolphins 39-24, including a 26-6 run, and forced nine turnovers.

ILLINOIS STATE 74, Jacksonville 50
December 18, 2002 • Redbird Arena

Table with 10 columns: Jacksonville, Min., FG-A, FT-A, O-REB, A, PF, TP. Lists player stats for Warner, Sheppard, Lewis, Daniels, Robertson, Copeland, Brown, White, Didion, Howard, and Totals.

Team Pct.: FG - .316; FT - .500
3-Pt.: 10-31 (.323, Warner 0-2, Sheppard 1-7, Daniels 6-13, Robertson 0-1, Copeland 2-4, White 0-2, Didion 1-2)
Blocks: 0
Turnovers: 19 (Warner 4, Sheppard 4, Lewis 3, Daniels 1, Robertson 1, Copeland 1, Brown 2, White 1, Didion 1, Team 1)
Steals: 5 (Warner 1, Daniels 1, Robertson 2, Copeland 1)

Table with 10 columns: ILLINOIS STATE, Min., FG-A, FT-A, O-REB, A, PF, TP. Lists player stats for Alexander, Arnold, Strandmark, Ford, Greene, Burras, Troc, Harris, Bojang, Guidry, Hill, Reid, Gillan, and Totals.

Team Pct.: FG - .500; FT - .667
3-Pt.: 6-14, .429 (Alexander 3-4, Greene 3-6, Troc 0-1, Guidry 0-3)
Blocks: 5 (Arnold 1, Strandmark 2, Harris 1, Bojang 1)
Turnovers: 11 (Ford 1, Greene 2, Bojang 2, Guidry 4, Reid 2)
Steals: 9 (Alexander 2, Strandmark 1, Greene 1, Burras 1, Troc 1, Bojang 2, Guidry 1)

Officials: Gerry Pollard, Steven Skiles, Ron Berkholtz
Attendance: 5,121
Halftime Score: ILLINOIS STATE 35, Jacksonville 26



GAME 11

Northern Iowa Edges the Redbirds, 66-64

CEDAR FALLS, Iowa - Marcus Arnold scored a career-high 19 points and Gregg Alexander chipped in 12 to pace Illinois State but it was not enough as the men's basketball team fell to 1-10 overall, 0-3 in the Missouri Valley Conference on Tuesday after a two-point loss to Northern Iowa, 66-64, in Cedar Falls, Iowa.

Leading by one point with 1:10 to play, the Redbirds let the game slip from their grasp as Ryan Paulsen of UNI hit a three pointer with :42 seconds remaining. A missed trey by Alexander and a foul by Dana Ford put Ben Jacobson at the line in the final seconds. He connected on both free throws as the Panthers (4-7, 1-2) handed ISU their fourth consecutive loss. Vince Greene hit a shot to pull within two with :16 seconds left, but that was as close as the 'Birds got.

Illinois State led 31-29 at the half off of hot shooting from Alexander, who scored eight points in the first twenty minutes, and Kevin Troc who added seven. It was the second game in a row that the 'Birds led at halftime and faltered in the second period, resulting in a loss.

Northern Iowa shot 58 percent from the field in the second half, sparked by 17 points from Jacobsen. Paulsen added 14 for the Panthers while Chris Foster tossed in 11.

Northern Iowa 66, ILLINOIS STATE 64

January 7, 2003 • UNI-Dome

Table with 7 columns: Player, Min, FG-A, FT-A, O-REB, A, PF, TP. Lists stats for Alexander, Bojang, Arnold, Ford, Greene, Burras, Strandmark, Troc, Guidry, and Totals.

Team Pct.: FG - .481; FT - .818

3-Pt.: 3-7, .429 (Alexander 2-3, Ford 1-1, Burras 0-1, Troc 0-2)

Blocks: 1 (Ford 1)

Turnovers: 14 (Alexander 2, Ford 2, Greene 4, Bojang 1, Strandmark 1, Troc 2, Guidry 2)

Steals: 5 (Alexander 3, Ford 1, Bojang 1)

Table with 7 columns: Player, Min, FG-A, FT-A, O-REB, A, PF, TP. Lists stats for Little, Schneiderman, Gruber, B. Jacobson, Foster, Paulsen, Schmit, A. Jacobson, Godfread, and Totals.

Team Pct.: FG - .472; FT - .636

3-Pt.: 9-21, .429 (Little 0-2, B. Jacobson 1-3, Foster 2-3, Schneiderman 2-4, Paulsen 4-8, Godfread 0-1)

Blocks: 2 (Godfread 2)

Turnovers: 12 (Little 1, B. Jacobson 1, Foster 3, Gruber 4, Schneiderman 2, Paulsen 1)

Steals: 6 (Little 1, Foster 1, Gruber 2, Schneiderman 2)

Officials: Ron Zetcher, Joe Ponsetto, Dave Draucker

Attendance: 2,122

Halftime Score: ILLINOIS STATE 31, Northern Iowa 29

GAME 12

ISU Falls to No. 16 Creighton, 74-55

NORMAL, Ill. - Despite trailing by only a seven-point deficit at halftime, Illinois State could not get it done in the second half as No. 16 Creighton pulled away and defeated the Redbirds, 74-55, at Saturday at Redbird Arena.

Creighton, 13-1, 4-0 MVC, had only two players score in double figures with Michael Lindeman turning in 19 and Kyle Korver contributing 17. Tyler McKinney dished out seven assists for the 'Jays to go along with his five points. Creighton shot 60 percent from the field in the game on 30-for-50 shooting, including 7-for-18 from beyond the arc.

Illinois State, 1-11, 0-4 MVC, was led by Vince Greene with 17 points and seven assists, including 12 second-half tallies. Gregg Alexander and Marcus Arnold also turned in 13 points apiece for the Redbirds, and Arnold led the team on the boards with a game-high tying six rebounds.

Creighton jumped out to an early 6-0 lead hitting three jumpers on their first three possessions, but the Redbirds answered with a lay-up by Bojang that sparked an 10-2 run by Illinois State, giving the 'Birds their first lead of the game 10-8 with 12:46 remaining before the half.

Shortly after Korver hit his first field goal of the game, a three-pointer near the top of the key, to give Creighton back the lead, 11-10, Arnold scored seven of the next 10 Redbird points to keep the game close with just over six minutes remaining. However, Korver was able to hit two treys down the stretch that helped give Creighton a nine-point advantage, 31-22, three minutes before the break. The 'Birds got a big boost heading into the locker room when Alexander hit a half-court bank shot at the buzzer to keep the Bluejay lead in single digits, 37-30.

#16 Creighton 76, ILLINOIS STATE 57

January 11, 2003 • Redbird Arena

Table with 7 columns: Player, Min, FG-A, FT-A, O-REB, A, PF, TP. Lists stats for Creighton players and Totals.

Team Pct.: FG - .600; FT - .563

3-Pt.: 7-18, .389 (Lindeman 2-4, Korver 4-5, House 0-2, McKinney 1-3, Bowden 0-1, Funk 0-1, Miliner 0-2)

Blocks: 3 (Korver 1, Deren 1, Dabbert 1)

Turnovers: 13 (Korver 2, Deren 3, House 2, McKinney 2, Bowden 1, Dabbert 1, Grimes 2)

Steals: 8 (Lindeman 2, Korver 1, Deren 1, House 1, McKinney 1, Funk 1, Dabbert 1)

Table with 7 columns: Player, Min, FG-A, FT-A, O-REB, A, PF, TP. Lists stats for Illinois State players and Totals.

Team Pct.: FG - .408; FT - .917

3-Pt.: 6-12, .500 (Alexander 2-5, Greene 3-3, Burras 1-1, Guidry 0-3)

Blocks: 1 (Bojang 1)

Turnovers: 18 (Alexander 4, Arnold 1, Bojang 1, Ford 4, Greene 2, Burras 2, Strandmark 1, Troc 1, Guidry 2)

Steals: 6 (Alexander 1, Bojang 1, Greene 4)

Officials: Ron Berkholtz, Brad Fowler, Dave Draucker

Attendance: 5,913

Halftime Score: Creighton 37, ILLINOIS STATE 30

GAME 13

SMS Defense Stifles Illinois State

SPRINGFIELD, Mo. - Vince Greene and Trey Guidry combined for 29 Illinois State points but the SMS defense was too much for the Redbirds, who committed 22 turnovers in the game, as the Bears handed the Redbirds their fifth Missouri Valley Conference loss, twelfth of the season, in league basketball action Wednesday night at the Hammons Center.

The Redbirds (1-12, 0-5) shot 31 percent from the field and was outrebounded 41-31, 17 of which were offensive for the Bears.

Illinois State was held without a field goal until the 11:42 mark of the first half, when Guidry connected for a three-point basket. With SMS up 9-5, the lead continued to weigh on the home side after Kellen Easley hit a trey and jumper. Up by 11 with 4:39 to play before the break, foul trouble loomed for the 'Birds and free throws were the difference. Five free throws in the final four minutes of the half helped SMS to a 13-point halftime lead, 28-15.

Illinois State never pulled to within 10 points in the second half and a foul on Marcus Arnold and Robert Harris in the first two minutes of play put Terrance McGee at the line. He hit both free throws and SMS remained on top, 30-19, with 17:31 on the clock.

The closest the Redbirds got in the final minutes was within 12 with 3:52 to play after a made free throw by Gregg Alexander. Tamarr Maclin made sure the 'Birds got no closer than that, however, hitting two free throws of his own twenty seconds later. SMS didn't hit a field goal from the 7:36 mark on, but was 10-of-14 at the free throw line through those final minutes til the buzzer.

SMS improves to 7-6, 4-1 in the Valley and was led by 15 points from McGee, who also pulled down nine boards. Easley also contributed 14 points while Maclin had seven rebounds.

SMS 60, ILLINOIS STATE 46

January 15, 2003 • Hammons Center

Table with 7 columns: Player, Min, FG-A, FT-A, O-REB, A, PF, TP. Lists stats for Illinois State players and Totals.

Team Pct.: FG - .310; FT - .714

3-Pt.: 5-15, .333 (Alexander 0-4, Greene 2-4, Harris 0-1, Guidry 3-6)

Blocks: 2 (Arnold 1, Burras 1)

Turnovers: 22 (Alexander 2, Arnold 1, Bojang 3, Ford 3, Greene 4, Burras 3, Harris 3, Guidry 2, Team 1)

Steals: 6 (Alexander 3, Greene 2, Burras 1)

Table with 7 columns: Player, Min, FG-A, FT-A, O-REB, A, PF, TP. Lists stats for SMS players and Totals.

Team Pct.: FG - .360; FT - .647

3-Pt.: 2-7, .286 (Easley 1-2, McGee 0-3, Johnson 0-1, Fisher 1-1)

Blocks: 5 (Maclin 1, Randle 3, Colwell 1)

Turnovers: 15 (Maclin 3, Easley 1, Randle 2, Andrews 3, McGee 5, Smith 1)

Steals: 14 (Easley 5, Randle 2, Andrews 2, McGee 1, Colwell 2, Johnson 1, Fisher 1)

Officials: Winston Stith, Paul Kaster, Warren Evans

Attendance: 5,232

Halftime Score: SMS 28, Illinois State 15



GAME 17

ISU Lands First Valley Win: 76-71 vs. UNI

NORMAL, Ill. - Casey Reid hit two free-throws with 3.3 seconds left in the game to seal Illinois State's first Missouri Valley Conference victory this season over Northern Iowa, 76-71, in front of 5,099 fans at Redbird Arena.

Illinois State, 2-15, 1-8 MVC, was led by Gregg Alexander with 17 points. The win ended a nine-game losing streak for the 'Birds. The Redbirds also had four other players in double digits, including Vince Greene with 14 and Marcus Arnold tallying 11.

Northern Iowa, 5-12, 2-7 MVC, was paced by Chris Foster who had 17 points, 15 of which came in the second half. David Gruber chipped in 11 points on 4-5 shooting from the field.

Alexander started the game off hot, hitting back-to-back three pointers on the first two possessions of the game, and never cooled down. After jumping out to a 23-15 lead in the first half, on the strength of eight points by Alexander, Northern Iowa went on an 8-0 run to tie the game at 23.

The Redbirds responded with a 12-4 run to end the half and took a 35-27 lead into the lockerroom. Illinois State was hot from behind the arc in the first half, shooting 50 percent (5-10). However, the 'Birds were not as successful from the charity stripe as they only shot 25 percent (2-8) from the line in the first frame. Northern Iowa was paced by Matt Bennett and John Little, who each poured in 5 first-half points apiece.

Northern Iowa started the second half on a 12-4 run to knot the score at 39. The run was led by guard Chris Foster, who had nine of the 12 points during the run. The teams went back and forth until back-to-back threes by Kevin Troc and a tough lay-up by Andy Strandmark put the 'Birds up 57-49. The Panthers battled back to cut the margin to 72-71, but it would not be enough as the 'Birds hit 8-of-10 free-throws down the stretch to seal the win.

ILLINOIS STATE 76, Northern Iowa 71
January 29, 2003 • Redbird Arena

Table with 8 columns: Player, Min, FG-A, FT-A, O-REB, A, PF, TP. Lists stats for Northern Iowa players including Jacobson, Schneiderman, Gruber, Little, Foster, Bennett, Paulsen, Schmit, Miller, and Anderson.

Team Pct.: FG - .519; FT - .455
3-Pt.: 8-16, .500 (Jacobson 1-1, Schneiderman 2-7, Little 2-3, Foster 1-6, Bennett 2-3, Paulsen 2-4, Schmit 0-2)

Blocks: 0
Turnovers: 10 (Jacobson 2, Gruber 1, Little 1, Foster 1, Bennett 1, Paulsen 1, Schmit 2, Miller 1)
Steals: 5 (Gruber 1, Little 2, Foster 2)

Table with 8 columns: Player, Min, FG-A, FT-A, O-REB, A, PF, TP. Lists stats for Illinois State players including Alexander, Arnold, Bojang, Greene, Guidry, Burras, Ford, Strandmark, Troc, and Reid.

Team Pct.: FG - .462; FT - .690
3-Pt.: 8-14, .571 (Alexander 3-3, Greene 1-2, Guidry 2-6, Troc 2-2, Reid 0-1)

Blocks: 2 (Strandmark 2)
Turnovers: 13 (Alexander 1, Bojang 3, Greene 2, Guidry 2, Ford 2, Strandmark 3)
Steals: 6 (Alexander 1, Bojang 1, Greene 1, Ford 1, Troc 1, Reid 1)

Officials: Ron Berkholtz, Jerry Seibert, Tim Hutchinson
Attendance: 5,099
Halftime Score: ILLINOIS STATE 35, Northern Iowa 27