



# Redbird Football

GAME NOTES

Contact: Todd Kober, Director of Media Relations • 309/438-3805 • Fax: 309/438-5634 • Cell: 309/310-7112 • gtkober@ilstu.edu

## GAME #11



**Illinois State**  
**(4-6, 1-4)**

**SMS**  
**(4-5, 1-4)**

**WHEN:** Saturday, November 8, 2003  
**WHERE:** Plaster Field • Springfield, Mo.  
**TIME:** 1:00 p.m. CST  
**TELEVISION:** None

### REDBIRD RADIO NETWORK

Greg Halbleib will handle play-by-play duties, while Ted Schmitz handles color commentary. Bruce Evans reports from the sidelines and Tim Fisher is the studio host. Affiliates are flagship WJBC, AM 1230 (Bloomington), WLDC, 98.9 FM (Dwight), WBIG, AM 1280 (Aurora), WZOE, AM 1490 (Princeton) and WDID, AM 1510 (Highland). All Illinois State athletic events broadcast by WJBC, including the weekly coaches shows, can be heard on a live internet stream at [www.wjbc.com](http://www.wjbc.com). Redbird game broadcasts are also available at [sports.yahoo.com/ncaaf/teams/iid](http://sports.yahoo.com/ncaaf/teams/iid). To hear broadcasts on the phone, call TEAMLINE (800/846-4700/code 1152) with Visa or MasterCard.

### The Game Facts

- ▶ This is the 24<sup>th</sup> meeting between the two schools with SMS leading the series 12-10-1. Illinois State has won three of the last four meetings with SMS winning two years ago in Springfield, Mo.
- ▶ The 'Birds and the Bears have met every season since 1985, with the series beginning in 1971.
- ▶ With a victory today, the Redbirds will post their first winning record on the road since 1999. With a win, the 'Birds would finish the season 3-2 away from Normal.
- ▶ Today is senior day for SMS. The Bears are 3-1 under Randy Ball in their final home game.
- ▶ Under Denver Johnson, the Redbirds are 2-1 in road finales with his only loss at SMS in 2001.
- ▶ This is only the second time this season that Illinois State has played a game outside the state of Illinois. The first came two weeks ago at Youngstown State.
- ▶ The loser of this game is guaranteed a losing season, but the winner, with a victory in the final week, could finish with a winning mark.

### 2003 SMS Schedule

Aug. 28	East Central	W, 48-0
Sept. 13	at Oklahoma State	L, 3-42
Sept. 20	at SE Missouri State	W, 17-10
Sept. 27	Bacone College	W, 51-14
Oct. 4	at Youngstown State*	L, 7-34
Oct. 11	at Western Kentucky*	L, 6-9
Oct. 18	Northern Iowa*	L, 20-26
Oct. 25	at Southern Illinois*	L, 6-20
Nov. 1	Indiana State*	W, 45-10
<b>Nov. 8</b>	<b>Illinois State*</b>	<b>1 p.m.</b>
Nov. 15	at Western Illinois*	1:05 p.m.

[www.redbirds.org](http://www.redbirds.org)

### The Coaches

#### ▶ Illinois State

Denver Johnson is in his fourth season at Illinois State and owns a 19-24 (.442) overall record with the Redbirds. Prior to guiding the 'Birds, Johnson was the head coach at Murray State where he compiled a 21-12 mark. Johnson, 44, is a 1981 graduate of Tulsa and his six-year head coaching record stands at 40-36 (.526). He is also 2-1 against SMS.

#### ▶ SMS

Randy Ball (Truman State '73) is in his fifth season at the helm of the Bear football program. Ball owns a 24-29 (.453) mark at SMS. Prior to coaching the Bears, Ball was the head coach at Western Illinois for nine seasons and owns a 88-70-1 (.553) career record. Ball is the winningest coach in league history with all 88 of his wins coming in the Gateway Football Conference. He is 9-4 against Illinois State.

### Illinois State Season Schedule/Results

Date	Opponent	Location	Result/Time	Notes
Aug. 28	Drake	Normal, Ill.	W, 27-13	'Birds grind out 282 yards on the ground to DU's 61.
Sept. 6	at Illinois (ESPN+)	Champaign, Ill.	L, 22-49	Dwayne Smith lit up the Illini defense on 14 catches for 243 yards.
Sept. 13	Truman State	Normal, Ill.	W, 49-6	42 first half points, 6 rushing TDs and 544 total yards highlight win.
Sept. 20	at #18 Eastern Illinois (FSN)	Charleston, Ill.	W, 21-14	Redbirds rally in fourth quarter, finish with 482 yards of total offense.
Sept. 27	Florida Atlantic	Normal, Ill.	L, 10-28	ISU offense stalls on third downs going 4-for-18.
Oct. 4	#15 Northern Iowa <sup>^</sup>	Normal, Ill.	L, 7-16	UNI's 16 fourth-quarter points spoil Redbird upset bid.
Oct. 11	at #8 Southern Illinois <sup>^</sup>	Carbondale, Ill.	L, 17-45	SIU logs 358 yards rushing, 'Birds again stall on third downs (4-of-13).
Oct. 18	#9 Western Kentucky <sup>^</sup> (FSN)	Normal, Ill.	L, 24-27	Edwards 233-yards rushing spoiled on WKU's TD with 1:59 remaining.
Oct. 25	at Youngstown State <sup>^</sup> (WYFX)	Youngstown, Ohio	W, 35-25	Offense explodes for 604 total yards; Edwards & Bullock rush for 100+.
Nov. 1	#12 Western Illinois <sup>^</sup>	Normal, Ill.	L, 20-24	WIU holds 'Birds to 90 yards of offense in second half; rally for win.
<b>Nov. 8</b>	<b>at SMS<sup>^</sup></b>	<b>Springfield, Mo.</b>	<b>1:00 p.m.</b>	<b>'Birds have won three of the last four games in the series.</b>
Nov. 15	Indiana State <sup>^</sup>	Normal, Ill.	1:30 p.m.	Illinois State is riding a five-game winning streak in the series.

<sup>^</sup> Gateway Football Conference game

**THE TALE OF THE TAPE**

	SMS	Illinois State
Scoring	203/22.6	232/23.2
Scoring Defense	165/18.3	247/24.7
Passing Yards	1118/124.2	1733/173.3
Passing Defense	1046/116.2	1609/160.9
Rushing Yards	1723/191.4	2257/225.7
Rushing Defense	1535/170.6	1813/181.3
Total Offense	2841/315.7	3990/399.0
Total Defense	2581/286.8	3422/342.2
Kickoff Returns	28/665	30/619
Kick Return Average	23.8	20.6
Punt Returns	37/468	24-189
Punt Return Average	12.6	7.9
Interceptions	13-133	6-16
Fumbles-Lost	14-10	16-5
Penalties	68-606	89-820
Punts/Net Average	50/37.9	56/38.5
Time of Possession	31:09	29:16
3 <sup>rd</sup> Down Conversions	54/130	60/152
4 <sup>th</sup> Down Conversions	1/6	6/16

**INJURY UPDATE**

- WR Ramon Barber (left knee) ..... out  
*Games Missed: WIU*
- DL Josh Chrestman (right knee) ..... probable  
*Games Missed: SIU, WKU, YSU*
- DB Tyler Larick (back) ..... out  
*Games Missed: YSU, WIU*
- WR Avery Massengale (low back) ..... out  
*Games Missed: YSU, WIU*
- DL Nick Rohrer (right knee) ..... probable  
*Games Missed: Drake, Illinois, TSU, UNI, SIU*
- OLB William Rolle (neck strain) ..... out  
*Games Missed: WIU*
- OL Shawn Wiza (right knee) ..... out  
*Games Missed: FAU, UNI, SIU, WKU, YSU, WIU*
- DL Noah Washington (right knee) out for season  
*Games Missed: WKU, YSU, WIU*

**ILLINOIS STATE MEDIA RELATIONS**

Director of Media Relations ..... Todd Kober  
Office Phone ..... (309) 438-3805  
Home Phone ..... (309) 454-3048  
Cell ..... (309) 310-7112  
E-mail ..... gtkober@ilstu.edu  
Graduate Assistant ..... Mike Krizman  
Office Phone ..... (309) 438-7748  
Cell ..... (847) 528-2066  
E-mail ..... makrizm@ilstu.edu  
Fax ..... (309) 438-5634

**INTERVIEW PROCEDURES**

Postgame interviews following home contests are conducted in the team room (second floor) of the Kaufman Football Building. A golf cart is available to transport representatives from the visiting team to the interview area. TV lighting is also provided. After road games, representatives will be brought to a designated area. The locker room is closed at all times.

**Redbird Ticket Office • (309) 438-8000**

**Scouting the Bears**

- SMS is located in Springfield, Mo., and has an enrollment of 20,497. A member of the Gateway Football Conference, SMS was founded in 1905 and began competing in football in 1909.
- The Bears entered the game last week with single-digit scoring in three of their last four games. Against Indiana State, the SMS offense erupted for a 45-10 victory. The Bears scored 45 unanswered points and held the Sycamores to 48 yards of total offense.
- SMS has snapped its four-game losing streak to climb to 4-5. SMS is 3-1 at home. SMS also snapped a six-game Gateway losing streak dating back to the ninth game of the 2002 season.
- The all-time SMS football record is now 411-398-40 in 92 football seasons. SMS is 55-29 in its last 84 home games. Current home streak at Plaster Field is one win.
- Tailback Cody Pratt had his sixth 100-yard rushing game in nine outings for SMS as he ran for 123 yards on 29 carries. Pratt has 1,013 yards this season, an average of 112.6 rushing yards a contest. Pratt leads SMS with 11 TDs this season. The last SMS player to hit 1,000 in a year was Mo Daniels with 1,120 in 1998 and the record is 1,453 by Michael Cosey in 1996. Pratt's total moves him into seventh place on the single season rushing yardage list.
- Kicker Jon Scifres had his second 10-point game of the season with a field goal and all seven SMS extra points.
- The Bears continue to have a two-pronged receiving-return attack. Michael Sparks has caught 22 passes for 214 yards with 800 kick return yards for 1,014 all-purpose yards. Rush leads SMS receiving with 398 yards on 24 catches and 313 kick return yards for 783 all-purpose yards. Pratt is just ahead of Sparks with 1,032 all-purpose yards.

**Quick Hitters**

In the second quarter against Western Illinois, the Redbird offense posted a pair of one-play drives, that were nearly a minute apart, to key a 20-10 halftime lead. Following a WIU fumble on the 3-yard line, ISU's **Sha-Ron Edwards** plunged three yards for the touchdown at the 4:08 mark. On the ensuing drive, the Leathernecks coughed it up again and **Mike Souza** hit **Dwayne Smith** up the middle for a 32-yard score on the first play of the drive with 3:06 left in the half. The last time the 'Birds pulled a pair of one-play scoring drives was in 1999, when ISU scored twice on the first play of the drive against Truman State on Sept. 2.

**Smith is Steady**

On the Redbirds' first play from scrimmage against WIU, **Mike Souza** connected with **Dwayne Smith** for a 5-yard gain. With the reception, Smith continued his string of catching a pass in every game with the Redbirds. His streak of 21 straight games with a catch is the third longest in Illinois State history. With a catch against SMS, Smith will tie former Redbird Jacob Niete for the second-longest string.

**A Carroll-ing We Will Go**

Junior kicker **Stephen Carroll** pushed a pair of extra point attempts through the uprights and increased his consecutive PAT string to 73. He already owned the second-longest streak in Redbird history and is 13 from owning the school mark, but with a pair against the Leathernecks Carroll tied the second-best run in Gateway history. Carroll tied Eastern Illinois' Steve Largent (1992-94) and needs 29 more to break the league mark.

**The Great Grigsby**

Junior linebacker **Boomer Grigsby** continues his climb up the top 10 list of all-time Redbird tacklers. With 18 more stops against Western Illinois, Grigsby now has 428 tackles in his career, which ranks No. 4, and he is one of only four Redbirds to total 400 stops in a career. He also has 156 tackles on the season, which ranks tied for No. 4 in the single season record book. With 15.6 stops per game, Grigsby is on pace to claim the school's single season tackle mark of 186 held by current assistant coach **Galen Scott** in 1998 and the Gateway Football Conference record of 187 held by Ian Dominelli of Youngstown State in 1999.

**What a Rush**

If it seems like the Redbirds are racking up rushing yards at a record pace it's because they are. Through 10 games the 'Birds are averaging 225.7 yards per game on the ground which would shatter the school record of 210.1 yards per contest set in 1987. In addition, the 'Birds are logging a 5.0 yard per carry average which tops the school mark of 4.7 in 2000.

**Mr. Robinson's Neighborhood**

It appears that senior defensive end **Ray Robinson** is claiming permanent residence in the opponent's backfield. At Youngstown State, Robinson posted four quarterback sacks during the game and against Western Illinois, he forced and recovered a Western Illinois fumble inside the Leathernecks 5-yard line. With performances like these, it is no wonder Robinson was invited to participate in the inaugural Football Network/Division I-AA All-Star Classic on December 30, in Fort Lauderdale, Fla. On the season, Robinson has a team high nine sacks, which is the third highest total in school history.

## This Schedule is Rank

And there is good reason for it. According to the NCAA, the 'Birds own the fifth-toughest schedule in I-AA football. The Redbirds have played four of their last five games against ranked opponents and have faced a total of five ranked foes on the season. The Redbirds' past opposition owns a combined record of 48-25 or a .658 winning percentage.

## Paper or Plastic?

Grocery stores around town might be contacting the Redbird defense in the off-season, as the 'Birds have efficiently bagged opponent quarterbacks. The 'Birds have posted 26 sacks on the season and for the second time this season, the 'Birds totaled seven quarterback sacks at Youngstown State. The first seven sack game occurred at Eastern Illinois earlier in the season.

## Another Would Be Grand

For the last three seasons, ISU has gotten 1,000-yard rushing campaigns from Quincy Washington (2002) and Willie Watts (2001 & 2000). The Redbirds have never had a 1,000-yard rusher for four straight seasons. Senior **Sha-Ron Edwards** only needs 29 yards to reach this plateau.

## Double Back

Much has been made of running back tandems in the Gateway Football Conference, but the Redbirds' **Sha-Ron Edwards** and **Demetrus Johnson** are the second best duo statistically in the league. Totalling 1,546 yards on the ground, Edwards has legged 971 yards on the season, while Johnson has gained 575 on the ground, the Redbird pair only trails UNI's Terrance Freeney and Richard Carter's 1,667 yards.

## Get Your Picks on Route 66

With another interception at Southern Illinois, the Redbird defense now has six picks on the season through seven games, two more than it did all of last season. **Andrew Papoccia** leads the 'Birds with two picks, while **Tyler Larick**, **William Rolle**, **Antwan Oliver** and **Sam Yeargin** each have one.

## The Sha-Ron Run Run

Senior tailback **Sha-Ron Edwards** missed his second straight 200-yard rushing game by only 17 yards. Edwards gained 183 on the ground at Youngstown State following his 233-yard effort against Western Kentucky the week before. Edwards gained a tough 52 yards against Western Illinois and now has 971 yards on the season and only needs 29 more to become the eighth back in school history to rush for 1,000 or more yards in a single season.

## The Legend of Laurént

Wide receiver **Laurént Robinson** is starting to carve his place in Redbird history early in his career. As a true freshman, Robinson is second on the team with three touchdown receptions. His three TD catches tie him for the all-time Redbird lead by true freshmen. In 1984, ISU running back Jason Johnson hauled in three scoring passes in his first year with the program. On the season, Robinson has 11 catches for 138 yards.

## Gene Gets a Gilot of Tackles Too

Senior **Gene Gilot** seems to have fully recovered from his season-ending knee injury a year ago. Gilot is second on the team in stops with 115 tackles, trailing only **Boomer Grigsby**. Gilot has had five double-digit efforts in the last six games and has six total on the season. He leads the team with 18 tackles for loss, which ranks No. 5 in Redbird history. He is also second on the squad in sacks with four.

## Souzy Playmaker

Against Western Illinois, quarterback **Mike Souza** posted 213 yards of total offense which gives him 3,689-yards for his career. His total ranks No. 7 in the Redbird record books and he is the 10<sup>th</sup> player in Illinois State history to reach the 3,000-yard plateau. He is averaging 175.7 yards per game for his career, which is second all-time behind Kevin Glenn's 238.2 yards per contest.

## C Note Duet

The Redbirds hit the perfect pitch by rolling out a pair of 100-yard rushers against Youngstown State. The workhorse **Sha-Ron Edwards** pounded out 183 yards on 33 carries, while freshman **LaShawn Bullock** collected 106 yards in his 14 carries. It was the first Redbird duo to reach the 100-yard plateau since Willie Watts (145) and Walter James (109) accomplished it on August 31, 2000 against West Virginia Tech.

## All-America U

Illinois State's football program has produced at least one all-American player in 17 of its last 21 seasons. Over the last five seasons, 19 players from ten different positions have been honored. **Boomer Grigsby** and Jonathan Friend were both honored following the 2002 season.

## THE LAST TIME THEY MET

### Illinois State Cruises Past SMS, 30-20

October 5, 2002

**NORMAL, Ill.** – Randolph Waite recovered a fumbled punt on the SMS 4-yard line in the second quarter to spark five straight scores by Illinois State as the 'Birds cruised to a 30-20 Gateway Conference victory over Southwest Missouri State at Hancock Stadium.

A Homecoming crowd of 10,283 watched Quincy Washington rack up 167 yards rushing and two touchdowns on a career-high 33 carries, while Dwayne Smith turned in 64 yards and a touchdown on five receptions. Vito Golson also turned in 64 yards on the day on four grabs.

Illinois State (3-2, 1-0 GFC) jumped ahead 7-0 when Mike Souza connected with Dwayne Smith for a 7-yard touchdown pass to the right corner of the endzone. It was Smith's third touchdown reception of the season, but his first score as a Redbird at Hancock Stadium.

SMS (3-3, 0-2 GFC) answered on the ensuing possession with 6-play, 79-yard drive that was capped by a 13-yard touchdown pass from Michael White to Jay Steinbroner to tie the game at 7. The Bears were able to get the ball back on the ISU 27 on a fumble by Redbird quarterback Mike Souza, but were unable to capitalize on the turnover when Brian Long missed a 39-yard field goal attempt keeping the score 7-7 at the end of the first quarter.

Illinois State got a nice break early in the second quarter when SMS punt returner Anthony Sullivan fumbled the punt inside the Bears' 5-yard line and Randolph Waite was able to recover the turnover. The 'Birds needed only two plays to capitalize when Quincy Washington rushed in for the score on a 5-yard run to give ISU a 14-7 advantage with 11:56 left in the first half.

The Redbirds scored again later in the quarter when Stephen Carroll connected on a 30-yard field goal to give Illinois State a 10-point lead. Another fumble by SMS in Bears' territory gave the 'Birds two more golden opportunities to increase their lead before the half and again ISU capitalized with two field goals, a 37-yard boot and a 26-yard kick that put the Redbirds up 23-7 at halftime.

Washington wasted no time increasing the Illinois State lead to 23 in the third quarter when he sprinted 34 yards down the left sideline to the endzone on ISU's first possession of the second half. SMS's Daryl Smith picked off a Souza pass later in the third, but the Bears could not benefit from the turnover and were forced to punt keeping the score 30-7 through three periods.

## SCORE BY QUARTERS

SMS	7	0	0	13	-	20
Illinois State	7	16	7	0	-	30

## SCORING SUMMARY

ISU – Smith 7-yd pass from Souza (Carroll kick), 7:29, 1Q  
 SMS – Steinbroner 13-yd pass from White (Long kick), 5:14, 1Q  
 ISU – Washington 4-yd run (Carroll kick), 11:56, 2Q  
 ISU – Carroll 30-yd field goal, 8:34, 2Q  
 ISU – Carroll 37-yd field goal, 2:02, 2Q  
 ISU – Carroll 26-yd field goal, :03, 2Q  
 ISU – Washington 34-yd run (Carroll kick), 12:26, 3Q  
 SMS – Marcos 7-yd pass from White (Long kick), 3:45, 4Q  
 SMS – Hill 15-yd pass from White (rush failed), 1:38, 4Q

## TEAM STATISTICS

	SMS	ISU
First Downs	19	24
Rushing Attempts-Yards	32-59	53-244
Passing	25-41-0	15-28-1
Passing Yards	267	185
Total Offense	326	429
Fumbles-Lost	4-2	1-1
Penalties-Yards	4-21	7-60
Time of Possession	28:17	31:43

## INDIVIDUAL LEADERS

**RUSHING (SMS)** – Linscomb 22-71, Gore 2-12, Ennis 2-6, Schurman 1-1, White 5-(-31). **(ISU)** – Washington 33-167, Davis 10-50, Souza 7-20, Watts 2-10, Team 1-(-3).

**PASSING (SMS)** – White 25-41-1-267. **(ISU)** – Souza 15-28-1-185.

**RECEIVING (SMS)** – Marcos 6-87, Gore 4-62, Linscomb 4-39, Steinbroner 2-21, Hill 2-20, Ennis 2-15, Schurman 2-9, Dechant 2-9, White 1-5. **(ISU)** – Smith 5-64, Golson 4-64, Larson 2-31, Hunter 1-11, Statz 1-7, Jones 1-6, Barber 1-2.

**ATTENDANCE** – 10,283

## 2003 Redbird Captains:

#69 • Jim Ferguson

#46 • Boomer Grigsby

#12 • Andrew Papoccia

#97 • Ray Robinson

#5 • Mike Souza



**THE GATEWAY FOOTBALL CONFERENCE**

Here's a short and concise breakdown of one of the nation's premier NCAA I-AA football leagues:

**2003 GFC STANDINGS**

	W	L	PCT	W	L	PCT
Southern Illinois	5	0	1.000	9	0	1.000
Northern Iowa	5	0	1.000	8	1	.889
Western Illinois	3	2	.600	5	3	.625
Western Kentucky	3	2	.600	5	3	.625
Youngstown State	2	3	.400	5	4	.556
<b>Illinois State</b>	<b>1</b>	<b>4</b>	<b>.200</b>	<b>4</b>	<b>6</b>	<b>.400</b>
SMS	1	4	.200	4	5	.444
Indiana State	0	5	.000	3	6	.333

**THIS WEEK IN THE GATEWAY****November 8**

- Western Illinois at Indiana State, 11 a.m. CST
- UNI at Western Kentucky, 4 p.m. CST
- Youngstown State at Southern Illinois, 6 p.m. CST

**2003 PRESEASON POLL**

1. Western Illinois (24) .....	247
2. Western Kentucky (6) .....	218
3. Youngstown State .....	171
4. UNI (1) .....	139
<b>5. Illinois State .....</b>	<b>131</b>
6. Southern Illinois .....	130
7. SMS (1) .....	74
8. Indiana State .....	42

**2003 GFC PRESEASON HONORS**

**Offense** – Stafford Davis, OL (first team); Jeremy Melville, OL (honorable mention); Dwayne Smith, WR (honorable mention).

**Defense** – Boomer Grigsby, LB (first team); Ray Robinson, DL (first team).

**2002 GFC POSTSEASON HONORS**

**Offense** – Stephen Carroll, K (honorable mention); Stafford Davis, OL (second team); Vito Golson, WR (second team); Quincy Washington, RB (honorable mention).

**Defense** – Dennis Butler, DB (honorable mention); Jonathan Friend, DL (first team); Boomer Grigsby, LB (first team); Ray Robinson, DL (second team).

**Gateway Defensive Player of the Year** – Boomer Grigsby, LB

**GATEWAY TELECONFERENCE**

Teleconferences featuring the league's head coaches will be conducted each Wednesday during the season (Sept. 10 through Nov. 12). Those participating in the call should dial in five minutes prior to the scheduled start time (10 a.m. CST each Wednesday). Each call can also be accessed at [www.gatewayfootball.org](http://www.gatewayfootball.org). The call-in number is 913/981-5509.

- **Denver Johnson (Illinois State), 10:05 a.m.**
- Tim McGuire (Indiana State), 10:10 a.m.
- Mark Farley (Northern Iowa), 10:15 a.m.
- Jerry Kill (Southern Illinois), 10:20 a.m.
- Randy Ball (SMS), 10:25 a.m.
- Don Patterson (Western Illinois), 10:30 a.m.
- David Elson (Western Kentucky), 10:35 a.m.
- Jon Heacock (Youngstown St.), 10:40 a.m.

All times are central

**Transferrable**

Since 1993, when the NCAA rules changed to allow players immediate eligibility at the I-AA level, Illinois State has had 37 players transfer from I-A schools. ISU's I-A transfers on this year's roster include: **Cavari Dailey** (DB, Auburn); **Jim Ferguson** (OL, Illinois); **Steve Harris** (DB, Illinois); **Demetrus Johnson** (RB, Minnesota); **Cameron Siskowic** (LB, Washington State); **Dwayne Smith** (WR, Illinois); **Jesus Terrazas** (DL, Illinois); **Joe Walkins** (WR, Auburn) and **Shawn Wiza** (OL, Western Michigan).

**Redbird Milestones Under Johnson**

Here is a list of the Illinois State players that have either passed for 300 yards or rushed or caught 100 yards under head coach **Denver Johnson's** tenure:

**100-Yard Rushing Games**

233, Sha-Ron Edwards vs. Western Ky. (10/18/03)  
 210, Quincy Washington vs. Quincy (9/7/02)  
 200, Willie Watts vs. Indiana State (11/10/01)  
 186, Willie Watts vs. EIU (11/11/00)  
 183, Sha-Ron Edwards at Y'town St. (10/25/03)  
 174, Willie Watts at WIU (11/4/00)  
 169, Q. Washington vs. Murray St. (9/21/02)  
 167, Quincy Washington vs. SMS (10/5/02)  
 161, Willie Watts vs. SMS (11/18/00)  
 159, Demetrus Johnson at EIU (9/20/03)  
 158, Willie Watts vs. Northern Iowa (10/27/01)  
 158, Walter James at UNI (9/30/00)  
 156, Willie Watts at SEMO (9/16/00)  
 155, Willie Watts at Murray St. (9/8/01)  
 152, Sha-Ron Edwards vs. Drake (8/28/03)  
 145, Willie Watts vs. W. Va. Tech (8/31/00)  
 135, Willie Watts vs. SEMO (9/22/01)  
 132, Demetrus Johnson vs. Truman St. (9/13/03)  
 127, Quincy Washington vs. WIU (10/12/02)  
 126, Quincy Washington vs. SIU (10/19/02)  
 110, Willie Watts vs. WKU (11/3/01)  
 109, Walter James vs. W. Va. Tech (8/31/00)  
 108, Walter James vs. YSU (10/7/00)  
 106, LaShawn Bullock at Y'town State (10/25/03)  
 104, Quincy Washington at UNI (10/26/02)  
 101, Willie Watts vs. PV A&M (10/21/00)

**300-Yard Passing Games**

385, Mike Souza at Illinois (9/6/03)  
 350, Kevin Glenn vs. SMS (11/18/00)  
 319, Dusty Burk vs. Northern Iowa (10/27/01)  
 310, Dusty Burk at Indiana St. (10/14/00)

**100-Yard Receiving Games**

243, Dwayne Smith at Illinois (9/6/03)  
 183, Vito Golson vs. Northern Iowa (10/27/01)  
 136, Vito Golson at Indiana State (11/16/02)  
 136, Gerry Davis at UNI (9/30/00)  
 118, Dwayne Smith at Y'town St. (10/25/03)  
 115, Justin Frierson vs. W. Va. Tech (8/31/00)  
 113, Vito Golson vs. SIU (10/19/02)  
 110, Vito Golson vs. MSU (9/21/02)  
 109, Vito Golson at INS (10/14/00)  
 107, Mark Schaeve vs. WKU (11/3/01)  
 107, Steve Kostro vs. EIU (11/11/00)  
 105, Mark Schaeve vs. WIU (10/13/01)  
 102, Jon Laurenti vs. SMS (11/18/00)

**I-AA Committee a Little "Weis"er**

Illinois State athletics director **Perk Weisenburger**, a Central Michigan alum, is entering his third year on the NCAA Division I-AA Football Committee. Among other things, the committee seeds the field and selects the eight at-large teams for the I-AA championship.

**We Win ...**

- Illinois State teams have won 113 conference championships -- an average of more than five per year -- since beginning Division I conference play in 1982 (from 1971-81, ISU was a Division I independent). Redbird teams compete in two different conferences.
- The football team plays in the Gateway, 17 sports compete in the Missouri Valley and the gymnastics team competes as an independent.
- Illinois State finished in the top four in 10 of 17 Valley titles during 2001-02, including league titles by men's cross country, women's tennis and softball and a tournament championship by women's tennis.
- ISU has won 16 conference All-Sports Trophies since '82, including five of the last eight in the MVC.
- Illinois State has been in the Gateway Football Conference for 17 years and has won 21 games in the last five years while winning 22 over its first 13 years of membership.

**...But Not At The Expense of Good Grades**

Illinois State didn't forget the "student" in student-athlete while it was piling up all its outstanding performances during the 2002-03 school year. Redbird athletics had another student-athlete (Abbie Scott, softball) named a Bone Scholar, the highest undergraduate academic honor at Illinois State. Scott became the eighth athlete to receive the honor in the last five years. In 2001, former linebacker Adam Waugh, who was named a National College Scholar-Athlete by The National Football Foundation and College Hall of Fame, became the third Redbird football player to receive the honor.



## ILLINOIS STATE DEPTH CHART

## OFFENSE

LT	51	Mike Stegeman	6-5	285	So.-1L
	75	Janiah Downing	6-3	210	Fr.-RS
LG	64	Stafford Davis	6-1	280	So.-1L
	78	Kory Andersen	6-2	267	Fr.-RS
C	61	Jeremy Melville	6-4	266	Jr.-2L
	60	Geoff Pearson	6-2	275	Jr.-Sq.
RG	69	Jim Ferguson	6-3	267	Sr.-2L
	77	Joe Pantoja	6-2	269	Jr.-1L
RT	63	Matt Pezdek	6-4	308	Jr.-1L
	77	Joe Pantoja	6-2	269	Jr.-1L
WR	80	Dwayne Smith	6-3	194	Sr.-1L
	19	Jonathan Deloach	6-2	185	Fr.-HS
WR	81	Laurént Robinson	6-2	165	Fr.-HS
	9	Joe Walkins	5-9	177	Jr.-TR
TE	83	Steve Statz	6-5	260	So.-1L
	89	Mike Larson	6-4	252	Jr.-1L
QB	5	Mike Souza	6-0	177	Sr.-1L
	18	Yance Vaughan	6-3	204	Jr.-Sq.
RB	31	Sha-Ron Edwards	6-0	201	Sr.-1L
	20	Demetrus Johnson	5-9	185	Jr.-TR
FB	89	Mike Larson	6-4	252	Jr.-1L
	82	Kevin Kreger	6-0	226	So.-1L

## DEFENSE

DE	98	Mike Blough	6-5	224	So.-1L
	96	Anthony Kirkland	6-2	245	Fr.-HS
DT	65	Ryan Thorne	6-2	237	Fr.-RS
	52	Jesus Terrazas	6-2	265	Jr.-TR
DT	73	Justin Martindale	6-3	260	Fr.-RS
	74	Barry Hartman	6-5	270	Fr.-HS
DE	97	Ray Robinson	6-2	230	Sr.-3L
	92	Josh Chrestman	6-4	255	Jr.-TR
WHIP	12	Andrew Papoccia	5-11	191	Sr.-3L
	54	Rick Splant	6-2	210	Jr.-2L
ILB	42	Gean Gilot	6-0	202	Sr.-2L
	40	Cameron Siskowic	6-2	230	Fr.-TR
ILB	46	Boomer Grigsby	6-0	245	Jr.-2L
	54	Rick Splant	6-2	210	Jr.-2L
ROVER	4	Cavari Dailey	6-1	203	Fr.-TR
	28	James Temple	6-0	200	Fr.-RS
RC	1	Sam Yeargin	5-11	175	Jr.-2L
OR	25	Leon Kittrell	5-9	165	Fr.-RS
LC	2	Antwan Oliver	5-10	168	Jr.-TR
	21	Cerone Colvin	5-9	181	Sr.-3L
FS	21	Cerone Colvin	5-9	181	Sr.-3L
	17	Cedric Jackson	5-11	188	Sr.-2L

## SPECIALISTS

PK	99	Stephen Carroll	5-11	180	Jr.-2L
	49	Troy Maskel	6-3	247	So.-1L
KO	99	Stephen Carroll	5-11	180	Jr.-2L
	49	Troy Maskel	6-3	247	So.-1L
P	14	Ryan Hoffman	6-2	186	So.-1L
	49	Troy Maskel	6-3	247	So.-1L
LS	67	Jake Weber	6-2	225	Fr.-HS
	33	J.P. Dundas	6-0	214	Jr.-1L
SS	60	Geoff Pearson	6-2	275	Jr.-Sq.
	67	Jake Weber	6-2	225	Fr.-HS
HD	16	Brian Busser	6-1	184	So.-Sq.
	5	Mike Souza	6-0	177	Sr.-1L
KR	9	Joe Walkins	5-9	177	Jr.-TR
	34	LaShawn Bullock	5-7	166	Fr.-RS
PR	9	Joe Walkins	5-9	177	Jr.-TR
	19	Jonathan Deloach	6-2	185	Fr.-HS

## SMS DEPTH CHART

## OFFENSE

TE	16	Matt Buchholz	6-5	250	Jr.
	81	Bobby Whitsett	6-1	230	Jr.
LT	63	Travis Brown	6-3	283	Jr.
	64	Bryan Byrd	6-4	272	Fr.
LG	77	Kevin Tim	6-4	355	Jr.
	67	Steve Kohensky	6-3	295	Fr.
C	68	Brad Durham	6-3	290	Jr.
	70	Jacob Elliott	6-4	250	Fr.
RG	69	Jon Zwegardt	6-2	298	Sr.
	77	Kevin Tim	6-4	355	Jr.
RT	75	John Duggan	6-6	309	Sr.
	76	Matt Myers	6-8	350	Jr.
SE	6	Tony Hill	6-3	203	Jr.
	35	Steven Rush	5-11	196	Jr.
QB	18	A.J. Porter	6-3	217	So.
	14	Mike Radon	6-1	185	So.
FB	13	Nate Schurman	6-2	247	Sr.
	25	Preston Portee	5-10	225	Jr.
TB	28	Cody Pratt	5-10	215	Jr.
	31	Brandon Taylor	5-8	179	So.
FL	9	Kaya Farris	5-9	185	So.
	3	Michael Sparks	6-1	190	Jr.

## DEFENSE

LE	56	Steve Watson	6-3	225	Jr.
	91	Ryan Wiltfong	6-4	221	Sr.
LT	92	Joe Taylor	6-2	294	Sr.
	94	Jimmy Williams	6-4	330	Sr.
RT	96	Tyree Young	6-1	275	Jr.
	90	Bernard Godfrey	6-3	300	Sr.
RE	50	Ivy Pittman	6-3	250	Sr.
	48	Mike Hutchins	6-4	250	Jr.
LB	7	Darryl Warren	6-1	217	Sr.
	24	Tim Meyer	6-3	207	Jr.
LB	42	Darryl Robinson	6-1	220	Sr.
	23	Jovon Lewis	6-3	190	Jr.
LB	30	Kevin Sears	6-3	220	Fr.
	22	Rodderick Dobson	6-0	230	Jr.
CB	1	Anthony Sullivan	5-10	187	Sr.
	37	Robert Nichols	5-10	165	Fr.
CB	2	Torre Endsley	6-0	175	Jr.
	19	Jeff Sallee	5-9	171	Fr.
SS	43	Chris Harris	6-0	180	Fr.
	2	Torre Endsley	6-0	175	Jr.
FS	29	Lorenzo Henderson	6-0	176	Sr.
	43	Chris Harris	6-0	180	Fr.

## SPECIALISTS

K	26	Jon Scifres	6-2	212	So.
	20	Matt McFadden	6-0	210	Jr.
P	83	Robbie Kemp	6-1	188	Sr.
	26	Jon Scifres	6-2	212	So.
H	18	A.J. Porter	6-3	217	So.
	10	Steve Cota	6-4	203	Jr.
LS	53	Adam Howey	6-3	220	Fr.
	61	Josh Fieleke	6-3	235	Fr.
PR	3	Michael Sparks	6-1	190	Jr.
	21	Taurean Johnson	5-1	140	Fr.
KR	3	Michael Sparks	6-1	190	Jr.
	35	Steve Rush	5-11	196	Jr.



**2003 ILLINOIS STATE FOOTBALL TEAM STATS**

TEAM STATISTICS	ISU	OPP
<b>SCORING</b>	232	247
Points Per Game	23.2	24.7
<b>FIRST DOWNS</b>	210	180
Rushing	115	95
Passing	83	68
Penalty	12	17
<b>RUSHING YARDAGE</b>	2257	1813
Yards gained rushing	2428	2137
Yards lost rushing	171	324
Rushing Attempts	453	439
Average Per Rush	5.0	4.1
Average Per Game	225.7	181.3
TDs Rushing	17	14
<b>PASSING YARDAGE</b>	1733	1609
Att-Comp-Int	298-149-10	259-125-6
Average Per Pass	5.8	6.2
Average Per Catch	11.6	12.9
Average Per Game	173.3	160.9
TDs Passing	9	15
<b>TOTAL OFFENSE</b>	3990	3422
Total Plays	751	698
Average Per Play	5.3	4.9
Average Per Game	399.0	342.2
<b>KICK RETURNS: #-YARDS</b>	30-619	30-669
<b>PUNT RETURNS: #-YARDS</b>	24-189	22-137
<b>INT RETURNS: #-YARDS</b>	6-16	10-117
<b>KICK RETURN AVERAGE</b>	20.6	22.3
<b>PUNT RETURN AVERAGE</b>	7.9	6.2
<b>INT RETURN AVERAGE</b>	2.7	11.7
<b>FUMBLES-LOST</b>	16-5	18-9
<b>PENALTIES-YARDS</b>	89-820	70-627
Average Per Game	82.0	62.7
<b>PUNTS-YARDS</b>	56-2293	58-2226
Average Per Punt	40.9	38.4
Net punt average	38.5	35.1
<b>TIME OF POSSESSION/GAME</b>	29:16	30:44
<b>3RD-DOWN CONVERSIONS</b>	60/152	59/155
3rd-Down Pct	39%	38%
<b>4TH-DOWN CONVERSIONS</b>	6/16	10/18
4th-Down Pct	38%	56%
<b>SACKS BY-YARDS</b>	26-160	7-58
<b>MISC YARDS</b>	24	0
<b>TOUCHDOWNS SCORED</b>	27	32
<b>FIELD GOALS-ATTEMPTS</b>	14-18	7-10
<b>PAT-ATTEMPTS</b>	24-24	26-29
<b>ATTENDANCE</b>	50719	93048
Games/Avg Per Game	6/8453	4/23262

SCORE BY QUARTERS	1st	2nd	3rd	4th	Total
Illinois State	53	90	50	39	232
Opponents	61	54	42	90	247

**2003 ILLINOIS STATE FOOTBALL INDIVIDUAL STATS**

RUSHING	G	Att	Gain	Loss	Net	Avg	TD	Long	Avg/G
EDWARDS,Sha-Ron	10	181	988	17	971	5.4	8	64	97.1
JOHNSON, Demetru	10	113	593	18	575	5.1	6	49	57.5
SOUZA, Mike	10	85	431	72	359	4.2	0	21	35.9
BULLOCK, LaShawn	7	38	226	7	219	5.8	1	18	31.3
DAVIS, Tristan	5	16	81	5	76	4.8	1	27	15.2
LATTIMORE, Harry	1	3	37	0	37	12.3	0	25	37.0
WHITEHEAD, Andre	2	5	37	0	37	7.4	0	12	18.5
NEWBY, Earl	7	3	20	0	20	6.7	1	10	2.9
WALKINS, Joe	8	1	12	0	12	12.0	0	12	1.5
VAUGHAN, Yance	2	1	2	0	2	2.0	0	2	1.0
KREGER, Kevin	10	2	1	1	0	0.0	0	1	0.0
TEAM	4	5	0	51	-51	-10.2	0	0	-12.8
<b>Total.....</b>	<b>10</b>	<b>453</b>	<b>2428</b>	<b>171</b>	<b>2257</b>	<b>5.0</b>	<b>17</b>	<b>64</b>	<b>225.7</b>
<b>Opponents.....</b>	<b>10</b>	<b>439</b>	<b>2137</b>	<b>324</b>	<b>1813</b>	<b>4.1</b>	<b>14</b>	<b>65</b>	<b>181.3</b>

PASSING	G	Effc	Att-Cmp-Int	Pct	Yds	TD	Lng	Avg/G
SOUZA, Mike	10	103.37	287-144-10	50.2	1702	9	74	170.2
VAUGHAN, Yance	2	76.04	10-5-0	50.0	31	0	9	15.5
BUSSER, Brian	9	0.00	1-0-0	0.0	0	0	0	0.0
<b>Total.....</b>	<b>10</b>	<b>102.10</b>	<b>298-149-10</b>	<b>50.0</b>	<b>1733</b>	<b>9</b>	<b>74</b>	<b>173.3</b>
<b>Opponents.....</b>	<b>10</b>	<b>114.93</b>	<b>259-125-6</b>	<b>48.3</b>	<b>1609</b>	<b>15</b>	<b>67</b>	<b>160.9</b>

RECEIVING	G	No.	Yds	Avg	TD	Long	Avg/G
SMITH, Dwayne	10	51	722	14.2	4	74	72.2
BARBER, Ramon	8	17	158	9.3	0	30	19.8
ROBINSON, Lauren	10	13	169	13.0	3	26	16.9
MASSENGALE, Aver	6	13	155	11.9	1	24	25.8
JOHNSON, Demetru	10	13	82	6.3	0	20	8.2
WALKINS, Joe	8	10	162	16.2	1	43	20.2
LARSON, Mike	10	10	108	10.8	0	21	10.8
EDWARDS, Sha-Ron	10	8	50	6.2	0	16	5.0
DELOACH, Jonatha	6	4	61	15.2	0	23	10.2
KREGER, Kevin	10	2	8	4.0	0	5	0.8
BULLOCK, LaShawn	7	2	5	2.5	0	8	0.7
JONES, LaMonte	6	2	2	1.0	0	2	0.3
FILIN, Alex	8	1	24	24.0	0	24	3.0
STATZ, Steve	10	1	14	14.0	0	14	1.4
ARLIS, Victor	2	1	8	8.0	0	8	4.0
DAVIS, Tristan	5	1	5	5.0	0	5	1.0
<b>Total.....</b>	<b>10</b>	<b>149</b>	<b>1733</b>	<b>11.6</b>	<b>9</b>	<b>74</b>	<b>173.3</b>
<b>Opponents.....</b>	<b>10</b>	<b>125</b>	<b>1609</b>	<b>12.9</b>	<b>15</b>	<b>67</b>	<b>160.9</b>

PUNT RETURNS	No.	Yds	Avg	TD	Long
WALKINS, Joe	16	110	6.9	0	25
PAPOCCIA, Andrew	4	46	11.5	0	29
KITTRELL, Leon	2	11	5.5	0	11
HOLAK, Pete	1	12	12.0	0	0
SISKOWIC, Camero	1	10	10.0	0	0
<b>Total.....</b>	<b>24</b>	<b>189</b>	<b>7.9</b>	<b>0</b>	<b>29</b>
<b>Opponents.....</b>	<b>22</b>	<b>137</b>	<b>6.2</b>	<b>0</b>	<b>32</b>

INTERCEPTIONS	No.	Yds	Avg	TD	Long
PAPOCCIA, Andrew	2	0	0.0	0	0
LARICK, Tyler	1	4	4.0	0	4
ROLLE, William	1	7	7.0	0	7
YEARGIN, Sam	1	5	5.0	0	5
OLIVER, Antwan	1	0	0.0	0	0
<b>Total.....</b>	<b>6</b>	<b>16</b>	<b>2.7</b>	<b>0</b>	<b>7</b>
<b>Opponents.....</b>	<b>10</b>	<b>117</b>	<b>11.7</b>	<b>1</b>	<b>40</b>

KICK RETURNS	No.	Yds	Avg	TD	Long
WALKINS, Joe	12	239	19.9	0	29
BULLOCK, LaShawn	7	162	23.1	0	39
EDWARDS, Sha-Ron	6	146	24.3	0	35
JOHNSON, Demetru	2	20	10.0	0	20
LARSON, Mike	1	22	22.0	0	22
KITTRELL, Leon	1	17	17.0	0	17
PAPOCCIA, Andrew	1	13	13.0	0	13
<b>Total.....</b>	<b>30</b>	<b>619</b>	<b>20.6</b>	<b>0</b>	<b>39</b>
<b>Opponents.....</b>	<b>30</b>	<b>669</b>	<b>22.3</b>	<b>0</b>	<b>78</b>

FUMBLE RETURNS	No.	Yds	Avg	TD	Long
COLVIN, Cerone	1	23	23.0	1	23
SOUZA, Mike	0	1	0.0	0	0
<b>Total.....</b>	<b>1</b>	<b>24</b>	<b>24.0</b>	<b>1</b>	<b>23</b>
<b>Opponents.....</b>	<b>0</b>	<b>0</b>	<b>0.0</b>	<b>2</b>	<b>0</b>

SCORING	TD	FGs	Kick	Rush	Rcv	Pass	DXP	Saf	Points
CARROLL, Stephen	0	14-18	24-24	0-0	0-0	0-0	0	0	66
EDWARDS, Sha-Ron	8	0-0	0-0	0-0	0-0	0-0	0	0	48
JOHNSON, Demetru	6	0-0	0-0	0-0	0-0	0-0	0	0	36
SMITH, Dwayne	4	0-0	0-0	0-0	0-0	0-0	0	0	24
ROBINSON, Lauren	3	0-0	0-0	0-0	0-0	0-0	0	0	18
NEWBY, Earl	1	0-0	0-0	0-0	0-0	0-0	0	1	8
DAVIS, Tristan	1	0-0	0-0	0-0	0-0	0-0	0	0	6
WALKINS, Joe	1	0-0	0-0	0-0	0-0	0-0	0	0	6
MASSENGALE, Aver	1	0-0	0-0	0-0	0-0	0-0	0	0	6
BULLOCK, LaShawn	1	0-0	0-0	0-0	0-0	0-0	0	0	6
COLVIN, Cerone	1	0-0	0-0	0-0	0-0	0-0	0	0	6
SISKOWIC, Camero	0	0-0	0-0	0-0	0-0	0-0	0	1	2
BUSSER, Brian	0	0-0	0-0	0-1	0-0	0-0	0	0	0
SOUZA, Mike	0	0-0	0-0	0-1	0-0	0-0	0	0	0
<b>Total.....</b>	<b>27</b>	<b>14-18</b>	<b>24-24</b>	<b>0-2</b>	<b>0-0</b>	<b>0-1</b>	<b>0</b>	<b>2</b>	<b>232</b>
<b>Opponents.....</b>	<b>32</b>	<b>7-10</b>	<b>26-29</b>	<b>1-1</b>	<b>2</b>	<b>2-2</b>	<b>0</b>	<b>1</b>	<b>247</b>

TOTAL OFFENSE	G	Plays	Rush	Pass	Total	Avg/G
SOUZA, Mike	10	372	359	1702	2061	206.1
EDWARDS, Sha-Ron	10	181	971	0	971	97.1
JOHNSON, Demetru	10	113	575	0	575	57.5
BULLOCK, LaShawn	7	38	219	0	219	31.3
DAVIS, Tristan	5	16	76	0	76	15.2
LATTIMORE, Harry	1	3	37	0	37	37.0
WHITEHEAD, Andre	2	5	37	0	37	18.5
VAUGHAN, Yance	2	11	2	31	33	16.5
NEWBY, Earl	7	3	20	0	20	2.9
WALKINS, Joe	8	1	12	0	12	1.5
TEAM	4	5	-51	0	-51	-12.8
<b>Total.....</b>	<b>10</b>	<b>751</b>	<b>2257</b>	<b>1733</b>	<b>3990</b>	<b>399.0</b>
<b>Opponents.....</b>	<b>10</b>	<b>698</b>	<b>1813</b>	<b>1609</b>	<b>3422</b>	<b>342.2</b>

FIELD GOALS	FGM-FGA	Pct	01-19	20-29	30-39	40-49	50-59	Lg	Bld
CARROLL, Stephen	14-18	77.8	0-0	7-7	1-2	5-8	1-1	50	1

FG SEQUENCE	Illinois State	OPPONENTS
Drake	(48),(22)	-
Illinois	(27),49,(28),(28)	(40),(28)
Truman State	-	-
Eastern Illinois	(44),(47),42	-
Florida Atlantic	38,(47)	-
Northern Iowa	-	52
Southern Illinois	(50)	(42)
Western Kentucky	(32)	(33),(41)
Youngstown State	(43),(22)	49,(34),53
Western Illinois	(20),(20),44	(19)

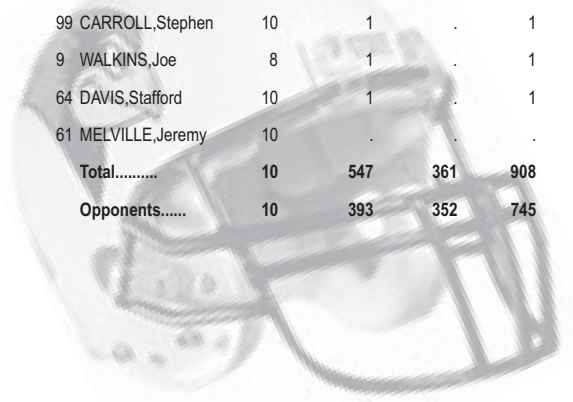
Numbers in parentheses indicate field goal was made.

PUNTING	No.	Yds	Avg	Long	TB	FC	I20	Bld
MASKEL, Troy	29	1134	39.1	63	2	3	6	0
HOFFMAN, Ryan	26	1137	43.7	58	8	4	7	1
TEAM	1	22	22.0	22	0	0	0	0
<b>Total.....</b>	<b>56</b>	<b>2293</b>	<b>40.9</b>	<b>63</b>	<b>10</b>	<b>7</b>	<b>13</b>	<b>1</b>
<b>Opponents.....</b>	<b>58</b>	<b>2226</b>	<b>38.4</b>	<b>60</b>	<b>3</b>	<b>8</b>	<b>23</b>	<b>2</b>

ALL PURPOSE	G	Rush	Rec	PR	KOR	IR	Tot	Avg/G
EDWARDS, Sha-Ron								

## 2003 ILLINOIS STATE FOOTBALL DEFENSIVE STATS

DEFENSIVE LEADERS	GP	TACKLES			SACKS		PASS DEF			FUMBLES		BLKD	
		SOLO	AST	TOTAL	TFL/YDS	NO-YARDS	INT-YDS	BRUP	QBH	RCV-YDS	FF	KICK	SAF
46 GRIGSBY,Boomer	10	97	59	156	12-28	3-15	.	1	4	1-0	1	.	.
42 GILOT,Gean	10	65	50	115	18-46	4-25	.	1	3	1-0	2	.	.
12 PAPOCCIA,Andrew	9	37	27	64	5-22	2-18	2-0	.	3	.	1	.	.
27 LARICK,Tyler	8	28	28	56	.	.	1-4	3	.	1-0	1	.	.
97 ROBINSON,Ray	10	37	15	52	14-71	9-56	.	2	14	1-0	2	.	.
4 DAILEY,Cavari	9	32	19	51	8-33	1-10	.	2	2	1-0	2	.	.
2 OLIVER,Antwan	10	35	6	41	.	.	1-0	9	.	.	1	.	.
36 ROLLE,William	9	20	17	37	4-22	2-12	1-7	.	1	1-0	.	.	.
73 MARTINDALE,Just	10	16	20	36	9-39	4-22	.	.	7	.	.	1	.
98 BLOUGH,Mike	10	14	14	28	4-11	1-6	.	2	3	.	.	.	.
21 COLVIN,Cerone	8	17	11	28	.	.	.	1	.	1-23	.	.	.
92 CHRESTMAN,Josh	7	14	14	28	4-19	2-15	.	.	5	.	.	.	.
54 SPLANT,Rick	10	18	6	24	1-3	.	.	.	.	.	.	.	.
28 TEMPLE,James	10	16	5	21	.	.	.	.	.	.	.	.	.
1 YEARGIN,Sam	10	16	5	21	.	.	1-5	6	.	.	.	.	.
65 THORNE,Ryan	9	8	9	17	3-9	.	.	2	6	1-0	.	.	.
23 GOVAN,Chris	10	12	4	16	1-1	.	.	1	.	.	1	.	.
96 KIRKLAND,Anthon	10	7	9	16	4-16	1-3	.	.	6	.	.	.	.
40 SISKOWIC,Camero	10	9	7	16	.	.	.	.	.	.	.	1	1
44 CAMPBELL,Niall	9	7	8	15	2-1	.	.	.	.	.	2	.	.
74 HARTMAN,Barry	10	7	5	12	.	.	.	2	2	.	1	.	.
52 TERRAZAS,Jesus	10	5	4	9	1-3	.	.	1	1	.	.	.	.
25 KITTRELL,Leon	8	7	2	9	2-6	.	.	2	.	1-0	.	.	.
26 HOLAK,Pete	10	5	1	6	.	.	.	.	.	.	.	1	.
17 JACKSON,Cedric	7	1	3	4	.	.	.	.	.	.	.	.	.
50 CONNER,Montel	5	.	4	4	.	.	.	.	.	.	.	.	.
47 HARRIS,Steve	4	3	1	4	.	.	.	.	.	.	.	.	.
55 WASHINGTON,Noah	8	.	3	3	.	.	.	.	.	.	.	.	.
37 YEARBY,Sesamir	5	2	1	3	.	.	.	.	.	1-0	.	.	.
5 SOUZA,Mike	10	3	.	3	.	.	.	.	.	0-1	.	.	.
32 NEWBY,Earl	7	2	.	2	1-13	.	.	.	.	.	.	.	1
95 ROHRER,Nick	5	1	1	2	.	.	.	.	2	.	.	.	.
76 HEFFERNAN,Micha	6	.	2	2	.	.	.	.	1	.	.	.	.
51 STEGEMAN,Mike	10	1	.	1	.	.	.	.	.	.	1	.	.
80 SMITH,Dwayne	10	.	1	1	.	.	.	.	.	.	.	.	.
81 ROBINSON,Lauren	10	1	.	1	.	.	.	.	.	.	.	.	.
82 KREGER,Kevin	10	1	.	1	.	.	.	.	.	.	.	.	.
99 CARROLL,Stephen	10	1	.	1	.	.	.	.	.	.	.	.	.
9 WALKINS,Joe	8	1	.	1	.	.	.	.	.	.	.	.	.
64 DAVIS,Stafford	10	1	.	1	.	.	.	.	.	.	.	.	.
61 MELVILLE,Jeremy	10	.	.	.	.	.	.	.	.	1-0	.	.	.
<b>Total.....</b>	<b>10</b>	<b>547</b>	<b>361</b>	<b>908</b>	<b>93-343</b>	<b>26-160</b>	<b>6-16</b>	<b>35</b>	<b>60</b>	<b>11-24</b>	<b>15</b>	<b>3</b>	<b>2</b>
<b>Opponents.....</b>	<b>10</b>	<b>393</b>	<b>352</b>	<b>745</b>	<b>54-133</b>	<b>7-58</b>	<b>10-117</b>	<b>34</b>	<b>1</b>	<b>5-0</b>	<b>8</b>	<b>1</b>	<b>1</b>





**GAME-BY-GAME INDIVIDUAL STATS**

**Rushing (Att.-Yds.-TD)**

Opponent	Bullock	Edwards	Johnson	Newby	Souza
Drake	INJ	16-152-2	20-82-1	1-5-0	4-23-0
@ Illinois	INJ	5-17-0	8-38-0	0-0-0	16-71-0
Truman St.	INJ	19-93-1	15-132-3	2-15-1	4-39-0
@ E. Illinois	8-48-0	7-15-0	20-159-1	0-0-0	13-45-0
Fla. Atlantic	0-0-0	17-98-0	13-49-0	DNP	15-83-0
N. Iowa	3-0-0	13-40-0	8-25-1	DNP	9-11-0
@ S. Illinois	1-3-0	15-88-1	8-19-0	DNP	6-18-0
Western Ky.	7-36-1	36-233-1	8-36-0	0-0-0	3-(-18)-0
@ Y'town St.	14-106-0	33-183-2	1-3-0	0-0-0	6-31-0
W. Illinois	5-26-0	20-52-1	12-32-0	0-0-0	9-56-0
@ SMS					
Indiana St.					

**Passing (Comp.-Att.-Int.-Yds.-TD)**

Opponent	Souza	Vaughan
Drake	8-16-1-45-0	1-2-0-8-0
@ Illinois	33-56-0-385-2	DNP
Truman St.	8-11-0-109-1	4-8-0-23-0
@ E. Illinois	15-34-1-215-1	DNP
Fla. Atlantic	13-39-2-100-1	DNP
N. Iowa	16-38-0-150-0	DNP
@ S. Illinois	17-33-2-207-1	DNP
Western Ky.	5-10-1-63-0	DNP
@ Y'town St.	15-23-2-271-2	DNP
W. Illinois	14-27-1-157-1	DNP
@ SMS		
Indiana St.		

**Receiving (No.-Yds.-TD)**

Opponent	Barber	Edwards	Filin	Johnson	Jones	Larson	Massengale	Newby	Robinson	Smith	Statz	Walkins
Drake	3-13-0	0-0-0	0-0-0	1-(-4)-0	1-0-0	0-0-0	DNP	0-0-0	1-7-0	2-29-0	0-0-0	0-0-0
@ Illinois	6-37-0	1-(-1)-0	0-0-0	4-28-0	1-2-0	2-28-0	5-48-0	0-0-0	0-0-0	14-243-2	0-0-0	INJ
Truman St.	1-12-0	0-0-0	1-24-0	1-3-0	DNP	2-9-0	1-9-0	0-0-0	1-22-1	3-43-0	0-0-0	INJ
@ E. Illinois	4-68-0	0-0-0	0-0-0	2-16-0	DNP	0-0-0	2-43-0	0-0-0	1-4-0	4-50-0	0-0-0	2-34-0
Fla. Atlantic	0-0-0	2-2-0	0-0-0	2-0-0	DNP	1-21-0	2-14-0	DNP	2-39-1	3-16-0	0-0-0	0-0-0
N. Iowa	0-0-0	2-20-0	0-0-0	2-30-0	0-0-0	1-8-0	2-30-0	DNP	1-9-0	7-39-0	0-0-0	1-14-0
@ S. Illinois	3-28-0	1-12-0	DNP	0-0-0	0-0-0	1-2-0	1-11-0	DNP	3-34-0	4-85-0	0-0-0	3-32-1
Western Ky.	0-0-0	1-16-0	DNP	0-0-0	0-0-0	0-0-0	DNP	0-0-0	0-0-0	2-7-0	0-0-0	0-0-0
@ Y'town St.	0-0-0	0-0-0	0-0-0	0-0-0	0-0-0	2-27-0	INJ.	0-0-0	2-23-1	6-118-1	1-14-0	2-68-0
W. Illinois	INJ.	1-1-0	0-0-0	1-9-0	DNP	1-13-0	INJ.	0-0-0	2-31-0	6-92-1	0-0-0	2-14-0
@ SMS												
Indiana St.												

**Defense (Tackles-Sacks-Int.)**

Opponent	Blough	Campbell	Chrestman	Dailey	Gilot	Govan	Grigsby	Harris	Hartman	Heffernan	Kirkland	Kittrell	Larrick
Drake	1-0-0	4-0-0	2-0-0	10-0-0	12-1-0	3-0-0	11-0-0	2-0-0	1-0-0	1-0-0	1-0-0	2-0-0	5-0-0
@ Illinois	1-0-0	2-0-0	4-0-0	2-0-0	9-0-0	1-0-0	21-0-0	0-0-0	0-0-0	1-0-0	0-0-0	1-0-0	8-0-0
Truman St.	1-0-0	1-0-0	5-0-0	INJ.	7-0-0	1-0-0	9-1-0	1-0-0	3-0-0	INJ	1-0-0	4-0-0	3-0-0
@ E. Illinois	1-0-0	0-0-0	2-0-0	6-1-0	9-0-0	7-0-0	11-1-0	1-0-0	0-0-0	INJ	0-0-0	0-0-0	6-0-0
Fla. Atlantic	2-0-0	0-0-0	10-1-0	6-0-0	11-0-0	1-0-0	17-0-0	DNP	0-0-0	0-0-0	1-0-0	0-0-0	2-0-0
N. Iowa	4-0-0	0-0-0	4-1-0	6-0-0	11-0-0	2-0-0	21-0-0	DNP	1-0-0	DNP	2-0-0	1-0-0	8-0-1
@ S. Illinois	5-0-0	0-0-0	INJ.	3-0-0	18-0-0	0-0-0	13-0-0	DNP	2-0-0	DNP	5-0-0	INJ.	15-0-0
Western Ky.	4-0-0	0-0-0	INJ.	7-0-0	23-1-0	1-0-0	19-0-0	DNP	0-0-0	0-0-0	3-0-0	INJ.	9-0-0
@ Y'town St.	3-1-0	2-0-0	INJ.	6-0-0	11-2-0	0-0-0	16-0-0	DNP	4-0-0	DNP	1-1-0	0-0-0	INJ
W. Illinois	6-0-0	6-0-0	1-0-0	4-0-0	4-0-0	0-0-0	18-0-0	DNP	1-0-0	DNP	2-0-0	1-0-0	INJ
@ SMS													
Indiana St.													

Opponent	Martindale	Oliver	Papoccia	Robinson	Rolle	Siskowic	Splant	Temple	Terrazas	Thorne	Yeargin
Drake	6-1-0	3-0-0	6-0-0	5-0-0	2-0-0	4-0-0	5-0-0	3-0-0	2-0-0	1-0-0	1-0-0
@ Illinois	4-0-0	3-0-0	8-0-1	5-0-0	5-0-0	3-0-0	3-0-0	3-0-0	2-0-0	2-0-0	2-0-0
Truman St.	0-0-0	3-0-0	3-1-0	1-0-0	4-0-0	3-0-0	9-0-0	6-0-0	0-0-0	1-0-0	2-0-1
@ E. Illinois	2-1-0	5-0-1	5-1-0	6-3-0	1-1-0	0-0-0	1-0-0	0-0-0	0-0-0	2-0-0	4-0-0
Fla. Atlantic	3-0-0	6-0-0	0-0-0	5-1-0	9-0-0	1-0-0	1-0-0	0-0-0	1-0-0	INJ	3-0-0
N. Iowa	5-1-0	5-0-0	INJ	7-0-0	8-1-0	3-0-0	1-0-0	2-0-0	1-0-0	3-0-0	5-0-0
@ S. Illinois	5-0-0	4-0-0	10-0-1	2-0-0	1-0-0	1-0-0	3-0-0	0-0-0	0-0-0	1-0-0	1-0-0
Western Ky.	7-1-0	2-0-0	12-0-0	4-1-0	1-0-0	1-0-0	0-0-0	1-0-0	3-0-0	2-0-0	1-0-0
@ Y'town St.	4-0-0	5-0-0	11-0-0	12-4-0	6-0-0	0-0-0	1-0-0	5-0-0	0-0-0	2-0-0	1-0-0
W. Illinois	0-0-0	5-0-0	8-0-0	7-0-0	INJ	0-0-0	1-0-0	0-0-0	0-0-0	1-0-0	1-0-0
@ SMS											
Indiana St.											

**KICKOFFOLOGY**

Kickoffs	48
Touchbacks	16
Returns	27
Out of Bounds	0
Fair Catch/Downed	1
Onside Kick	3
Average Starting Position	26.4

**POINTS OFF TURNOVERS**

Opponent	ISU's Scoring off TOs
Drake	14 (2 TDs)
@ Illinois	3 (1 FG)
Truman St.	14 (2 TDs)
@ E. Illinois	0
Fla. Atlantic	7 (1 TD)
N. Iowa	0
@ S. Illinois	0
Western Ky.	7 (1 TD)
@ Y'town St.	0
W. Illinois	14 (2 TDs)
@ SMS	
Indiana St.	
<b>Total</b>	<b>59 (8 TDs, 1 FG)</b>

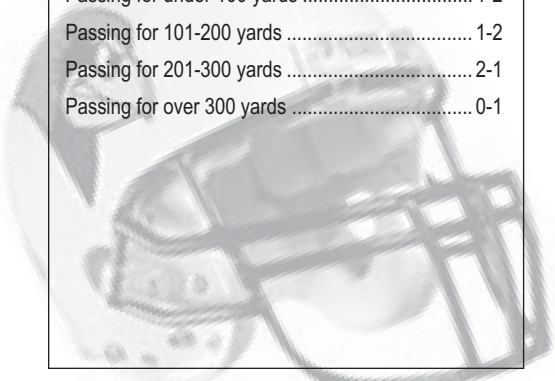
Opponent	Scoring off TOs
Drake	0
@ Illinois	7 (1 TD)
Truman St.	0
@ E. Illinois	7 (1 TD)
Fla. Atlantic	7 (1 TD)
N. Iowa	0
@ S. Illinois	21 (3 TDs)
Western Ky.	7 (1 TD)
@ Y'town St.	7 (1 TD)
W. Illinois	0
@ SMS	
Indiana St.	
<b>Total</b>	<b>56 (8 TDs)</b>

**ILLINOIS STATE'S RECORD WHEN ...**

Home .....	2-4
Road .....	2-2
Gateway .....	1-4
Grass .....	0-0
Turf .....	4-6
Day .....	2-6
Night.....	2-0
Score first.....	2-3
Opponent scores first.....	2-3
Leading after first quarter.....	3-2
Tied after first quarter.....	0-1
Trailing after first quarter.....	1-3
Leading at halftime.....	3-2
Tied at halftime.....	0-0
Trailing at halftime.....	1-4
Leading after third quarter.....	3-3
Tied after third quarter.....	0-0
Trailing after third quarter.....	1-3
Scoring 10 or less points.....	0-2
Scoring 11-20 points.....	0-2
Scoring 21-30 points.....	2-2
Scoring 31-40 points.....	1-0
Scoring 41 or more points.....	1-0
Allowing 10 or less points.....	1-0
Allowing 11-20 points.....	2-1
Allowing 21-30 points.....	1-3
Allowing 31-40 points.....	0-0
Allowing 41 or more points.....	0-2
Having less turnovers.....	2-2
Having more turnovers.....	1-3
Same number of turnovers.....	1-1
Scoring a defensive touchdown.....	0-1
Allowing a defensive touchdown.....	1-1
Scoring a special team touchdown.....	0-0
Allowing a special team touchdown.....	0-1
Rushing for under 100 yards.....	0-1
Rushing for 101-200 yards.....	0-3
Rushing for 201-300 yards.....	2-2
Rushing for over 300 yards.....	2-0
Passing for under 100 yards.....	1-2
Passing for 101-200 yards.....	1-2
Passing for 201-300 yards.....	2-1
Passing for over 300 yards.....	0-1

**ILLINOIS STATE SCORING PLAYS/DRIVES**

Qtr.	Opponent	Time	Scoring Play	Conversion	Plays-Yds.	TOP	Score
1	Drake	4:20	Johnson 17-yard run	Carroll kick	5-67	1:58	6-7
2	Drake	4:44	Edwards 15-yard run	Carroll kick	11-65	5:23	14-6
2	Drake	:44	Carroll 48-yard field goal		8-35	2:28	17-6
3	Drake	12:10	Edwards 31-yard run	Carroll kick	2-37	:36	24-6
4	Drake	10:16	Carroll 22-yard field goal		4-5	1:17	27-6
2	Illinois	7:35	Carroll 27-yard field goal		14-59	6:53	3-21
3	Illinois	7:28	Smith 10-yard pass from Souza	Carroll kick	13-78	5:26	10-31
3	Illinois	5:38	Carroll 28-yard field goal		5-32	1:50	13-31
3	Illinois	1:13	Smith 74-yard pass from Souza	Pass failed	4-80	2:00	19-38
4	Illinois	0:00	Carroll 28-yard field goal		12-58	1:58	22-49
1	Truman State	12:00	Johnson 1-yard run	Carroll kick	5-21	2:18	7-0
1	Truman State	5:00	Robinson 22-yard pass Souza	Carroll kick	4-27	2:22	14-0
1	Truman State	:50	Johnson 49-yard run	Carroll kick	5-77	1:49	21-0
2	Truman State	13:26	Edwards 5-yard run	Carroll kick	4-41	1:28	28-0
2	Truman State	8:11	Davis 1-yard run	Carroll kick	9-36	3:45	35-0
2	Truman State	1:00	Johnson 3-yard run	Carroll kick	11-80	4:30	42-0
3	Truman State	2:39	Newby 10-yard run	Carroll kick	4-20	1:37	49-0
1	Eastern Illinois	9:01	Carroll 44-yard field goal		8-38	3:12	3-7
1	Eastern Illinois	:51	Carroll 47-yard field goal		11-55	4:58	6-14
2	Eastern Illinois	6:02	Massengale 24-yard pass from Souza	Rush failed	10-89	3:00	12-14
4	Eastern Illinois	9:49	Team safety				14-14
4	Eastern Illinois	8:25	Johnson 49-yard run	Carroll kick	3-58	1:18	21-14
2	Florida Atlantic	9:31	Robinson 21-yard pass from Souza	Carroll kick	7-66	2:34	7-0
2	Florida Atlantic	:06	Carroll 47-yard field goal		14-60	2:20	10-14
2	Northern Iowa	7:11	Johnson 16-yard run	Carroll kick	9-60	3:36	7-0
2	Southern Illinois	5:51	Edwards 16-yard run	Carroll kick	5-56	1:37	7-17
3	Southern Illinois	5:19	Carroll 50-yard field goal		10-43	3:24	10-31
4	Southern Illinois	7:45	Walkins 9-yard pass from Souza	Carroll kick	11-80	2:33	17-38
1	Western Ky.	5:31	Edwards 9-yard run	Carroll kick	10-76	3:57	7-0
3	Western Ky.	4:40	Bullock 13-yard run	Carroll kick	6-95	2:31	14-20
3	Western Ky.	4:04	Colvin 23-yard fumble recovery	Carroll kick			21-20
4	Western Ky.	5:57	Carroll 32-yard field goal		11-52	3:52	24-20
1	Y'stown State	11:22	Carroll 43-yard field goal		11-54	3:38	3-0
1	Y'stown State	5:45	Robinson 10-yard pass from Souza	Carroll kick	9-68	3:51	10-0
1	Y'stown State	2:48	Team safety			2:48	12-0
2	Y'stown State	14:54	Edwards 7-yard run	Rush failed	9-63	2:54	18-0
3	Y'stown State	5:59	Carroll 22-yard field goal		8-59	2:31	21-10
4	Y'stown State	14:55	Edwards 9-yard run	Carroll kick	10-86	4:23	28-10
4	Y'stown State	10:52	Smith 45-yard pass from Souza	Carroll kick	4-69	1:23	35-17
2	W. Illinois	10:25	Carroll 20-yard field goal		15-72	5:51	3-10
2	W. Illinois	4:08	Edwards 3-yard run	Carroll kick	1-3	:03	10-10
2	W. Illinois	3:06	Smith 32-yard pass from Souza	Carroll kick	1-32	:05	17-10
2	W. Illinois	:01	Carroll 20-yard field goal		11-86	1:51	20-10



**OPPONENT SCORING PLAYS/DRIVES**

Qtr.	Opponent	Time	Scoring Play	Conversion	Play-Yds.	TOP	Score
1	Drake	6:26	Taylor 1-yard run	kick failed	3-69	1:07	0-6
4	Drake	2:48	Moroni 17-yard pass from Jostes	McGlade kick	8-85	2:32	13-27
1	Illinois	7:23	Kornfeld 32-yard pass from Beutjer	Gockman kick	4-63	1:47	0-7
1	Illinois	4:28	Hayden 41-yard pass from Beutjer	Gockman kick	5-58	1:43	0-14
1	Illinois	2:03	Hurst 30-yard pass from Beutjer	Gockman kick	3-41	1:11	0-21
2	Illinois	1:18	Gockman 40-yard field goal		15-63	6:17	3-24
2	Illinois	0:00	Williams 66-yard blocked FG	Gockman kick			3-31
3	Illinois	3:13	Virgil 35-yard run	Gockman kick	5-65	2:25	13-38
4	Illinois	10:06	Haywood 4-yard pass from Beutjer	Hayden pass	8-59	3:53	19-46
4	Illinois	1:58	Gockman 28-yard field goal		12-78	5:33	19-49
4	Truman State	5:25	Eads 11-yard run	Kramphoefner kick	9-60	3:10	6-49
1	Eastern Illinois	12:20	Miller 32-yard interception return	Kuehn kick			0-7
1	Eastern Illinois	6:00	Voss 35-yard pass from Vincent	Kuehn kick	6-80	3:01	3-14
2	Florida Atlantic	6:21	Crissinger-Hill 67-yard pass from Allen	Myers kick	2-69	0:51	7-7
2	Florida Atlantic	2:34	Crissinger-Hill 9-yard pass from Allen	Myers kick	6-51	2:37	7-14
3	Florida Atlantic	6:03	Jackson 9-yard run	Myers kick	4-36	1:29	10-21
4	Florida Atlantic	14:37	Sanchez 21-yard run	Myers kick	6-59	1:02	10-28
4	Northern Iowa	14:46	Team safety				7-2
4	Northern Iowa	14:23	Cutright 58-yard pass from Petrie	Freenev rush	2-58	0:17	7-10
4	Northern Iowa	6:55	Freenev 4-yard run	kick failed	5-67	1:29	7-16
1	Southern Illinois	7:42	Coffin 42-yard field goal		9-34	5:10	0-3
1	Southern Illinois	3:20	Abbott 18-yard pass from Robinson	Coffin kick	6-77	2:18	0-10
2	Southern Illinois	10:14	Kupec 21-yard pass from Sambrusky	Coffin kick	13-81	5:30	0-17
2	Southern Illinois	3:14	Koutsos 1-yard run	Coffin kick	6-80	2:37	7-24
3	Southern Illinois	8:49	Johnson fumble recovery	Coffin kick			7-31
4	Southern Illinois	10:18	Koutsos 1-yard run	Coffin kick	11-63	5:45	10-38
4	Southern Illinois	6:57	Koutsos 35-yard run	Coffin kick	2-39	:46	17-45
2	Western Ky.	13:18	Lange 33-yard field goal		15-64	7:13	7-3
2	Western Ky.	7:07	Moore 10-yard run	Lange kick	8-45	3:43	7-10
2	Western Ky.	:06	Lange 41-yard field goal		10-40	4:18	7-13
3	Western Ky.	14:00	Rooney 36-yard pass from Haddix	Lange kick	3-39	:48	7-20
4	Western Ky.	1:59	Moore 1-yard run	Lange kick	10-66	3:50	24-27
2	Y'stown State	9:47	Terracina 34-yard field goal		11-60	5:07	18-3
3	Y'stown State	12:46	Smith 8-yard pass from Marshall	Terracina kick	5-32	2:14	18-10
4	Y'stown State	12:15	Burns 25-yard pass from Marshall	Terracina kick	9-84	2:40	28-17
4	Y'stown State	1:52	Marshall 20-yard run	Roberts pass	6-44	1:18	35-25
1	W. Illinois	5:16	Langan 19-yard field goal		9-77	4:50	0-3
1	W. Illinois	1:20	Daun 9-yard pass from Langan	Langan kick	5-48	2:24	0-10
3	W. Illinois	3:58	Lawson 4-yard run	Langan kick	5-27	1:48	20-17
4	W. Illinois	:57	Michna 1-yard run	Langan kick	16-80	7:15	20-24

**RANKING THE REDBIRDS NATIONALLY**

**Team Statistics**

Rushing Offense	17	223.50
Passing Offense	80	173.30
Total Offense	29	396.80
Scoring Offense	72	23.30
Rushing Defense	85	181.30
Pass Efficiency Defense	50	114.96
Total Defense	51	342.20
Scoring Defense	68	24.70
Net Punting	3	38.50
Punt Returns	75	7.88
Kickoff Returns	58	20.63
Turnover Margin	59	.00
Pass Defense	18	160.90
Passing Efficiency	93	102.10

**Individual Statistics in the Top 30**

Stephen Carroll-Field Goals	11	1.40
-----------------------------	----	------

**GFC PLAYERS OF THE WEEK**

**Offense**

Dwayne Smith	9/7
Demetrus Johnson	9/14
Sha-Ron Edwards	10/27

**Lineman**

Mike Stegeman	9/21
Stafford Davis	10/27

**FOOTBALL GAZETTE PLAYERS OF THE WEEK**

**Offense**

Dwayne Smith	9/8
--------------	-----

**PRONUNCIATION KEY**

Ramon Barber	Ruh-MON
Mike Blough	rhymes with Plow
Brian Busser	BUS-er
Nial Campbell	NILE
Cerone Colvin	suh-ROAN COHL-vin
J.P. Dundas	DONE-dus
Sha-Ron Edwards	sha-RON
Alex Filin	FILL-in
Evan Allen-Gessesse	ga-SES-a
Gean Gilot	gene guh-LOT
Pete Holak	HOLE-ak
LaMonte Jones	la-MONT-aye
Kevin Kreger	CREE-ger
Joe Pantoja	pan-TOY-yuh
Andrew Papoccia	puh-POE-see
Matt Pezdek	PEZ-deck
Adam Redenius	ruh-DEEN-yus
Laurént Robinson	La-RAUNT
Nick Rohrer	ROAR-er
William Rolle	ROLL
Cameron Siskowic	SIS-co-wick
Mike Souza	SUE-za
Steve Statz	STAHTZ
Mike Stegeman	STEG-eh-man
Jesus Terrazas	ter-RAH-zus
Ryan Thorne	THORN
Shawn Wiza	WIZ-ah
Sesamir Yearby	SEZ-meer
Sam Yeargin	YEER-gun





**THE REDBIRD RECORD BOOK**

**ISU Career Rushing Yards by a QB**

1. Adrian Wilson (1988-92) .....	725
2. Dusty Burk (1999-01) .....	630
3. <b>Mike Souza (2002-)</b> .....	<b>583</b>

**ISU Career Passing Yards**

1. Kevin Glenn (1997-00) .....	8,251
7. Wes Bair (1951-54) .....	3,369
8. <b>Mike Souza (2002-)</b> .....	<b>3,106</b>

**ISU Career Passing TDs**

1. Kevin Glenn (1997-00) .....	62
7. Eric Scott (1972-74) .....	19
8. <b>Mike Souza (2002-)</b> .....	<b>17</b>

**ISU Career Receptions**

1. Rickey Garrett (1996-99) .....	177
6. Jeff Gowan (1975-77) .....	101
7. <b>Dwayne Smith (2002-)</b> .....	<b>90</b>

**ISU Career Receiving Yards**

1. Rickey Garrett (1996-99) .....	2,719
7. Brian Brown (1989-92) .....	1,220
8. <b>Dwayne Smith (2002-)</b> .....	<b>1,192</b>

**ISU Career TD Receptions**

1. Rickey Garrett (1996-99) .....	22
5. Three players with .....	8
8. <b>Dwayne Smith (2002-)</b> .....	<b>7</b>

**ISU Career Total Yards (Net)**

1. Kevin Glenn (1997-00) .....	8,812
6. Toby Davis (1989-92) .....	3,735
7. <b>Mike Souza (2002-)</b> .....	<b>3,689</b>

**ISU Career Tackles**

1. Galen Scott (1997-00) .....	579
3. Chris Stevens (1992-95) .....	443
4. <b>Boomer Grigsby (2001-)</b> .....	<b>428</b>
10. Tim Angsten (1995-97, 1999) .....	320
- <b>Andrew Papoccia (2000-)</b> .....	<b>249</b>

**ISU Career Sacks**

1. John Kropke (1984-87) .....	25
2. Tony Jones (1998-91) .....	23.5
3. <b>Ray Robinson (2000-)</b> .....	<b>20</b>
7. Eric Johnson (1994-96) .....	15
8. <b>Andrew Papoccia (2000-)</b> .....	<b>14.5</b>
10. Scott Underwood (1986-89) .....	13.5
Brian Gant (1983-86) .....	13.5
- <b>Boomer Grigsby (2001-)</b> .....	<b>9.5</b>

**ISU Career Tackles for Loss**

1. John Kropke (1984-87) .....	54
5. Brian Gant (1983-86) .....	36
6. <b>Ray Robinson (2000-)</b> .....	<b>33</b>
7. <b>Andrew Papoccia (2000-)</b> .....	<b>31</b>
<b>Boomer Grigsby (2001-)</b> .....	<b>31</b>
9. <b>Gean Gilot (2000-)</b> .....	<b>29</b>

**ISU Career Field Goals**

1. Todd Kurz (1993-96) .....	59
2. Paul Politi (1983-86) .....	50
3. <b>Stephen Carroll (2001-)</b> .....	<b>39</b>

**ISU Career PATs**

1. Jake Strader (1997-00) .....	141
3. Todd Kurz (1993-96) .....	89
4. <b>Stephen Carroll (2001-)</b> .....	<b>82</b>

**ISU Consecutive PATs Made**

1. Paul Politi (1983-86) .....	85
2. <b>Stephen Carroll (2001-)</b> .....	<b>73</b>

**THE SPORTS NETWORK/CSTV POLL**

Team (first place votes)	Pts.	Prv. Rank
1. McNeese State (74) .....	2,431	1
2. Delaware (15) .....	2,351	2
3. <i>Southern Illinois (8)*</i> .....	2,283	3
4. Massachusetts .....	2,148	4
5. Wofford (1) .....	2,057	5
6. <i>Northern Iowa* (1)</i> .....	1,961	6
7. Villanova .....	1,868	7
8. Montana .....	1,698	10
9. Pennsylvania .....	1,464	11
10. Colgate .....	1,463	12
11. <i>Western Illinois*</i> .....	1,374	13
12. <i>Western Kentucky*</i> .....	1,335	8
13. Grambling State .....	1,321	14
14. North Carolina A&T .....	1,111	19
15. <i>Florida Atlantic</i> .....	1,031	17
16. Southern .....	959	18
17. Bethune-Cookman .....	897	9
18. Furman .....	673	20
19. Fordham .....	595	22
20. Northern Arizona .....	558	15
21. Northwestern State .....	499	23
22. Idaho State .....	496	24
23. Harvard .....	332	16
24. Lehigh .....	302	NR
25. Hampton .....	151	21

\*Gateway Football Conference member  
Illinois State opponent

**ESPN/USA TODAY POLL**

Team (first place votes)	Pts.	Prv. Rank
1. McNeese State (31) .....	1,052	1
2. Delaware (6) .....	1,016	2
3. <i>Southern Illinois (5)*</i> .....	996	3
4. Massachusetts .....	926	4
5. Wofford (1) .....	906	5
6. <i>Northern Iowa*</i> .....	854	6
7. Villanova .....	814	8
8. Montana .....	748	10
9. <i>Western Kentucky*</i> .....	604	7
10. <i>Western Illinois*</i> .....	601	12
11. Colgate .....	600	13
12. Grambling State .....	596	11
13. Pennsylvania .....	579	14
14. North Carolina A&T .....	470	19
15. <i>Florida Atlantic</i> .....	436	16
16. Southern .....	430	17
17. Bethune-Cookman .....	377	9
18. Furman .....	295	20
19. Northern Arizona .....	255	15
20. Idaho State .....	221	23
21. Fordham .....	220	22
22. Northwestern State .....	211	24
23. Harvard .....	138	18
24. Lehigh .....	102	NR
25. Hampton .....	76	21

\*Gateway Football Conference member  
Illinois State opponent

**REDBIRDS IN THE POLLS**

	TSN/CSTV	USA Today/ESPN
Pre-season	NR	NR
Week 1	NR	No Poll
Week 2	NR	NR
Week 3	NR	NR
Week 4	23	24
Week 5	NR	NR
Week 6	NR	NR
Week 7	NR	NR
Week 8	NR	NR
Week 9	NR	NR

**THE LAST TIME ILLINOIS STATE ...**

**Had Two 100-Yard Rushers:** Sha-Ron Edwards (183) and LaShawn Bullock (106) at Y'town St., 10/25/03

**Had a 70-Yard Run:** 77, Willie Watts vs. Northern Iowa, 10/27/01

**Had a 70-Yard Pass Completion:** 74, Mike Souza to Dwayne Smith at Illinois, 9/6/03

**Had a 200-Yard Rusher:** 233, Sha-Ron Edwards vs. Western Kentucky, 10/18/03

**Had a 300-Yard Passer:** 385, Mike Souza at Illinois, 9/6/03

**Had a Player with 300 Yards Total Offense:** 456, Mike Souza at Illinois, 9/6/03

**Had a Player with 10 Receptions:** 14, Dwayne Smith at Illinois, 9/6/03

**Had a Player with 100 Yards Receiving:** 118, Dwayne Smith at Youngstown State, 10/25/03

**Had a Player Score 3 TDs:** 3, Demetrus Johnson vs. Truman State, 9/13/03

**Had a Player Pass for 3 TDs:** 3, Michael Souza at Northern Iowa, 10/26/02

**Had a Player Rush for 3 TDs:** 3, Demetrus Johnson vs. Truman State, 9/13/03

**Had a Player Kick 3 FGs:** Stephen Carroll vs. SMS, 10/5/02

**Had a Player Kick a 50-Yard FG:** 50, Stephen Carroll at Southern Illinois, 10/14/03

**Had an Interception Returned for a TD:** Scott Cook (12 yards) vs. Prairie View A&M, 10/21/00

**Had a Fumble Return for a TD:** Cerone Colvin (23 yards) vs. Western Kentucky, 10/18/03

**Had a Kickoff Return for a TD:** Aveion Cason (100 yards) vs. Western Illinois, 11/6/99

**Had a Punt Return for a TD:** Warren Calhoun (62 yards) vs. SMS, 9/6/86

**Had a Player Return a Blocked FG for a TD:** Armando Andrade (85 yards) vs. West Virginia Tech, 8/31/00

**Had a Player Return a Blocked Punt for a TD:** Justin Frierson (28 yards) vs. Prairie View A&M, 10/21/00

**Had a Player with 20 Tackles:** 23, Gean Gilot vs. Western Kentucky, 10/18/03

**Had 400 Yards Rushing:** 405 vs. Youngstown State, 11/14/98

**Had 300 Yards Rushing:** 333 at Y'town St., 10/25/03

**Had 400 Yards Passing:** 406 vs. Truman State, 9/2/99

**Had 300 Yards Passing:** 385, at Illinois, 9/6/03

**Had 500 Yards Total Offense:** 544 vs. Truman State, 9/13/03

**Had 30 First Downs:** 32 at Youngstown St., 10/25/03

**Had 50 Points:** 55 vs. Quincy, 9/7/02

**Had 5 Fumbles Lost:** 5 vs. Western Michigan, 9/17/88

**Had Scored a Safety:** at Youngstown State (sacked punter), 10/25/03

**Shut out an Opponent:** Illinois State 64, Prairie View A&M 0, 10/21/00

**Was Shut Out:** Western Kentucky 9, Illinois State 0, 11/2/02

**Held an Opponent Below 200 Total Yards:** 184, SMS, 11/18/00

**Held an Opponent Below 100 Yards Rushing:** 76 vs. Florida Atlantic, 9/27/03

**Held an Opponent Below 50 Yards Rushing:** 41, West Virginia Tech, 8/31/00

**Held an Opponent Below 100 Yards Passing:** 90 vs. Western Illinois, 11/01/03

**Held an Opponent Below 50 Yards Passing:** 24, Quincy, 9/7/02

**Illinois State in the Redzone**

Opponent	Times	Times	Total	Rush	Pass	Total	FGs	-Failed to score inside 20-					Game
	in 20	Scored	Pts.	TDs	TDs	TDs	Made	FGA	Downs	Int	Fum	Half	
Drake	3	3	17	2	0	2	1	0	0	0	0	0	0
@ Illinois	5	4	16	1	0	1	3	0	0	0	1	0	0
Truman St.	7	6	42	5	1	6	0	0	0	0	0	1	0
@ E. Illinois	0	0	0	0	0	0	0	0	0	0	0	0	0
Fla. Atlantic	1	0	0	0	0	0	0	1	0	0	0	0	0
N. Iowa	1	1	7	1	0	1	0	0	0	0	0	0	0
@ S. Illinois	2	2	14	1	1	2	0	0	0	0	0	0	0
Western Ky.	3	3	17	2	0	2	1	0	0	0	0	0	0
@ Y'town St.	6	4	23	2	1	3	1	0	1	1	0	0	0
W. Illinois	3	3	13	1	0	1	2	0	0	0	0	0	0
@ SMS													
Indiana St.													
<b>Totals (83.9%)</b>	<b>28</b>	<b>26</b>	<b>149</b>	<b>14</b>	<b>4</b>	<b>18</b>	<b>8</b>	<b>1</b>	<b>1</b>	<b>1</b>	<b>1</b>	<b>1</b>	<b>0</b>

**Opponents in the Redzone**

Opponent	Times	Times	Total	Rush	Pass	Total	FGs	-Failed to score inside 20-					Game
	in 20	Scored	Pts.	TDs	TDs	TDs	Made	FGA	Downs	Int	Fum	Half	
Drake	3	2	13	1	1	2	0	0	1	0	0	0	0
@ Illinois	2	2	11	1	0	1	1	0	0	0	0	0	0
Truman St.	1	1	6	1	0	1	0	0	0	0	0	0	0
@ E. Illinois	0	0	0	0	0	0	0	0	0	0	0	0	0
Fla. Atlantic	3	2	14	1	1	2	0	0	0	0	0	1	0
N. Iowa	2	1	6	1	0	1	0	0	0	0	1	0	0
@ S. Illinois	4	4	28	2	2	4	0	0	0	0	0	0	0
Western Ky.	4	4	20	2	0	2	2	0	0	0	0	0	0
@ Y'town St.	3	3	18	1	1	2	1	0	0	0	0	0	0
W. Illinois	5	4	24	2	1	3	1	0	0	0	0	1	0
@ SMS													
Indiana St.													
<b>Totals (85.2%)</b>	<b>27</b>	<b>23</b>	<b>140</b>	<b>11</b>	<b>7</b>	<b>18</b>	<b>5</b>	<b>0</b>	<b>1</b>	<b>0</b>	<b>1</b>	<b>2</b>	<b>0</b>

**Game-by-Game (ISU/Opponent)**

Opponent	Score	1st Downs	Rushing	Passing	Pass Yards	Plays	Total Yds	Ret Yds	Pen Yds	TOs
Drake	27-13	15/14	46-282/33-61	9-18-1/19-37-0	53/247	64/70	335/308	71/40	70/44	1/2
@ Illinois	22-49	27/23	29-133/41-254	33-56-0/16-24-1	385/207	85/65	511/461	154/29	70/50	2/1
Truman St.	49-6	26/12	61-390/23-51	12-19-0/15-36-1	132/141	80/59	522/192	63/156	122/25	0/2
@ E. Illinois	21-14	23/16	48-267/33-72	15-35-1/13-28-1	215/139	83/61	482/211	108/76	180/85	1/1
Fla. Atlantic	10-28	18/16	46-229/41-76	13-39-2/15-26-0	100/226	85/67	329/302	69/86	112/110	2/2
N. Iowa	7-16	13/19	34-52/56-295	16-38-0/6-20-2	150/135	72/76	202/430	42/7	73/74	0/3
@ S. Illinois	17-45	19/22	32-114/57-358	17-33-2/10-23-1	207/148	65/80	321/506	83/41	45/104	3/1
Western Ky.	24-27	18/19	54-287/59-235	5-10-1/7-10-0	63/109	64/69	350/344	90/106	58/60	2/1
@ Y'town St.	35-25	32/24	56-333/48-169	15-23-2/15-35-0	271/167	79/83	604/336	48/226	55/30	3/0
W. Illinois	20-24	18/15	47-155/48-242	14-27-1/9-20-0	155/242	74/68	312/332	119/137	35/45	1/2
@ SMS										
Indiana St.										
<b>Totals</b>	<b>232-247</b>	<b>210/180</b>	<b>453-2257/439-1813</b>	<b>149-298-10/125-259-6</b>	<b>1733/1609</b>	<b>751/698</b>	<b>3990/3422</b>	<b>884/923</b>	<b>820/627</b>	<b>15/15</b>

**3rd-Down Conversions (ISU/Opponent)**

Opponent	Score	Overall	1st Qtr	2nd Qtr	3rd Qtr	4th Qtr	OT
Drake	27-13	4-14/4-18	0-2/1-4	3-5/0-4	0-3/2-6	1-4/1-4	0-0/0-0
@ Illinois	22-49	7-17/7-12	1-4/2-3	2-4/2-3	2-4/1-3	2-5/2-3	0-0/0-0
Truman St.	49-6	12-16/3-15	2-3/1-5	4-4/0-3	3-5/2-4	3-4/0-3	0-0/0-0
@ E. Illinois	21-14	8-17/4-13	1-4/1-2	3-5/1-4	2-4/1-4	2-4/1-4	0-0/0-0
Fla. Atlantic	10-28	4-18/6-15	0-4/0-3	4-7/1-3	0-5/1-4	0-2/4-5	0-0/0-0
N. Iowa	7-16	4-18/5-14	1-4/1-3	2-5/2-4	0-3/2-5	1-6/0-2	0-0/0-0
@ S. Illinois	17-45	4-13/11-20	0-3/2-4	1-3/4-7	1-3/3-4	2-4/2-5	0-0/0-0
Western Ky.	24-27	5-12/8-15	3-4/3-4	2-3/3-4	0-1/1-3	0-4/1-4	0-0/0-0
@ Y'town St.	35-25	7-12/7-18	2-3/2-4	2-3/1-3	2-3/1-3	1-3/3-8	0-0/0-0
W. Illinois	20-24	5-15/4-15	1-3/1-4	2-4/0-2	2-5/1-4	0-3/2-5	0-0/0-0
@ SMS							
Indiana St.							
<b>Totals</b>	<b>232-247</b>	<b>60-152/59-155</b>	<b>11-34/14-36</b>	<b>24-43/14-37</b>	<b>12-36/15-40</b>	<b>12-39/16-43</b>	<b>0-0/0-0</b>

**4th-Down Conversions (ISU/Opponent)**

Opponent	Score	Overall	1st Qtr	2nd Qtr	3rd Qtr	4th Qtr	OT
Drake	27-13	0-0/1-3	0-0/0-1	0-0/0-1	0-0/0-0	0-0/1-1	0-0/0-0
@ Illinois	22-49	3-3/0-0	0-0/0-0	1-1/0-0	1-1/0-0	1-1/0-0	0-0/0-0
Truman St.	49-6	0-0/2-2	0-0/0-0	0-0/0-0	0-0/0-0	0-0/2-2	0-0/0-0
@ E. Illinois	21-14	0-1/0-1	0-0/0-0	0-1/0-0	0-0/0-0	0-0/0-1	0-0/0-0
Fla. Atlantic	10-28	1-3/0-0	0-0/0-0	1-1/0-0	0-1/0-0	0-1/0-0	0-0/0-0
N. Iowa	7-16	1-3/0-0	0-0/0-0	1-1/0-0	0-0/0-0	0-2/0-0	0-0/0-0
@ S. Illinois	17-45	0-1/2-2	0-0/0-0	0-0/1-1	0-1/0-0	0-0/1-1	0-0/0-0
Western Ky.	24-27	1-2/1-2	0-0/0-0	0-0/0-0	0-0/0-0	1-2/1-2	0-0/0-0
@ Y'town St.	35-25	0-1/2-5	0-0/0-1	0-1/0-0	0-0/0-0	0-0/2-4	0-0/0-0
W. Illinois	20-24	0-2/2-3	0-0/1-1	0-0/0-0	0-1/0-1	0-1/1-1	0-0/0-0
@ SMS							
Indiana St.							
<b>Totals</b>	<b>232-247</b>	<b>6-16/10-18</b>	<b>0-0/1-3</b>	<b>3-5/1-2</b>	<b>1-4/0-1</b>	<b>2-7/10-12</b>	<b>0-0/0-0</b>

## ILLINOIS STATE STARTER NOTES

### REDBIRD OFFENSE

LT	51 Mike Stegeman (So.-1L • 6-5 • 285 • Chatham, Ill.)	Started every game since his redshirt season; named GFC Lineman of the Week after EIU.
LG	64 Stafford Davis (So.-1L • 6-1 • 280 • Orange Park, Fla.)	<i>Football Gazette</i> Preseason 2nd Team All-American; GFC Lineman of the Week after YSU.
C	61 Jeremy Melville (Jr.-2L • 6-4 • 266 • Wisconsin Rapids, Wis.)	Preseason Gateway Honorable Mention selection; most experienced lineman on the squad.
RG	69 Jim Ferguson (Sr.-2L • 6-3 • 267 • Morton, Ill.)	One of five Redbird captains; GFC Offensive Lineman of the Week selection last season (10/26).
RT	62 Matt Pezdek (Jr.-1L • 6-4 • 308 • Brookfield, Ill.)	Started the last eight games at right tackle.
WR	80 Dwayne Smith (Sr.-1L • 6-3 • 194 • Rantoul, Ill.)	First in the Gateway in receptions per game (5.10) and receiving yards per game (72.2).
WR	81 Laurént Robinson (Fr.-HS • 6-2 • 165 • Rockledge, Fla.)	Has four starts on the season in nine games; second on team with three TD receptions.
TE	83 Steve Statz (Jr.-2L • 6-5 • 264 • Wisconsin Rapids, Wis.)	Started the last seven games and got his first catch of the season at Youngstown State for 14 yards.
QB	5 Mike Souza (Sr.-1L • 6-0 • 177 • Royal Oaks, Calif.)	Second in the GFC in total offense with 206.1 yards per game; ranks second in passing yards/game.
RB	31 Sha-Ron Edwards (Sr.-1L • 6-0 • 201 • Uniondale, N.Y.)	GFC Offensive Player of the Week after YSU; in the last three weeks has 468 yards rushing with 4 TDs.
FB	89 Mike Larson (Jr.-1L • 6-4 • 252 • Palatine, Ill.)	Plays interchangeable FB/TE position; has 10 catches for 108 yards.

### REDBIRD DEFENSE

DE	98 Mike Blough (So.-1L • 6-5 • 224 • Leonard, Mich.)	Has 28 tackles and three TFLs on the season; got his first sack of the year at YSU.
DT	65 Ryan Thorne (Fr.--RS • 6-2 • 237 • Vista, Calif.)	Missed the FAU game due to injury, but has started all the others; has 17 tackles and three TFLs.
DT	73 Justin Martindale (Fr.-RS • 6-3 • 260 • Wadsworth, Ill.)	Tied for second on the team with four sacks; also has nine TFLs.
DE	97 Ray Robinson (Sr.-3L • 6-2 • 230 • Trenton, N.J.)	Preseason All-GFC First Team selection; has nine sacks on the season; leads all DL with 52 tackles.
WHIP	12 Andrew Papoccia (Sr.-3L • 5-11 • 191 • Sterling, Ill.)	With injuries to Rolle and Larrick, moving back to WHIP after two games at free safety; 64 tackles.
ILB	42 Gean Gilot (Sr.-2L • 6-0 • 202 • Immokolee, Fla.)	Returned to starting line-up after ACL tear in 2002 opener; second with 115 stops; first in TFLs with 18.
ILB	46 Boomer Grigsby (Jr.-2L • 6-0 • 245 • Canton, Ill.)	Reigning NCAA tackle leader; second this season nationally; leads the team with 156 tackles, 97 solos.
ROVER	4 Cavari Dailey (Fr.-TR • 6-1 • 203 • Plantation, Fla.)	Returned to starting line-up against WIU; sixth on the team with 51 tackles; played in nine games.
RC	1 Sam Yeargin (Jr.-2L • 5-11 • 175 • Lauderdale, Fla.)	Started the last seven games and had his second career pick vs. Truman; has six PBU.
LC	2 Antwan Oliver (Jr.-TR • 5-10 • 168 • Ft. Lauderdale, Fla.)	Leads the secondary with nine pass break-ups and got his first interception of the year at EIU.
FS	21 Cerone Colvin (Sr.-3L • 5-9 • 181 • St. Louis, Mo.)	Slated to make his first start this season after recovering from a torn ACL in the spring.

### REDBIRD DEFENSE

PK	99 Stephen Carroll (Jr.-2L • 5-11 • 180 • O'Fallon, Ill.)	Kicked 73 straight PATs and is 14-for-18 on field goals; No. 11 nationally in FG per game.
P	14 Ryan Hoffman (So.-1L • 6-2 • 186 • Stevens Points, Wis.)	In 26 kicks this season, averaging 43.7 yards per punt with seven inside the 20.
LS	67 Jake Weber (Fr.-HS • 6-2 • 225 • Peoria, Ill.)	Got his first career start as the long snapper at SIU.
SS	60 Geoff Pearson (Jr.-Sq. • 6-2 • 275 • Naperville, Ill.)	Back-up center that is in his first year as the short snapper.
HD	16 Brian Busser (So.-Sq. • 6-1 • 184 • Stillman Valley, Ill.)	Former quarterback turned wide receiver, but is still listed as the third QB on the depth chart
KR	9 Joe Walkins (Sr.-1L • 6-0 • 201 • Uniondale, N.Y.)	Has returned 12 kicks for an average of 19.9 yards per game, with 29 yards being his longest.
PR	9 Joe Walkins (Sr.-1L • 6-0 • 201 • Uniondale, N.Y.)	Averaging 6.9 yards per return on his 16 punt returns; his longest is 25 yards.



## ILLINOIS STATE ALPHABETICAL ROSTER

No.	Name	Pos.	Ht.	Wt.	Yr.	Hometown (HS/Previous College)
24	Evan Allen-Gessesse	DB	5-11	185	Jr.-TR	Chicago, IL (Gordon Tech/Joliet JC)
78	Kory Andersen	OL	6-2	267	Fr.-RS	Hanska, MN (St. James)
41	Victor Arlis	RB	6-1	215	Fr.-RS	Glendale Heights, IL (Driscoll)
13	Ramon Barber	WR	6-0	188	So.-1L	West Palm Beach, FL (Palm Beach Gardens)
98	Mike Blough	DE	6-5	224	So.-1L	Leonard, MI (Brother Rice)
38	Tristan Borzick	FB	6-0	220	Fr.-HS	Pleasant Prairie, WI (Tremper)
10	John Braddock	QB	6-2	195	Fr.-HS	Pampa, TX (Pampa)
34	LaShawn Bullock	RB	5-7	166	Fr.-RS	Milwaukee, WI (Vincent)
16	Brian Busser	WR	6-1	184	So.-Sq.	Stillman Valley, IL (Stillman Valley)
29	Jesse Caesar	DB	6-0	170	Fr.-HS	Rockledge, FL (Rockledge)
44	Niall Campbell	LB	6-2	226	Fr.-RS	Lemont, IL (Chicago Mt. Carmel)
99	Stephen Carroll	K	5-11	180	Jr.-2L	O'Fallon, IL (O'Fallon)
92	Josh Chrestman	DL	6-4	255	Jr.-TR	Sandwich, IL (Sandwich/Joliet JC)
21	Cerone Colvin	DB	5-9	181	Sr.-3L	St. Louis, MO (Hazelwood East)
50	Montel Conner	DE	6-2	228	So.-Sq.	Decatur, IL (Eisenhower)
58	Ross Crampton	LB	6-2	212	Fr.-HS	Joliet, IL (Joliet Catholic Academy)
4	Cavari Dailey	DB	6-1	203	Fr.-TR	Plantation, FL (Plantation/Auburn)
64	Stafford Davis	OL	6-1	280	So.-1L	Orange Park, FL (Clay)
19	Jonathan Deloach	WR	6-2	185	Fr.-HS	West Palm Beach, FL (Palm Beach Gardens)
75	Janiah Downing	OL	6-3	310	Fr.-RS	North Marion, FL (North Marion)
33	J.P. Dundas	RB	6-0	214	Jr.-1L	Lockport, IL (Providence Catholic/St. Xavier)
31	Sha-Ron Edwards	RB	6-0	201	Sr.-1L	Uniondale, NY (Longwood/C. Conn. St.)
69	Jim Ferguson	OL	6-3	267	Sr.-2L	Morton, IL (Morton/Illinois)
3	Alex Filin	FB	6-4	214	Fr.-RS	Skokie, IL (Niles West)
42	Gean Gilot	LB	6-0	202	Sr.-2L	Immokolee, FL (Immokolee)
56	Darius Givens	LB	6-1	190	Fr.-HS	Tallahassee, FL (Lincoln)
23	Chris Govan	DB	6-0	187	So.-1L	Milwaukee, WI (Vincent)
46	Boomer Grigsby	LB	6-0	245	Jr.-2L	Canton, IL (Canton)
47	Steve Harris	DB	6-0	185	Fr.-TR	Rockford, IL (Boylan/Illinois)
74	Barry Hartman	DL	6-5	270	Fr.-HS	Manitowoc, WI (Lincoln)
76	Michael Heffernan	DL	6-1	337	Fr.-RS	Hawthorn Woods, IL (Lake Zurich)
7	Kyle Hill	WR	5-11	180	Fr.-HS	Longwood, FL (Wintersprings)
14	Ryan Hoffman	P/K	6-2	186	So.-1L	Stevens Point, WI (Area)
26	Pete Holak	DB	5-10	195	Sr.-Sq.	Canton, IL (Canton)
93	Horrace Holloway	DL	6-1	295	Fr.-HS	West Palm Beach, FL (Palm Beach Gardens)
86	Jason Horton	WR	6-0	170	Fr.-HS	Bolingbrook, IL (Neuqua Valley)
71	Jeff Huntzinger	OL	6-3	275	Fr.-HS	Tulsa, OK (Union)
17	Cedric Jackson	DB	5-11	188	Sr.-2L	Winter Garden, FL (West Orange)
20	Demetrius Johnson	RB	5-9	185	Jr.-TR	Milwaukee, WI (Homestead/Minnesota)
91	Nate Johnson	DL	6-3	222	Fr.-HS	Longwood, FL (Lake Brantley)
85	LaMonte Jones	WR	5-11	178	Sr.-1L	Fresno, CA (Fresno/Fresno City College)
84	Clint Keller	TE	6-3	235	Fr.-HS	Lexington, KY (Paul Laurence Dunbar)
96	Anthony Kirkland	DL	6-2	245	Fr.-HS	Gary, IN (West Side)
25	Leon Kittrell	DB	5-9	165	Fr.-RS	Oak Creek, WI (Oak Creek)
82	Kevin Kreger	TE	6-0	226	So.-1L	Frankfort, IL (Lincoln-Way)
27	Tyler Larick	DB	6-1	201	Jr.-TR	Chualar, CA (Salinas/Hartnell)
89	Mike Larson	TE	6-4	235	Jr.-1L	Palatine, IL (Mascoutah/Harper CC)
39	Harry Lattimore	RB	6-0	247	Sr.-1L	Peoria, IL (Central)
79	Jonathan Lyon	OL	6-8	265	Fr.-HS	Urbana, IL (Urbana)
73	Justin Martindale	DL	6-3	260	Fr.-RS	Wadsworth, IL (Warren Township)
49	Troy Maskel	K/P	6-3	247	So.-1L	Georgetown, IL (Georgetown-Ridge Farm)
88	Avery Massengale	WR	6-4	225	Jr.-TR	Bolingbrook, IL (Bolingbrook/Joliet JC)
61	Jeremy Melville	OL	6-4	266	Jr.-2L	Wisconsin Rapids, WI (Lincoln)
30	Dave Mordis	TE	6-3	225	Fr.-HS	Palos Park, IL (Stagg)
32	Earl Newby	RB	6-0	215	Fr.-HS	Riveria Beach, FL (Bridgton Academy)
2	Antwan Oliver	DB	5-10	168	Jr.-TR	Ft. Lauderdale, FL (Dillard/Eastern Illinois)
77	Joe Pantoja	OL	6-2	269	Jr.-1L	Gurnee, IL (Warren Township)
12	Andrew Papoccia	LB	5-11	191	Sr.-3L	Sterling, IL (Newman Central Catholic)
60	Geoff Pearson	OL	6-2	275	Jr.-Sq.	Naperville, IL (Central/DuPage)
53	Ryan Peterson	OL	6-4	292	Fr.-HS	Moline, IL (Moline)
63	Matt Pezdek	OL	6-4	308	Jr.-1L	Brookfield, IL (Nazareth Academy)
45	Adam Redenius	LB	5-11	215	Jr.-2L	Gilman, IL (Iroquois West)
22	Garry Roberts	LB	6-2	185	Fr.-HS	Edna, TX (Edna)
81	Laurént Robinson	WR	6-2	165	Fr.-HS	Rockledge, FL (Rockledge)
97	Ray Robinson	DE	6-2	230	Sr.-3L	Trenton, NJ (Willingboro)
95	Nick Rohrer	DT	6-0	290	So.-1L	Oak Creek, WI (Oak Creek)
36	William Rolle	LB	5-10	191	So.-1L	Immokolee, FL (Immokolee)
70	Matt Rowan	OL	6-6	260	Fr.-HS	Des Plaines, IL (Maine West)
57	Jim Sharfman	LS	6-1	235	Fr.-HS	Mundelein, IL (Mundelein)
90	Dan Simnick	DL	6-2	210	Fr.-HS	Naperville, IL (North)
40	Cameron Siskowic	LB	6-2	230	Fr.-TR	San Diego, CA (Clairemont/Washington State)
80	Dwayne Smith	WR	6-3	194	Sr.-1L	Rantoul, IL (Rantoul/Illinois)
5	Mike Souza	QB	6-0	177	Sr.-1L	Royal Oaks, CA (N. Monterey County/Hartnell)
54	Rick Splant	LB	6-2	210	Jr.-2L	Lockport, IL (Lockport Township)
83	Steve Statz	TE	6-5	264	Jr.-2L	Wisconsin Rapids, WI (Lincoln)
51	Mike Stegeman	OL	6-5	285	So.-1L	Chatham, IL (Glenwood)
6	Kye Stewart	LB	5-11	190	Fr.-HS	Nashville, TN (Pearl-Cohn)
28	James Temple	DB	6-0	200	Fr.-RS	Savannah, GA (Savannah)
52	Jesus Terrazas	DL	6-2	265	Jr.-TR	Chicago, IL (Bowen/Illinois)
94	Jarek Thomas	DL	6-3	260	Fr.-HS	Orlando, FL (Edgewater)
65	Ryan Thorne	DL	6-2	237	Fr.-RS	Vista, CA (Rancho Buena Vista)
18	Yance Vaughan	QB	6-3	204	Jr.-Sq.	Ada, OK (Ada)
48	Jared Villers	LB	6-2	215	Fr.-HS	Akron, OH (St. Vincent-St. Mary)
1	Robbie Wages	QB	6-2	180	Fr.-HS	Orlando, Fla. (Olympia)
9	Joe Walkins	WR	5-9	177	Jr.-TR	Ft. Lauderdale, FL (Dillard/Auburn)
55	Noah Washington	DL	6-4	334	Jr.-TR	LaGrange, IL (Lyons Township/DuPage)
67	Jake Weber	LS	6-2	225	Fr.-HS	Peoria, IL (Dunlop)
43	Andre Whitehead	RB	5-10	221	Jr.-Sq.	Chicago, IL (Morgan Park-Phillips)
66	Isaiah Wiggins	DL	6-3	260	Fr.-HS	Chicago, IL (Prosser)
62	Shawn Wiza	OL	6-7	293	So.-TR	Oak Creek, WI (Oak Creek/Western Michigan)
37	Sesamir Yearby	LB	6-3	196	Jr.-1L	Quincy, IL (Quincy)
1	Sam Yeargin	DB	5-11	175	Jr.-2L	Lauderhill, FL (Dillard)

## NUMERICAL ROSTER

No. ....	Name	No. ....	Name
1 .....	Sam Yeargin	60 .....	Geoff Pearson
2 .....	Antwan Oliver	61 .....	Jeremy Melville
3 .....	Alex Filin	62 .....	Shawn Wiza
4 .....	Cavari Dailey	63 .....	Matt Pezdek
5 .....	Mike Souza	64 .....	Stafford Davis
6 .....	Kye Stewart	65 .....	Ryan Thorne
7 .....	Kyle Hill	66 .....	Isaiah Wiggins
9 .....	Joe Walkins	67 .....	Jake Weber
10 .....	John Braddock	69 .....	Jim Ferguson
11 .....	Robbie Wages	70 .....	Matt Rowan
12 .....	Andrew Papoccia	71 .....	Jeff Huntzinger
13 .....	Ramon Barber	73 .....	Justin Martindale
14 .....	Ryan Hoffman	74 .....	Barry Hartman
16 .....	Brian Busser	75 .....	Janiah Downing
17 .....	Cedric Jackson	76 .....	Michael Heffernan
18 .....	Yance Vaughan	77 .....	Joe Pantoja
19 .....	Jonathan Deloach	78 .....	Kory Andersen
20 .....	Demetrius Johnson	79 .....	Jonathan Lyon
21 .....	Cerone Colvin	80 .....	Dwayne Smith
22 .....	Garry Roberts	81 .....	Laurént Robinson
23 .....	Chris Govan	82 .....	Kevin Kreger
24 .....	Evan Allen-Gessesse	83 .....	Steve Statz
25 .....	Leon Kittrell	84 .....	Clint Keller
26 .....	Pete Holak	85 .....	LaMonte Jones
27 .....	Tyler Larick	86 .....	Jason Horton
28 .....	James Temple	88 .....	Avery Massengale
29 .....	Jesse Caesar	89 .....	Mike Larson
30 .....	Dave Mordis	90 .....	Dan Simnick
31 .....	Sha-Ron Edwards	91 .....	Nate Johnson
32 .....	Earl Newby	92 .....	Josh Chrestman
33 .....	J.P. Dundas	93 .....	Horrace Holloway
34 .....	LaShawn Bullock	94 .....	Jarek Thomas
36 .....	William Rolle	95 .....	Nick Rohrer
37 .....	Sesamir Yearby	96 .....	Anthony Kirkland
38 .....	Tristan Borzick	97 .....	Ray Robinson
39 .....	Harry Lattimore	98 .....	Mike Blough
40 .....	Cameron Siskowic	99 .....	Stephen Carroll
41 .....	Victor Arlis		
42 .....	Gean Gilot		
43 .....	Andre Whitehead		
44 .....	Niall Campbell		
45 .....	Adam Redenius		
46 .....	Boomer Grigsby		
47 .....	Steve Harris		
48 .....	Jared Villers		
49 .....	Troy Maskel		
50 .....	Montel Conner		
51 .....	Mike Stegeman		
52 .....	Jesus Terrazas		
53 .....	Ryan Peterson		
54 .....	Rick Splant		
55 .....	Noah Washington		
56 .....	Darius Givens		
57 .....	Jim Sharfman		
58 .....	Ross Crampton		

**GAME 1 – HANCOCK STADIUM  
ILLINOIS STATE 27, DRAKE 13**

**Redbirds Top Drake in Season Opener**

**NORMAL, Ill.**—The Illinois State football team needed a wake-up call during its season-opener against Drake Thursday evening. It took an early score by the Bulldogs to get the Redbirds fired-up in the 90-degree heat at Hancock Stadium as Illinois State pulled away to a 27-13 victory.

Drake got on the board early in the contest when Jonathan Taylor (24 carries, 50 yards) jumped over a pile of Redbird and Bulldog players to score the game's first touchdown. The extra point was wide right, but the touchdown put the Bulldogs up 6-0. It was the only lead Drake enjoyed.

Illinois State responded when Sha-Ron Edwards (16 carries, 152 yards, 2 TDs) got the ball rolling on a pair of first down runs, setting up a 17-yard touchdown run up the left sideline by Demetrus Johnson (20 carries, 82 yards, 1 TD), his first as a Redbird. Quarterback Mike Souza (8-of-16, 45 yards, 1 INT) and Edwards ran the option to perfection on the Redbirds' next series, as Edwards scored from 15 yards out, making the score 14-6.

A 48-yard field goal by Stephen Carroll put the Redbirds up 17-6 at halftime.

The ISU defense rose to the challenge on Drake's opening possession of the third quarter. Linebacker Cavari Dailey forced and recovered a fumble at the Drake 37-yard line, setting up a 31-yard touchdown run by Edwards, making the score 24-6. The touchdown run put Edwards over 100 yards rushing for the first time in his Redbird career.

The Redbird defense also held up well against the run, holding the Bulldogs to only 10 yards rushing on the game until late in the third quarter when Taylor broke free on a 41-yard run.

An 85-yard run touchdown run by Edwards was nullified early in the fourth quarter when the Redbirds were called for a clipping penalty. But the Redbirds made a break moments later when Tyler Larick recovered a fumbled punt at the Drake 10-yard line. Carroll followed with a 22-yard field goal to put Illinois State ahead 27-6.

Drake quarterback Connor Jostes connected with Shea Moroni on a 5-yard touchdown pass late for the game's final score.

Drake	6	0	0	7	-	13
Illinois State	7	10	7	3	-	27

- DU – Taylor 1-yard run (kick failed), 6:26, 1Q
- ISU – Johnson 17-yard run (Carroll kick), 4:20, 1Q
- ISU – Edwards 15-yard run (Carroll kick), 4:44, 2Q
- ISU – Carroll 48-yard field goal, :44, 2Q
- ISU – Edwards 31-yard run, 12:10, 3Q
- ISU – Carroll 22-yard field goal, 10:16, 4Q
- DU – Moroni 17-yard pass from Jostes (McGlade kick), 2:48, 4Q

	DU	ISU
First Downs	14	15
Rushing Attempts-Yards	33-61	46-282
Passing	19-37-0	9-18-1
Passing Yards	247	53
Total Offense	308	335
Fumbles-Lost	2-2	3-0
Penalties-Yards	5-44	8-70
Time of Possession	29:12	30:48

**RUSHING: (DU)** – Taylor 24-50, Jones 1-7, Love 1-5, Jostes 6-0, Ussin 1(-1). **(ISU)** – Edwards 16-152, Johnson 20-82, Souza 4-23, T. Davis 4-18, Newby 1-5, Vaughan 1-2.

**PASSING: (DU)** – Jostes 19-36-0-247, Horvath 0-1-0-0. **(ISU)** – Souza 8-16-1-45, Vaughan 1-2-0-8.

**RECEIVING: (DU)** – Jones 6-109, Moroni 4-40, Taylor 4-34, Putnam 2-50, Mickle 2-9, Mira 1-5. **(ISU)** – Barber 3-13, Smith 2-29, Artis 1-8, Robinson 1-7, Jones 1-0, Johnson 1(-4).

**ATTENDANCE:** 7,157.

**GAME 2 – MEMORIAL STADIUM  
ILLINOIS 49, ILLINOIS STATE 22**

**Redbirds Drop 49-22 Decision at Illinois**

**CHAMPAIGN, Ill.**—Former Illinois receiver Dwayne Smith had a career game against his old team, breaking an Illinois State record with 14 receptions on the day, but the Illini took advantage of an early Redbird turnover, as Illinois came away with a 49-22 victory Saturday afternoon at Memorial Stadium.

Smith (14 catches, 243 yards, 2 touchdowns) broke the school record for receptions in a game, a mark previously held by Darnell Jones. Jones set the record against Western Illinois on November 8, 1997. Quarterback Mike Souza had a career day as well, setting new personal highs in completions (33), attempts (56) and yards (385).

Souza moved the ball with ease during the game's first series. He completed his first four passes, including a 30-yard rollout to Smith at the Illinois 30-yard line.

Ramon Barber and Smith were at the receiving end of Souza's next three completions, as the Redbirds advanced the ball to the Illinois 5 yard line. Souza fumbled four plays later however, and the Illini recovered the ball in the end zone.

After the teams traded possessions, Illinois got on the board with 7:23 left in the first quarter. Quarterback Jon Beutjer (16-of-23, 207 yards, 4 touchdowns) was pressured by Ryan Thorne, but rolled right and found a wide-open Mark Kornfeld for a 32 yard touchdown pass, putting the Illini on top 7-0.

Beutjer connected with Kelvin Hayden on the Illini's next series. His 41-yard touchdown reception put Illinois up 14-0.

Illinois continued to work the arm of Beutjer, this time on a 30-yard scoring strike to Lonnie Hurst, putting the Illini up by three touchdowns before the end of the first quarter.

The Illini started the second quarter with possession, but linebacker Andrew Papoccia intercepted a Beutjer pass intended for Ada Adeyemo at the Illinois State 30. The Redbirds then marched downfield on a 15 play, 63-yard drive, which resulted in a 27-yard field goal by Stephen Carroll.

Illinois State	0	3	16	3	-	22
Illinois	21	10	7	11	-	49

- ILL – Kornfeld 32-yard pass from Beutjer (Gockman kick), 7:23, 1Q
- ILL – Hayden 41-yard pass from Beutjer (Gockman kick), 4:28, 1Q
- ILL – Hurst 30-yard pass from Beutjer (Gockman kick), 2:03, 1Q
- ISU – Carroll 27-yard field goal, 7:35, 2Q
- ILL – Gockman 40-yard field goal, 1:18, 2Q
- ILL – Williams 66-yard blocked field goal (Gockman kick), :00, 2Q
- ISU – Smith 10-yard pass from Souza (Carroll kick), 7:28, 3Q
- ISU – Carroll 28-yard field goal, 5:38, 3Q
- ILL – Virgil 35-yard run (Gockman kick), 3:13, 3Q
- ISU – Smith 74-yard pass from Souza (pass failed), 1:13, 3Q
- ILL – Haywood 4-yard pass from Beutjer (Hayden pass), 10:06, 4Q
- ILL – Gockman 28-yard field goal, 1:58, 4Q
- ISU – Carroll 28-yard field goal, :00, 4Q

	ISU	ILL
First Downs	27	23
Rushing Attempts-Yards	29-126	41-254
Passing	33-56-0	16-24-1
Passing Yards	385	207
Total Offense	511	461
Fumbles-Lost	2-2	0-0
Penalties-Yards	6-70	5-50
Time of Possession	30:37	29:23

**RUSHING: (ISU)** – Souza 16-71, Johnson 8-38, Edwards 5-17; **(ILL)** – Virgil 9-84, Thomas 9-78, Halsey 20-73, Beutjer 2-14, Kornfeld 1-5.

**PASSING: (ISU)** – Souza 33-56-0-385; **(ILL)** – Beutjer 16-23-1-207, Brasic 0-1-0-0.

**RECEIVING: (ISU)** – Smith 14-243, Barber 6-37, Massengale 5-48, Johnson 4-28, Larson 2-28, Jones 1-2, Edwards 1(-1); **(ILL)** – Kornfeld 4-73, Haywood 3-20, Halsey 3-5, Hayden 2-53, Adeyemo 2-21, Hurst 1-30, Davis 1-5.

**ATTENDANCE:** 56,304.

**GAME 3 – HANCOCK STADIUM  
ILLINOIS STATE 49, TRUMAN STATE 6**

**Dominating First Half Carries 'Birds**

**NORMAL, Ill.**—The Illinois State football team used a first half onslaught to overwhelm the visiting Truman State Bulldogs, eventually closing the campaign with a convincing 49-6 victory Saturday night in front of 7,339 at Hancock Stadium.

After the Redbirds deferred the opening kickoff to Truman State, Bulldog running back Jerard Levenson fumbled on the second play from scrimmage. Boomer Grigsby recovered the ball at the Truman State 22 yard line.

Five plays later, Demetrus Johnson scored his second touchdown of the season from 1 yard out, putting the Redbirds up 7-0 just three minutes into the game.

Later in the quarter the Redbirds got some excellent special teams play from Andrew Papoccia. Papoccia faked out two Truman State defenders and advanced the ball 29 yards on a punt return into Bulldog territory. A pair of Redbird penalties couldn't stop the momentum as quarterback Mike Souza rolled right and found freshman Laurént Robinson open in the end zone for his first career touchdown and a 14-0 lead.

The Redbirds caught a break on their next possession when it looked as if Johnson fumbled at mid-field. The referees awarded Truman State the ball, but reversed the call, saying Johnson's forward progress was down at the 50 yard line.

On the next play, Johnson scampered 49 yards along the right sideline for another Redbird touchdown and a 21-0 lead.

A Souza completion to Dwayne Smith and runs of 18 and 8 yards by Sha-Ron Edwards led to the Redbirds' fourth score of the game. Edwards fought his way up the middle before finding an opening to the end zone for his third touchdown of the season.

Illinois State continued their stellar play on special teams as Pete Holak blocked a Truman State punt and Sesamir Yearby recovered the ball at the Truman State 36-yard line.

The Bulldogs finally got on the board late in the fourth quarter when A.J. Eads took it in from 10 yards out. The extra point was blocked for the game's final score.

Truman State	0	0	0	6	-	6
Illinois State	21	21	7	0	-	49

- ISU – Johnson 1-yard run (Carroll kick), 12:00, 1Q
- ISU – Robinson 22-yard pass from Souza (Carroll kick), 5:00, 1Q
- ISU – Johnson 49-yard run (Carroll kick), :50, 1Q
- ISU – Edwards 5-yard run (Carroll kick), 13:26, 2Q
- ISU – Davis 1-yard run (Carroll kick), 8:11, 2Q
- ISU – Johnson 3-yard run (Carroll kick), 1:00, 2Q
- ISU – Newby 10-yard run (Carroll kick), 2:39, 3Q
- TSU – Eads 11-yard run (kick blocked), 5:25, 4Q


	TSU	ISU
First Downs	12	26
Rushing Attempts-Yards	23-51	61-390
Passing	15-36-1	12-19-0
Passing Yards	141	132
Total Offense	192	522
Fumbles-Lost	3-1	1-0
Penalties-Yards	4-25	13-122
Time of Possession	24:17	35:43

**RUSHING: (TSU)** – Levenson 14-34, Eads 5-16, Heinecke 2-8, Dupage 2(-7). **(ISU)** – Johnson 15-132, Edwards 19-93, Davis 12-58, Souza 4-39, Whitehead 5-37, Newby 2-15, Lattimore 3-15, Kreger 1-1.

**PASSING: (TSU)** – Czeschin 11-26-1-96, Dupage 4-10-0-45. **(ISU)** – Souza 8-11-0-109, Vaughan 4-8-0-23.

**RECEIVING: (TSU)** – Eads 4-16, Bonner 3-59, McCloskey 2-25, Walton 2(-6), Perry 1-18, Weber 1-17, Schuring 1-8, Levenson 1-4. **(ISU)** – Smith 3-43, Larson 2-9, Fiini 1-24, Robinson 1-22, Barber 1-12, Massengale 1-9, Kreger 1-5, Davis 1-5, Johnson 1-3.

**ATTENDANCE:** 7,339.



**GAME 4 – O'BRIEN STADIUM  
ILLINOIS STATE 21, #18 E. ILLINOIS 14**

**Fourth Quarter Heroics Lead 'Birds Over EIU**

CHARLESTON, Ill. — Eastern Illinois led for three quarters during Saturday's game, but Illinois State, led by a fourth quarter safety and touchdown, and two defensive stops, pulled away down the stretch, winning the 91st meeting between the two teams 21-14 in front of 6,318 at O'Brien Stadium.

The win moved the Redbirds to 3-1, while Eastern Illinois dropped to 1-2.

The Redbird defense put pressure on Panther quarterback Andy Vincent from the get-go. After a first down run by Andre Raymond, the unit settled down as Ray Robinson picked up a sack and Mike Blough batted down a pass on third and long.

But things didn't go as well on the Redbirds' first offensive series. Quarterback Mike Souza (15-of-34, 215 yards, TD, INT) rolled right on the second play from scrimmage and threw a pass intended for Kevin Kreger. However, the ball ended up in the hands of Fred Miller who's 32-yard interception return for a touchdown resulted in an early 7-0 lead for Eastern Illinois.

Illinois State's next offensive series was much more successful than their last, but penalties stalled the 8-play, 38-yard drive, forcing the Redbirds to settle for a 44-yard Stephen Carroll field goal.

Raymond (22 carries, 110 yards) set the tone on the Panthers' third offensive series. The senior led a 6-play, 80-yard scoring drive, which ended with a 35-yard touchdown pass from Vincent to Ryan Voss who juggled the ball, but held on while crossing into the end zone, putting the Panthers up 14-3.

But an offensive pass interference call on a scoring strike to Joe Walkins (2 catches, 34 yards) from Souza negated a Redbird touchdown. A holding penalty put the Redbirds back even further. A Souza completion to Avery Messengale (2 catches, 43 yards) set up a 47-yard field goal by Carroll, making the score 14-6 late in the first quarter.

After a Redbird defensive stop, ISU scored when Eastern Illinois lined up to punt at its own 7. Cameron Siskowic broke through the line and blocked the punt. The ball rolled out of bounce in the end zone for a Redbird safety, tying the score at 14 apiece. The safety was the Redbirds' first since the 2000 season.

The 'Birds took the lead for the first time with 8:25 left in the game. Three plays into Illinois State's drive after the safety, Demetrus Johnson dashed 49 yards for a Redbird touchdown and a 21-14 lead.

Illinois State	6	6	0	9	-	21
Eastern Illinois	14	0	0	0	-	14

EIU – Miller 32-yard interception return (Kuehn kick), 12:20, 1Q  
 ISU – Carroll 44-yard field goal, 9:01, 1Q  
 EIU – Voss 35-yard pass from Vincent (Kuehn kick), 6:00, 1Q  
 ISU – Carroll 47-yard field goal, :51, 1Q  
 ISU – Messengale 24-yard pass from Souza (pass failed), 6:02, 2Q  
 ISU – Team safety, 9:49, 4Q  
 ISU – Johnson 49-yard run, 8:25, 4Q

	ISU	EIU
First Downs	23	16
Rushing Attempts-Yards	48-267	33-72
Passing	15-35-1	13-28-1
Passing Yards	215	139
Total Offense	482	211
Fumbles-Lost	0-0	2-0
Penalties-Yards	15-180	9-85
Time of Possession	29:41	30:19

**RUSHING: (ISU)** – Johnson 20-159, Bullock 8-48, Souza 13-45, Edwards 7-15. **(EIU)** – Raymond 22-110, Webb 3-12, Vincent 8-(-50).

**PASSING: (ISU)** – Souza 15-34-1-215, Busser 0-1-0-0. **(EIU)** – Vincent 11-24-1-128, Harris 2-4-0-11.

**RECEIVING: (ISU)** – Barber 4-68, Smith 4-50, Messengale 2-43, Walkins 2-34, Johnson 2-16, Robinson 1-4. **(EIU)** – Eller 3-20, Voss 2-47, Osborne 2-26, Mobley 2-23, Pettway 1-8, Benjamin 1-8, O'Neal 1-4, Hopson 1-3.

**ATTENDANCE:** 6,318.

**GAME 5 – HANCOCK STADIUM  
FLA. ATLANTIC 28, #23 ILLINOIS ST. 10**

**'Birds Wrap up Non-conference Slate with Loss**

NORMAL, Ill. — Making their first appearance on the Illinois State campus, Florida Atlantic took advantage of a second half offensive surge to propel themselves to a 28-10 win over the Redbirds Saturday afternoon in front of 6,837 at Hancock Stadium.

Illinois State finished the non-conference part of their schedule with a 3-2 record, while Florida Atlantic, a Division I-AA Independent, moved to 3-2.

The Redbird defense picked up where they left off from a week ago as the unit did not allow a first down during their first two series.

Later in the first quarter, the defense continued their strong play as linebacker Gean Gilot recovered a Daveon Barron fumble at the ISU 44. The offense couldn't take advantage of the turnover however, and the score remained 0-0 after one quarter.

A strange turn of events happened early in the second quarter. Quarterback Mike Souza (13-of-39, 100 yards, TD, 2 INTs) completed a pass to Mike Larson at the Florida Atlantic 31. On the next play however, Souza's pass was tipped and intercepted by Chris Laskowski. But as Laskowski rushed down the left sidelines, Mike Stegeman stripped the ball and Stafford Davis recovered it at the ISU 34.

From there, the offense kicked it into gear as the Redbirds went on a 7-play, 66-yard drive, ending with a 22-yard touchdown pass from Souza to Larént Robinson in the corner of the end zone. Robinson's fingertip scoring catch was the second touchdown of his career and it gave the 'Birds a 7-0 lead.

The Redbird defense's streak of 15-straight series without giving up a score ended with 6:21 left in the second quarter. Florida Atlantic tight end Anthony Crissinger-Hill (4 catches, 88 yards 2 TDs) hauled in a 67-yard touchdown pass from Jared Allen to tie the game 7-7.

Illinois State received a scare on the ensuing kickoff when LaShawn Bullock fumbled deep in Redbird territory, but Kevin Kreger prevented the disaster by recovering the ball at the ISU 17.

After a Redbird punt, FAU began another scoring drive, this time catching a break in the process when offensive lineman Chris Shepherd recovered a Barron fumble at the ISU 11. Two plays later, Allen again found Crissinger-Hill, this time in the right corner of the end zone. Crissinger-Hill caught the touchdown pass in double coverage to give his team a 14-7 lead.

ISU head coach Denver Johnson gambled on the Redbirds' next series, deciding to go for it on fourth-and-1 at mid-field. Sha-Ron Edwards (17 carries, 98 yards) pounded his way through the middle for a first down to keep the drive alive.

The Redbirds open Gateway Conference play against Northern Iowa next Saturday at Hancock Stadium. Game time is slated for 1:30 p.m.

Florida Atlantic	0	14	7	7	-	28
Illinois State	0	10	0	0	-	10

ISU – Robinson 21-yard pass from Souza (Carroll kick), 9:31, 2Q  
 FAU – Crissinger-Hill 67-yard pass from Allen (Myers kick), 6:21, 2Q  
 FAU – Crissinger-Hill 9-yard pass from Allen (Myers kick), 2:34, 2Q  
 ISU – Carroll 47-yard field goal, :06, 2Q  
 FAU – Jackson 9-yard run (Myers kick), 6:03, 3Q  
 FAU – Sanchez 21-yard run (Myers kick), 14:37, 4Q

	FAU	ISU
First Downs	16	18
Rushing Attempts-Yards	41-76	46-229
Passing	15-26-0	13-39-2
Passing Yards	226	100
Total Offense	302	329
Fumbles-Lost	3-2	1-0
Penalties-Yards	11-110	12-112
Time of Possession	32:19	27:41

**RUSHING: (FAU)** – Sanchez 9-43, Barron 6-24, McGahee 1-21, Jackson 16-19, Parker 3-(-3), Team 1-(-4), Embrick 1-(-9), Allen 4-(-15). **(ISU)** – Edwards 17-98, Souza 15-83, Johnson 13-49, Kreger 1-(-1).

**PASSING: (FAU)** – Allen 15-26-0-226. **(ISU)** – Souza 13-29-2-100.

**RECEIVING: (FAU)** – Crissinger-Hill 4-88, Taylor 4-49, Prudenti 3-41, Bynes 2-24, Tellis 1-20, Jackson 1-4. **(ISU)** – Smith 3-16, Robinson 2-39, Messengale 2-14, Edwards 2-2, Johnson 2-0, Larson 1-21, Bullock 1-8.

**ATTENDANCE:** 6,837

**GAME 6 – HANCOCK STADIUM  
#15 UNI 16, ILLINOIS STATE 7**

**UNI Rallies Past the 'Birds on Family Day**

NORMAL, Ill. — The Illinois State football team held a 7-point lead for three quarters Saturday against No. 15 Northern Iowa, but a strong Panther defense held the Redbirds to 48 yards total in the second half, resulting in a 16-7 Northern Iowa victory in front of 12,026 on Family Weekend at Hancock Stadium.

Northern Iowa put itself in position to score first when Tom Petrie (6-of-20, 135 yards TD, 2 INTs) hit Marlus Mays on a 54-yard pass completion. Two plays later however, Richard Carter fumbled at the ISU 1 and Leon Kittrell recovered the ball in the end zone.

The offense could not capitalize on the turnover though, and were forced to punt.

Defensively, the Redbirds held tough early on. Josh Chrestman picked up his second sack of the season, but the offense struggled to get points on the board. That all changed midway through the second quarter when Illinois State head coach Denver Johnson rolled the dice.

Johnson gambled on fourth-and-1 at the Northern Iowa 16, deciding to go for the first down instead of a field goal. A sweep to the right by Demetrus Johnson resulted in a first down, and then some. Johnson galloped into the end zone on a 16-yard run, resulting in a 7-0 score.

Tyler Larick stalled a Panther drive late in the second quarter when he intercepted a Petrie pass. The interception was the first of Larick's Redbird career.

But Larick wasn't the only Illinois State player to pick up his first INT. William Rolle's third quarter pick stalled a Northern Iowa drive at the Illinois State 28 after Petrie's pass slipped through the hands of a Panther receiver. Rolle returned the ball into Northern Iowa territory, but an illegal block in the back penalty by the Redbirds placed the ball back at the Redbird 14 and the offense couldn't capitalize.

Momentum swung to the Northern Iowa sideline early in the fourth quarter when Troy Maskel lined up to punt for the Redbirds. The ball sailed over Maskel's head and into the back of the end zone for a Panther safety.

After the free kick, Northern Iowa took the lead just two plays into the drive. Petrie completed a 58-yard touchdown pass to Brian Cutright, who broke several tackles on his way to the end zone.

The Panthers were given two chances at a two-point conversion when the Redbirds were called for pass interference on the first try. Terrence Freney converted Northern Iowa's second try, making the score 10-7.

Carter went over 100 yards rushing on the Panthers' next possession when he ran 47 yards to the Illinois State 4. Freney picked up where Carter left off and scored on the next play, putting the Redbirds away and giving the Panthers a 16-7 lead.

Northern Iowa	0	0	0	16	-	16
Illinois State	0	7	0	0	-	7

ISU – Johnson 16-yard run (Carroll kick), 7:11, 2Q  
 UNI – Team safety, 14:46, 4Q  
 UNI – Cutright 58-yard pass from Petrie (Freney rush), 14:23, 4Q  
 UNI – Freney 4-yard run (kick failed), 6:55, 4Q

	UNI	ISU
First Downs	19	13
Rushing Attempts-Yards	56-295	34-52
Passing	6-20-2	16-38-0
Passing Yards	135	150
Total Offense	430	202
Fumbles-Lost	2-1	0-0
Penalties-Yards	6-74	9-73
Time of Possession	31:12	28:48

**RUSHING: (UNI)** – Freney 28-170, Carter 15-113, Breland 3-9, Petrie 8-5, Team 2-(-2). **(ISU)** – Edwards 13-40, Johnson 8-25, Souza 9-11, Bullock 3-0, Team 1-(-24).

**PASSING: (UNI)** – Petrie 6-20-2-135. **(ISU)** – Souza 16-38-0-150.

**RECEIVING: (UNI)** – Carter 2-5, Cutright 1-58, Mays 1-54, Breland 1-14, Thorn 1-4. **(ISU)** – Smith 7-39, Johnson 2-30, Messengale 2-30, Edwards 2-20, Walkins 1-14, Robinson 1-9, Larson 1-8.

**ATTENDANCE:** 12,026



**GAME 7 – McANDREW STADIUM  
#8 S. ILLINOIS 45, ILLINOIS STATE 17**

**SIU Tops Redbirds, 45-17**

**CARBONDALE, Ill.** — The Illinois State football team ran into a Southern Illinois unit Saturday that had been clicking on all cylinders this season. The Salukis continued to click on all cylinders as they came out on top in a 45-17 victory over the Redbirds at McAndrew Stadium in Carbondale.

The Salukis caught a break on their first possession when the Redbirds were called for a roughing the punter penalty, keeping their offensive drive alive.

However, Sam Yeargin broke up a sure touchdown pass when he knocked the ball out of the hands of Southern Illinois receiver Kellen Allen. The Salukis had to settle for a 42-yard field goal by Craig Coffin.

Illinois State quarterback Mike Souza began to connect with his receivers on the 'Birds second possession, hitting Dwayne Smith on a 45-yard completion and Avery Massengale from 11 yards out. But a Royal Whitaker interception at the Saluki 25 stalled the drive and gave Southern Illinois the momentum they needed.

A 50-yard run by quarterback Joel Sambursky ended at the Redbird 25. Three plays later fullback Brandon Robinson sailed a halfback pass into the waiting hands of Courtney Abbott for a Saluki touchdown and a 10-0 lead.

Southern Illinois continued its nearly flawless offensive execution in the second quarter. This time it was Sambursky connecting on a 21-yard touchdown pass to Chris Kupec, giving the Salukis a 17-0 lead.

That's when Illinois State got their running game going on the legs of Sha-Ron Edwards. Edwards ran the ball four straight times up the middle of the Saluki defense, as he carried it in from 17 yards out to cut the lead to 17-7 midway through the second quarter. A 1-yard touchdown run by Tom Koutsos put the Salukis up 24-7 at halftime.

With 8:49 left in the third quarter, Illinois State punter Troy Maskel mishandled a snap deep in Redbird territory. The ball bounced around before Frank Johnson recovered it in the end zone, giving Southern Illinois a 31-7 lead.

After a 50-yard field goal by Stephen Carroll made the score 31-10, the Redbird defense stepped up to the plate as Mike Blough pressured Sambursky into throwing an interception to Andrew Papoccia.

But after the Redbird offense took over, Whitaker nabbed his second Souza pass of the game, stalling the Redbird drive near midfield.

Illinois State	0	7	3	7	-	17
#8 Southern Illinois	10	14	7	14	-	45

SIU – Coffin 42-yard field goal, 1Q, 7:42  
 SIU – Abbott 18-yard pass from Robinson (Coffin kick), 1Q, 3:20  
 SIU – Kupec 21-yard pass from Sambursky (Coffin kick), 2Q, 10:14  
 ISU – Edwards 16-yard run (Carroll kick), 2Q, 5:51  
 SIU – Koutsos 1-yard run (Coffin kick), 2Q, 3:14  
 SIU – F. Johnson fumble recovery (Coffin kick), 3Q, 8:49  
 ISU – Carroll 50-yard field goal, 3Q, 5:19  
 SIU – Koutsos 1-yard run (Coffin kick), 4Q, 10:18  
 ISU – Walkins 9-yard pass from Souza (Carroll kick), 4Q, 7:45  
 SIU – Koutsos 35-yard run (Coffin kick), 4Q, 6:57

	ISU	SIU
First Downs	19	22
Rushing Attempts-Yards	32-142	57-371
Passing	17-33-2	10-23-1
Passing Yards	207	148
Total Offense	321	506
Fumbles-Lost	1-1	0-0
Penalties-Yards	6-45	13-104
Time of Possession	23:04	36:56

**RUSHING: (ISU)** – Edwards 15-88, Johnson 8-19, Souza 6-18, Bullock 1-3, Team 2(-14). **(SIU)** – Koutsos 28-153, Robinson 9-101, Sambursky 12-92, Weishaar 1-6, Holley 1-4, Jackson 4-4, Abdulqaadir 2(-2).

**PASSING: (ISU)** – Souza 17-33-2-207. **(SIU)** – Sambursky 9-21-1-130, Robinson 1-1-0-18, Team 0-1-0-0.

**RECEIVING: (ISU)** – Smith 4-85, Robinson 3-34, Walkins 3-32, Barber 3-28, Edwards 1-12, Massengale 1-11, Kreger 1-3, Larson 1-2. **(SIU)** – Little 3-64, Koutsos 3-26, Abbott 2-24, Kupec 1-21, Robinson 1-13.

**ATTENDANCE:** 13,247.

**GAME 8 – HANCOCK STADIUM  
#9 WESTERN KY. 27, ILLINOIS STATE 24**

**Western Ky. Spoils Redbirds' Homecoming**

**NORMAL, Ill.** — Illinois State running back Sha-Ron Edwards rushed his way into the Redbird record books with his performance against Western Kentucky Saturday. But a late fourth quarter scoring drive by the Hilltoppers spoiled the ISU Homecoming party as Western Kentucky came away with a 27-24 victory in front of 8,945 at Hancock Stadium.

Edwards moved to No. 6 on the individual game rushing list with 233 yards Saturday. It was the most by a Redbird running back in the Denver Johnson era. His 36 carries were also a career-high.

However, Western Kentucky converted a crucial fourth down play late in the game when quarterback Justin Haddix completed a pass to Casey Rooney at the Redbird 6 yard line. That led to a 1-yard touchdown run by Lerron Moore, which was the game-winner.

The ISU defense held tough during their first appearance of the game. Defensive tackle Justin Martindale broke through the middle and stuffed Moore for a 3-yard loss, while Antwan Oliver broke up a Haddix pass on third down to force a Hilltopper punt.

The Redbirds took over and received a scare when Jonathan Deloach fumbled at mid-field. But Dwayne Smith recovered the ball to keep the drive going. The 10-play, 76-yard drive ended on a 9-yard touchdown run by Edwards, making the score 7-0.

After a 33-yard field goal by Matt Lange cut the Redbird lead to 7-3, running back Demetrus Johnson fumbled and Western Kentucky recovered at the ISU 45. That led to a go-ahead touchdown run by Moore, putting the Hilltoppers up 10-7.

On the Hilltoppers' next offensive series, Moore kept his team's drive going when he recovered a Haddix fumble at the Western Kentucky 48. A third down pass to Shannon Hayes pushed the ball to the ISU 30.

From there, the Hilltoppers went to their running game. That's when the Redbird defense rose to the occasion.

Boomer Grigsby (19 tackles) and Andrew Papoccia stopped Moore on second down at the 14. Grigsby then stuffed Haddix on third down, and a personal foul penalty pushed the ball back even further. Western Kentucky had to settle for another field goal by Lange.

Antonio Veals' 61-yard kickoff return to start the second half immediately put Western Kentucky in Redbird territory. Three plays later, Haddix completed a 36-yard touchdown pass to Rooney, making the score 20-7.

Western Kentucky	0	13	7	7	-	27
Illinois State	7	0	14	3	-	24

ISU – Edwards 9-yard run (Carroll kick), 1Q, 5:31  
 WKU – Lange 33-yard field goal, 2Q, 13:18  
 WKU – Moore 10-yard run (Lange kick), 2Q, 7:07  
 WKU – Lange 41-yard field goal, 2Q, :06  
 WKU – Rooney 36-yard pass from Haddix (Lange kick), 3Q, 14:00  
 ISU – Bullock 13-yard run (Carroll kick), 3Q, 4:40  
 ISU – Colvin 23-yard fumble recovery (Carroll kick), 3Q, 4:04  
 ISU – Carroll 32-yard field goal, 4Q, 5:57  
 WKU – Moore 1-yard run (Lange kick), 4Q, 1:59

	WKU	ISU
First Downs	19	18
Rushing Attempts-Yards	59-235	54-287
Passing	7-10-0	5-10-1
Passing Yards	109	63
Total Offense	344	350
Fumbles-Lost	3-1	3-1
Penalties-Yards	7-60	9-58
Time of Possession	35:07	24:53

**RUSHING: (WKU)** – Moore 34-115, Haddix 13-80, Miller 7-30, Lilly 3-16, Team 2(-6). **(ISU)** – Edwards 36-233, Bullock 7-36, Johnson 8-36, Souza 3(-18).

**PASSING: (WKU)** – Haddix 7-10-0-109. **(ISU)** – Souza 5-10-1-63.

**RECEIVING: (WKU)** – Rooney 5-86, Hayes 2-23. **(ISU)** – Deloach 2-40, Smith 2-7, Edwards 1-16.

**ATTENDANCE:** 8,945.

**GAME 9 – STAMBAUGH STADIUM  
ILLINOIS ST. 35, YOUNGSTOWN ST. 25**

**Redbirds End Losing Skid; Roll Past Penguins**

**YOUNGSTOWN, Ohio** — Three straight scoring drives by Illinois State to start the game and 100-yard rushing efforts by Sha-Ron Edwards and LaShawn Bullock proved to be enough as the 'Birds ended Youngstown State's 11-game Homecoming win streak with a 35-25 victory Saturday night at Sambaugh Stadium.

With the win the 'Birds posted their first Gateway Football Conference victory of the season against three losses and improved their season mark to 4-5. YSU fell to 5-4 and 2-2 in the league.

Illinois State fielded a balanced offensive attack that posted 604 total yards, the eighth most in school history, powered by the legs of Edwards and Bullock. Edwards (183) and Bullock (106) became the first 100-yard rushing tandem since 2000 when Willie Watts and Walter James compiled 100 yards apiece against West Virginia Tech.

The Redbirds took the opening kickoff and went 54 yards on 11 plays, capped by a 43-yard field goal by Stephen Carroll. Dwayne Smith highlighted the drive with a pair of catches totaling 31 yards, which gave the Rantoul, Ill., native 1,000 career receiving yards at ISU. Smith finished the game with six catches for 118 yards, the second 100-yard receiving game of his career.

After YSU's Nick Terracina's 49-yard field goal attempt fell short, the Redbirds responded with their second score in as many drives. Freshmen receiver Laurent Robinson hauled in his third touchdown of the season with a 10-yard pass from Mike Souza to end a 9-play, 68-yard scoring drive that gave the 'Birds a 10-0 lead.

On the ensuing drive, the Redbird defense forced a Youngstown State punt, but the snap was high and punter Joe Bishop was tackled in the endzone by ISU's Earl Newby for a safety.

After the 2-point score, the Redbirds went into the endzone on their third straight drive when Sha-Ron Edwards cracked the plane from 7-yards out to put the Redbirds up 18-0 early in the second quarter.

Youngstown State finally broke into the scoring column with a 34-yard field goal by Terracina with 9:47 left in the first half and trailed the Redbirds 18-3, a margin that remained until halftime.

YSU closed the gap to 18-10 on the initial drive of the second half with an 8-yard pass from Aaron Marshall to Kyle Smith for the touchdown at the 12:46 mark in the third quarter.

A Carroll 22-yard field extended the Redbird lead to 21-10 at the 5:59 mark in the third quarter. Edwards added his second touchdown of the game with a nine-yard run on the first play of the fourth quarter to push the lead to 28-10. Edwards' second score topped a 10-play, 86-yard drive.

YSU's Marshall threw his second touchdown pass of the game with a 25-yard strike to Mike Burns at the 12:15 mark in the fourth quarter. Again Illinois State responded when Souza found Smith down the right sideline for a 45-yard touchdown pass.

Souza finished the game with a 15-for-23 passing effort with 271 yards and two touchdowns. The defense finished with seven sacks, including a game-high three by senior defensive end Ray Robinson.

Illinois State	12	6	3	14	-	35
Youngstown State	0	3	7	15	-	25

ISU – Carroll 43-yard field goal, 1Q, 11:22  
 ISU – Robinson 10-yard pass from Souza (Carroll kick), 1Q, 5:45  
 ISU – Team safety, 1Q, 2:48  
 ISU – Edwards 7-yard run (run failed), 2Q, 14:54  
 YSU – Terracina 34-yard field goal, 2Q, 9:47  
 YSU – Smith 8-yard pass from Marshall (Terracina kick), 3Q, 12:46  
 ISU – Carroll 22-yard field goal, 3Q, 5:59  
 ISU – Edwards 9-yard run (Carroll kick), 4Q, 14:55  
 YSU – Burns 25-yard pass from Marshall (Terracina kick), 4Q, 12:15  
 ISU – Smith 45-yard pass from Souza (Carroll kick), 4Q, 10:52  
 YSU – Marshall 20-yard run (Roberts pass), 4Q, 1:52

	ISU	YSU
First Downs	32	24
Rushing Attempts-Yards	56-333	48-169
Passing	15-23-2	15-35-0
Passing Yards	271	167
Total Offense	604	336
Fumbles-Lost	3-1	0-0
Penalties-Yards	7-55	4-30
Time of Possession	32:55	27:05

**RUSHING: (ISU)** – Edwards 33-183, Bullock 14-106, Souza 6-31, Walkins 1-12, Johnson 1-3, Team 1(-2). **(YSU)** – Doby 9-71, Marshall 19-69, Cayson 13-35, Burns 4-13, Rycraft 2(-8), Bishop 1(-11).

**PASSING: (ISU)** – Souza 15-23-2-271. **(YSU)** – Marshall 13-29-0-131, Rycraft 2-6-0-36.

**RECEIVING: (ISU)** – Smith 6-118, Walkins 2-68, Larson 2-27, Robinson 2-23, Deloach 2-21, Statz 1-14. **(YSU)** – Wright 4-57, Cayson 3-23, Carlson 2-24, Smith 2-16, Burns 1-25, DiMauro 1-11, Roberts 1-7, Goffer 1-4.

**ATTENDANCE:** 17,179.

## GAME 10 – HANCOCK STADIUM #12 W. ILLINOIS 24, ILLINOIS ST. 20

### Fourth Quarter TD Sinks Redbirds

**NORMAL, Ill.** — Despite leading for three quarters Saturday against No. 12 Western Illinois, the Illinois State football team allowed a go-ahead touchdown with 57 seconds left as the Redbirds dropped a 24-20 decision Saturday in front of 8,415 at Hancock Stadium.

The win moves Western Illinois to 6-3 on the season, 3-2 in the Gateway, while Illinois State dropped to 4-6, 1-4 in the Gateway.

Quarterback Russ Michna connected with Reggie Gray on a key fourth down conversion with 3 minutes to go in the game, setting up the go-ahead score. Gray was tackled at the Illinois State 15, eventually leading to a one-yard scoring run by Michna.

On the Leatherneck's first three possessions, running back Travis Glasford (26 carries, 160 yards) amassed 96 yards rushing on only nine carries. His 47-yard run midway through the first quarter set up a Justin Langan 19-yard field goal.

A 25-yard punt return by Gray and a 30-yard run by Glasford on Western Illinois' next possession looked to set up another field goal by Langan. However, a high snap slipped through the holder's hands, and Langan had to make the most of the situation, scooping the ball up and throwing it to a wide open Chad Daun for a nine-yard touchdown reception and a 10-0 lead.

The Redbirds got on the board early in the second quarter on a 20-yard field goal by Stephen Carroll. However, one play earlier, Steve Statz dropped a potential touchdown pass from Mike Souza, forcing the Redbirds to settle for three.

After a Ryan Hoffman punt pinned the Leathernecks deep in their own territory, defensive end Ray Robinson gave his team the momentum when he came around end and stripped the ball away from Michna. Robinson recovered the ball at the Leatherneck 3, giving the Redbirds a golden opportunity to tie the game.

They took advantage of the opportunity as Sha-Ron Edwards (20 carries, 52 yards) scored from three yards out, tying the game 10-10 with 4:08 left in the first half.

The Leathernecks turned the ball over again on their next possession. This time Antwan Oliver stripped the ball away from Glasford and Cavari Dailey recovered it at the Western Illinois 32.

Souza then connected with Dwayne Smith on a 32-yard touchdown pass, making the score 17-10, as the Redbirds scored 14 points in 1:02.

The 'Birds caught two more breaks when a face mask and a personal foul penalty by Western Illinois moved the ball down to the Leatherneck 28, setting up a 20-yard Carroll field goal, putting the Redbirds up 20-10 with one second left in the half.

Cerone Colvin was the next Redbird to make a big play when he broke up Michna's pass on a key fourth down possession early in the third quarter.

But Western Illinois then made a big play on special teams when Hoffman was tackled at the Redbird 27 as he lined up to punt.

That play set up a four-yard scoring run by Attley Lawson, cutting the Illinois State lead to 20-17.

Western Illinois	10	0	7	7	–	24
Illinois State	0	20	0	0	–	20

WIU – Langan 19-yard field goal, 1Q, 5:16

WIU – Daun 9-yard pass from Langan (Langan kick), 1Q, 1:20

ISU – Carroll 20-yard field goal, 2Q, 10:25

ISU – Edwards 3-yard run (Carroll kick), 2Q, 4:08

ISU – Smith 32-yard pass from Souza (Carroll kick), 2Q, 3:06

ISU – Carroll 20-yard field goal

WIU – Lawson 4-yard run (Langan kick), 3Q, 3:58

WIU – Michna 1-yard run (Langan kick), 4Q, :57

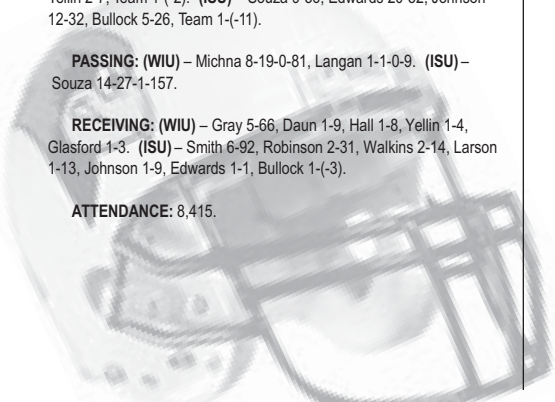
	WIU	ISU
First Downs	15	18
Rushing Attempts-Yards	48-242	47-155
Passing	9-20-0	14-27-1
Passing Yards	90	157
Total Offense	332	312
Fumbles-Lost	3-2	2-0
Penalties-Yards	6-45	4-35
Time of Possession	31:25	28:35

**RUSHING: (WIU)** – Glasford 26-160, Michna 9-43, Lawson 10-34, Yellin 2-7, Team 1-(-2). **(ISU)** – Souza 9-56, Edwards 20-52, Johnson 12-32, Bullock 5-26, Team 1-(-11).

**PASSING: (WIU)** – Michna 8-19-0-81, Langan 1-1-0-9. **(ISU)** – Souza 14-27-1-157.

**RECEIVING: (WIU)** – Gray 5-66, Daun 1-9, Hall 1-8, Yellin 1-4, Glasford 1-3. **(ISU)** – Smith 6-92, Robinson 2-31, Walkins 2-14, Larson 1-13, Johnson 1-9, Edwards 1-1, Bullock 1-(-3).

**ATTENDANCE:** 8,415.



## 2003 ILLINOIS STATE OPPONENTS' SCHEDULES AND RESULTS

**Drake Bulldogs  
(4-6, 2-4 PFL)**

Aug. 28	at Illinois State	L, 13-27
Sept. 6	William Penn	W, 38-24
Sept. 13	Missouri-Rolla	W, 28-7
Sept. 20	at UW-Platteville	L, 20-21
Sept. 27	at Morehead State*	L, 17-34
Oct. 4	Jacksonville*	W, 40-34
Oct. 11	at San Diego*	L, 35-41
Oct. 18	Butler*	W, 24-7
Oct. 25	at Valparaiso*	L, 45-51
Nov. 1	Dayton*	L, 15-31
Nov. 8	Saint Mary's	12 p.m.
Nov. 15	Waldorf	1 p.m.

**Illinois Fighting Illini  
(1-9, 0-6 Big Ten)**

Aug. 30	vs. Missouri	L, 15-22
Sept. 6	Illinois State	W, 49-22
Sept. 13	at UCLA	L, 3-6
Sept. 20	California	L, 24-31
Sept. 27	Wisconsin*	L, 20-38
Oct. 4	at Purdue*	L, 10-43
Oct. 11	Michigan State*	L, 14-49
Oct. 18	at Michigan*	L, 14-56
Oct. 25	Minnesota*	L, 10-36
Nov. 1	at Iowa*	L, 10-41
Nov. 8	at Indiana*	tba
Nov. 22	Northwestern*	tba

**Truman State Bulldogs  
(2-7, 1-5 MIAA)**

Sept. 6	Winona State	L, 13-49
Sept. 13	at Illinois State	L, 6-49
Sept. 20	Pittsburg State*	L, 8-48
Sept. 27	at Washburn*	W, 12-6
Oct. 4	Emporia State*	L, 24-55
Oct. 11	at Missouri Southern	W, 15-3
Oct. 18	Missouri Western*	L, 6-39
Oct. 25	at Central Missouri*	L, 22-28
Nov. 1	at NW Missouri*	L, 0-37
Nov. 8	Missouri-Rolla*	1 p.m.
Nov. 15	at SW Baptist*	2 p.m.

**Eastern Illinois Panthers  
(3-6, 2-3 OVC)**

Aug. 30	California (PA)	W, 27-0
Sept. 13	at Missouri	L, 0-37
Sept. 20	Illinois State	L, 14-21
Sept. 27	at Indiana State	L, 7-23
Oct. 4	at SE Missouri State*	L, 17-30
Oct. 11	Eastern Kentucky*	L, 0-41
Oct. 18	at Murray State*	W, 27-17
Oct. 25	Tennessee-Martin*	W, 29-12
Nov. 1	at Tennessee State*	L, 14-24
Nov. 8	Tennessee Tech	1:30 p.m.
Nov. 15	at Jacksonville State	4 p.m.
Nov. 22	Samford	1:30 p.m.

**Florida Atlantic Owls  
(7-2)**

Aug. 28	at Middle Tennessee State	W, 20-19
Sept. 6	Valdosta State	L, 17-45
Sept. 13	at Central Florida	L, 29-33
Sept. 20	at Youngstown State	W, 13-6
Sept. 27	at #23 Illinois State	W, 28-10
Oct. 4	Texas State	W, 27-14
Oct. 11	Nicholls State	W, 31-23
Oct. 18	Northern Colorado	W, 21-19
Nov. 1	Gardner-Webb	W, 31-26
Nov. 15	Siena	2 p.m.
Nov. 22	at Florida International	2:30 p.m.

**Northern Iowa Panthers  
(8-1, 5-0 GFC)**

Aug. 30	at Iowa State	L, 10-17
Sept. 6	Northern Michigan	W, 62-0
Sept. 18	at Stephen F. Austin	W, 38-24
Sept. 27	Northwestern State	W, 43-10
Oct. 4	at Illinois State*	W, 16-7
Oct. 11	Indiana State*	W, 22-14
Oct. 18	at SMS*	W, 26-20
Oct. 25	at Western Illinois*	W, 38-30
Nov. 1	Youngstown State*	W, 47-9
Nov. 8	at Western Kentucky*	4 p.m.
Nov. 15	Southern Illinois*	5:05 p.m.

**Southern Illinois Salukis  
(9-0, 5-0 GFC)**

Aug. 28	Quincy	W, 64-14
Sept. 6	at SE Missouri State	W, 28-7
Sept. 13	Murray State	W, 32-7
Sept. 27	St. Joseph's	W, 75-0
Oct. 4	at Indiana State*	W, 37-14
Oct. 11	Illinois State*	W, 45-17
Oct. 18	at Western Illinois*	W, 37-32
Oct. 25	SMS*	W, 20-6
Nov. 1	at Western Kentucky*	W, 28-24
Nov. 8	Youngstown State	6 p.m.
Nov. 15	at Northern Iowa*	5:05 p.m.

**Western Kentucky Hilltoppers  
(6-3, 3-2 GFC)**

Aug. 28	Union	W, 51-3
Sept. 6	West Virginia Tech	W, 67-3
Sept. 20	Eastern Kentucky	W, 36-6
Sept. 27	at Auburn	L, 3-48
Oct. 4	at Western Illinois*	L, 28-33
Oct. 11	SMS*	W, 9-6
Oct. 18	at Illinois State*	W, 27-24
Oct. 25	at Indiana State*	W, 59-14
Nov. 1	Southern Illinois*	L, 24-28
Nov. 8	Northern Iowa*	4 p.m.
Nov. 15	at Youngstown State*	12 p.m.

**Youngstown State Penguins  
(5-5, 2-3 GFC)**

Aug. 28	Edinboro	W, 35-11
Sept. 6	Slippery Rock	W, 45-12
Sept. 13	at Kent State	L, 13-16
Sept. 20	Florida Atlantic	L, 6-13
Sept. 27	at Liberty	W, 34-3
Oct. 4	SMS*	W, 34-7
Oct. 11	Western Illinois*	L, 20-54
Oct. 18	at Indiana State*	W, 30-24 (ot)
Oct. 25	Illinois State	L, 25-35
Nov. 1	at Northern Iowa*	L, 9-47
Nov. 8	at Southern Illinois*	7 p.m.
Nov. 15	Western Kentucky*	1 p.m.

**Western Illinois Leathernecks  
(5-3, 2-2 GFC)**

Aug. 28	Wayne State	W, 35-3
Sept. 4	at Eastern Michigan	W, 34-12
Sept. 13	at LSU	L, 7-35
Sept. 20	Tennessee-Martin	W, 56-0
Oct. 4	Western Kentucky*	W, 33-28
Oct. 11	at Youngstown State*	W, 54-20
Oct. 18	Southern Illinois*	L, 32-37
Oct. 25	Northern Iowa*	L, 30-38
Nov. 1	at Illinois State*	W, 24-20
Nov. 8	at Indiana State*	11 a.m.
Nov. 15	SMS*	1:05 p.m.

**SMS Bears  
(4-5, 1-4 GFC)**

Aug. 28	East Central	W, 48-0
Sept. 13	at Oklahoma State	L, 3-42
Sept. 20	at SE Missouri State	W, 17-10
Sept. 27	Bacone College	W, 51-14
Oct. 4	at Youngstown State*	L, 7-34
Oct. 11	at Western Kentucky*	L, 6-9
Oct. 18	Northern Iowa*	L, 20-26
Oct. 25	at Southern Illinois*	L, 6-20
Nov. 1	Indiana State*	W, 45-10
Nov. 8	Illinois State*	1 p.m.
Nov. 15	at Western Illinois*	1:05 p.m.

**Indiana State Sycamores  
(3-7, 0-5 GFC)**

Aug. 28	at Ball State	L, 7-31
Sept. 6	Florida International	W, 13-10
Sept. 13	at Indiana	L, 3-33
Sept. 20	at Murray State	W, 17-10
Sept. 27	Eastern Illinois	W, 23-7
Oct. 4	Southern Illinois*	L, 14-37
Oct. 11	at Northern Iowa*	L, 14-22
Oct. 18	Youngstown State*	L, 24-30
Oct. 25	Western Kentucky*	L, 14-59
Nov. 1	at SMS*	L, 10-45
Nov. 8	Western Illinois*	1 p.m.
Nov. 15	at Illinois State*	1:30 p.m.