



Redbird Football

GAME NOTES

Contact: Todd Kober, Director of Media Relations • 309/438-3805 • Fax: 309/438-5634 • Cell: 309/310-7112 • gtkober@ilstu.edu

GAME #8

**#9 Western Ky.**
(4-2, 1-1)

AT

Illinois State
(3-4, 0-2)**WHEN:** Saturday, October 18, 2003**WHERE:** Hancock Stadium • Normal, Ill.**TIME:** 2:37 p.m. CDT**TELEVISION:** Today's game will be joined in progress at 3 p.m. CDT on Fox Sports Midwest, seen live on the Hilltopper Sports Satellite Network and tape delayed at 6 p.m. CDT on MetroSports. Talent includes Mitch Holthus (play-by-play), Richard Baldinger (color) and Scott Warmann (sideline).

REDBIRD RADIO NETWORK

Greg Halbleib will handle play-by-play duties, while Ted Schmitz handles color commentary. Bruce Evans reports from the sidelines and Tim Fisher is the studio host. Affiliates are flagship WJBC, AM 1230 (Bloomington), WLDC, 98.9 FM (Dwight), WBIG, AM 1280 (Aurora), WZOE, AM 1490 (Princeton) and WDI, AM 1510 (Highland). All Illinois State athletic events broadcast by WJBC, including the weekly coaches shows, can be heard on a live internet stream at www.wjbc.com. Redbird game broadcasts are also available at sports.yahoo.com/ncaa/teams/iid. To hear broadcasts on the phone, call TEAMLINE (800/846-4700/code 1152) with Visa or MasterCard.

The Game Facts

- ▶ This is the 10th meeting between the two schools with Western Kentucky leading the series 7-2. WKU has won the last two meetings ending the Redbirds string of two straight victories in the series.
- ▶ The last time the reigning NCAA I-AA national champions played in Hancock Stadium was November 14, 1998. That season the Redbirds routed defending champ Youngstown State 48-14.
- ▶ Today's game is Homecoming 2003 on the Illinois State campus.
- ▶ The Redbirds, under head coach Denver Johnson, are 2-1 in Homecoming games and have won two straight with a 30-20 win over SMS last season and a 42-14 victory over Northern Iowa in 2001.
- ▶ Under Johnson, the Redbirds own a 7-13 mark when coming off of a loss. The 'Birds have not lost four straight games since 2001 when the 'Birds dropped a 44-30 decision at No. 5 Youngstown State.
- ▶ The 'Birds have lost two straight games at Hancock Stadium and have not lost three in a row on their home field since the 2001 season.

2003 Western Kentucky Schedule

Aug. 28	Union	W, 51-3
Sept. 6	West Virginia Tech	W, 67-3
Sept. 20	Eastern Kentucky	W, 36-6
Sept. 27	at Auburn	L, 3-48
Oct. 4	at Western Illinois*	L, 28-33
Oct. 11	SMS*	W, 9-6
Oct. 18	at Illinois State*	2:37 p.m.
Oct. 25	at Indiana State*	2:05 p.m.
Nov. 1	Southern Illinois*	4 p.m.
Nov. 8	Northern Iowa*	4 p.m.
Nov. 15	at Youngstown State*	12 p.m.

www.redbirds.org

The Coaches

▶ Illinois State

Denver Johnson is in his fourth season at Illinois State and owns a 18-22 (.450) overall record with the Redbirds. Prior to guiding the 'Birds, Johnson was the head coach at Murray State where he compiled a 21-12 mark. Johnson, 44, is a 1981 graduate of Tulsa and his six-year head coaching record stands at 39-34 (.534). He is also 1-4 against Western Kentucky.

▶ Western Kentucky

David Elson (Butler '94) is in his first season at the helm of the Hilltopper football program. Elson owns a 4-2 (.667) mark at Western Kentucky, his first head coaching position. Elson spent the last seven seasons at WKU as an assistant and the last two as the defensive coordinator for the Hilltoppers.

Illinois State Season Schedule/Results

Date	Opponent	Location	Result/Time	Notes
Aug. 28	Drake	Normal, Ill.	W, 27-13	'Birds grind out 282 yards on the ground to DU's 61.
Sept. 6	at Illinois (ESPN+)	Champaign, Ill.	L, 22-49	Dwayne Smith lit up the Illini defense on 14 catches for 243 yards.
Sept. 13	Truman State	Normal, Ill.	W, 49-6	42 first half points, 6 rushing TDs and 544 total yards highlight win.
Sept. 20	at #18 Eastern Illinois (FSN)	Charleston, Ill.	W, 21-14	Redbirds rally in fourth quarter, finish with 482 yards of total offense.
Sept. 27	Florida Atlantic	Normal, Ill.	L, 10-28	ISU offense stalls on third downs going 4-for-18.
Oct. 4	#15 Northern Iowa [^]	Normal, Ill.	L, 7-16	UNI's 16 fourth-quarter points spoil Redbird upset bid.
Oct. 11	at #8 Southern Illinois [^]	Carbondale, Ill.	1:30 p.m.	SIU logs 358 yards rushing, Redbirds again stall on third down (4-of-13).
Oct. 18	#9 Western Kentucky[^] (FSN)	Normal, Ill.	2:37 p.m.	Redbirds are 0-2 against WKU since the 'Toppers joined the GFC.
Oct. 25	at Youngstown State [^]	Youngstown, Ohio	3:00 p.m.	Leave the state of Illinois for the first time all season.
Nov. 1	Western Illinois [^]	Normal, Ill.	1:30 p.m.	WIU has won five of the last six games in Hancock.
Nov. 8	at SMS [^]	Springfield, Mo.	1:00 p.m.	'Birds have won three of the last four games in the series.
Nov. 15	Indiana State [^]	Normal, Ill.	1:30 p.m.	Illinois State is riding a five-game winning streak in the series.

[^] Gateway Football Conference game

THE TALE OF THE TAPE

	WKU	Illinois State
Scoring	194/32.3	153/21.9
Scoring Defense	96/16.0	171/24.4
Passing Yards	794/132.3	1242/177.4
Passing Defense	1043/173.8	1243/177.6
Rushing Yards	1358/226.3	1460/208.6
Rushing Defense	628/104.7	1167/166.7
Total Offense	2152/358.7	2702/386.0
Total Defense	1671/278.5	2410/344.3
Kickoff Returns	16/411	23/461
Kick Return Average	25.7	20.0
Punt Returns	20-287	15-113
Punt Return Average	14.4	7.5
Interceptions	5-16	6-16
Fumbles-Lost	12-5	8-3
Penalties	46-380	69-672
Punts/Net Average	25/37.5	47/38.3
Time of Possession	29:40	29:29
3 rd Down Conversions	30/79	44/114
4 th Down Conversions	2/7	5/11

INJURY UPDATE

- DL Josh Chrestman (right knee) out
Games Missed: SIU
- DB Leon Kittrell (right knee) out
Games Missed: SIU
- DL Nick Rohrer (right knee) out
Games Missed: Drake, Illinois, TSU, UNI, SIU
- OL Shawn Wiza (right knee) out
Games Missed: FAU, UNI, SIU

Scouting the Hilltoppers

- Western Kentucky is located in Bowling Green, Ky., and has an enrollment of 17,770. A member of the Gateway Football Conference, WKU was founded in 1906 and began competing in football in 1913.
- After opening the 2002 campaign with a 2-3 mark, the Hilltoppers won their next 10 games on way to their first ever national championship with a 34-14 win over McNeese State in the title game.
- Of the 96 points that Western Kentucky has allowed this season, 74 have come in the first half. The Hilltoppers have only allowed 22 second half points.
- WKU returns 14 starters from the 2002 championship team, including six on offense and seven on defense.
- The Hilltoppers average 32.3 points per game, which ranks No. 20 nationally.
- Sophomore Lerron Moore has taken over tailback duties with the departure of Jon Fraizer. Moore legged 192 yards in last weeks 9-6 win over SMS. Ranked No. 3 in the GFC and No. 22 nationally, Moore has gained 645 yards on the season, averaging 5.0 yards per carry and 107.5 per game. He also has 5 TDs.
- True freshman Justin Haddix leads the Hilltopper offense. Haddix has completed 47.7 percent of his tosses on 53-for-111 passing for 751 yards. He has six touchdown passes, but has three interceptions. Haddix ranks No. 56 nationally in passing efficiency (117.01) and No. 93 in total offense (133.50).
- All-conference selection Erik Dandy leads the WKU defense. He has a team-high 57 tackles on the season, with nine TFLs, two interceptions and two fumble recoveries.

Wringing the Bling Bling

Weighed by their diamond and gold clad bands, reigning NCAA I-AA national champions have not had the best of luck against the Redbirds in the season following their championship run. Today's game is the fifth time the 'Birds have faced the defending champion and in the first four meetings, ISU owns a 3-1 mark, including a 2-0 record in Hancock Stadium. The 'Birds downed Youngstown State 48-14 in 1998 and 30-13 again in 1995 at Youngstown. In 1984, the Redbirds dropped Southern Illinois 35-7. In the three victories, the 'Birds won by an average of 37.6 to 11.3. Their only loss came in 1992 at Youngstown, 34-10.

Papoccia Picks a Pair of Passes

It is unknown if senior linebacker **Andrew Papoccia** has picked any pickled pepper, but he is definitely snagging opponent passes. Papoccia picked his second interception of the season at Southern Illinois and the third of his career. Both interceptions this season, his first was at Illinois, have come off sideline patterns.

Souzy Playmaker

At Southern Illinois, quarterback **Mike Souza** passed for 207 yards and ran for an additional 18. The 225 yards of total offense put the Gateway Football Conference leader (214.43) over the 3,000-yard mark for his career. Souza has accumulated 3,129 yards of total offense in his two years with the Redbirds. His total ranks No. 8 in the Redbird record books and he is the 10th player in Illinois State history to reach the 3,000-yard plateau. He is averaging 173.8 yards per game for his career, which is second all-time behind Kevin Glenn's 238.2 yards per contest.

Gateway Grigsby

A year ago, Gateway Defensive Player of the Year **Boomer Grigsby** gathered 128 of his nation's best 179 tackles in league play. In two games this season, Grigsby has raised the bar once again in conference games as the Canton, Ill., native has totaled 33 tackles with a TFL and a pass break-up.

Gene Gets a Gilot of Tackles Too

Senior **Gene Gilot** seems to have fully recovered from his season-ending knee injury a year ago. Gilot is second on the team in stops with 75 tackles, trailing only **Boomer Grigsby**. At Southern Illinois, Gilot led the Redbird defense with 16 tackles for his third straight double-digit effort and his fourth of the season.

Dynamite Dwayne

Since his arrival on the ISU campus, wide receiver **Dwayne Smith** has been an offensive explosion. At Southern Illinois, Smith collected four catches for 85 yards and now has 975 yards for his ISU career. With 25 more yards, he will become only the 11th receiver in Redbird history to post 1,000-yards receiving.

This Schedule is Starting to Get a Little Rank

For the Redbirds, the game against Western Kentucky marks the third-straight contest against a ranked opponent and the fourth of the season. In addition, in two weeks for Illinois State is a game against Western Illinois, who is also ranked nationally.

Get Your Picks on Route 66

With another interception at Southern Illinois, the Redbird defense now has six picks on the season through seven games, two more than it did all of last season. **Andrew Papoccia** leads the 'Birds with two picks, while **Tyler Larick**, **William Rolle**, **Antwan Oliver** and **Sam Yeargin** each have one.

ILLINOIS STATE MEDIA RELATIONS

Director of Media Relations Todd Kober
Office Phone (309) 438-3805
Home Phone (309) 454-3048
Cell (309) 310-7112
E-mail gtkober@ilstu.edu
Graduate Assistant Mike Krizman
Office Phone (309) 438-7748
Cell (847) 528-2066
E-mail makrizm@ilstu.edu
Fax (309) 438-5634

INTERVIEW PROCEDURES

Postgame interviews following home contests are conducted in the team room (second floor) of the Kaufman Football Building. A golf cart is available to transport representatives from the visiting team to the interview area. TV lighting is also provided. After road games, representatives will be brought to a designated area. The locker room is closed at all times.

Redbird Ticket Office • (309) 438-8000

Double Back

Much has been made of running back tandems in the Gateway Football Conference, but the Redbirds' **Demetrus Johnson** and **Sha-Ron Edwards** are only 47 yards shy of ranking at the top. Johnson has legged 504 yards on the season, while Edwards has gained 503 on the ground. With a total of 1,007 yards, the Redbird duo only trails UNI's Terrance Freney (679) and Richard Carter (374) with 1,053 yards.

Home Hasn't Been as Sweet

With the 16-7 loss to Northern Iowa, the Redbirds dropped back-to-back home games for the first time since October 13, 2001. Prior to UNI, the 'Birds dropped a 28-10 decision against Florida Atlantic. In 2001, the 'Birds fell to Southwest Texas State and Western Illinois in successive losses at Hancock Stadium.

Recent Recision

Through the first four games, the Redbird offense was a high-powered juggernaut. In the last three, it has looked mortal. To open the season, the 'Birds were averaging 29.8 points and 462.5 yards per game. In losses to FAU, UNI and SIU, the 'Birds averaged 11.3 points and 284 yards of offense. The biggest difference has been in the ground game where the 'Birds went from 266.2 yards down to 131.7. By rushing attempt, the 'Birds were logging 5.8 yards per carry, as opposed to 3.5 in the last three games.

Could Lightning Strike Twice?

Illinois State's 21-14 win at No. 18 Eastern Illinois marked the seventh straight season in which the Redbirds have beaten at least one ranked foe. In those seven seasons, the Redbirds have beaten multiple ranked teams in three of the years. The 'Birds have won 11 of their last 24 tilts against ranked I-AA foes.

Break Away DJ

Twice this season running back **Demetrus Johnson** has scampered 49 yards for a touchdown. Johnson's pair of 40-yard TD runs against Eastern Illinois and Truman State is the most by a Redbird running back since 1998, when current Dallas Cowboy Aveion Cason rushed for three 40-plus yard scoring runs.

The Great Grigsby

Junior linebacker **Boomer Grigsby** continues his climb up the top 10 list of all-time Redbird tacklers. With 12 against SIU, Grigsby now has 374 tackles in his career, which ranks No. 5, and he is one of only 11 Redbirds to ever record 300 tackles in their career. He has averaged 12.6 stops per game throughout his career, which would be the best average in Redbird history. With performances like that it's no wonder why Grigsby was the nation's top tackler in 2002 with 179 stops, as well as the top returning vote-getter and the player to beat for the 2003 Buck Buchanan Award, which is given to the top I-AA defensive player.

Consistent Carroll

Junior **Stephen Carroll** is starting to kick his way into the Redbird record books. Carroll converted a 50-yard field goal at SIU, the 34th of his career, which ranks No. 3 all-time. Carroll has also continued his consecutive PAT streak with 65. Carroll now has 176 points for his career, which is tied for No. 4 in ISU history.

A Heroic Homecoming...

For wide receiver **Dwayne Smith**, his return to Memorial Stadium on the Illinois' campus was almost perfect. The only thing the 6-foot-3 senior didn't catch was an Illinois State victory. In a career game on the field where it all started, Smith hauled in a Redbird record 14 passes, topping the six-year mark of Darnell Jones by one. Smith's 14 grabs covered 243 yards, just 16 yards shy of another school mark and the second best receiving total in school history. In addition, Smith's 14 catches and 243 yards claimed the Memorial Stadium record for catches and receiving yards in the 79-year history of the facility.

A Schedule of Firsts

For the first time in the history of Illinois State football, the Redbirds will be playing a 12-game schedule. In addition, the 'Birds will host seven of the 12 contests at Hancock Stadium, which is the largest regular-season home slate in school history.

A Namesake Schedule

In addition to many firsts, the 2003 schedule is a perfect fit for Illinois State – since the Redbirds will only leave the state of Illinois twice all season. How fitting for a state university. The Redbirds won't leave the Land of Lincoln until October 25, when Illinois State travels to Youngstown State. Two weeks later, the Redbirds will face SMS in Springfield, Mo.

All-America U

Illinois State's football program has produced at least one all-American player in 17 of its last 21 seasons. Over the last five seasons, 19 players from ten different positions have been honored. **Boomer Grigsby** and Jonathan Friend were both honored following the 2002 season.

THE LAST TIME THEY MET

Western Kentucky Shuts Out 'Birds, 9-0

November 2, 2002

BOWLING GREEN, Ky. – Western Kentucky kicker Peter Martinez converted three of his five field goal attempts to provide the only offense in a game dominated by defense as Illinois State fell to the Hilltoppers, 9-0.

The Redbirds were shut out for the first time since they lost 52-0 at Northern Illinois on September 9, 2000.

Illinois State, 5-4 overall, 3-2 in the Gateway, never got its offense in rhythm, had only seven first downs and was unable to get the ball in Hilltopper territory the entire game. Boomer Grigsby led the 'Birds on defense with 19 total tackles.

Quincy Washington finished with 66 yards on the ground for Illinois State and broke the 1,000-yard mark on the season, while Michael Souza was 8-for-21 passing for 58 yards.

The Hilltopper defense hounded the Redbirds the entire game recording five sacks and an interception.

Western Kentucky (7-3, 5-1) missed an early opportunity to jump on the scoreboard when Martinez missed a 34-yard field goal at the 8:27 mark of the first quarter when the ball hit the right upright.

A sack on third down by Jonathan Friend and Ray Robinson with five minutes left in the first quarter ended the Hilltoppers' next drive and also kept the game scoreless through one period.

Western Kentucky was able to start from the ISU 34-yardline on the ensuing possession after forcing the Redbirds to punt from their endzone and took a 3-0 lead with 10:40 left in the first half on a 20-yard field goal.

An interception by Souza gave the Hilltoppers the ball at their own 49 yardline and resulted in a nine-play, 34-yard drive that was capped by a 34-yard field goal by Martinez for a 6-0 WKU lead.

With 4:35 remaining in the third quarter, Martinez converted a 24-yard field goal to give WKU a 9-0 lead on a five-play, 51-yard drive highlighted by a 47-yard completion from Jason Michael to Jerome Reaves.

SCORE BY QUARTERS

Illinois State	0	0	0	0	-	0
Western Ky.	0	6	3	0	-	9

SCORING SUMMARY

WKU – Martinez 20-yd field goal, 10:37, 2Q
 WKU – Martinez 34-yd field goal, :12, 2Q
 WKU – Martinez 24-yd field goal, 4:35, 3Q

TEAM STATISTICS

	ISU	WKU
First Downs	7	15
Rushing Attempts-Yards	27-62	61-259
Passing	21-8-1	8-3-0
Passing Yards	58	77
Total Offense	120	336
Fumbles-Lost	1-0	3-0
Penalties-Yards	4-39	5-34
Time of Possession	22:34	37:36

INDIVIDUAL LEADERS

RUSHING (ILS) – Washington 15-66, Edwards 3-14, Souza 9-(18). **(WKU)** – Fraizer 30-119, Bradley 14-67, Johnson 5-56, Miller 4-14, Michael 7-3, Reaves 1-0.

PASSING (ILS) – Souza 8-21-1-58. **(WKU)** – Michael 2-7-0-52, Reaves 1-1-0-25.

RECEIVING (ILS) – Larson 2-20, Laurenti 1-14, Smith 1-11, Golson 1-6, Hunter 1-5, Barber 1-2, Washington 1-0. **(WKU)** – Reaves 1-47, Rooney 1-25, Hayes 1-5.

ATTENDANCE – 5,600

2003 Redbird Captains:

#69 • Jim Ferguson

#46 • Boomer Grigsby

#12 • Andrew Papocchia

#97 • Ray Robinson

#5 • Mike Souza

THE GATEWAY FOOTBALL CONFERENCE

Here's a short and concise breakdown of one of the nation's premier NCAA I-AA football leagues:

2003 GFC STANDINGS

	W	L	PCT	W	L	PCT
Southern Illinois	2	0	1.000	6	0	1.000
Northern Iowa	2	0	1.000	5	1	.833
Western Illinois	2	0	1.000	4	1	.800
Youngstown State	1	1	.500	4	2	.667
Western Kentucky	1	1	.500	3	2	.600
Illinois State	0	2	.000	3	4	.429
SMS	0	2	.000	2	3	.400
Indiana State	0	2	.000	2	4	.333

THIS WEEK IN THE GATEWAY**October 18**

- Southern Illinois at Western Illinois, 1:05 p.m.
- Youngstown State at Indiana State, 1:05 p.m.
- Northern Iowa at SMS, 1:30 p.m.

2003 PRESEASON POLL

1. Western Illinois (24)	247
2. Western Kentucky (6)	218
3. Youngstown State	171
4. UNI (1)	139
5. Illinois State	131
6. Southern Illinois	130
7. SMS (1)	74
8. Indiana State	42

2003 GFC PRESEASON HONORS

Offense – Stafford Davis, OL (first team); Jeremy Melville, OL (honorable mention); Dwayne Smith, WR (honorable mention).

Defense – Boomer Grigsby, LB (first team); Ray Robinson, DL (first team).

2002 GFC POSTSEASON HONORS

Offense – Stephen Carroll, K (honorable mention); Stafford Davis, OL (second team); Vito Golson, WR (second team); Quincy Washington, RB (honorable mention).

Defense – Dennis Butler, DB (honorable mention); Jonathan Friend, DL (first team); Boomer Grigsby, LB (first team); Ray Robinson, DL (second team).

Gateway Defensive Player of the Year – Boomer Grigsby, LB

GATEWAY TELECONFERENCE

Teleconferences featuring the league's head coaches will be conducted each Wednesday during the season (Sept. 10 through Nov. 12). Those participating in the call should dial in five minutes prior to the scheduled start time (10 a.m. CST each Wednesday). Each call can also be accessed at www.gatewayfootball.org. The call-in number is 913/981-5509.

- **Denver Johnson (Illinois State), 10:05 a.m.**
- Tim McGuire (Indiana State), 10:10 a.m.
- Mark Farley (Northern Iowa), 10:15 a.m.
- Jerry Kill (Southern Illinois), 10:20 a.m.
- Randy Ball (SMS), 10:25 a.m.
- Don Patterson (Western Illinois), 10:30 a.m.
- David Elson (Western Kentucky), 10:35 a.m.
- Jon Heacock (Youngstown St.), 10:40 a.m.

All times are central

Another Would Be Grand

For the last three seasons, ISU has gotten 1,000-yard rushing campaigns from Quincy Washington (2002) and Willie Watts (2001 & 2000). The Redbirds have never had a 1,000-yard rusher for four straight seasons.

Transferrable

Since 1993, when the NCAA rules changed to allow players immediate eligibility at the I-AA level, Illinois State has had 37 players transfer from I-A schools. ISU's I-A transfers on this year's roster include: **Cavari Dailey** (DB, Auburn); **Jim Ferguson** (OL, Illinois); **Steve Harris** (DB, Illinois); **Demetrus Johnson** (RB, Minnesota); **Cameron Siskowic** (LB, Washington State); **Dwayne Smith** (WR, Illinois); **Jesus Terrazas** (DL, Illinois); **Joe Walkins** (WR, Auburn) and **Shawn Wiza** (OL, Western Michigan).

Redbird Milestones Under Johnson

Here is a list of the Illinois State players that have either passed for 300 yards or rushed or caught 100 yards under head coach **Denver Johnson's** tenure:

100-Yard Rushing Games

- 210, Quincy Washington vs. Quincy (9/7/02)
- 200, Willie Watts vs. Indiana State (11/10/01)
- 186, Willie Watts vs. EIU (11/11/00)
- 174, Willie Watts at WIU (11/4/00)
- 169, Q. Washington vs. Murray St. (9/21/02)
- 167, Quincy Washington vs. SMS (10/5/02)
- 161, Willie Watts vs. SMS (11/18/00)
- 159, Demetrus Johnson at EIU (9/20/03)
- 158, Willie Watts vs. Northern Iowa (10/27/01)
- 158, Walter James at UNI (9/30/00)
- 156, Willie Watts at SEMO (9/16/00)
- 155, Willie Watts at Murray St. (9/8/01)
- 152, Sha-Ron Edwards vs. Drake (8/28/03)
- 145, Willie Watts vs. W. Va. Tech (8/31/00)
- 135, Willie Watts vs. SEMO (9/22/01)
- 132, Demetrus Johnson vs. Truman St. (9/13/03)
- 127, Quincy Washington vs. WIU (10/12/02)
- 126, Quincy Washington vs. SIU (10/19/02)
- 110, Willie Watts vs. WKU (11/3/01)
- 109, Walter James vs. W. Va. Tech (8/31/00)
- 108, Walter James vs. YSU (10/7/00)
- 104, Quincy Washington at UNI (10/26/02)
- 101, Willie Watts vs. PV A&M (10/21/00)

300-Yard Passing Games

- 385, Mike Souza at Illinois (9/6/03)
- 350, Kevin Glenn vs. SMS (11/18/00)
- 319, Dusty Burk vs. Northern Iowa (10/27/01)
- 310, Dusty Burk at Indiana St. (10/14/00)

100-Yard Receiving Games

- 243, Dwayne Smith at Illinois (9/6/03)
- 183, Vito Golson vs. Northern Iowa (10/27/01)
- 136, Vito Golson at Indiana State (11/16/02)
- 136, Gerry Davis at UNI (9/30/00)
- 115, Justin Frierson vs. W. Va. Tech (8/31/00)
- 113, Vito Golson vs. SIU (10/19/02)
- 110, Vito Golson vs. MSU (9/21/02)
- 109, Vito Golson at INS (10/14/00)
- 107, Mark Schaeve vs. WKU (11/3/01)
- 107, Steve Kostro vs. EIU (11/11/00)
- 105, Mark Schaeve vs. WIU (10/13/01)
- 102, Jon Laurenti vs. SMS (11/18/00)

I-AA Committee a Little "Weis"er

Illinois State athletics director **Perk Weisenburger**, a Central Michigan alum, is entering his third year on the NCAA Division I-AA Football Committee. Among other things, the committee seeds the field and selects the eight at-large teams for the I-AA championship.

We Win ...

- Illinois State teams have won 112 conference championships -- an average of more than five per year -- since beginning Division I conference play in 1982 (from 1971-81, ISU was a Division I independent). Redbird teams compete in two different conferences.
- The football team plays in the Gateway, 17 sports compete in the Missouri Valley and the gymnastics team competes as an independent.
- Illinois State finished in the top four in 10 of 17 Valley titles during 2001-02, including league titles by men's cross country, women's tennis and softball and a tournament championship by women's tennis.
- ISU has won 16 conference All-Sports Trophies since '82, including five of the last eight in the MVC.
- Illinois State has been in the Gateway Football Conference for 17 years and has won 20 games in the last five years while winning 22 over its first 13 years of membership.

...But Not At The Expense of Good Grades

Illinois State didn't forget the "student" in student-athlete while it was piling up all its outstanding performances during the 2002-03 school year. Redbird athletics had another student-athlete (Abby Scott, softball) named a Bone Scholar, the highest undergraduate academic honor at Illinois State. Scott became the eighth athlete to receive the honor in the last five years. In 2001, former linebacker Adam Waugh, who was named a National College Scholar-Athlete by The National Football Foundation and College Hall of Fame, became the third Redbird football player to receive the honor.

ILLINOIS STATE DEPTH CHART

OFFENSE

LT	51	Mike Stegeman	6-5	285	So.-1L
	75	Janiah Downing	6-3	210	Fr.-RS
LG	64	Stafford Davis	6-1	280	So.-1L
	78	Kory Andersen	6-2	267	Fr.-RS
C	61	Jeremy Melville	6-4	266	Jr.-2L
	60	Geoff Pearson	6-2	275	Jr.-Sq.
RG	69	Jim Ferguson	6-3	267	Sr.-2L
	77	Joe Pantoja	6-2	269	Jr.-1L
RT	63	Matt Pezdek	6-4	308	Jr.-1L
	77	Joe Pantoja	6-2	269	Jr.-1L
WR	80	Dwayne Smith	6-3	194	Sr.-1L
	88	Avery Massengale	6-4	225	Jr.-TR
WR	9	Joe Walkins	5-9	177	Jr.-TR
	13	Ramon Barber	6-0	188	So.-1L
TE	83	Steve Statz	6-5	260	So.-1L
OR	89	Mike Larson	6-4	252	Jr.-1L
QB	5	Mike Souza	6-0	177	Sr.-1L
	18	Yance Vaughan	6-3	204	Jr.-Sq.
RB	31	Sha-Ron Edwards	6-0	201	Sr.-1L
	20	Demetrus Johnson	5-9	185	Jr.-TR
FB	82	Kevin Kreger	6-0	226	So.-1L
	32	Earl Newby	6-0	215	Fr.-HS

DEFENSE

DE	98	Mike Blough	6-5	224	So.-1L
	96	Anthony Kirkland	6-2	245	Fr.-HS
DT	65	Ryan Thorne	6-2	237	Fr.-RS
	52	Jesus Terrazas	6-2	265	Jr.-TR
DT	73	Justin Martindale	6-3	260	Fr.-RS
	74	Barry Hartman	6-5	270	Fr.-HS
DE	97	Ray Robinson	6-2	230	Sr.-3L
	50	Montell Conner	6-2	228	So.-Sq.
WHIP	12	Andrew Papoccia	5-11	191	Sr.-3L
	36	William Rolle	5-10	191	So.-1L
ILB	42	Gean Gilot	6-0	202	Sr.-2L
	40	Cameron Siskowic	6-2	230	Fr.-TR
ILB	46	Boomer Grigsby	6-0	245	Jr.-2L
	54	Rick Splant	6-2	210	Jr.-2L
ROVER	4	Cavari Dailey	6-1	203	Fr.-TR
	28	James Temple	6-0	200	Fr.-RS
RC	1	Sam Yeargin	5-11	175	Jr.-2L
	17	Cedric Jackson	5-11	188	Sr.-2L
LC	2	Antwan Oliver	5-10	168	Jr.-TR
	21	Cerone Colvin	5-9	181	Sr.-3L
FS	27	Tyler Larick	6-1	201	Jr.-TR
	23	Chris Govan	6-0	187	So.-1L

SPECIALISTS

PK	99	Stephen Carroll	5-11	180	Jr.-2L
	49	Troy Maskel	6-3	247	So.-1L
KO	99	Stephen Carroll	5-11	180	Jr.-2L
	49	Troy Maskel	6-3	247	So.-1L
P	14	Ryan Hoffman	6-2	186	So.-1L
	49	Troy Maskel	6-3	247	So.-1L
LS	67	Jake Weber	6-2	225	Fr.-HS
	82	Kevin Kreger	6-0	226	So.-1L
SS	60	Geoff Pearson	6-2	275	Jr.-Sq.
	67	Jake Weber	6-2	225	Fr.-HS
HD	16	Brian Busser	6-1	184	So.-Sq.
	5	Mike Souza	6-0	177	Sr.-1L
KR	9	Joe Walkins	5-9	177	Jr.-TR
	34	LaShawn Bullock	5-7	166	Fr.-RS
PR	9	Joe Walkins	5-9	177	Jr.-TR
	19	Jonathan Deloach	6-2	185	Fr.-HS

WESTERN KENTUCKY DEPTH CHART

OFFENSE

WR	15	Casey Rooney	6-1	200	Sr.
	86	Earl Clayton	6-3	195	So.
TE	44	Karl Phillips	6-3	235	Fr.
	85	Tommy Crockett	6-2	245	Sr.
LT	71	Buster Ashley	6-4	300	Jr.
	79	Andrew Koon	6-3	275	Fr.
LG	77	Joe Washington	6-3	340	Sr.
	61	Tyrone Mareko	6-3	315	So.
C	75	Ryan Thomas	6-3	300	Jr.
	74	Sean Pugh	6-0	345	So.
RG	62	Anthony Oakley	6-4	295	Sr.
	65	Bill Hewig	6-0	270	So.
RT	60	Daniel Withrow	6-3	300	Sr.
	56	Joe Dolchan	6-3	255	Fr.
WR	13	Shannon Hayes	6-0	180	Sr.
	3	Perez Smith	5-8	185	Jr.
QB	16	Justin Haddix	6-1	200	Fr.
	14	Blake Ladson	6-1	170	Fr.
FB	42	Maurice Bradley	6-1	255	Jr.
	41	Gary Fessel	5-11	225	Fr.
RB	25	Lerron Moore	5-10	220	So.
	5	Chris Miller	6-0	230	Sr.

DEFENSE

LE	54	Chad Kincaid	6-2	230	Sr.
	99	Charlie Phillips	6-3	235	So.
NT	92	Irele Oderinde	5-10	240	Sr.
	91	Chris Walker	6-4	270	Fr.
RE	31	Getty Cavitt	6-1	240	Sr.
	90	Kinnus Paul	6-4	280	Sr.
OLB	11	Brandon Smith	6-1	205	So.
	19	Sam Sexton	6-3	210	Fr.
ILB	48	Karl Maslowski	6-1	225	Sr.
	52	Kerrion Faulkner	5-11	230	So.
ILB	18	Erik Dandy	6-0	205	Sr.
	29	Jami DeBerry	6-0	19	Jr.
OLB	7	Deonté Smith	6-1	210	Jr.
	35	Jonathan Carter	6-2	210	Fr.
CB	20	Jeremy Chandler	5-10	160	Sr.
	28	Kareem Garibaldi	6-0	180	So.
SS	37	Antonio Thomas	6-2	180	Jr.
	33	Darius McCrimon	6-1	195	Sr.
FS	4	Antonio Veals	6-0	190	Sr.
	1	L.A. O'Neal	6-0	185	Fr.
CB	23	Carl Birts	5-10	175	Sr.
	21	Dennis Mitchell	5-8	180	So.

SPECIALISTS

PK	83	Matt Lange	6-0	165	Sr.
	87	Wilson Wickerhalm	5-8	160	Sr.
P	8	Brian Claybourn	6-1	185	Jr.
LS	65	Bill Hewig	6-0	270	So.
HO	8	Brian Claybourn	6-1	185	Jr.
KR	4	Antonio Veals	6-0	190	Sr.
	15	Casey Rooney	6-1	200	Sr.
PR	4	Antonio Veals	6-0	190	Sr.
	13	Shannon Hayes	6-0	185	Sr.

2003 ILLINOIS STATE FOOTBALL TEAM STATS

TEAM STATISTICS	ISU	OPP
SCORING	153	171
Points Per Game	21.9	24.4
FIRST DOWNS	141	122
Rushing	73	59
Passing	60	50
Penalty	8	13
RUSHING YARDAGE	1460	1167
Yards gained rushing	1566	1386
Yards lost rushing	106	219
Rushing Attempts	296	284
Average Per Rush	4.9	4.1
Average Per Game	208.6	166.7
TDs Rushing	12	9
PASSING YARDAGE	1242	1243
Att-Comp-Int	238-115-6	194-94-6
Average Per Pass	5.2	6.4
Average Per Catch	10.8	13.2
Average Per Game	177.4	177.6
TDs Passing	6	11
TOTAL OFFENSE	2702	2410
Total Plays	534	478
Average Per Play	5.1	5.0
Average Per Game	386.0	344.3
KICK RETURNS: #-YARDS	23-461	17-262
PUNT RETURNS: #-YARDS	15-113	19-86
INT RETURNS: #-YARDS	6-16	6-106
KICK RETURN AVERAGE	20.0	15.4
PUNT RETURN AVERAGE	7.5	4.5
INT RETURN AVERAGE	2.7	17.7
FUMBLES-LOST	8-3	12-6
PENALTIES-YARDS	69-672	53-492
Average Per Game	96.0	70.3
PUNTS-YARDS	47-1888	46-1761
Average Per Punt	40.2	38.3
Net punt average	38.3	35.8
TIME OF POSSESSION/GAME	29:29	30:31
3RD-DOWN CONVERSIONS	44/114	40/107
3rd-Down Pct	39%	37%
4TH-DOWN CONVERSIONS	5/11	5/8
4th-Down Pct	45%	62%
SACKS BY-YARDS	16-123	5-29
MISC YARDS	0	0
TOUCHDOWNS SCORED	18	23
FIELD GOALS-ATTEMPTS	9-12	3-4
PAT-ATTEMPTS	16-16	18-21
ATTENDANCE	33359	75869
Games/Avg Per Game	4/8340	3/25290

SCORE BY QUARTERS	1st	2nd	3rd	4th	Total
Illinois State	34	64	33	22	153
Opponents	51	38	21	61	171

2003 ILLINOIS STATE FOOTBALL INDIVIDUAL STATS

RUSHING	G	Att	Gain	Loss	Net Avg	TD	Long	Avg/G
JOHNSON, Demetru	7	92	519	15	504	5.5	6	49 72.0
EDWARDS, Sha-Ron	7	92	506	3	503	5.5	4	31 71.9
SOUZA, Mike	7	67	330	40	290	4.3	0	21 41.4
DAVIS, Tristan	5	16	81	5	76	4.8	1	27 15.2
BULLOCK, LaShawn	4	12	55	4	51	4.2	0	11 12.8
WHITEHEAD, Andre	2	5	37	0	37	7.4	0	12 18.5
NEWBY, Earl	4	3	20	0	20	6.7	1	10 5.0
LATTIMORE, Harry	1	3	15	0	15	5.0	0	8 15.0
VAUGHAN, Yance	2	1	2	0	2	2.0	0	2 1.0
KREGGER, Kevin	7	2	1	1	0	0.0	0	1 0.0
TEAM	2	3	0	38	-38	-12.7	0	0 -19.0
Total.....	7	296	1566	106	1460	4.9	12	49 208.6
Opponents.....	7	284	1386	219	1167	4.1	9	65 166.7

PASSING	G	Effic	Att-Comp-Int	Pct	Yds	TD	Lng	Avg/G
SOUZA, Mike	7	96.71	227-110-6	48.5	1211	6	74	173.0
VAUGHAN, Yance	2	76.04	10-5-0	50.0	31	0	9	15.5
BUSSER, Brian	7	0.00	1-0-0	0.0	0	0	0	0.0
Total.....	7	95.43	238-115-6	48.3	1242	6	74	177.4
Opponents.....	7	114.80	194-94-6	48.5	1243	11	67	177.6

RECEIVING	G	No.	Yds	Avg	TD	Long	Avg/G
SMITH, Dwayne	7	37	505	13.6	2	74	72.1
BARBER, Ramon	7	17	158	9.3	0	30	22.6
MASSENGALE, Aver	6	13	155	11.9	1	24	25.8
JOHNSON, Demetru	7	12	73	6.1	0	20	10.4
ROBINSON, Lauren	7	9	115	12.8	2	22	16.4
LARSON, Mike	7	7	68	9.7	0	21	9.7
WALKINS, Joe	5	6	80	13.3	1	28	16.0
EDWARDS, Sha-Ron	7	6	33	5.5	0	14	4.7
KREGGER, Kevin	7	2	8	4.0	0	5	1.1
JONES, LaMonte	4	2	2	1.0	0	2	0.5
FILIN, Alex	6	1	24	24.0	0	24	4.0
BULLOCK, LaShawn	4	1	8	8.0	0	8	2.0
ARLIS, Victor	2	1	8	8.0	0	8	4.0
DAVIS, Tristan	5	1	5	5.0	0	5	1.0
Total.....	7	115	1242	10.8	6	74	177.4
Opponents.....	7	94	1243	13.2	11	67	177.6

PUNT RETURNS	No.	Yds	Avg	TD	Long
WALKINS, Joe	7	34	4.9	0	14
PAPOCCIA, Andrew	4	46	11.5	0	29
KITTRELL, Leon	2	11	5.5	0	11
HOLAK, Pete	1	12	12.0	0	0
SISKOWIC, Camero	1	10	10.0	0	0
Total.....	15	113	7.5	0	29
Opponents.....	19	86	4.5	0	19

INTERCEPTIONS	No.	Yds	Avg	TD	Long
PAPOCCIA, Andrew	2	0	0.0	0	0
OLIVER, Antwan	1	0	0.0	0	0
LARICK, Tyler	1	4	4.0	0	4
ROLLE, William	1	7	7.0	0	7
YEARGIN, Sam	1	5	5.0	0	5
Total.....	6	16	2.7	0	7
Opponents.....	6	106	17.7	1	40

KICK RETURNS	No.	Yds	Avg	TD	Long
WALKINS, Joe	9	197	21.9	0	29
EDWARDS, Sha-Ron	5	131	26.2	0	35
BULLOCK, LaShawn	4	61	15.2	0	17
JOHNSON, Demetru	2	20	10.0	0	20
LARSON, Mike	1	22	22.0	0	22
KITTRELL, Leon	1	17	17.0	0	17
PAPOCCIA, Andrew	1	13	13.0	0	13
Total.....	23	461	20.0	0	35
Opponents.....	17	262	15.4	0	30

FUMBLE RETURNS	No.	Yds	Avg	TD	Long
Total.....	0	0	0.0	0	0
Opponents.....	0	0	0.0	2	0

SCORING	TD	FGs	Kick	Rush	Rcv	Pass	DXP	Saf	Points
CARROLL, Stephen	0	9-12	16-16	0-0	0	0-0	0	0	43
JOHNSON, Demetru	6	0-0	0-0	0-0	0	0-0	0	0	36
EDWARDS, Sha-Ron	4	0-0	0-0	0-0	0	0-0	0	0	24
SMITH, Dwayne	2	0-0	0-0	0-0	0	0-0	0	0	12
ROBINSON, Lauren	2	0-0	0-0	0-0	0	0-0	0	0	12
DAVIS, Tristan	1	0-0	0-0	0-0	0	0-0	0	0	6
NEWBY, Earl	1	0-0	0-0	0-0	0	0-0	0	0	6
MASSENGALE, Aver	1	0-0	0-0	0-0	0	0-0	0	0	6
WALKINS, Joe	1	0-0	0-0	0-0	0	0-0	0	0	6
SISKOWIC, Camero	0	0-0	0-0	0-0	0	0-0	0	1	2
SOUZA, Mike	0	0-0	0-0	0-1	0	0-1	0	0	0
Total.....	18	9-12	16-16	0-1	0	0-1	0	1	153
Opponents.....	23	3-4	18-21	1-1	1	1-1	0	1	171

TOTAL OFFENSE	G	Plays	Rush	Pass	Total	Avg/G
SOUZA, Mike	7	294	290	1211	1501	214.4
JOHNSON, Demetru	7	92	504	0	504	72.0
EDWARDS, Sha-Ron	7	92	503	0	503	71.9
DAVIS, Tristan	5	16	76	0	76	15.2
BULLOCK, LaShawn	4	12	51	0	51	12.8
WHITEHEAD, Andre	2	5	37	0	37	18.5
VAUGHAN, Yance	2	11	2	31	33	16.5
NEWBY, Earl	4	3	20	0	20	5.0
LATTIMORE, Harry	1	3	15	0	15	15.0
TEAM	2	3	-38	0	-38	-19.0
Total.....	7	534	1460	1242	2702	386.0
Opponents.....	7	478	1167	1243	2410	344.3

FIELD GOALS	FGM-FGA	Pct	01-19	20-29	30-39	40-49	50-59	Lg	Blk
CARROLL, Stephen	9-12	75.0	0-0	4-4	0-1	4-6	1-1	50	1

FG SEQUENCE	Illinois State	OPPONENTS
Drake	(48),(22)	-
Illinois	(27),49,(28),(28)	(40),(28)
Truman State	-	-
Eastern Illinois	(44),(47),42	-
Florida Atlantic	38,(47)	-
Northern Iowa	-	52
Southern Illinois	(50)	(42)


Numbers in parentheses indicate field goal was made.

PUNTING	No.	Yds	Avg	Long	TB	FC	I20	Blkd
MASKEL, Troy	29	1134	39.1	63	2	3	6	0
HOFFMAN, Ryan	17	732	43.1	58	3	4	5	1
TEAM	1	22	22.0	22	0	0	0	0
Total.....	47	1888	40.2	63	5	7	11	1
Opponents.....	46	1761	38.3	60	3	8	19	2

ALL PURPOSE	G	Rush	Rec	PR	KOR	IR	Tot	Avg/G
EDWARDS, Sha-Ron	7	503	33	0	131	0	667	95.3
JOHNSON, Demetru	7	504	73	0	20	0	597	85.3
SMITH, Dwayne	7	0	505	0	0	0	505	72.1
WALKINS, Joe	5	0	80	34	197	0	311	62.2
SOUZA, Mike	7	290	0	0	0	0	290	41.4
BARBER, Ramon	7	0	158	0	0	0	158	22.6
MASSENGALE, Aver	6	0	155	0	0	0	155	25.8
BULLOCK, LaShawn	4	51	8	0	61	0	120	30.0
ROBINSON, Lauren	7	0	115	0	0	0	115	16.4
LARSON, Mike	7	0	68	0	22	0	90	12.9
DAVIS, Tristan	5	76	5	0	0	0	81	16.2
PAPOCCIA, Andrew	6	0	0	46	13	0	59	9.8
WHITEHEAD, Andre	2	37	0	0	0	0	37	18.5
KITTRELL, Leon	6	0	0	11	17	0	28	4.7
FILIN, Alex	6	0	24	0	0	0	24	4.0
NEWBY, Earl	4	20	0	0	0	0	20	5.0
LATTIMORE, Harry	1	15	0	0	0	0	15	15.0
HOLAK, Pete	7	0	0	12	0	0	12	1.7
SISKOWIC, Camero	7	0	0	10	0	0	10	1.4
ARLIS, Victor	2	0	8	0	0	0	8	4.0
KREGGER, Kevin	7	0	8	0	0	0	8	1.1
ROLLE, William								

2003 ILLINOIS STATE FOOTBALL DEFENSIVE STATS

DEFENSIVE LEADERS	GP	TACKLES				SACKS	PASS DEF			FUMBLES		BLKD	
		SOLO	AST	TOTAL	TFL/YDS	NO-YARDS	INT-YDS	BRUP	QBH	RCV-YDS	FF	KICK	SAF
46 GRIGSBY,Boomer	7	59	44	103	10-26	3-15	.	1	1	1-0	1	.	.
42 GILOT,Gean	7	41	36	77	12-20	1-4	.	1	2	1-0	.	.	.
27 LARICK,Tyler	7	23	24	47	.	.	1-4	2	.	1-0	1	.	.
4 DAILEY,Cavari	6	21	13	34	8-33	1-10	.	2	1	.	2	.	.
12 PAPOCCIA,Andrew	6	16	17	33	3-20	2-18	2-0	.	2
36 ROLLE,William	7	15	15	30	2-12	2-12	1-7	.	.	1-0	.	.	.
2 OLIVER,Antwan	7	24	5	29	.	.	1-0	8
97 ROBINSON,Ray	7	22	7	29	8-41	4-31	.	2	8
92 CHRESTMAN,Josh	6	13	14	27	4-19	2-15	.	.	5
73 MARTINDALE,Just	7	12	13	25	6-27	3-15	.	.	5	.	.	1	.
54 SPLANT,Rick	7	17	5	22	1-3
1 YEARGIN,Sam	7	13	5	18	.	.	1-5	5
40 SISKOWIC,Camero	7	8	7	15	1	1
28 TEMPLE,James	7	11	4	15
23 GOVAN,Chris	7	11	4	15	1-1	.	.	1	.	.	1	.	.
98 BLOUGH,Mike	7	9	6	15	2-4	.	.	2	2
65 THORNE,Ryan	6	8	4	12	3-9	.	.	2	4	1-0	.	.	.
21 COLVIN,Cerone	5	7	4	11
96 KIRKLAND,Anthon	7	3	7	10	2-9	.	.	.	2
25 KITTRELL,Leon	6	6	2	8	2-6	.	.	2	.	1-0	.	.	.
44 CAMPBELL,Niall	6	4	3	7	2-1	2	.	.
74 HARTMAN,Barry	7	4	3	7	.	.	.	2	2	.	1	.	.
52 TERRAZAS,Jesus	7	4	2	6	1-3	.	.	1
26 HOLAK,Pete	7	5	1	6	1	.
47 HARRIS,Steve	4	3	1	4
55 WASHINGTON,Noah	7	.	3	3
50 CONNER,Montel	4	.	3	3
37 YEARBY,Sesamir	5	2	1	3	1-0	.	.	.
76 HEFFERNAN,Micha	4	.	2	2	1
17 JACKSON,Cedric	4	1	.	1
5 SOUZA,Mike	7	1	.	1
95 ROHRER,Nick	2	.	1	1	2
82 KREGGER,Kevin	7	1	.	1
32 NEWBY,Earl	4	1	.	1
80 SMITH,Dwayne	7	.	1	1
51 STEGEMAN,Mike	7	1	.	1	1	.	.
64 DAVIS,Stafford	7	1	.	1
61 MELVILLE,Jeremy	7	1-0	.	.	.
Total.....	7	367	257	624	67-234	16-110	6-16	31	37	8-0	9	3	1
Opponents.....	7	252	246	498	33-69	5-29	6-106	30	1	3-0	3	1	1



GAME-BY-GAME INDIVIDUAL STATS

Rushing (Att.-Yds.-TD)

Opponent	Bullock	Edwards	Johnson	Newby	Souza
Drake	INJ	16-152-2	20-82-1	1-5-0	4-23-0
@ Illinois	INJ	5-17-0	8-38-0	0-0-0	16-71-0
Truman St.	INJ	19-93-1	15-132-3	2-15-1	4-39-0
@ E. Illinois	8-48-0	7-15-0	20-159-1	0-0-0	13-45-0
Fla. Atlantic	0-0-0	17-98-0	13-49-0	DNP	15-83-0
N. Iowa	3-0-0	13-40-0	8-25-1	DNP	9-11-0
@ S. Illinois	1-3-0	15-88-1	8-19-0	DNP	6-18-0
Western Ky.					
@ Y'town St.					
W. Illinois					
@ SMS					
Indiana St.					

Passing (Comp.-Att.-Int.-Yds.-TD)

Opponent	Souza	Vaughan
Drake	8-16-1-45-0	1-2-0-8-0
@ Illinois	33-56-0-385-2	DNP
Truman St.	8-11-0-109-1	4-8-0-23-0
@ E. Illinois	15-34-1-215-1	DNP
Fla. Atlantic	13-39-2-100-1	DNP
N. Iowa	16-38-0-150-0	DNP
@ S. Illinois	17-33-2-207-1	DNP
Western Ky.		
@ Y'town St.		
W. Illinois		
@ SMS		
Indiana St.		

Receiving (No.-Yds.-TD)

Opponent	Barber	Edwards	Filin	Johnson	Jones	Larson	Massengale	Newby	Robinson	Smith	Walkins
Drake	3-13-0	0-0-0	0-0-0	1-(-4)-0	1-0-0	0-0-0	DNP	0-0-0	1-7-0	2-29-0	0-0-0
@ Illinois	6-37-0	1-(-1)-0	0-0-0	4-28-0	1-2-0	2-28-0	5-48-0	0-0-0	0-0-0	14-243-2	INJ
Truman St.	1-12-0	0-0-0	1-24-0	1-3-0	DNP	2-9-0	1-9-0	0-0-0	1-22-1	3-43-0	INJ
@ E. Illinois	4-68-0	0-0-0	0-0-0	2-16-0	DNP	0-0-0	2-43-0	0-0-0	1-4-0	4-50-0	2-34-0
Fla. Atlantic	0-0-0	2-2-0	0-0-0	2-0-0	DNP	1-21-0	2-14-0	DNP	2-39-1	3-16-0	0-0-0
N. Iowa	0-0-0	2-20-0	0-0-0	2-30-0	0-0-0	1-8-0	2-30-0	DNP	1-9-0	7-39-0	1-14-0
@ S. Illinois	3-28-0	1-12-0	DNP	0-0-0	0-0-0	1-2-0	1-11-0	DNP	3-34-0	4-85-0	3-32-1
Western Ky.											
@ Y'town St.											
W. Illinois											
@ SMS											
Indiana St.											

Defense (Tackles-Sacks-Int.)

Opponent	Blough	Campbell	Chrestman	Dailey	Gilot	Govan	Grigsby	Harris	Hartman	Heffernan	Kirkland	Kittrell	Larrick
Drake	1-0-0	4-0-0	2-0-0	10-0-0	12-1-0	3-0-0	11-0-0	2-0-0	1-0-0	1-0-0	1-0-0	2-0-0	5-0-0
@ Illinois	1-0-0	2-0-0	4-0-0	2-0-0	9-0-0	1-0-0	21-0-0	0-0-0	0-0-0	1-0-0	0-0-0	1-0-0	8-0-0
Truman St.	1-0-0	1-0-0	5-0-0	INJ.	7-0-0	1-0-0	9-1-0	1-0-0	3-0-0	INJ	1-0-0	4-0-0	3-0-0
@ E. Illinois	1-0-0	0-0-0	2-0-0	6-1-0	9-0-0	7-0-0	11-1-0	1-0-0	0-0-0	INJ	0-0-0	0-0-0	6-0-0
Fla. Atlantic	2-0-0	0-0-0	10-1-0	6-0-0	11-0-0	1-0-0	17-0-0	DNP	0-0-0	0-0-0	1-0-0	0-0-0	2-0-0
N. Iowa	4-0-0	0-0-0	4-1-0	6-0-0	11-0-0	2-0-0	21-0-0	DNP	1-0-0	DNP	2-0-0	1-0-0	8-0-1
@ S. Illinois	5-0-0	0-0-0	INJ.	3-0-0	18-0-0	0-0-0	13-0-0	DNP	2-0-0	DNP	5-0-0	INJ.	
Western Ky.													
@ Y'town St.													
W. Illinois													
@ SMS													
Indiana St.													

Opponent	Martindale	Oliver	Papoccia	Robinson	Rolle	Siskowic	Splant	Temple	Terrazas	Thorne	Yeargin
Drake	6-1-0	3-0-0	6-0-0	5-0-0	2-0-0	4-0-0	5-0-0	3-0-0	2-0-0	1-0-0	1-0-0
@ Illinois	4-0-0	3-0-0	8-0-1	5-0-0	5-0-0	3-0-0	3-0-0	3-0-0	2-0-0	2-0-0	2-0-0
Truman St.	0-0-0	3-0-0	3-1-0	1-0-0	4-0-0	3-0-0	9-0-0	6-0-0	0-0-0	1-0-0	2-0-1
@ E. Illinois	2-1-0	5-0-1	5-1-0	6-3-0	1-1-0	0-0-0	1-0-0	0-0-0	0-0-0	2-0-0	4-0-0
Fla. Atlantic	3-0-0	6-0-0	0-0-0	5-1-0	9-0-0	1-0-0	1-0-0	0-0-0	1-0-0	INJ	3-0-0
N. Iowa	5-1-0	5-0-0	INJ	7-0-0	8-1-0	3-0-0	1-0-0	2-0-0	1-0-0	3-0-0	5-0-0
@ S. Illinois	5-0-0	4-0-0	10-0-1	2-0-0	1-0-0	1-0-0	3-0-0	1-0-0	0-0-0	3-0-0	1-0-0
Western Ky.											
@ Y'town St.											
W. Illinois											
@ SMS											
Indiana St.											

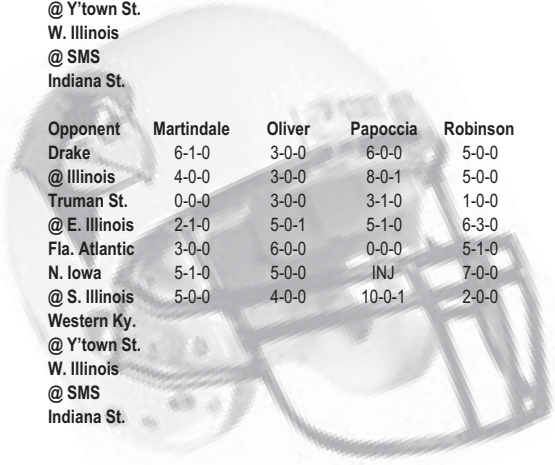
KICKOFFOLOGY

Kickoffs	31
Touchbacks	12
Returns	14
Out of Bounds	0
Fair Catch/Downed	1
Onside Kick	3
Average Starting Position	23.7

POINTS OFF TURNOVERS

Opponent	ISU's Scoring off TOs
Drake	14 (2 TDs)
@ Illinois	3 (1 FG)
Truman St.	14 (2 TDs)
@ E. Illinois	0
Fla. Atlantic	7 (1 TD)
N. Iowa	0
@ S. Illinois	0
Western Ky.	
@ Y'town St.	
W. Illinois	
@ SMS	
Indiana St.	
Total	38 (5 TDs, 1 FG)

Opponent	Scoring off TOs
Drake	0
@ Illinois	7 (1 TD)
Truman St.	0
@ E. Illinois	7 (1 TD)
Fla. Atlantic	7 (1 TD)
N. Iowa	0
@ S. Illinois	21 (3 TDs)
Western Ky.	
@ Y'town St.	
W. Illinois	
@ SMS	
Indiana St.	
Total	42 (6 TDs)

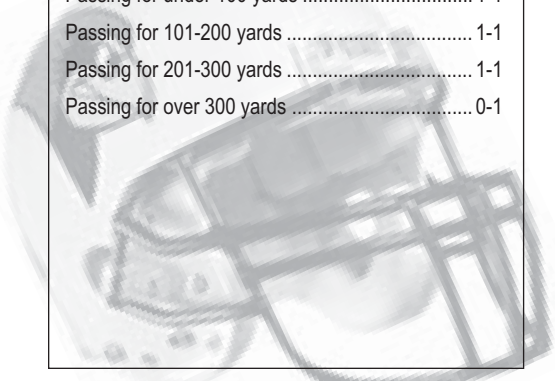


ILLINOIS STATE'S RECORD WHEN ...

Home	2-2
Road	1-2
Gateway	0-2
Grass	0-0
Turf	3-4
Day	1-4
Night	2-0
Score first	1-2
Opponent scores first	2-2
Leading after first quarter	2-1
Tied after first quarter	0-1
Trailing after first quarter	1-2
Leading at halftime	2-1
Tied at halftime	0-0
Trailing at halftime	1-3
Leading after third quarter	2-1
Tied after third quarter	0-0
Trailing after third quarter	1-3
Scoring 10 or less points	0-2
Scoring 11-20 points	0-1
Scoring 21-30 points	2-1
Scoring 31-40 points	0-0
Scoring 41 or more points	1-0
Allowing 10 or less points	1-0
Allowing 11-20 points	2-1
Allowing 21-30 points	0-1
Allowing 31-40 points	0-0
Allowing 41 or more points	0-2
Having less turnovers	2-1
Having more turnovers	0-2
Same number of turnovers	1-1
Scoring a defensive touchdown	0-0
Allowing a defensive touchdown	1-1
Scoring a special team touchdown	0-0
Allowing a special team touchdown	0-1
Rushing for under 100 yards	0-1
Rushing for 101-200 yards	0-2
Rushing for 201-300 yards	2-1
Rushing for over 300 yards	1-0
Passing for under 100 yards	1-1
Passing for 101-200 yards	1-1
Passing for 201-300 yards	1-1
Passing for over 300 yards	0-1

ILLINOIS STATE SCORING PLAYS/DRIVES

Qtr.	Opponent	Time	Scoring Play	Conversion	Plays-Yds.	TOP	Score
1	Drake	4:20	Johnson 17-yard run	Carroll kick	5-67	1:58	6-7
2	Drake	4:44	Edwards 15-yard run	Carroll kick	11-65	5:23	14-6
2	Drake	:44	Carroll 48-yard field goal		8-35	2:28	17-6
3	Drake	12:10	Edwards 31-yard run	Carroll kick	2-37	:36	24-6
4	Drake	10:16	Carroll 22-yard field goal		4-5	1:17	27-6
2	Illinois	7:35	Carroll 27-yard field goal		14-59	6:53	3-21
3	Illinois	7:28	Smith 10-yard pass from Souza	Carroll kick	13-78	5:26	10-31
3	Illinois	5:38	Carroll 28-yard field goal		5-32	1:50	13-31
3	Illinois	1:13	Smith 74-yard pass from Souza	Pass failed	4-80	2:00	19-38
4	Illinois	0:00	Carroll 28-yard field goal		12-58	1:58	22-49
1	Truman State	12:00	Johnson 1-yard run	Carroll kick	5-21	2:18	7-0
1	Truman State	5:00	Robinson 22-yard pass Souza	Carroll kick	4-27	2:22	14-0
1	Truman State	:50	Johnson 49-yard run	Carroll kick	5-77	1:49	21-0
2	Truman State	13:26	Edwards 5-yard run	Carroll kick	4-41	1:28	28-0
2	Truman State	8:11	Davis 1-yard run	Carroll kick	9-36	3:45	35-0
2	Truman State	1:00	Johnson 3-yard run	Carroll kick	11-80	4:30	42-0
3	Truman State	2:39	Newby 10-yard run	Carroll kick	4-20	1:37	49-0
1	Eastern Illinois	9:01	Carroll 44-yard field goal		8-38	3:12	3-7
1	Eastern Illinois	:51	Carroll 47-yard field goal		11-55	4:58	6-14
2	Eastern Illinois	6:02	Massengale 24-yard pass from Souza	Rush failed	10-89	3:00	12-14
4	Eastern Illinois	9:49	Team safety				14-14
4	Eastern Illinois	8:25	Johnson 49-yard run	Carroll kick	3-58	1:18	21-14
2	Florida Atlantic	9:31	Robinson 21-yard pass from Souza	Carroll kick	7-66	2:34	7-0
2	Florida Atlantic	:06	Carroll 47-yard field goal		14-60	2:20	10-14
2	Northern Iowa	7:11	Johnson 16-yard run	Carroll kick	9-60	3:36	7-0
2	Southern Illinois	5:51	Edwards 16-yard run	Carroll kick	5-56	1:37	7-17
3	Southern Illinois	5:19	Carroll 50-yard field goal		10-43	3:24	10-31
4	Southern Illinois	7:45	Walkins 9-yard pass from Souza	Carroll kick	11-80	2:33	17-38



OPPONENT SCORING PLAYS/DRIVES

Qtr.	Opponent	Time	Scoring Play	Conversion	Play-Yds.	TOP	Score
1	Drake	6:26	Taylor 1-yard run	kick failed	3-69	1:07	0-6
4	Drake	2:48	Moroni 17-yard pass from Jostes	McGlade kick	8-85	2:32	13-27
1	Illinois	7:23	Kornfeld 32-yard pass from Beutjer	Gockman kick	4-63	1:47	0-7
1	Illinois	4:28	Hayden 41-yard pass from Beutjer	Gockman kick	5-58	1:43	0-14
1	Illinois	2:03	Hurst 30-yard pass from Beutjer	Gockman kick	3-41	1:11	0-21
2	Illinois	1:18	Gockman 40-yard field goal		15-63	6:17	3-24
2	Illinois	0:00	Williams 66-yard blocked FG	Gockman kick			3-31
3	Illinois	3:13	Virgil 35-yard run	Gockman kick	5-65	2:25	13-38
4	Illinois	10:06	Haywood 4-yard pass from Beutjer	Hayden pass	8-59	3:53	19-46
4	Illinois	1:58	Gockman 28-yard field goal		12-78	5:33	19-49
4	Truman State	5:25	Eads 11-yard run	Kramphoefner kick	9-60	3:10	6-49
1	Eastern Illinois	12:20	Miller 32-yard interception return	Kuehn kick			0-7
1	Eastern Illinois	6:00	Voss 35-yard pass from Vincent	Kuehn kick	6-80	3:01	3-14
2	Florida Atlantic	6:21	Crissinger-Hill 67-yard pass from Allen	Myers kick	2-69	0:51	7-7
2	Florida Atlantic	2:34	Crissinger-Hill 9-yard pass from Allen	Myers kick	6-51	2:37	7-14
3	Florida Atlantic	6:03	Jackson 9-yard run	Myers kick	4-36	1:29	10-21
4	Florida Atlantic	14:37	Sanchez 21-yard run	Myers kick	6-59	1:02	10-28
4	Northern Iowa	14:46	Team safety				7-2
4	Northern Iowa	14:23	Cutright 58-yard pass from Petrie	Freeney rush	2-58	0:17	7-10
4	Northern Iowa	6:55	Freeney 4-yard run	kick failed	5-67	1:29	7-16
1	Southern Illinois	7:42	Coffin 42-yard field goal		9-34	5:10	0-3
1	Southern Illinois	3:20	Abbott 18-yard pass from Robinson	Coffin kick	6-77	2:18	0-10
2	Southern Illinois	10:14	Kupec 21-yard pass from Sambrusky	Coffin kick	13-81	5:30	0-17
2	Southern Illinois	3:14	Koutsos 1-yard run	Coffin kick	6-80	2:37	7-24
3	Southern Illinois	8:49	Johnson fumble recovery	Coffin kick			7-31
4	Southern Illinois	10:18	Koutsos 1-yard run	Coffin kick	11-63	5:45	10-38
4	Southern Illinois	6:57	Koutsos 35-yard run	Coffin kick	2-39	:46	17-45

RANKING THE REDBIRDS NATIONALLY

Team Statistics

Rushing Offense	22	208.57
Passing Offense	73	177.43
Total Offense	34	386.0
Scoring Offense	74	21.86
Rushing Defense	73	166.71
Pass Efficiency Defense	52	114.85
Total Defense	59	344.29
Scoring Defense	67	24.43
Net Punting	4	38.34
Punt Returns	80	7.53
Kickoff Returns	67	20.04
Turnover Margin	39	+0.43
Pass Defense	48	177.57
Passing Efficiency	103	95.41

Individual Statistics in the Top 30

Stephen Carroll-Field Goals	14	1.29
-----------------------------	----	------

GFC PLAYERS OF THE WEEK

Offense

Dwayne Smith	9/7
Demetrus Johnson	9/14
Mike Stegeman	9/21

FOOTBALL GAZETTE PLAYERS OF THE WEEK

Offense

Dwayne Smith	9/8
--------------	-----

PRONUNCIATION KEY

Ramon Barber	Ruh-MON
Mike Blough	rhymes with Plow
Brian Busser	BUS-er
Nial Campbell	NILE
Cerone Colvin	suh-ROAN COHL-vin
J.P. Dundas	DONE-dus
Sha-Ron Edwards	sha-RON
Alex Filin	FILL-in
Evan Allen-Gessesse	ga-SES-a
Gean Gilot	gene guh-LOT
Pete Holak	HOLE-ak
LaMonte Jones	la-MONT-aye
Kevin Kreger	CREE-ger
Joe Pantoja	pan-TOY-yuh
Andrew Papoccia	puh-POE-see
Matt Pezdek	PEZ-deck
Adam Redenius	ruh-DEEN-yus
Laurént Robinson	La-RAUNT
Nick Rohrer	ROAR-er
William Rolle	ROLL
Cameron Siskowic	SIS-co-wick
Mike Souza	SUE-za
Steve Statz	STAHTZ
Mike Stegeman	STEG-eh-man
Jesus Terrazas	ter-RAH-zus
Ryan Thorne	THORN
Shawn Wiza	WIZ-ah
Sesamir Yearby	SEZ-meer
Sam Yeargin	YEER-gun



THE REDBIRD RECORD BOOK

ISU Career Rushing Yards by a QB

1. Adrian Wilson (1988-92)	725
3. Kevin Glenn (1997-00)	561
- Mike Souza (2002-)	514

ISU Career Passing Yards

1. Kevin Glenn (1997-00)	8,251
9. Lester Anderson (1993-96)	2,760
10. Mike Souza (2002-)	2,615

ISU Career Passing TDs

1. Kevin Glenn (1997-00)	62
8. Adrian Wilson (1988-92)	17
- Mike Souza (2002-)	14

ISU Career Receptions

1. Rickey Garrett (1996-99)	177
10. Clarence Miller (1987-91)	81
Jim Fitzpatrick (1977-80)	81
- Dwayne Smith (2002-)	76

ISU Career Receiving Yards

1. Rickey Garrett (1996-99)	2,719
10. Kevin Dixson (1993-94)	1,012
- Dwayne Smith (2002-)	975

ISU Career TD Receptions

1. Rickey Garrett (1996-99)	22
8. Four players with	7
- Dwayne Smith (2002-)	5

ISU Career Total Yards (Net)

1. Kevin Glenn (1997-00)	8,812
7. Danny Barnett (1992-94)	3,444
8. Mike Souza (2002-)	3,129

ISU Career Tackles

1. Galen Scott (1997-00)	579
4. Ryan Szokola (1997-00)	397
5. Boomer Grigsby (2001-)	375
10. Tim Angsten (1995-97, 1999)	320
- Andrew Papoccia (2000-)	218

ISU Career Sacks

1. John Kropke (1984-87)	25
6. Ray Robinson (2000-)	15
Eric Johnson (1994-96)	15
8. Andrew Papoccia (2000-)	14.5
10. Scott Underwood (1986-89)	13.5
Brian Gant (1983-86)	13.5
- Boomer Grigsby (2001-)	9.5

ISU Career Tackles for Loss

1. John Kropke (1984-87)	54
5. Brian Gant (1983-86)	36
6. Andrew Papoccia (2000-)	30
7. Boomer Grigsby (2001-)	29
Wilbert Brown (1988-91)	29
9. Scott Underwood (1986-89)	28
10. Darren Neputy (1987-90)	27
- Ray Robinson (2000-)	2

ISU Career Field Goals

1. Todd Kurz (1993-96)	59
2. Paul Politi (1983-86)	50
3. Stephen Carroll (2001-)	34

ISU Career PATs

1. Jake Strader (1997-00)	141
4. Bruce Hoefnagel (1972-75)	80
5. Stephen Carroll (2001-)	74
Issac Camargo (1978-81)	74

ISU Consecutive PATs Made

1. Paul Politi (1983-86)	85
2. Stephen Carroll (2001-)	65

THE SPORTS NETWORK/CSTV POLL

Team (first place votes)	Pts.	Prv. Rank
1. McNeese State (64)	2,530	1
2. <i>Western Illinois (26)*</i>	2,485	2
3. Villanova (12)	2,409	3
4. Delaware (1)	2,258	4
5. Montana	2,092	6
6. Massachusetts	1,973	7
7. <i>Southern Illinois*</i>	1,917	8
8. Wofford	1,730	10
9. <i>Western Kentucky*</i>	1,704	9
10. Georgia Southern	1,477	11
11. <i>Northern Iowa*</i>	1,441	12
12. Bethune-Cookman	1,304	13
13. Furman	1,303	5
14. Northern Arizona	1,292	14
15. Pennsylvania	1,093	15
16. Grambling State	995	16
17. Southern (1)	967	18
18. Colgate	966	17
19. Northwestern State	759	20
20. Maine	615	21
21. Idaho State	503	22
22. Harvard	398	23
23. <i>Florida Atlantic</i>	261	NR
24. Fordham	244	25
25. North Carolina A&T	138	NR

*Gateway Football Conference member
Illinois State opponent

ESPN/USA TODAY POLL

Team (first place votes)	Pts.	Prv. Rank
1. McNeese State (29)	1,002	1
2. <i>Western Illinois (8)*</i>	978	2
3. Villanova (3)	951	3
4. Delaware	898	4
5. Montana	821	6
6. Massachusetts	769	7
7. <i>Southern Illinois*</i>	753	8
8. Wofford	697	10
9. <i>Western Kentucky*</i>	693	9
10. Georgia Southern	601	11
11. <i>Northern Iowa*</i>	565	13
12. Northern Arizona	518	14
13. Bethune-Cookman	506	12
14. Furman	490	5
15. Grambling State	405	16
16. Pennsylvania	398	15
17. Southern (1)	395	18
18. Colgate	373	17
19. Northwestern State	288	20
20. Maine	249	21
21. Idaho State	229	22
22. Harvard	148	24
23. Fordham	100	25
24. <i>Florida Atlantic</i>	96	NR
25. North Carolina A&T	54	NR

*Gateway Football Conference member
Illinois State opponent

REDBIRDS IN THE POLLS

	TSN/CSTV	USA Today/ESPN
Pre-season	NR	NR
Week 1	NR	No Poll
Week 2	NR	NR
Week 3	NR	NR
Week 4	23	24
Week 5	NR	NR
Week 6	NR	NR
Week 7	NR	NR

THE LAST TIME ILLINOIS STATE ...

Had Two 100-Yard Rushers: Willie Watts (145) and Walter James (109) vs. West Virginia Tech, 8/31/00

Had a 70-Yard Run: 77, Willie Watts vs. Northern Iowa, 10/27/01

Had a 70-Yard Pass Completion: 74, Mike Souza to Dwayne Smith at Illinois, 9/6/03

Had a 200-Yard Rusher: 210, Quincy Washington vs. Quincy, 9/7/02

Had a 300-Yard Passer: 385, Mike Souza at Illinois, 9/6/03

Had a Player with 300 Yards Total Offense: 456, Mike Souza at Illinois, 9/6/03

Had a Player with 10 Receptions: 14, Dwayne Smith at Illinois, 9/6/03

Had a Player with 100 Yards Receiving: 243, Dwayne Smith at Illinois, 9/6/03

Had a Player Score 3 TDs: 3, Demetrus Johnson vs. Truman State, 9/13/03

Had a Player Pass for 3 TDs: 3, Michael Souza at Northern Iowa, 10/26/02

Had a Player Rush for 3 TDs: 3, Demetrus Johnson vs. Truman State, 9/13/03

Had a Player Kick 3 FGs: Stephen Carroll vs. SMS, 10/5/02

Had a Player Kick a 50-Yard FG: 50, Stephen Carroll at Southern Illinois, 10/14/03

Had an Interception Returned for a TD: Scott Cook (12 yards) vs. Prairie View A&M, 10/21/00

Had a Fumble Return for a TD: David Bull (6 yards) vs. SMS, 11/18/00

Had a Kickoff Return for a TD: Aveion Cason (100 yards) vs. Western Illinois, 11/6/99

Had a Punt Return for a TD: Warren Calhoun (62 yards) vs. SMS, 9/6/86

Had a Player Return a Blocked FG for a TD: Armando Andrade (85 yards) vs. West Virginia Tech, 8/31/00

Had a Player Return a Blocked Punt for a TD: Justin Frierson (28 yards) vs. Prairie View A&M, 10/21/00

Had a Player with 20 Tackles: 23, Boomer Grigsby vs. Southern Illinois, 10/19/02

Had 400 Yards Rushing: 405 vs. Youngstown State, 11/14/98

Had 300 Yards Rushing: 390 vs. Truman State, 9/13/03

Had 400 Yards Passing: 406 vs. Truman State, 9/2/99

Had 300 Yards Passing: 385, at Illinois, 9/6/03

Had 500 Yards Total Offense: 544 vs. Truman State, 9/13/03

Had 30 First Downs: 31 vs. Quincy, 9/7/02

Had 50 Points: 55 vs. Quincy, 9/7/02

Had 5 Fumbles Lost: 5 vs. Western Michigan, 9/17/88

Had Scored a Safety: at Eastern Illinois (blocked punt), 9/20/03

Shut out an Opponent: Illinois State 64, Prairie View A&M 0, 10/21/00

Was Shut Out: Western Kentucky 9, Illinois State 0, 11/2/02

Held an Opponent Below 200 Total Yards: 184, SMS, 11/18/00

Held an Opponent Below 100 Yards Rushing: 76 vs. Florida Atlantic, 9/27/03

Held an Opponent Below 50 Yards Rushing: 41, West Virginia Tech, 8/31/00

Held an Opponent Below 100 Yards Passing: 77, at Western Kentucky, 11/2/02

Held an Opponent Below 50 Yards Passing: 24, Quincy, 9/7/02

Illinois State in the Redzone

Opponent	Times	Times	Total	Rush	Pass	Total	FGs	-Failed to score inside 20-					Game
	in 20	Scored	Pts.	TDs	TDs	TDs	Made	FGA	Downs	Int	Fum	Half	
Drake	3	3	17	2	0	2	1	0	0	0	0	0	0
@ Illinois	5	4	16	1	0	1	3	0	0	0	1	0	0
Truman St.	7	6	42	5	1	6	0	0	0	0	0	1	0
@ E. Illinois	0	0	0	0	0	0	0	0	0	0	0	0	0
Fla. Atlantic	1	0	0	0	0	0	0	1	0	0	0	0	0
N. Iowa	1	1	7	1	0	1	0	0	0	0	0	0	0
@ S. Illinois	2	2	14	1	1	2	0	0	0	0	0	0	0
Western Ky.													
@ Y'twon St.													
W. Illinois													
@ SMS													
Indiana St.													
Totals (84.2%)	19	16	96	9	3	12	4	1	0	0	1	1	0

Opponents in the Redzone

Opponent	Times	Times	Total	Rush	Pass	Total	FGs	-Failed to score inside 20-					Game
	in 20	Scored	Pts.	TDs	TDs	TDs	Made	FGA	Downs	Int	Fum	Half	
Drake	3	2	13	1	1	2	0	0	1	0	0	0	0
@ Illinois	2	2	11	1	0	1	1	0	0	0	0	0	0
Truman St.	1	1	6	1	0	1	0	0	0	0	0	0	0
@ E. Illinois	0	0	0	0	0	0	0	0	0	0	0	0	0
Fla. Atlantic	3	2	14	1	1	2	0	0	0	0	0	1	0
N. Iowa	2	1	6	1	0	1	0	0	0	0	1	0	0
@ S. Illinois	4	4	28	2	2	4	0	0	0	0	0	0	0
Western Ky.													
@ Y'twon St.													
W. Illinois													
@ SMS													
Indiana St.													
Totals (80.0%)	15	12	78	6	5	11	1	0	1	0	1	1	0

Game-by-Game (ISU/Opponent)

Opponent	Score	1st Downs	Rushing	Passing	Pass Yards	Plays	Total Yds	Ret Yds	Pen Yds	TOs
Drake	27-13	15/14	46-282/33-61	9-18-1/19-37-0	53/247	64/70	335/308	71/40	70/44	1/2
@ Illinois	22-49	27/23	29-133/41-254	33-56-0/16-24-1	385/207	85/65	511/461	154/29	70/50	2/1
Truman St.	49-6	26/12	61-390/23-51	12-19-0/15-36-1	132/141	80/59	522/192	63/156	122/25	0/2
@ E. Illinois	21-14	23/16	48-267/33-72	15-35-1/13-28-1	215/139	83/61	482/211	108/76	180/85	1/1
Fla. Atlantic	10-28	18/16	46-229/41-76	13-39-2/15-26-0	100/226	85/67	329/302	69/86	112/110	2/2
N. Iowa	7-16	13/19	34-52/56-295	16-38-0/6-20-2	150/135	72/76	202/430	42/7	73/74	0/3
@ S. Illinois	17-45	19/22	32-114/57-358	17-33-2/10-23-1	207/148	65/80	321/506	83/41	45/104	
Western Ky.										
@ Y'twon St.										
W. Illinois										
@ SMS										
Indiana St.										
Totals	153-171	141/122	296-1460/284-1167	115-238-6/94-194-6	1242/1243	534/478	2702/2410	590/454	672/492	

3rd-Down Conversions (ISU/Opponent)

Opponent	Score	Overall	1st Qtr	2nd Qtr	3rd Qtr	4th Qtr	OT
Drake	27-13	4-14/4-18	0-2/1-4	3-5/0-4	0-3/2-6	1-4/1-4	0-0/0-0
@ Illinois	22-49	7-17/7-12	1-4/2-3	2-4/2-3	2-4/1-3	2-5/2-3	0-0/0-0
Truman St.	49-6	12-16/3-15	2-3/1-5	4-4/0-3	3-5/2-4	3-4/0-3	0-0/0-0
@ E. Illinois	21-14	8-17/4-13	1-4/1-2	3-5/1-4	2-4/1-4	2-4/1-4	0-0/0-0
Fla. Atlantic	10-28	4-18/6-15	0-4/0-3	4-7/1-3	0-5/1-4	0-2/4-5	0-0/0-0
N. Iowa	7-16	4-18/5-14	1-4/1-3	2-5/2-4	0-3/2-5	1-6/0-2	0-0/0-0
@ S. Illinois	17-45	4-13/11-20	0-3/2-4	1-3/4-7	1-3/3-4	2-4/2-5	0-0/0-0
Western Ky.							
@ Y'twon St.							
W. Illinois							
@ SMS							
Indiana St.							
Totals	153-171	43-113/40-107	5-24/8-24	18-33/10-28	8-27/12-30	11-29/10-26	0-0/0-0

4th-Down Conversions (ISU/Opponent)

Opponent	Score	Overall	1st Qtr	2nd Qtr	3rd Qtr	4th Qtr	OT
Drake	27-13	0-0/1-3	0-0/0-1	0-0/0-1	0-0/0-0	0-0/1-1	0-0/0-0
@ Illinois	22-49	3-3/0-0	0-0/0-0	1-1/0-0	1-1/0-0	1-1/0-0	0-0/0-0
Truman St.	49-6	0-0/2-2	0-0/0-0	0-0/0-0	0-0/0-0	0-0/2-2	0-0/0-0
@ E. Illinois	21-14	0-1/0-1	0-0/0-0	0-1/0-0	0-0/0-0	0-0/0-1	0-0/0-0
Fla. Atlantic	10-28	1-3/0-0	0-0/0-0	1-1/0-0	0-1/0-0	0-1/0-0	0-0/0-0
N. Iowa	7-16	1-3/0-0	0-0/0-0	1-1/0-0	0-0/0-0	0-2/0-0	0-0/0-0
@ S. Illinois	17-45	0-1/2-2	0-0/0-0	0-0/1-1	0-1/0-0	0-0/1-1	0-0/0-0
Western Ky.							
@ Y'twon St.							
W. Illinois							
@ SMS							
Indiana St.							
Totals	153-171	5-11/5-8	0-0/0-1	3-4/1-2	1-3/0-0	1-4/4-5	0-0/0-0

ILLINOIS STATE STARTER NOTES

REDBIRD OFFENSE

LT	51 Mike Stegeman (So.-1L • 6-5 • 285 • Chatham, Ill.)	Started every game since his redshirt season; named GFC Lineman of the Week after EIU.
LG	64 Stafford Davis (So.-1L • 6-1 • 280 • Orange Park, Fla.)	<i>Football Gazette</i> Preseason 2nd Team All-American; started every game after redshirting his first year.
C	61 Jeremy Melville (Jr.-2L • 6-4 • 266 • Wisconsin Rapids, Wis.)	Preseason Gateway Honorable Mention selection; most experienced lineman on the squad.
RG	69 Jim Ferguson (Sr.-2L • 6-3 • 267 • Morton, Ill.)	One of five Redbird captains; GFC Offensive Lineman of the Week selection last season (10/26).
RT	62 Matt Pezdek (Jr.-1L • 6-4 • 308 • Brookfield, Ill.)	Started the last five games at right tackle.
WR	80 Dwayne Smith (Sr.-1L • 6-3 • 194 • Rantoul, Ill.)	First in the Gateway in receptions per game (5.29) and receiving yards per game (72.1).
WR	9 Joe Walkins (Sr.-1L • 6-0 • 201 • Uniondale, N.Y.)	Snagged his first TD reception with the Redbirds at Southern Illinois
TE	83 Steve Statz (Jr.-2L • 6-5 • 264 • Wisconsin Rapids, Wis.)	Started the last four games, but has yet to record a catch.
QB	5 Mike Souza (Sr.-1L • 6-0 • 177 • Royal Oaks, Calif.)	Leads the GFC in total offense with 214.4 yards per game; ranks second in passing yards/game.
RB	31 Sha-Ron Edwards (Sr.-1L • 6-0 • 201 • Uniondale, N.Y.)	Splits time with Demetrus Johnson; led the 'Birds in rushing the last three games.
FB	82 Kevin Kreger (So.-1L • 6-0 • 226 • Frankfort, Ill.)	Posted his first rush and catch of his career against Truman State.

REDBIRD DEFENSE

DE	98 Mike Blough (So.-1L • 6-5 • 224 • Leonard, Mich.)	Has 15 tackles and two TFLs on the season.
DT	65 Ryan Thorne (Fr.-RS • 6-2 • 237 • Vista, Calif.)	Missed the FAU game due to injury, but has started all the others.
DT	73 Justin Martindale (Fr.-RS • 6-3 • 260 • Wadsworth, Ill.)	Second on the team with three sacks; also has six TFLs.
DE	97 Ray Robinson (Sr.-3L • 6-2 • 230 • Trenton, N.J.)	Preseason All-GFC First Team selection; leads the team with four sacks.
WHIP	12 Andrew Papoccia (Sr.-3L • 5-11 • 191 • Sterling, Ill.)	Missed the UNI game with an abdominal strain; grabbed his second INT at SIU.
ILB	42 Gean Gilot (Sr.-2L • 6-0 • 202 • Immokolee, Fla.)	Returned to starting line-up after ACL tear in 2002 opener; posted a career best 18 tackles at SIU.
ILB	46 Boomer Grigsby (Jr.-2L • 6-0 • 245 • Canton, Ill.)	Reigning NCAA tackle leader; leads the team with 103 tackles, 59 solos, and 10 TFLs.
ROVER	4 Cavari Dailey (Fr.-RS • 6-1 • 203 • Plantation, Fla.)	Fourth on the team in tackles with 34, including eight TFLs.
RC	1 Sam Yeargin (Jr.-2L • 5-11 • 175 • Lauderdale, Fla.)	Started the last four games and had his second career pick vs. Truman.
LC	2 Antwan Oliver (Jr.-TR • 5-10 • 168 • Ft. Lauderdale, Fla.)	Leads the secondary with eight pass break-ups and got his first interception of the year at EIU.
FS	27 Tyler Larick (Jr.-TR • 6-1 • 201 • Chualar, Calif.)	Third on the team in tackles with 47; had a career best 15 at Southern Illinois.

REDBIRD DEFENSE

PK	99 Stephen Carroll (Jr.-2L • 5-11 • 180 • O'Fallon, Ill.)	Kicked 65 straight PATs and is 9-for-12 on field goals; No. 14 nationally in FG per game.
P	14 Ryan Hoffman (So.-1L • 6-2 • 186 • Stevens Points, Wis.)	In 17 kicks this season, averaging 43.1 yards per punt with five inside the 20.
LS	67 Jake Weber (Fr.-HS • 6-2 • 225 • Peoria, Ill.)	Got his first career start as the long snapper at SIU.
SS	60 Geoff Pearson (Jr.-Sq. • 6-2 • 275 • Naperville, Ill.)	Back-up center that is in his first year as the short snapper.
HD	16 Brian Busser (So.-Sq. • 6-1 • 184 • Stillman Valley, Ill.)	Former quarterback turned wide receiver, but is still listed as the third QB on the depth chart
KR	9 Joe Walkins (Sr.-1L • 6-0 • 201 • Uniondale, N.Y.)	Has returned nine kicks for an average of 21.9 yards per game, with 29 yards being his longest.
PR	9 Joe Walkins (Sr.-1L • 6-0 • 201 • Uniondale, N.Y.)	Averaging 4.9 yards per return on his seven punt returns; his longest is 14 yards.

ILLINOIS STATE ALPHABETICAL ROSTER

No.	Name	Pos.	Ht.	Wt.	Yr.	Hometown (HS/Previous College)
24	Evan Allen-Gessesse	DB	5-11	185	Jr.-TR	Chicago, IL (Gordon Tech/Joliet JC)
78	Kory Andersen	OL	6-2	267	Fr.-RS	Hanska, MN (St. James)
41	Victor Arlis	RB	6-1	215	Fr.-RS	Glendale Heights, IL (Driscoll)
13	Ramon Barber	WR	6-0	188	So.-1L	West Palm Beach, FL (Palm Beach Gardens)
98	Mike Blough	DE	6-5	224	So.-1L	Leonard, MI (Brother Rice)
38	Tristan Borzick	FB	6-0	220	Fr.-HS	Pleasant Prairie, WI (Tremper)
10	John Braddock	QB	6-2	195	Fr.-HS	Pampa, TX (Pampa)
34	LaShawn Bullock	RB	5-7	166	Fr.-RS	Milwaukee, WI (Vincent)
16	Brian Busser	WR	6-1	184	So.-Sq.	Stillman Valley, IL (Stillman Valley)
29	Jesse Caesar	DB	6-0	170	Fr.-HS	Rockledge, FL (Rockledge)
44	Niall Campbell	LB	6-2	226	Fr.-RS	Lemont, IL (Chicago Mt. Carmel)
99	Stephen Carroll	K	5-11	180	Jr.-2L	O'Fallon, IL (O'Fallon)
92	Josh Chrestman	DL	6-4	255	Jr.-TR	Sandwich, IL (Sandwich/Joliet JC)
21	Cerone Colvin	DB	5-9	181	Sr.-3L	St. Louis, MO (Hazelwood East)
50	Montel Conner	DE	6-2	228	So.-Sq.	Decatur, IL (Eisenhower)
58	Ross Crampton	LB	6-2	212	Fr.-HS	Joliet, IL (Joliet Catholic Academy)
4	Cavari Dailey	DB	6-1	203	Fr.-TR	Plantation, FL (Plantation/Auburn)
64	Stafford Davis	OL	6-1	280	So.-1L	Orange Park, FL (Clay)
19	Jonathan Deloach	WR	6-2	185	Fr.-HS	West Palm Beach, FL (Palm Beach Gardens)
75	Janiah Downing	OL	6-3	310	Fr.-RS	North Marion, FL (North Marion)
33	J.P. Dundas	RB	6-0	214	Jr.-1L	Lockport, IL (Providence Catholic/St. Xavier)
31	Sha-Ron Edwards	RB	6-0	201	Sr.-1L	Uniondale, NY (Longwood/C. Conn. St.)
69	Jim Ferguson	OL	6-3	267	Sr.-2L	Morton, IL (Morton/Illinois)
3	Alex Filin	FB	6-4	214	Fr.-RS	Skokie, IL (Niles West)
42	Gean Gilot	LB	6-0	202	Sr.-2L	Immokolee, FL (Immokolee)
56	Darius Givens	LB	6-1	190	Fr.-HS	Tallahassee, FL (Lincoln)
23	Chris Govan	DB	6-0	187	So.-1L	Milwaukee, WI (Vincent)
46	Boomer Grigsby	LB	6-0	245	Jr.-2L	Canton, IL (Canton)
47	Steve Harris	DB	6-0	185	Fr.-TR	Rockford, IL (Boylan/Illinois)
74	Barry Hartman	DL	6-5	270	Fr.-HS	Manitowoc, WI (Lincoln)
76	Michael Heffernan	DL	6-1	337	Fr.-RS	Hawthorn Woods, IL (Lake Zurich)
7	Kyle Hill	WR	5-11	180	Fr.-HS	Longwood, FL (Wintersprings)
14	Ryan Hoffman	P/K	6-2	186	So.-1L	Stevens Point, WI (Area)
26	Pete Holak	DB	5-10	195	Sr.-Sq.	Canton, IL (Canton)
93	Horrace Holloway	DL	6-1	295	Fr.-HS	West Palm Beach, FL (Palm Beach Gardens)
86	Jason Horton	WR	6-0	170	Fr.-HS	Bolingbrook, IL (Neuqua Valley)
71	Jeff Huntzinger	OL	6-3	275	Fr.-HS	Tulsa, OK (Union)
17	Cedric Jackson	DB	5-11	188	Sr.-2L	Winter Garden, FL (West Orange)
20	Demetrus Johnson	RB	5-9	185	Jr.-TR	Milwaukee, WI (Homestead/Minnesota)
91	Nate Johnson	DL	6-3	222	Fr.-HS	Longwood, FL (Lake Brantley)
85	LaMonte Jones	WR	5-11	178	Sr.-1L	Fresno, CA (Fresno/Fresno City College)
84	Clint Keller	TE	6-3	235	Fr.-HS	Lexington, KY (Paul Laurence Dunbar)
96	Anthony Kirkland	DL	6-2	245	Fr.-HS	Gary, IN (West Side)
25	Leon Kittrell	DB	5-9	165	Fr.-RS	Oak Creek, WI (Oak Creek)
82	Kevin Kreger	TE	6-0	226	So.-1L	Frankfort, IL (Lincoln-Way)
27	Tyler Larick	DB	6-1	201	Jr.-TR	Chualar, CA (Salinas/Hartnell)
89	Mike Larson	TE	6-4	235	Jr.-1L	Palatine, IL (Mascoutah/Harper CC)
39	Harry Lattimore	RB	6-0	247	Sr.-1L	Peoria, IL (Central)
79	Jonathan Lyon	OL	6-8	265	Fr.-HS	Urbana, IL (Urbana)
73	Justin Martindale	DL	6-3	260	Fr.-RS	Wadsworth, IL (Warren Township)
49	Troy Maskel	K/P	6-3	247	So.-1L	Georgetown, IL (Georgetown-Ridge Farm)
88	Avery Massengale	WR	6-4	225	Jr.-TR	Bolingbrook, IL (Bolingbrook/Joliet JC)
61	Jeremy Melville	OL	6-4	266	Jr.-2L	Wisconsin Rapids, WI (Lincoln)
30	Dave Mordis	TE	6-3	225	Fr.-HS	Palos Park, IL (Stagg)
32	Earl Newby	RB	6-0	215	Fr.-HS	Riveria Beach, FL (Bridgton Academy)
2	Antwan Oliver	DB	5-10	168	Jr.-TR	Ft. Lauderdale, FL (Dillard/Eastern Illinois)
77	Joe Pantoja	OL	6-2	269	Jr.-1L	Gurnee, IL (Warren Township)
12	Andrew Papoccia	LB	5-11	191	Sr.-3L	Sterling, IL (Newman Central Catholic)
60	Geoff Pearson	OL	6-2	275	Jr.-Sq.	Naperville, IL (Central/DuPage)
53	Ryan Peterson	OL	6-4	292	Fr.-HS	Moline, IL (Moline)
63	Matt Pezdek	OL	6-4	308	Jr.-1L	Brookfield, IL (Nazareth Academy)
45	Adam Redenius	LB	5-11	215	Jr.-2L	Gilman, IL (Iroquois West)
22	Garry Roberts	LB	6-2	185	Fr.-HS	Edna, TX (Edna)
81	Laurént Robinson	WR	6-2	165	Fr.-HS	Rockledge, FL (Rockledge)
97	Ray Robinson	DE	6-2	230	Sr.-3L	Trenton, NJ (Willingboro)
95	Nick Rohrer	DT	6-0	290	So.-1L	Oak Creek, WI (Oak Creek)
36	William Rolle	LB	5-10	191	So.-1L	Immokolee, FL (Immokolee)
70	Matt Rowan	OL	6-6	260	Fr.-HS	Des Plaines, IL (Maine West)
57	Jim Sharfman	LS	6-1	235	Fr.-HS	Mundelein, IL (Mundelein)
90	Dan Simnick	DL	6-2	210	Fr.-HS	Naperville, IL (North)
40	Cameron Siskowic	LB	6-2	230	Fr.-TR	San Diego, CA (Clairemont/Washington State)
80	Dwayne Smith	WR	6-3	194	Sr.-1L	Rantoul, IL (Rantoul/Illinois)
5	Mike Souza	QB	6-0	177	Sr.-1L	Royal Oaks, CA (N. Monterey County/Hartnell)
54	Rick Splant	LB	6-2	210	Jr.-2L	Lockport, IL (Lockport Township)
83	Steve Statz	TE	6-5	264	Jr.-2L	Wisconsin Rapids, WI (Lincoln)
51	Mike Stegeman	OL	6-5	285	So.-1L	Chatham, IL (Glenwood)
6	Kye Stewart	LB	5-11	190	Fr.-HS	Nashville, TN (Pearl-Cohn)
28	James Temple	DB	6-0	200	Fr.-RS	Savannah, GA (Savannah)
52	Jesus Terrazas	DL	6-2	265	Jr.-TR	Chicago, IL (Bowen/Illinois)
94	Jarek Thomas	DL	6-3	260	Fr.-HS	Orlando, FL (Edgewater)
65	Ryan Thorne	DL	6-2	237	Fr.-RS	Vista, CA (Rancho Buena Vista)
18	Yance Vaughan	QB	6-3	204	Jr.-Sq.	Ada, OK (Ada)
48	Jared Villers	LB	6-2	215	Fr.-HS	Akron, OH (St. Vincent-St. Mary)
1	Robbie Wages	QB	6-2	180	Fr.-HS	Orlando, Fla. (Olympia)
9	Joe Walkins	WR	5-9	177	Jr.-TR	Ft. Lauderdale, FL (Dillard/Auburn)
55	Noah Washington	DL	6-4	334	Jr.-TR	LaGrange, IL (Lyons Township/DuPage)
67	Jake Weber	LS	6-2	225	Fr.-HS	Peoria, IL (Dunlop)
43	Andre Whitehead	RB	5-10	221	Jr.-Sq.	Chicago, IL (Morgan Park-Phillips)
66	Isaiah Wiggins	DL	6-3	260	Fr.-HS	Chicago, IL (Prosser)
62	Shawn Wiza	OL	6-7	293	So.-TR	Oak Creek, WI (Oak Creek/Western Michigan)
37	Sesamir Yearby	LB	6-3	196	Jr.-1L	Quincy, IL (Quincy)
1	Sam Yeargin	DB	5-11	175	Jr.-2L	Lauderhill, FL (Dillard)

NUMERICAL ROSTER

No.	Name	No.	Name
1	Sam Yeargin	60	Geoff Pearson
2	Antwan Oliver	61	Jeremy Melville
3	Alex Filin	62	Shawn Wiza
4	Cavari Dailey	63	Matt Pezdek
5	Mike Souza	64	Stafford Davis
6	Kye Stewart	65	Ryan Thorne
7	Kyle Hill	66	Isaiah Wiggins
9	Joe Walkins	67	Jake Weber
10	John Braddock	69	Jim Ferguson
11	Robbie Wages	70	Matt Rowan
12	Andrew Papoccia	71	Jeff Huntzinger
13	Ramon Barber	73	Justin Martindale
14	Ryan Hoffman	74	Barry Hartman
16	Brian Busser	75	Janiah Downing
17	Cedric Jackson	76	Michael Heffernan
18	Yance Vaughan	77	Joe Pantoja
19	Jonathan Deloach	78	Kory Andersen
20	Demetrus Johnson	79	Jonathan Lyon
21	Cerone Colvin	80	Dwayne Smith
22	Garry Roberts	81	Laurént Robinson
23	Chris Govan	82	Kevin Kreger
24	Evan Allen-Gessesse	83	Steve Statz
25	Leon Kittrell	84	Clint Keller
26	Pete Holak	85	LaMonte Jones
27	Tyler Larick	86	Jason Horton
28	James Temple	88	Avery Massengale
29	Jesse Caesar	89	Mike Larson
30	Dave Mordis	90	Dan Simnick
31	Sha-Ron Edwards	91	Nate Johnson
32	Earl Newby	92	Josh Chrestman
33	J.P. Dundas	93	Horrace Holloway
34	LaShawn Bullock	94	Jarek Thomas
36	William Rolle	95	Nick Rohrer
37	Sesamir Yearby	96	Anthony Kirkland
38	Tristan Borzick	97	Ray Robinson
39	Harry Lattimore	98	Mike Blough
40	Cameron Siskowic	99	Stephen Carroll
41	Victor Arlis		
42	Gean Gilot		
43	Andre Whitehead		
44	Niall Campbell		
45	Adam Redenius		
46	Boomer Grigsby		
47	Steve Harris		
48	Jared Villers		
49	Troy Maskel		
50	Montel Conner		
51	Mike Stegeman		
52	Jesus Terrazas		
53	Ryan Peterson		
54	Rick Splant		
55	Noah Washington		
56	Darius Givens		
57	Jim Sharfman		
58	Ross Crampton		

**GAME 1 – HANCOCK STADIUM
ILLINOIS STATE 27, DRAKE 13**

Redbirds Top Drake in Season Opener

NORMAL, Ill.—The Illinois State football team needed a wake-up call during its season-opener against Drake Thursday evening. It took an early score by the Bulldogs to get the Redbirds fired-up in the 90-degree heat at Hancock Stadium as Illinois State pulled away to a 27-13 victory.

Drake got on the board early in the contest when Jonathan Taylor (24 carries, 50 yards) jumped over a pile of Redbird and Bulldog players to score the game's first touchdown. The extra point was wide right, but the touchdown put the Bulldogs up 6-0. It was the only lead Drake enjoyed.

Illinois State responded when Sha-Ron Edwards (16 carries, 152 yards, 2 TDs) got the ball rolling on a pair of first down runs, setting up a 17-yard touchdown run up the left sideline by Demetrus Johnson (20 carries, 82 yards, 1 TD), his first as a Redbird. Quarterback Mike Souza (8-of-16, 45 yards, 1 INT) and Edwards ran the option to perfection on the Redbirds' next series, as Edwards scored from 15 yards out, making the score 14-6.

A 48-yard field goal by Stephen Carroll put the Redbirds up 17-6 at halftime.

The ISU defense rose to the challenge on Drake's opening possession of the third quarter. Linebacker Cavari Dailey forced and recovered a fumble at the Drake 37-yard line, setting up a 31-yard touchdown run by Edwards, making the score 24-6. The touchdown run put Edwards over 100 yards rushing for the first time in his Redbird career.

The Redbird defense also held up well against the run, holding the Bulldogs to only 10 yards rushing on the game until late in the third quarter when Taylor broke free on a 41-yard run.

An 85-yard run touchdown run by Edwards was nullified early in the fourth quarter when the Redbirds were called for a clipping penalty. But the Redbirds made a break moments later when Tyler Larick recovered a fumbled punt at the Drake 10-yard line. Carroll followed with a 22-yard field goal to put Illinois State ahead 27-6.

Drake quarterback Connor Jostes connected with Shea Moroni on a 5-yard touchdown pass late for the game's final score.

Drake	6	0	0	7	-	13
Illinois State	7	10	7	3	-	27

- DU – Taylor 1-yard run (kick failed), 6:26, 1Q
- ISU – Johnson 17-yard run (Carroll kick), 4:20, 1Q
- ISU – Edwards 15-yard run (Carroll kick), 4:44, 2Q
- ISU – Carroll 48-yard field goal, :44, 2Q
- ISU – Edwards 31-yard run, 12:10, 3Q
- ISU – Carroll 22-yard field goal, 10:16, 4Q
- DU – Moroni 17-yard pass from Jostes (McGlade kick), 2:48, 4Q

	DU	ISU
First Downs	14	15
Rushing Attempts-Yards	33-61	46-282
Passing	19-37-0	9-18-1
Passing Yards	247	53
Total Offense	308	335
Fumbles-Lost	2-2	3-0
Penalties-Yards	5-44	8-70
Time of Possession	29:12	30:48

RUSHING: (DU) – Taylor 24-50, Jones 1-7, Love 1-5, Jostes 6-0, Ussin 1(-1). **(ISU)** – Edwards 16-152, Johnson 20-82, Souza 4-23, T. Davis 4-18, Newby 1-5, Vaughan 1-2.

PASSING: (DU) – Jostes 19-36-0-247, Horvath 0-1-0-0. **(ISU)** – Souza 8-16-1-45, Vaughan 1-2-0-8.

RECEIVING: (DU) – Jones 6-109, Moroni 4-40, Taylor 4-34, Putnam 2-50, Mickle 2-9, Mira 1-5. **(ISU)** – Barber 3-13, Smith 2-29, Artis 1-8, Robinson 1-7, Jones 1-0, Johnson 1(-4).

ATTENDANCE: 7,157.

**GAME 2 – MEMORIAL STADIUM
ILLINOIS 49, ILLINOIS STATE 22**

Redbirds Drop 49-22 Decision at Illinois

CHAMPAIGN, Ill.—Former Illinois receiver Dwayne Smith had a career game against his old team, breaking an Illinois State record with 14 receptions on the day, but the Illini took advantage of an early Redbird turnover, as Illinois came away with a 49-22 victory Saturday afternoon at Memorial Stadium.

Smith (14 catches, 243 yards, 2 touchdowns) broke the school record for receptions in a game, a mark previously held by Darnell Jones. Jones set the record against Western Illinois on November 8, 1997. Quarterback Mike Souza had a career day as well, setting new personal highs in completions (33), attempts (56) and yards (385).

Souza moved the ball with ease during the game's first series. He completed his first four passes, including a 30-yard rollout to Smith at the Illinois 30-yard line.

Ramon Barber and Smith were at the receiving end of Souza's next three completions, as the Redbirds advanced the ball to the Illinois 5 yard line. Souza fumbled four plays later however, and the Illini recovered the ball in the end zone.

After the teams traded possessions, Illinois got on the board with 7:23 left in the first quarter. Quarterback Jon Beutjer (16-of-23, 207 yards, 4 touchdowns) was pressured by Ryan Thorne, but rolled right and found a wide-open Mark Kornfeld for a 32 yard touchdown pass, putting the Illini on top 7-0.

Beutjer connected with Kelvin Hayden on the Illini's next series. His 41-yard touchdown reception put Illinois up 14-0.

Illinois continued to work the arm of Beutjer, this time on a 30-yard scoring strike to Lonnie Hurst, putting the Illini up by three touchdowns before the end of the first quarter.

The Illini started the second quarter with possession, but linebacker Andrew Papoccia intercepted a Beutjer pass intended for Ada Adeyemo at the Illinois State 30. The Redbirds then marched downfield on a 15 play, 63-yard drive, which resulted in a 27-yard field goal by Stephen Carroll.

Illinois State	0	3	16	3	-	22
Illinois	21	10	7	11	-	49

- ILL – Kornfeld 32-yard pass from Beutjer (Gockman kick), 7:23, 1Q
- ILL – Hayden 41-yard pass from Beutjer (Gockman kick), 4:28, 1Q
- ILL – Hurst 30-yard pass from Beutjer (Gockman kick), 2:03, 1Q
- ISU – Carroll 27-yard field goal, 7:35, 2Q
- ILL – Gockman 40-yard field goal, 1:18, 2Q
- ILL – Williams 66-yard blocked field goal (Gockman kick), :00, 2Q
- ISU – Smith 10-yard pass from Souza (Carroll kick), 7:28, 3Q
- ISU – Carroll 28-yard field goal, 5:38, 3Q
- ILL – Virgil 35-yard run (Gockman kick), 3:13, 3Q
- ISU – Smith 74-yard pass from Souza (pass failed), 1:13, 3Q
- ILL – Haywood 4-yard pass from Beutjer (Hayden pass), 10:06, 4Q
- ILL – Gockman 28-yard field goal, 1:58, 4Q
- ISU – Carroll 28-yard field goal, :00, 4Q

	ISU	ILL
First Downs	27	23
Rushing Attempts-Yards	29-126	41-254
Passing	33-56-0	16-24-1
Passing Yards	385	207
Total Offense	511	461
Fumbles-Lost	2-2	0-0
Penalties-Yards	6-70	5-50
Time of Possession	30:37	29:23

RUSHING: (ISU) – Souza 16-71, Johnson 8-38, Edwards 5-17; **(ILL)** – Virgil 9-84, Thomas 9-78, Halsey 20-73, Beutjer 2-14, Kornfeld 1-5.

PASSING: (ISU) – Souza 33-56-0-385; **(ILL)** – Beutjer 16-23-1-207, Brasic 0-1-0-0.

RECEIVING: (ISU) – Smith 14-243, Barber 6-37, Massengale 5-48, Johnson 4-28, Larson 2-28, Jones 1-2, Edwards 1(-1); **(ILL)** – Kornfeld 4-73, Haywood 3-20, Halsey 3-5, Hayden 2-53, Adeyemo 2-21, Hurst 1-30, Davis 1-5.

ATTENDANCE: 56,304.

**GAME 3 – HANCOCK STADIUM
ILLINOIS STATE 49, TRUMAN STATE 6**

Dominating First Half Carries 'Birds

NORMAL, Ill.—The Illinois State football team used a first half onslaught to overwhelm the visiting Truman State Bulldogs, eventually closing the campaign with a convincing 49-6 victory Saturday night in front of 7,339 at Hancock Stadium.

After the Redbirds deferred the opening kickoff to Truman State, Bulldog running back Jerard Levenson fumbled on the second play from scrimmage. Boomer Grigsby recovered the ball at the Truman State 22 yard line.

Five plays later, Demetrus Johnson scored his second touchdown of the season from 1 yard out, putting the Redbirds up 7-0 just three minutes into the game.

Later in the quarter the Redbirds got some excellent special teams play from Andrew Papoccia. Papoccia faked out two Truman State defenders and advanced the ball 29 yards on a punt return into Bulldog territory. A pair of Redbird penalties couldn't stop the momentum as quarterback Mike Souza rolled right and found freshman Laurént Robinson open in the end zone for his first career touchdown and a 14-0 lead.

The Redbirds caught a break on their next possession when it looked as if Johnson fumbled at mid-field. The referees awarded Truman State the ball, but reversed the call, saying Johnson's forward progress was down at the 50 yard line.

On the next play, Johnson scampered 49 yards along the right sideline for another Redbird touchdown and a 21-0 lead.

A Souza completion to Dwayne Smith and runs of 18 and 8 yards by Sha-Ron Edwards led to the Redbirds' fourth score of the game. Edwards fought his way up the middle before finding an opening to the end zone for his third touchdown of the season.

Illinois State continued their stellar play on special teams as Pete Holak blocked a Truman State punt and Sesamir Yearby recovered the ball at the Truman State 36-yard line.

The Bulldogs finally got on the board late in the fourth quarter when A.J. Eads took it in from 10 yards out. The extra point was blocked for the game's final score.

Truman State	0	0	0	6	-	6
Illinois State	21	21	7	0	-	49

- ISU – Johnson 1-yard run (Carroll kick), 12:00, 1Q
- ISU – Robinson 22-yard pass from Souza (Carroll kick), 5:00, 1Q
- ISU – Johnson 49-yard run (Carroll kick), :50, 1Q
- ISU – Edwards 5-yard run (Carroll kick), 13:26, 2Q
- ISU – Davis 1-yard run (Carroll kick), 8:11, 2Q
- ISU – Johnson 3-yard run (Carroll kick), 1:00, 2Q
- ISU – Newby 10-yard run (Carroll kick), 2:39, 3Q
- TSU – Eads 11-yard run (kick blocked), 5:25, 4Q


	TSU	ISU
First Downs	12	26
Rushing Attempts-Yards	23-51	61-390
Passing	15-36-1	12-19-0
Passing Yards	141	132
Total Offense	192	522
Fumbles-Lost	3-1	1-0
Penalties-Yards	4-25	13-122
Time of Possession	24:17	35:43

RUSHING: (TSU) – Levenson 14-34, Eads 5-16, Heinecke 2-8, Dupage 2(-7). **(ISU)** – Johnson 15-132, Edwards 19-93, Davis 12-58, Souza 4-39, Whitehead 5-37, Newby 2-15, Lattimore 3-15, Kreger 1-1.

PASSING: (TSU) – Czeschin 11-26-1-96, Dupage 4-10-0-45. **(ISU)** – Souza 8-11-0-109, Vaughan 4-8-0-23.

RECEIVING: (TSU) – Eads 4-16, Bonner 3-59, McCloskey 2-25, Walton 2(-6), Perry 1-18, Weber 1-17, Schuring 1-8, Levenson 1-4. **(ISU)** – Smith 3-43, Larson 2-9, Fiini 1-24, Robinson 1-22, Barber 1-12, Massengale 1-9, Kreger 1-5, Davis 1-5, Johnson 1-3.

ATTENDANCE: 7,339.



**GAME 4 – O'BRIEN STADIUM
ILLINOIS STATE 21, #18 E. ILLINOIS 14**

Fourth Quarter Heroics Lead 'Birds Over EIU

CHARLESTON, Ill. — Eastern Illinois led for three quarters during Saturday's game, but Illinois State, led by a fourth quarter safety and touchdown, and two defensive stops, pulled away down the stretch, winning the 91st meeting between the two teams 21-14 in front of 6,318 at O'Brien Stadium.

The win moved the Redbirds to 3-1, while Eastern Illinois dropped to 1-2.

The Redbird defense put pressure on Panther quarterback Andy Vincent from the get-go. After a first down run by Andre Raymond, the unit settled down as Ray Robinson picked up a sack and Mike Blough batted down a pass on third and long.

But things didn't go as well on the Redbirds' first offensive series. Quarterback Mike Souza (15-of-34, 215 yards, TD, INT) rolled right on the second play from scrimmage and threw a pass intended for Kevin Kreger. However, the ball ended up in the hands of Fred Miller who's 32-yard interception return for a touchdown resulted in an early 7-0 lead for Eastern Illinois.

Illinois State's next offensive series was much more successful than their last, but penalties stalled the 8-play, 38-yard drive, forcing the Redbirds to settle for a 44-yard Stephen Carroll field goal.

Raymond (22 carries, 110 yards) set the tone on the Panthers' third offensive series. The senior led a 6-play, 80-yard scoring drive, which ended with a 35-yard touchdown pass from Vincent to Ryan Voss who juggled the ball, but held on while crossing into the end zone, putting the Panthers up 14-3.

But an offensive pass interference call on a scoring strike to Joe Walkins (2 catches, 34 yards) from Souza negated a Redbird touchdown. A holding penalty put the Redbirds back even further. A Souza completion to Avery Messengale (2 catches, 43 yards) set up a 47-yard field goal by Carroll, making the score 14-6 late in the first quarter.

After a Redbird defensive stop, ISU scored when Eastern Illinois lined up to punt at its own 7. Cameron Siskowic broke through the line and blocked the punt. The ball rolled out of bounce in the end zone for a Redbird safety, tying the score at 14 apiece. The safety was the Redbirds' first since the 2000 season.

The 'Birds took the lead for the first time with 8:25 left in the game. Three plays into Illinois State's drive after the safety, Demetrius Johnson dashed 49 yards for a Redbird touchdown and a 21-14 lead.

Illinois State	6	6	0	9	-	21
Eastern Illinois	14	0	0	0	-	14

EIU – Miller 32-yard interception return (Kuehn kick), 12:20, 1Q
 ISU – Carroll 44-yard field goal, 9:01, 1Q
 EIU – Voss 35-yard pass from Vincent (Kuehn kick), 6:00, 1Q
 ISU – Carroll 47-yard field goal, :51, 1Q
 ISU – Messengale 24-yard pass from Souza (pass failed), 6:02, 2Q
 ISU – Team safety, 9:49, 4Q
 ISU – Johnson 49-yard run, 8:25, 4Q

	ISU	EIU
First Downs	23	16
Rushing Attempts-Yards	48-267	33-72
Passing	15-35-1	13-28-1
Passing Yards	215	139
Total Offense	482	211
Fumbles-Lost	0-0	2-0
Penalties-Yards	15-180	9-85
Time of Possession	29:41	30:19

RUSHING: (ISU) – Johnson 20-159, Bullock 8-48, Souza 13-45, Edwards 7-15. **(EIU)** – Raymond 22-110, Webb 3-12, Vincent 8-(-50).

PASSING: (ISU) – Souza 15-34-1-215, Busser 0-1-0-0. **(EIU)** – Vincent 11-24-1-128, Harris 2-4-0-11.

RECEIVING: (ISU) – Barber 4-68, Smith 4-50, Messengale 2-43, Walkins 2-34, Johnson 2-16, Robinson 1-4. **(EIU)** – Eller 3-20, Voss 2-47, Osborne 2-26, Mobley 2-23, Pettway 1-8, Benjamin 1-8, O'Neal 1-4, Hopson 1-3.

ATTENDANCE: 6,318.

**GAME 5 – HANCOCK STADIUM
FLA. ATLANTIC 28, #23 ILLINOIS ST. 10**

'Birds Wrap up Non-conference Slate with Loss

NORMAL, Ill. — Making their first appearance on the Illinois State campus, Florida Atlantic took advantage of a second half offensive surge to propel themselves to a 28-10 win over the Redbirds Saturday afternoon in front of 6,837 at Hancock Stadium.

Illinois State finished the non-conference part of their schedule with a 3-2 record, while Florida Atlantic, a Division I-AA Independent, moved to 3-2.

The Redbird defense picked up where they left off from a week ago as the unit did not allow a first down during their first two series.

Later in the first quarter, the defense continued their strong play as linebacker Gean Gilot recovered a Daveon Barron fumble at the ISU 44. The offense couldn't take advantage of the turnover however, and the score remained 0-0 after one quarter.

A strange turn of events happened early in the second quarter. Quarterback Mike Souza (13-of-39, 100 yards, TD, 2 INTs) completed a pass to Mike Larson at the Florida Atlantic 31. On the next play however, Souza's pass was tipped and intercepted by Chris Laskowski. But as Laskowski rushed down the left sidelines, Mike Stegeman stripped the ball and Stafford Davis recovered it at the ISU 34.

From there, the offense kicked it into gear as the Redbirds went on a 7-play, 66-yard drive, ending with a 22-yard touchdown pass from Souza to Larant Robinson in the corner of the end zone. Robinson's fingertip scoring catch was the second touchdown of his career and it gave the 'Birds a 7-0 lead.

The Redbird defense's streak of 15-straight series without giving up a score ended with 6:21 left in the second quarter. Florida Atlantic tight end Anthony Crissinger-Hill (4 catches, 88 yards 2 TDs) hauled in a 67-yard touchdown pass from Jared Allen to tie the game 7-7.

Illinois State received a scare on the ensuing kickoff when LaShawn Bullock fumbled deep in Redbird territory, but Kevin Kreger prevented the disaster by recovering the ball at the ISU 17.

After a Redbird punt, FAU began another scoring drive, this time catching a break in the process when offensive lineman Chris Shepherd recovered a Barron fumble at the ISU 11. Two plays later, Allen again found Crissinger-Hill, this time in the right corner of the end zone. Crissinger-Hill caught the touchdown pass in double coverage to give his team a 14-7 lead.

ISU head coach Denver Johnson gambled on the Redbirds' next series, deciding to go for it on fourth-and-1 at mid-field. Sha-Ron Edwards (17 carries, 98 yards) pounded his way through the middle for a first down to keep the drive alive.

The Redbirds open Gateway Conference play against Northern Iowa next Saturday at Hancock Stadium. Game time is slated for 1:30 p.m.

Florida Atlantic	0	14	7	7	-	28
Illinois State	0	10	0	0	-	10

ISU – Robinson 21-yard pass from Souza (Carroll kick), 9:31, 2Q
 FAU – Crissinger-Hill 67-yard pass from Allen (Myers kick), 6:21, 2Q
 FAU – Crissinger-Hill 9-yard pass from Allen (Myers kick), 2:34, 2Q
 ISU – Carroll 47-yard field goal, :06, 2Q
 FAU – Jackson 9-yard run (Myers kick), 6:03, 3Q
 FAU – Sanchez 21-yard run (Myers kick), 14:37, 4Q

	FAU	ISU
First Downs	16	18
Rushing Attempts-Yards	41-76	46-229
Passing	15-26-0	13-39-2
Passing Yards	226	100
Total Offense	302	329
Fumbles-Lost	3-2	1-0
Penalties-Yards	11-110	12-112
Time of Possession	32:19	27:41

RUSHING: (FAU) – Sanchez 9-43, Barron 6-24, McGahee 1-21, Jackson 16-19, Parker 3-(-3), Team 1-(-4), Embrick 1-(-9), Allen 4-(-15). **(ISU)** – Edwards 17-98, Souza 15-83, Johnson 13-49, Kreger 1-(-1).

PASSING: (FAU) – Allen 15-26-0-226. **(ISU)** – Souza 13-29-2-100.

RECEIVING: (FAU) – Crissinger-Hill 4-88, Taylor 4-49, Prudenti 3-41, Byrnes 2-24, Tellis 1-20, Jackson 1-4. **(ISU)** – Smith 3-16, Robinson 2-39, Messengale 2-14, Edwards 2-2, Johnson 2-0, Larson 1-21, Bullock 1-8.

ATTENDANCE: 6,837

**GAME 6 – HANCOCK STADIUM
#15 UNI 16, ILLINOIS STATE 7**

UNI Rallies Past the 'Birds on Family Day

NORMAL, Ill. — The Illinois State football team held a 7-point lead for three quarters Saturday against No. 15 Northern Iowa, but a strong Panther defense held the Redbirds to 48 yards total in the second half, resulting in a 16-7 Northern Iowa victory in front of 12,026 on Family Weekend at Hancock Stadium.

Northern Iowa put itself in position to score first when Tom Petrie (6-of-20, 135 yards TD, 2 INTs) hit Marlus Mays on a 54-yard pass completion. Two plays later however, Richard Carter fumbled at the ISU 1 and Leon Kittrell recovered the ball in the end zone.

The offense could not capitalize on the turnover though, and were forced to punt.

Defensively, the Redbirds held tough early on. Josh Chrestman picked up his second sack of the season, but the offense struggled to get points on the board. That all changed midway through the second quarter when Illinois State head coach Denver Johnson rolled the dice.

Johnson gambled on fourth-and-1 at the Northern Iowa 16, deciding to go for the first down instead of a field goal. A sweep to the right by Demetrius Johnson resulted in a first down, and then some. Johnson galloped into the end zone on a 16-yard run, resulting in a 7-0 score.

Tyler Larick stalled a Panther drive late in the second quarter when he intercepted a Petrie pass. The interception was the first of Larick's Redbird career.

But Larick wasn't the only Illinois State player to pick up his first INT. William Rolle's third quarter pick stalled a Northern Iowa drive at the Illinois State 28 after Petrie's pass slipped through the hands of a Panther receiver. Rolle returned the ball into Northern Iowa territory, but an illegal block in the back penalty by the Redbirds placed the ball back at the Redbird 14 and the offense couldn't capitalize.

Momentum swung to the Northern Iowa sideline early in the fourth quarter when Troy Maskel lined up to punt for the Redbirds. The ball sailed over Maskel's head and into the back of the end zone for a Panther safety.

After the free kick, Northern Iowa took the lead just two plays into the drive. Petrie completed a 58-yard touchdown pass to Brian Cutright, who broke several tackles on his way to the end zone.

The Panthers were given two chances at a two-point conversion when the Redbirds were called for pass interference on the first try. Terrence Freney converted Northern Iowa's second try, making the score 10-7.

Carter went over 100 yards rushing on the Panthers' next possession when he ran 47 yards to the Illinois State 4. Freney picked up where Carter left off and scored on the next play, putting the Redbirds away and giving the Panthers a 16-7 lead.

Northern Iowa	0	0	0	16	-	16
Illinois State	0	7	0	0	-	7

ISU – Johnson 16-yard run (Carroll kick), 7:11, 2Q
 UNI – Team safety, 14:46, 4Q
 UNI – Cutright 58-yard pass from Petrie (Freney rush), 14:23, 4Q
 UNI – Freney 4-yard run (kick failed), 6:55, 4Q

	UNI	ISU
First Downs	19	13
Rushing Attempts-Yards	56-295	34-52
Passing	6-20-2	16-38-0
Passing Yards	135	150
Total Offense	430	202
Fumbles-Lost	2-1	0-0
Penalties-Yards	6-74	9-73
Time of Possession	31:12	28:48

RUSHING: (UNI) – Freney 28-170, Carter 15-113, Breland 3-9, Petrie 8-5, Team 2-(-2). **(ISU)** – Edwards 13-40, Johnson 8-25, Souza 9-11, Bullock 3-0, Team 1-(-24).

PASSING: (UNI) – Petrie 6-20-2-135. **(ISU)** – Souza 16-38-0-150.

RECEIVING: (UNI) – Carter 2-5, Cutright 1-58, Mays 1-54, Breland 1-14, Thorn 1-4. **(ISU)** – Smith 7-39, Johnson 2-30, Messengale 2-30, Edwards 2-20, Walkins 1-14, Robinson 1-9, Larson 1-8.

ATTENDANCE: 12,026

GAME 7 – McANDREW STADIUM #8 S. ILLINOIS 45, ILLINOIS STATE 17

SIU Tops Redbirds, 45-17

CARBONDALE, Ill. — The Illinois State football team ran into a Southern Illinois unit Saturday that had been clicking on all cylinders this season. The Salukis continued to click on all cylinders as they came out on top in a 45-17 victory over the Redbirds at McAndrew Stadium in Carbondale.

The Salukis caught a break on their first possession when the Redbirds were called for a roughing the punter penalty, keeping their offensive drive alive.

However, Sam Yeargin broke up a sure touchdown pass when he knocked the ball out of the hands of Southern Illinois receiver Kellen Allen. The Salukis had to settle for a 42-yard field goal by Craig Coffin.

Illinois State quarterback Mike Souza began to connect with his receivers on the Birds second possession, hitting Dwayne Smith on a 45-yard completion and Avery Massengale from 11 yards out. But a Royal Whitaker interception at the Saluki 25 stalled the drive and gave Southern Illinois the momentum they needed.

A 50-yard run by quarterback Joel Sambursky ended at the Redbird 25. Three plays later fullback Brandon Robinson sailed a halfback pass into the waiting hands of Courtney Abbott for a Saluki touchdown and a 10-0 lead.

Southern Illinois continued its nearly flawless offensive execution in the second quarter. This time it was Sambursky connecting on a 21-yard touchdown pass to Chris Kupec, giving the Salukis a 17-0 lead.

That's when Illinois State got their running game going on the legs of Sha-Ron Edwards. Edwards ran the ball four straight times up the middle of the Saluki defense, as he carried it in from 17 yards out to cut the lead to 17-7 midway through the second quarter. A 1-yard touchdown run by Tom Koutsos put the Salukis up 24-7 at halftime.

With 8:49 left in the third quarter, Illinois State punter Troy Maskel mishandled a snap deep in Redbird territory. The ball bounced around before Frank Johnson recovered it in the end zone, giving Southern Illinois a 31-7 lead.

After a 50-yard field goal by Stephen Carroll made the score 31-10, the Redbird defense stepped up to the plate as Mike Blough pressured Sambursky into throwing an interception to Andrew Papocchia.

But after the Redbird offense took over, Whitaker nabbed his second Souza pass of the game, stalling the Redbird drive near midfield.

Illinois State	0	7	3	7	-	17
#8 Southern Illinois	10	14	7	14	-	45

SIU – Coffin 42-yard field goal, 1Q, 7:42

SIU – Abbott 18-yard pass from Robinson (Coffin kick), 1Q, 3:20

SIU – Kupec 21-yard pass from Sambursky (Coffin kick), 2Q, 10:14

ISU – Edwards 16-yard run (Carroll kick), 2Q, 5:51

SIU – Koutsos 1-yard run (Coffin kick), 2Q, 3:14

SIU – F. Johnson fumble recovery (Coffin kick), 3Q, 8:49

ISU – Carroll 50-yard field goal, 3Q, 5:19

SIU – Koutsos 1-yard run (Coffin kick), 4Q, 10:18

ISU – Walkins 9-yard pass from Souza (Carroll kick), 4Q, 7:45

SIU – Koutsos 35-yard run (Coffin kick), 4Q, 6:57

	ISU	SIU
First Downs	19	22
Rushing Attempts-Yards	32-142	57-371
Passing	17-33-2	10-23-1
Passing Yards	207	148
Total Offense	321	506
Fumbles-Lost	1-1	0-0
Penalties-Yards	6-45	13-104
Time of Possession	23:04	36:56

RUSHING: (ISU) – Edwards 15-88, Johnson 8-19, Souza 6-18, Bullock 1-3, Team 2-(-14). **(SIU)** – Koutsos 28-153, Robinson 9-101, Sambursky 12-92, Weishaar 1-6, Holley 1-4, Jackson 4-4, Abdulqaadir 2-(-2).

PASSING: (ISU) – Souza 17-33-2-207. **(SIU)** – Sambursky 9-21-1-130, Robinson 1-1-0-18, Team 0-1-0-0.

RECEIVING: (ISU) – Smith 4-85, Robinson 3-34, Walkins 3-32, Barber 3-28, Edwards 1-12, Massengale 1-11, Kreger 1-3, Larson 1-2. **(SIU)** – Little 3-64, Koutsos 3-26, Abbott 2-24, Kupec 1-21, Robinson 1-13.

ATTENDANCE: 13,247.

2003 ILLINOIS STATE OPPONENTS' SCHEDULES AND RESULTS

Drake Bulldogs
(3-4, 1-2 PFL)

Aug. 28	at Illinois State	L, 13-27
Sept. 6	William Penn	W, 38-24
Sept. 13	Missouri-Rolla	W, 28-7
Sept. 20	at UW-Platteville	L, 20-21
Sept. 27	at Morehead State*	L, 17-34
Oct. 4	Jacksonville*	W, 40-34
Oct. 11	at San Diego*	L, x35-41
Oct. 18	Butler*	1 p.m.
Oct. 25	at Valparaiso*	1 p.m.
Nov. 1	Dayton*	1 p.m.
Nov. 8	Saint Mary's	12 p.m.
Nov. 15	Waldorf	1 p.m.

Illinois Fighting Illini
(1-6, 0-3 Big Ten)

Aug. 30	vs. Missouri	L, 15-22
Sept. 6	Illinois State	W, 49-22
Sept. 13	at UCLA	L, 3-6
Sept. 20	California	L, 24-31
Sept. 27	Wisconsin*	L, 20-38
Oct. 4	at Purdue*	L, 10-43
Oct. 11	Michigan State*	L, 14-49
Oct. 18	at Michigan*	11 a.m.
Oct. 25	Minnesota*	11 a.m.
Nov. 1	at Iowa*	tba
Nov. 8	at Indiana*	tba
Nov. 22	Northwestern*	tba

Truman State Bulldogs
(2-4, 2-2 MIAA)

Sept. 6	Winona State	L, 13-49
Sept. 13	at Illinois State	L, 6-49
Sept. 20	Pittsburg State*	L, 8-48
Sept. 27	at Washburn*	W, 12-6
Oct. 4	Emporia State*	L, 24-55
Oct. 11	at Missouri Southern	W, 15-3
Oct. 18	Missouri Western*	2 p.m.
Oct. 25	at Central Missouri*	1:30 p.m.
Nov. 1	at NW Missouri*	1 p.m.
Nov. 8	Missouri-Rolla*	1 p.m.
Nov. 15	at SW Baptist*	2 p.m.

Eastern Illinois Panthers
(1-5, 0-2 OVC)

Aug. 30	California (PA)	W, 27-0
Sept. 13	at Missouri	L, 0-37
Sept. 20	Illinois State	L, 14-21
Sept. 27	at Indiana State	L, 7-23
Oct. 4	at SE Missouri State*	L, 17-30
Oct. 11	Eastern Kentucky*	L, 0-41
Oct. 18	at Murray State*	3 p.m.
Oct. 25	Tennessee-Martin*	1:30 p.m.
Nov. 1	at Tennessee State*	6 p.m.
Nov. 8	Tennessee Tech	1:30 p.m.
Nov. 15	at Jacksonville State	4 p.m.
Nov. 22	Samford	1:30 p.m.

Florida Atlantic Owls
(5-2)

Aug. 28	at Middle Tennessee State	W, 20-19
Sept. 6	Valdosta State	L, 17-45
Sept. 13	at Central Florida	L, 29-33
Sept. 20	at Youngstown State	W, 13-6
Sept. 27	at #23 Illinois State	W, 28-10
Oct. 4	Texas State	W, 27-14
Oct. 11	Nicholls State	W, 31-23
Oct. 18	Northern Colorado	3 p.m.
Nov. 1	Gardner-Webb	2 p.m.
Nov. 15	Siena	2 p.m.
Nov. 22	at Florida International	2:30 p.m.

Northern Iowa Panthers
(5-1, 2-0 GFC)

Aug. 30	at Iowa State	L, 10-17
Sept. 6	Northern Michigan	W, 62-0
Sept. 18	at Stephen F. Austin	W, 38-24
Sept. 27	Northwestern State	W, 43-10
Oct. 4	at Illinois State*	W, 16-7
Oct. 11	Indiana State*	W, 22-14
Oct. 18	at SMS*	1:30 p.m.
Oct. 25	at Western Illinois*	1 p.m.
Nov. 1	Youngstown State*	4:05 p.m.
Nov. 8	at Western Kentucky*	4 p.m.
Nov. 15	Southern Illinois*	5:05 p.m.

Southern Illinois Salukis
(6-0, 2-0 GFC)

Aug. 28	Quincy	W, 64-14
Sept. 6	at SE Missouri State	W, 28-7
Sept. 13	Murray State	W, 32-7
Sept. 27	St. Joseph's	W, 75-0
Oct. 4	at Indiana State*	W, 37-14
Oct. 11	Illinois State*	W, 45-17
Oct. 18	at Western Illinois*	1:05 p.m.
Oct. 25	SMS*	6 p.m.
Nov. 1	at Western Kentucky*	4 p.m.
Nov. 8	Youngstown State	6 p.m.
Nov. 15	at Northern Iowa*	5:05 p.m.

Western Kentucky Hilltoppers
(4-2, 1-1 GFC)

Aug. 28	Union	W, 51-3
Sept. 6	West Virginia Tech	W, 67-3
Sept. 20	Eastern Kentucky	W, 36-6
Sept. 27	at Auburn	L, 3-48
Oct. 4	at Western Illinois*	L, 28-33
Oct. 11	SMS*	W, 9-6
Oct. 18	at Illinois State*	2:30 p.m.
Oct. 25	at Indiana State*	2:05 p.m.
Nov. 1	Southern Illinois*	4 p.m.
Nov. 8	Northern Iowa*	4 p.m.
Nov. 15	at Youngstown State*	12 p.m.

Youngstown State Penguins
(4-3, 1-1 GFC)

Aug. 28	Edinboro	W, 35-11
Sept. 6	Slippery Rock	W, 45-12
Sept. 13	at Kent State	L, 13-16
Sept. 20	Florida Atlantic	L, 6-13
Sept. 27	at Liberty	W, 34-3
Oct. 4	SMS*	W, 34-7
Oct. 11	Western Illinois*	L, 20-54
Oct. 18	at Indiana State*	1:05 p.m.
Oct. 25	Illinois State	4 p.m.
Nov. 1	at Northern Iowa*	5:05 p.m.
Nov. 8	at Southern Illinois*	7 p.m.
Nov. 15	Western Kentucky*	1 p.m.

Western Illinois Leathernecks
(5-1, 2-0 GFC)

Aug. 28	Wayne State	W, 35-3
Sept. 4	at Eastern Michigan	W, 34-12
Sept. 13	at LSU	L, 7-35
Sept. 20	Tennessee-Martin	W, 56-0
Oct. 4	Western Kentucky*	W, 33-28
Oct. 11	at Youngstown State*	W, 54-20
Oct. 18	Southern Illinois*	1:05 p.m.
Oct. 25	Northern Iowa*	1 p.m.
Nov. 1	at Illinois State*	1:30 p.m.
Nov. 8	at Indiana State*	11 a.m.
Nov. 15	SMS*	1:05 p.m.

SMS Bears
(3-3, 0-2 GFC)

Aug. 28	East Central	W, 48-0
Sept. 13	at Oklahoma State	L, 3-42
Sept. 20	at SE Missouri State	W, 17-10
Sept. 27	Bacone College	W, 51-14
Oct. 4	at Youngstown State*	L, 7-34
Oct. 11	at Western Kentucky*	L, 6-9
Oct. 18	Northern Iowa*	1:30 p.m.
Oct. 25	at Southern Illinois*	6 p.m.
Nov. 1	Indiana State*	2 p.m.
Nov. 8	Illinois State*	1 p.m.
Nov. 15	at Western Illinois*	1:05 p.m.

Indiana State Sycamores
(3-4, 0-2 GFC)

Aug. 28	at Ball State	L, 7-31
Sept. 6	Florida International	W, 13-10
Sept. 13	at Indiana	L, 3-33
Sept. 20	at Murray State	W, 17-10
Sept. 27	Eastern Illinois	W, 23-7
Oct. 4	Southern Illinois*	L, 14-37
Oct. 11	at Northern Iowa*	L, 14-22
Oct. 18	Youngstown State*	1 p.m.
Oct. 25	Western Kentucky*	2 p.m.
Nov. 1	at SMS*	3 p.m.
Nov. 8	Western Illinois*	1 p.m.
Nov. 15	at Illinois State*	1:30 p.m.