



Redbird Football

GAME NOTES

Contact: Todd Kober, Director of Media Relations • 309/438-3805 • Fax: 309/438-5634 • Cell: 309/310-7112 • gtkober@ilstu.edu

GAME #5



Florida Atlantic (2-2) **AT** **#23 Illinois St. (3-1)**

WHEN: Saturday, September 27, 2003**WHERE:** Hancock Stadium • Normal, Ill.**TIME:** 1:30 p.m. Central**TELEVISION:** None

REDBIRD RADIO NETWORK

Greg Halbleib will handle play-by-play duties, while Ted Schmitz handles color commentary. Bruce Evans reports from the sidelines and Tim Fisher is the studio host. Affiliates are flagship WJBC, AM 1230 (Bloomington), WLDC, 98.9 FM (Dwight), WBIG, AM 1280 (Aurora), WZOE, AM 1490 (Princeton) and WDID AM 1510 (Highland). All Illinois State athletic events broadcast by WJBC, including the weekly coaches shows, can be heard on a live internet stream at www.wjbc.com. Redbird game broadcasts are also available at sports.yahoo.com/ncaaf/teams/iid. To hear broadcasts on the phone, call TEAMLINE (800/846-4700/code 1152) with Visa or MasterCard.

The Game Facts

- ▶ This is the first meeting between the two schools and the first of two scheduled games in the series. The Redbirds will return to Florida Atlantic next season on September 25, 2004.
- ▶ Today's game is the first of back-to-back home contests for the Redbirds, the only time it will happen all season. After today's game against Florida Atlantic, the 'Birds will host Northern Iowa on October 4, for Family Day.
- ▶ With last week's 21-14 win over No. 18 Eastern Illinois, the Redbirds return to the top 25 poll for the first time since November 2, 2002. On that date the 'Birds were ranked No. 25 in the nation prior to their 9-0 loss at eventual national champion Western Kentucky.
- ▶ Florida Atlantic becomes only the second school from the Sunshine State to play at Hancock Stadium. In 1985 and again in 1994, the Redbirds hosted Central Florida. The 'Birds won the first meeting 48-21, but lost the second 27-26.
- ▶ In addition to the normal festivities surrounding Hancock Stadium on football Saturday, today's game is also Illinois Pork Producers Day. Tickets for the annual tailgate can be purchased through The Redbird Club office at 309/438-3803.

2003 Florida Atlantic Schedule

Aug. 28	at Middle Tennessee St.	W, 20-19
Sept. 6	Valdosta State	L, 17-45
Sept. 13	at Central Florida	L, 29-33
Sept. 20	at Youngstown State	W, 13-6
Sept. 27	at #23 Illinois State	1:30 p.m.
Oct. 4	SW Texas State	6 p.m.
Oct. 11	Nicholls State	3 p.m.
Oct. 18	Northern Colorado	3 p.m.
Nov. 1	Gardner-Webb	2 p.m.
Nov. 15	Siena	2 p.m.
Nov. 22	at Florida International	2:30 p.m.

www.redbirds.org

The Coaches

▶ Illinois State

Denver Johnson is in his fourth season at Illinois State and owns a 18-19 (.486) overall record with the Redbirds. Prior to guiding the 'Birds, Johnson was the head coach at Murray State where he compiled a 21-12 mark. Johnson, 44, is a 1981 graduate of Tulsa and his six-year head coaching record stands at 39-31 (.557).

▶ Florida Atlantic

Howard Schnellenberger (Kentucky '56) is in his third season at the helm of the Owl football program. Schnellenberger owns a 8-17 (.320) mark at Florida Atlantic and has a 108-94-3 (.534) mark during his 19 years career that included head coach stints at Miami (Fla.), Louisville and Oklahoma.

Illinois State Season Schedule/Results

Date	Opponent	Location	Result/Time	Notes
Aug. 28	Drake	Normal, Ill.	W, 27-13	'Birds grind out 282 yards on the ground to DU's 61.
Sept. 6	at Illinois (ESPN+)	Champaign, Ill.	L, 22-49	Dwayne Smith lit up Illini defense on 14 catches for 243 yards.
Sept. 13	Truman State	Normal, Ill.	W, 49-6	42 first half points, 6 rushing TDs and 544 total yards highlight win.
Sept. 20	at #18 Eastern Illinois (FSN)	Charleston, Ill.	W, 21-14	Redbirds rally in fourth quarter, finish with 482 yards of total offense.
Sept. 27	Florida Atlantic	Normal, Ill.	1:30 p.m.	First ever meeting between the two schools.
Oct. 4	Northern Iowa [^]	Normal, Ill.	1:30 p.m.	Homecoming 2003 and ISU has won the last two games.
Oct. 11	at Southern Illinois [^]	Carbondale, Ill.	1:30 p.m.	ISU has claimed four of the last five meetings.
Oct. 18	Western Kentucky [^] (FSN)	Normal, Ill.	2:30 p.m.	Redbirds are 0-2 against WKU since the 'Toppers joined the Gateway.
Oct. 25	at Youngstown State [^]	Youngstown, Ohio	3:00 p.m.	Leave the state of Illinois for the first time all season.
Nov. 1	Western Illinois [^]	Normal, Ill.	1:30 p.m.	WIU has won five of the last six games in Hancock.
Nov. 8	at SMS [^]	Springfield, Mo.	1:00 p.m.	'Birds have won three of the last four games in the series.
Nov. 15	Indiana State [^]	Normal, Ill.	1:30 p.m.	Illinois State is riding a five-game winning streak in the series.

[^] Gateway Football Conference game

THE TALE OF THE TAPE

	FAU	Illinois State
Scoring	79/19.8	119/29.8
Scoring Defense	103/25.8	82/20.5
Passing Yards	1089/272.2	785/196.2
Passing Defense	1157/289.2	734/183.5
Rushing Yards	344/86.0	1065/266.5
Rushing Defense	482/120.5	438/109.5
Total Offense	1433/358.2	1850/462.5
Total Defense	1639/409.8	1172/293.0
Kickoff Returns	17-374	14-309
Kick Return Average	22.0	22.1
Punt Returns	11-68	9-82
Punt Return Average	6.2	9.1
Interceptions	4-(-20)	3-5
Fumbles-Lost	7-6	6-2
Penalties	39-347	42-442
Punts/Net Average	29/37.4	21/39.1
Time of Possession	28:56	31:42
3 rd Down Conversions	16/57	32/65
4 th Down Conversions	6/8	3/4

INJURY UPDATE

- DB Cerone Colvin (left knee/ankle) probable
Games Missed: Drake, Truman St.
- FB/LS J.P. Dundas (left shoulder) probable
Games Missed: Drake
- DT Michael Heffernan (mild concussion) probable
Games Missed: Drake, Truman St., Eastern Illinois
- LB Adam Redenius (right shoulder) doubtful
Games Missed: Drake, Illinois, Truman St., Eastern Illinois
- DL Nick Rohrer (right knee) probable
Games Missed: Drake, Illinois, Truman St.
- DL Ryan Thorne (left ankle) questionable
Games Missed:
- OL Shawn Wiza (right knee) doubtful
Games Missed:

ILLINOIS STATE MEDIA RELATIONS

Director of Media Relations Todd Kober
Office Phone (309) 438-3805
Home Phone (309) 454-3048
Cell (309) 310-7112
E-mail gtkober@ilstu.edu
Graduate Assistant Mike Krizman
Office Phone (309) 438-7748
Cell (847) 528-2066
E-mail makrizm@ilstu.edu
Fax (309) 438-5634

INTERVIEW PROCEDURES

Postgame interviews following home contests are conducted in the team room (second floor) of the Kaufman Football Building. A golf cart is available to transport representatives from the visiting team to the interview area. TV lighting is also provided. After road games, representatives will be brought to a designated area. The locker room is closed at all times.

Redbird Ticket Office • (309) 438-8000

Scouting the Owls

- Florida Atlantic is located in Boca Raton, Fla., and has an enrollment of 25,000. An independent in football, Florida Atlantic was founded in 1961 and began competing in football in 2001.
- In only its third season of football, Florida Atlantic posted a 4-6 mark its initial season and a 2-9 record last year. So far, the Owls are 2-2 this season with wins at Division I-A Middle Tennessee State and perennial I-AA powerhouse Youngstown State.
- Entering this season, the Owls were 1-9 on the road, but have gone 2-1 this season away from home.
- Today's game is the fourth road game for the Owls in their first five games. After today, FAU will play five straight at home.
- The Owls' offense is predominately passing oriented. FAU ranks No. 11 nationally in passing offense (272.25) and No. 47 in total offense (358.25). The Owls average 86 yards per game on the ground, which is No. 106 nationally.
- Defensively, the Owls have been productive in stopping the run, allowing 120.50 yards per game, FAU ranks No. 37 nationally in rushing defense. However, opponents are averaging 289.25 yards per game through the air, which ranks No. 112 for passing defense.
- Florida Atlantic has only scored three points in the first quarter in their first four games. Also in the third quarter, the Owls have only scored seven, thus 69 of their total 79 points have been scored in the second and fourth quarters. On the flip side, FAU opponents have only scored seven points in the first frame.

Happy Birthday Hancock Stadium

It was 40-years ago today ... well actually Sunday ... that the first football game was ever played at Hancock Stadium. On September 28, 1963, the Redbirds dropped a 20-7 decision to Indiana State in the dedication of the 15,000 seat facility. The stadium is named after the late Howard Hancock, who was head football coach at Illinois State from 1931-44 and director of athletics from 1931-63. Hancock was a standout football player at Wisconsin and captained the first Badger team to play at Camp Randall Stadium.

It was Bound to Happen Sooner or Later

Illinois State's 21-14 win at No. 18 Eastern Illinois marked the seventh straight season in which the Redbirds have beaten at least one ranked foe. The 'Birds have won 11 of their last 22 tilts against ranked I-AA foes.

Break Away DJ

For the second game in a row, running back **Demetrus Johnson** scampered 49 yards for a touchdown. Johnson's pair of 40-yard TD runs against Eastern Illinois and Truman State is the most by a Redbird running back since 1998, when current Dallas Cowboy Aveion Cason rushed for three 40-plus yard scoring runs.

Paper or Plastic?

Grocery stores around town might be contacting the Redbird defense in the off-season, as the 'Birds efficiently bagged Eastern Illinois' quarterbacks on Saturday. The 'Birds finished with seven sacks, including three by senior defensive end **Ray Robinson**. The seven sacks marked the most by the 'Birds, since they set the school record with 12 against Western Illinois on November 4, 2000.

The Great Grigsby

It was just a matter of time, but with 11 tackles at Eastern Illinois, junior linebacker **Boomer Grigsby** moved into the top 10 list of all-time Redbird tacklers. Grigsby now has 324 tackles in his career, which ranks No. 8, and he is one of only 11 Redbirds to ever record 300 tackles in their career. The Canton, Ill., native has averaged 12.5 stops per game throughout his career, which would be the best average in Redbird history.

Redbirds Versus the Sunshine State

Today's game is the first meeting between the Redbirds and Florida Atlantic on the gridiron. Despite Illinois State's strong recruiting base in the state of Florida, the Owls will only be the third opponent from the Sunshine State for the Redbirds. In 1999, the 'Birds lost 14-13 at South Florida in the first and only meeting. The Redbirds have faced Central Florida four times in a pair of home-and-home series. UCF owns a 3-1 mark against the 'Birds, with the lone ISU win coming in 1985 at Hancock Stadium 48-21.

An Offense of Historical Proportions

It's still early, but this Illinois State offense is starting to lay claim as one of the most explosive in Redbird history. The Redbird offense continued to pile up the yardage on Saturday, as Illinois State totaled 484 yards of total offense at Eastern Illinois. With that total, the Redbirds fell just 18 yards shy of going three straight games with 500-plus yards of total offense for the first time in the history of the program. In addition, if the season ended today, the 2003 Redbird offense would rank:

- First all-time in rushing yards per game (266.2)
- First all-time in yards per rush (5.8)
- First all-time in total offense per game (462.5)
- Fourth all-time in points per game (29.8)

Defense Gaining Ground

With all the success the Redbird offense is having, the defensive side of the ball wasn't getting much attention outside of **Boomer Grigsby**. That's all starting to change. After allowing 700-plus total yards in the first two games, the Redbirds have only given up 201.5 yards per game in their last two outings. The aggressive, blitzing style of play continues to frustrate opposing signal callers. Currently the Redbirds are allowing 293 yards per contest on the season, which is only 6.5 yards more than the fifth-best defense in Redbird history. And if the season ended today, the Redbird rushing defense would rank No. 3 all-time.

Mr. Robinson's Neighborhood

Senior **Ray Robinson** spent the first three years of his Illinois State career as probably one of the most underrated players in the Gateway Football Conference. That's not the case anymore as the Trenton, N.J., native was finally named to the All-GFC Preseason Team. With his three sack performance at Eastern Illinois, Robinson cracked the Illinois State all-time sack list at No. 8 with 14 quarterback sacks.

Road Warriors

At one point last season, the Redbirds were riding an eight-game road losing streak. My, how things have changed. With the 21-14 win at Eastern Illinois, the 'Birds have won three of their last five games on the road with the losses coming to Division I-A Illinois and national champion Western Kentucky. In fact, the win at EIU snapped the Panthers' 15-game home winning streak with their last home loss coming in 1999 in a 24-17 defeat to ... Illinois State.

The Boomer Watch

Linebacker **Boomer Grigsby** is at it again. Like last season, Grigsby has a knack for raising the bar for the big games. Over his career, most of his best performances have come against the toughest opponents. Such was the case again at Illinois. Grigsby wowed the Big Ten crowd with a game-high 21 tackles, including 14 solo stops. It was the eighth time the reigning GFC Defensive Player of the Year totaled 15 or more tackles in a single game. With performances like that it's no wonder why Grigsby was the nation's top tackler in 2002 with 179 stops, as well as the top returning vote-getter and the player to beat for the 2003 Buck Buchanan Award, which is given to the top I-AA defensive player.

A Heroic Homecoming...

For wide receiver **Dwayne Smith** his return to Memorial Stadium on the Illinois' campus was almost perfect. The only thing the 6-foot-3, senior didn't catch was an Illinois State victory. In a career game on the field where it all started, Smith hauled in a Redbird record 14 passes topping the six-year mark of Darnell Jones by one. Smith's 14 grabs covered 243 yards, just 16 yards shy of another school mark and the second best receiving total in school history. The Rantoul, Ill., native also caught a pair of touchdown passes, including a 74-yarder and earned the GFC Offensive Player of the Week for his efforts.

... And He Left His Mark

Desmond Howard, Chris Carter, Charles Rogers or Brandon Lloyd couldn't hold a candle to **Dwayne Smith's** performance at Memorial Stadium against Illinois. That's because his 14 catches and 243 yards claimed the stadium record for catches and receiving yards, in the 79-year history of the facility.

Souzy Playmaker

Against Illinois, quarterback **Mike Souza** showcased his ability to make plays. Souza passed for a career-high 385 yards against the Big Ten foe, a mark that ranks No. 4 in the ISU record book and was the second-highest total by an Illinois' opponent at Memorial Stadium. He also legged 71 yards on the ground to lead the Redbird rushing attack. His 456 yards of total offense ranks No. 3 all-time at Illinois State.

A Schedule of Firsts

For the first time in the history of Illinois State football, the Redbirds will be playing a 12-game schedule. In addition, the 'Birds will host seven of the 12 contests at Hancock Stadium, which is the largest regular-season home slate in school history.

A Namesake Schedule

In addition to many firsts, the 2003 schedule is a perfect fit for Illinois State – since the Redbirds will only leave the state of Illinois twice all season. How fitting for a state university. The Redbirds won't leave the Land of Lincoln until October 25, when Illinois State travels to Youngstown State. Two weeks later, the Redbirds will face SMS in Springfield, Mo.

All-America U

Illinois State's football program has produced at least one all-American player in 17 of its last 21 seasons. Over the last five seasons, 19 players from ten different positions have been honored. **Boomer Grigsby** and Jonathan Friend were both honored following the 2002 season.

REDBIRDS & THE SUNSHINE STATE

The Redbirds currently have 20 players from the state of Florida on the roster. Following is the list along with their hometowns:

Ft. Lauderdale: Antwan Oliver and Joe Walkins
Immokolee: Gean Gilot and William Rolle
Lauderhill: Sam Yeargin
Longwood: Kyle Hill and Nate Johnson
North Marion: Janiah Downing
Orange Park: Stafford Davis
Orlando: Jarek Thomas and Robbie Wages
Plantation: Cavari Dailey
Riveria Beach: Earl Newby
Rockledge: Jesse Caesar and Laurént Robinson
Tallahassee: Darius Givens
West Palm Beach: Ramon Barber, Jonathan Deloach and Horrace Holloway
Winter Garden: Cedric Jackson

In addition, assistant coaches **Ron Lambert** (defensive coordinator) and **Galen Scott** (middle linebackers) both hail from Florida. Lambert is from Ft. Lauderdale, while Scott is from Orlando.

Citrus Connections

- The Redbirds' **Ramon Barber, Jonathan Deloach, Horrace Holloway** and **Earl Newby** were teammates with Florida Atlantic's Shomari Earls and Tyrone Higgins at Palm Beach Gardens High School.
- The Redbirds' **Antwan Oliver, Joe Walkins** and **Sam Yeargin** were teammates with Florida Atlantic's Josh Jenkins at Dillard High School.
- The Redbirds' **Jesse Caesar** and **Laurént Robinson** were teammates with Florida Atlantic's Chris McKinley and Mark Myers at Rockledge High School.

2003 Redbird Captains:

- #69 • Jim Ferguson
- #46 • Boomer Grigsby
- #12 • Andrew Papocchia
- #97 • Ray Robinson
- #5 • Mike Souza

THE GATEWAY FOOTBALL CONFERENCE

Here's a short and concise breakdown of one of the nation's premier NCAA I-AA football leagues:

2003 GFC STANDINGS

	W	L	PCT	W	L	PCT
Southern Illinois	0	0	.000	3	0	1.000
Western Kentucky	0	0	.000	2	0	1.000
Illinois State	0	0	.000	3	1	.750
Northern Iowa	0	0	.000	2	1	.667
Western Illinois	0	0	.000	2	1	.667
Youngstown State	0	0	.000	2	1	.667
SMS	0	0	.000	1	1	.500
Indiana State	0	0	.000	1	2	.333

THIS WEEK IN THE GATEWAY**September 27**

- Eastern Illinois at Indiana State, 1 p.m.
- Western Kentucky at Auburn, 4 p.m.
- Northwestern State at Northern Iowa, 4:05 p.m.
- St. Joseph's at Southern Illinois, 6 p.m.
- Youngstown State at Liberty, 7 p.m.
- Bacone College at SMS, 7 p.m.

All times central

2003 PRESEASON POLL

1. Western Illinois (24)	247
2. Western Kentucky (6)	218
3. Youngstown State	171
4. UNI (1)	139
5. Illinois State	131
6. Southern Illinois	130
7. SMS (1)	74
8. Indiana State	42

2003 GFC PRESEASON HONORS

Offense – Stafford Davis, OL (first team); Jeremy Melville, OL (honorable mention); Dwayne Smith, WR (honorable mention).

Defense – Boomer Grigsby, LB (first team); Ray Robinson, DL (first team).

2002 GFC POSTSEASON HONORS

Offense – Stephen Carroll, K (honorable mention); Stafford Davis, OL (second team); Vito Golson, WR (second team); Quincy Washington, RB (honorable mention).

Defense – Dennis Butler, DB (honorable mention); Jonathan Friend, DL (first team); Boomer Grigsby, LB (first team); Ray Robinson, DL (second team).

Gateway Defensive Player of the Year – Boomer Grigsby, LB

GATEWAY TELECONFERENCE

Teleconferences featuring the league's head coaches will be conducted each Wednesday during the season (Sept. 10 through Nov. 12). Those participating in the call should dial in five minutes prior to the scheduled start time (10 a.m. CST each Wednesday). Each call can also be accessed at www.gatewayfootball.org. The call-in number is 913/981-5509.

- **Denver Johnson (Illinois State), 10:05 a.m.**
- Tim McGuire (Indiana State), 10:10 a.m.
- Mark Farley (Northern Iowa), 10:15 a.m.
- Jerry Kill (Southern Illinois), 10:20 a.m.
- Randy Ball (SMS), 10:25 a.m.
- Don Patterson (Western Illinois), 10:30 a.m.
- David Elson (Western Kentucky), 10:35 a.m.
- Jon Heacock (Youngstown St.), 10:40 a.m.

All times are central

Another Would Be Grand

For the last three seasons, ISU has gotten 1,000-yard rushing campaigns from Quincy Washington (2002) and Willie Watts (2001 & 2000). The Redbirds have never had a 1,000-yard rusher for four straight seasons.

Transferrable

Since 1993, when the NCAA rules changed to allow players immediate eligibility at the I-AA level, Illinois State has had 37 players transfer from I-A schools. ISU's I-A transfers on this year's roster include: **Cavari Dailey** (DB, Auburn); **Jim Ferguson** (OL, Illinois); **Steve Harris** (DB, Illinois); **Demetrus Johnson** (RB, Minnesota); **Cameron Siskowic** (LB, Washington State); **Dwayne Smith** (WR, Illinois); **Jesus Terrazas** (DL, Illinois); **Joe Walkins** (WR, Auburn) and **Shawn Wiza** (OL, Western Michigan).

Redbird Milestones Under Johnson

Here is a list of the Illinois State players that have either passed for 300 yards or rushed or caught 100 yards under head coach **Denver Johnson's** tenure:

100-Yard Rushing Games

- 210, Quincy Washington vs. Quincy (9/7/02)
- 200, Willie Watts vs. Indiana State (11/10/01)
- 186, Willie Watts vs. EIU (11/11/00)
- 174, Willie Watts at WIU (11/4/00)
- 169, Q. Washington vs. Murray St. (9/21/02)
- 167, Quincy Washington vs. SMS (10/5/02)
- 161, Willie Watts vs. SMS (11/18/00)
- 159, Demetrus Johnson at EIU (9/20/03)
- 158, Willie Watts vs. Northern Iowa (10/27/01)
- 158, Walter James at UNI (9/30/00)
- 156, Willie Watts at SEMO (9/16/00)
- 155, Willie Watts at Murray St. (9/8/01)
- 152, Sha-Ron Edwards vs. Drake (8/28/03)
- 145, Willie Watts vs. W. Va. Tech (8/31/00)
- 135, Willie Watts vs. SEMO (9/22/01)
- 132, Demetrus Johnson vs. Truman St. (9/13/03)
- 127, Quincy Washington vs. WIU (10/12/02)
- 126, Quincy Washington vs. SIU (10/19/02)
- 110, Willie Watts vs. WKU (11/3/01)
- 109, Walter James vs. W. Va. Tech (8/31/00)
- 108, Walter James vs. YSU (10/7/00)
- 104, Quincy Washington at UNI (10/26/02)
- 101, Willie Watts vs. PV A&M (10/21/00)

300-Yard Passing Games

- 385, Mike Souza at Illinois (9/6/03)
- 350, Kevin Glenn vs. SMS (11/18/00)
- 319, Dusty Burk vs. Northern Iowa (10/27/01)
- 310, Dusty Burk at Indiana St. (10/14/00)

100-Yard Receiving Games

- 243, Dwayne Smith at Illinois (9/6/03)
- 183, Vito Golson vs. Northern Iowa (10/27/01)
- 136, Vito Golson at Indiana State (11/16/02)
- 136, Gerry Davis at UNI (9/30/00)
- 115, Justin Frierson vs. W. Va. Tech (8/31/00)
- 113, Vito Golson vs. SIU (10/19/02)
- 110, Vito Golson vs. MSU (9/21/02)
- 109, Vito Golson at INS (10/14/00)
- 107, Mark Schaeve vs. WKU (11/3/01)
- 107, Steve Kostro vs. EIU (11/11/00)
- 105, Mark Schaeve vs. WIU (10/13/01)
- 102, Jon Laurenti vs. SMS (11/18/00)

I-AA Committee a Little "Weis"er

Illinois State athletics director **Perk Weisenburger**, a Central Michigan alum, is entering his third year on the NCAA Division I-AA Football Committee. Among other things, the committee seeds the field and selects the eight at-large teams for the I-AA championship.

We Win ...

- Illinois State teams have won 112 conference championships -- an average of more than five per year -- since beginning Division I conference play in 1982 (from 1971-81, ISU was a Division I independent). Redbird teams compete in two different conferences.
- The football team plays in the Gateway, 17 sports compete in the Missouri Valley and the gymnastics team competes as an independent.
- Illinois State finished in the top four in 10 of 17 Valley titles during 2001-02, including league titles by men's cross country, women's tennis and softball and a tournament championship by women's tennis.
- ISU has won 16 conference All-Sports Trophies since '82, including five of the last eight in the MVC.
- Illinois State has been in the Gateway Football Conference for 17 years and has won 20 games in the last five years while winning 22 over its first 13 years of membership.

...But Not At The Expense of Good Grades

Illinois State didn't forget the "student" in student-athlete while it was piling up all its outstanding performances during the 2002-03 school year. Redbird athletics had another student-athlete (Abby Scott, softball) named a Bone Scholar, the highest undergraduate academic honor at Illinois State, Scott became the eighth athlete to receive the honor in the last five years. In 2001, former linebacker Adam Waugh, who was named a National College Scholar-Athlete by The National Football Foundation and College Hall of Fame, became the third Redbird football player to receive the honor.

ILLINOIS STATE DEPTH CHART

OFFENSE

LT	51	Mike Stegeman	6-5	285	So.-1L
	75	Janiah Downing	6-3	210	Fr.-RS
LG	64	Stafford Davis	6-1	280	So.-1L
	77	Joe Pantoja	6-2	269	Jr.-1L
C	61	Jeremy Melville	6-4	266	Jr.-2L
	60	Geoff Pearson	6-2	275	Jr.-Sq.
RG	69	Jim Ferguson	6-3	267	Sr.-2L
	78	Kory Andersen	6-2	267	Fr.-RS
RT	63	Matt Pezdek	6-4	308	Jr.-1L
	62	Shawn Wiza	6-7	293	So.-TR
WR	80	Dwayne Smith	6-3	194	Sr.-1L
	88	Avery Massengale	6-4	225	Jr.-TR
WR	13	Ramon Barber	6-0	188	So.-1L
	81	Laurént Robinson	6-2	165	Fr.-HS
TE	83	Steve Statz	6-5	260	So.-1L
	89	Mike Larson	6-4	252	Jr.-1L
QB	5	Mike Souza	6-0	177	Sr.-1L
	18	Yance Vaughan	6-3	204	Jr.-Sq.
RB	20	Demetrus Johnson	5-9	185	Jr.-TR
	31	Sha-Ron Edwards	6-0	201	Sr.-1L
FB	82	Kevin Kreger	6-0	226	So.-1L
	32	Earl Newby	6-0	215	Fr.-HS

DEFENSE

DE	98	Mike Blough	6-5	224	So.-1L
	92	Josh Chrestman	6-4	255	Jr.-TR
DT	65	Ryan Thorne	6-2	237	Fr.-RS
	52	Jesus Terrazas	6-2	265	Jr.-TR
DT	73	Justin Martindale	6-3	260	Fr.-RS
	74	Barry Hartman	6-5	270	Fr.-HS
DE	97	Ray Robinson	6-2	230	Sr.-3L
	96	Anthony Kirkland	6-2	245	Fr.-HS
WHIP	12	Andrew Papoccia	5-11	191	Sr.-3L
	36	William Rolle	5-10	191	So.-1L
ILB	42	Gean Gilot	6-0	202	Sr.-2L
	40	Cameron Siskowic	6-2	230	Fr.-TR
ILB	46	Boomer Grigsby	6-0	245	Jr.-2L
	54	Rick Splant	6-2	210	Jr.-2L
ROVER	4	Cavari Dailey	6-1	203	Fr.-TR
	28	James Temple	6-0	200	Fr.-RS
RC	1	Sam Yeargin	5-11	175	Jr.-2L
	25	Leon Kittrell	5-9	165	Fr.-RS
LC	2	Antwan Oliver	5-10	168	Jr.-TR
	47	Steve Harris	6-0	185	Fr.-TR
FS	27	Tyler Larick	6-1	201	Jr.-TR
	23	Chris Govan	6-0	187	So.-1L

SPECIALISTS

PK	99	Stephen Carroll	5-11	180	Jr.-2L
	49	Troy Maskel	6-3	247	So.-1L
KO	99	Stephen Carroll	5-11	180	Jr.-2L
	49	Troy Maskel	6-3	247	So.-1L
P	49	Troy Maskel	6-3	247	So.-1L
	14	Ryan Hoffman	6-2	186	So.-1L
LS	33	J.P. Dundas	6-0	214	Jr.-1L
	82	Kevin Kreger	6-0	226	So.-1L
SS	60	Geoff Pearson	6-2	275	Jr.-Sq.
	67	Jake Weber	6-2	225	Fr.-HS
HD	16	Brian Busser	6-1	184	So.-Sq.
	5	Mike Souza	6-0	177	Sr.-1L
KR	9	Joe Walkins	5-9	177	Jr.-TR
	34	LaShawn Bullock	5-7	166	Fr.-RS
PR	12	Andrew Papoccia	5-11	191	Sr.-3L
	25	Leon Kittrell	5-9	165	Fr.-RS

FLORIDA ATLANTIC DEPTH CHART

OFFENSE

RT	60	Ken Campos	6-5	275	Jr.
	63	Antes Perkins	6-4	265	Fr.
RG	68	Chris Shepherd	6-3	288	So.
	79	Kevin Ketchum	6-5	292	So.
C	64	George Guffey	6-3	235	So.
	70	Nello Faulk	6-6	245	Fr.
LG	76	Kevin Fischer	6-3	235	So.
	78	William McDonald	6-3	270	Jr.
LT	77	Dave Richards	6-3	271	Jr.
	73	Stetson Wilson	6-5	297	Fr.
WR	9	Larry Taylor	5-9	180	Jr.
	15	Matt Prudenti	5-11	180	Sr.
WR	17	Roosevelt Bynes	6-1	185	Jr.
	1	Brittney Tellis	5-9	170	Jr.
TE	84	Anthony Crissinger-Hill	6-3	205	So.
	83	Ben Coker	6-0	210	Jr.
QB	12	Jared Allen	6-3	195	Jr.
	11	Danny Embick	6-1	210	So.
FB	20	Eric Harper	6-4	215	Jr.
	35	Aaron Sanchez	5-10	195	So.
HB	2	Daveon Barron	5-8	165	So.
	4	Anthony Jackson	5-8	185	Jr.

DEFENSE

LE	96	Johnnie Sloan	6-1	240	Jr.
	93	Brett Konchak	6-2	233	Jr.
LT	92	Yrvens Guerrier	6-0	265	Jr.
	95	Mark Chase	6-3	276	So.
RT	57	Jason Pugh	6-2	240	Jr.
	85	Arthur Cave	6-2	265	Jr.
RE	99	Ramon Rickards	6-2	233	Jr.
	55	Dimitri Jacques	6-3	205	Jr.
SAM	50	Tyrone Higgins	6-2	208	Jr.
	54	Chris McKinley	6-1	190	So.
MIKE	51	Quentin Swain	6-0	230	Sr.
	59	Shomari Earls	6-2	205	So.
WILL	46	Chris Lashowski	5-10	212	Jr.
	52	Joe Walker	6-10	217	Jr.
CB	10	Quincy Skinner	5-10	150	Fr.
	22	Lawrence Gordon	5-11	175	So.
CB	24	Willie Hughley	5-11	170	So.
	27	Cameron Rodgers	5-10	174	Jr.
SS	3	Craig Roundtree	5-8	177	Jr.
	39	Ertwyn Henry	5-9	175	So.
FS	29	Jerrell Terry	5-11	195	Jr.
	25	Taheem Acevedo	6-1	195	Fr.

SPECIALISTS

PK	38	Mark Myers	6-2	185	Jr.
P	19	Andy Rosas	5-10	195	Sr.
LS	61	Brian Pare	6-2	255	Jr.
KR	4	Anthony Jackson	5-8	185	Jr.
PR	1	Brittney Tellis	5-9	170	Jr.
	15	Anthony Jackson	5-8	185	Jr.

2003 ILLINOIS STATE FOOTBALL DEFENSIVE STATS

DEFENSIVE LEADERS	GP	TACKLES			SACKS		PASS DEF			FUMBLES		BLKD	
		SOLO	AST	TOTAL	TFL/YDS	NO-YARDS	INT-YDS	BRUP	QBH	RCV-YDS	FF	KICK	SAF
46 GRIGSBY,Boomer	4	27	25	52	5-18	2-11	.	.	1	1-0	.	.	.
42 GILOT,Gean	4	14	23	37	6-13	1-4	.	.	2
27 LARICK,Tyler	4	12	10	22	.	.	.	2	.	1-0	1	.	.
12 PAPOCCIA,Andrew	4	10	12	22	3-20	2-18	1-0
4 DAILEY,Cavari	3	12	6	18	3-18	1-10	.	2	1	.	1	.	.
54 SPLANT,Rick	4	13	5	18	1-3
97 ROBINSON,Ray	4	15	2	17	5-30	3-22	.	1	8
2 OLIVER,Antwan	4	11	3	14	.	.	1-0	5
73 MARTINDALE,Just	4	5	8	13	2-13	2-13	.	.	4	.	.	1	.
92 CHRESTMAN,Josh	4	5	8	13	1-1	.	.	.	2
28 TEMPLE,James	4	9	3	12
23 GOVAN,Chris	4	10	2	12	1-1	.	.	1
36 ROLLE,William	4	6	6	12	1-9	1-9	.	.	.	1-0	.	.	.
40 SISKOWIC, Camero	4	6	4	10	1	1
1 YEARGIN,Sam	4	6	3	9	.	.	1-5	3
21 COLVIN,Cerone	2	4	3	7
44 CAMPBELL,Niall	4	4	3	7	2-1	2	.	.
25 KITTRELL,Leon	4	5	2	7	2-6	.	.	2
65 THORNE,Ryan	4	4	2	6	2-6	.	.	2	3	1-0	.	.	.
52 TERRAZAS,Jesus	4	2	2	4
47 HARRIS,Steve	4	3	1	4
98 BLOUGH,Mike	4	3	1	4	2-4	.	.	2	1
74 HARTMAN,Barry	4	3	1	4	.	.	.	2	1	.	1	.	.
76 HEFFERNAN,Micha	3	.	2	2	1
37 YEARBY,Sesamir	4	1	1	2	1-0	.	.	.
96 KIRKLAND,Anthon	4	.	2	2	2
50 CONNER,Montel	3	.	1	1
32 NEWBY,Earl	4	1	.	1
82 KREGGER,Kevin	4	1	.	1
95 ROHRER,Nick	1	.	1	1	1
26 HOLAK,Pete	4	1	.
Total.....	4	192	142	334	36-143	10-88	3-5	22	26	5-0	5	3	1
Opponents.....	4	140	154	294	11-18	2-6	2-35	15	1	2-0	2	.	.



GAME-BY-GAME INDIVIDUAL STATS

Rushing (Att.-Yds.-TD)

Opponent	Bullock	T. Davis	Edwards	Johnson	Newby	Souza
Drake	INJ	4-18-0	16-152-2	20-82-1	1-5-0	4-23-0
@ Illinois	INJ	0-0-0	5-17-0	8-38-0	0-0-0	16-71-0
Truman St.	INJ	12-58-1	19-93-1	15-132-3	2-15-1	4-39-0
@ E. Illinois	8-48-0	0-0-0	7-15-0	20-159-1	0-0-0	13-45-0
Fla. Atlantic						
N. Iowa						
@ S. Illinois						
Western Ky.						
@ Y'town St.						
W. Illinois						
@ SMS						
Indiana St.						

Passing (Comp.-Att.-Int.-Yds.-TD)

Opponent	Souza	Vaughan
Drake	8-16-1-45-0	1-2-0-8-0
@ Illinois	33-56-0-385-2	DNP
Truman St.	8-11-0-109-1	4-8-0-23-0
@ E. Illinois	15-34-1-215-1	DNP
Fla. Atlantic		
N. Iowa		
@ S. Illinois		
Western Ky.		
@ Y'town St.		
W. Illinois		
@ SMS		
Indiana St.		

Receiving (No.-Yds.-TD)

Opponent	Barber	Edwards	T. Davis	Filin	Johnson	Jones	Larson	Massengale	Newby	Robinson	Smith	Walkins
Drake	3-13-0	0-0-0	0-0-0	0-0-0	1-(-4)-0	1-0-0	0-0-0	DNP	0-0-0	1-7-0	2-29-0	0-0-0
@ Illinois	6-37-0	1-(-1)-0	0-0-0	0-0-0	4-28-0	1-2-0	2-28-0	5-48-0	0-0-0	0-0-0	14-243-2	INJ
Truman St.	1-12-0	0-0-0	1-5-0	1-24-0	1-3-0	DNP	2-9-0	1-9-0	0-0-0	1-22-1	3-43-0	INJ
@ E. Illinois	4-68-0	0-0-0	0-0-0	0-0-0	2-16-0	DNP	0-0-0	2-43-0	0-0-0	1-4-0	4-50-0	2-34-0
Fla. Atlantic												
N. Iowa												
@ S. Illinois												
Western Ky.												
@ Y'town St.												
W. Illinois												
@ SMS												
Indiana St.												

Defense (Tackles-Sacks-Int.)

Opponent	Blough	Campbell	Chrestman	Dailey	Gilot	Govan	Grigsby	Harris	Hartman	Heffernan	Kirkland	Kittrell	Larrick
Drake	1-0-0	4-0-0	2-0-0	10-0-0	12-1-0	3-0-0	11-0-0	2-0-0	1-0-0	1-0-0	1-0-0	2-0-0	5-0-0
@ Illinois	1-0-0	2-0-0	4-0-0	2-0-0	9-0-0	1-0-0	21-0-0	0-0-0	0-0-0	1-0-0	0-0-0	1-0-0	8-0-0
Truman St.	1-0-0	1-0-0	5-0-0	INJ.	7-0-0	1-0-0	9-1-0	1-0-0	3-0-0	INJ	1-0-0	4-0-0	3-0-0
@ E. Illinois	1-0-0	0-0-0	2-0-0	6-1-0	9-0-0	7-0-0	11-1-0	1-0-0	0-0-0	INJ	0-0-0	0-0-0	6-0-0
Fla. Atlantic													
N. Iowa													
@ S. Illinois													
Western Ky.													
@ Y'town St.													
W. Illinois													
@ SMS													
Indiana St.													

Opponent	Martindale	Oliver	Papoccia	Robinson	Rolle	Siskowic	Splant	Temple	Terrazas	Thorne	Yeargin
Drake	6-1-0	3-0-0	6-0-0	5-0-0	2-0-0	4-0-0	5-0-0	3-0-0	2-0-0	1-0-0	1-0-0
@ Illinois	4-0-0	3-0-0	8-0-1	5-0-0	5-0-0	3-0-0	3-0-0	3-0-0	2-0-0	2-0-0	2-0-0
Truman St.	0-0-0	3-0-0	3-1-0	1-0-0	4-0-0	3-0-0	9-0-0	6-0-0	0-0-0	1-0-0	2-0-1
@ E. Illinois	2-1-0	5-0-1	5-1-0	6-3-0	1-1-0	0-0-0	1-0-0	0-0-0	0-0-0	2-0-0	4-0-0
Fla. Atlantic											
N. Iowa											
@ S. Illinois											
Western Ky.											
@ Y'town St.											
W. Illinois											
@ SMS											
Indiana St.											

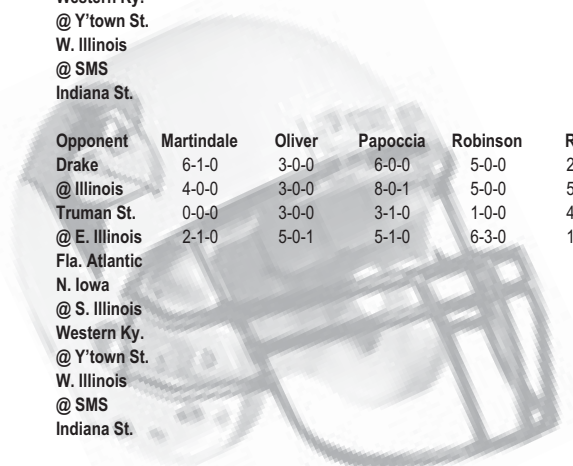
KICKOFFOLOGY

Kickoffs	22
Touchbacks	8
Returns	10
Out of Bounds	0
Fair Catch/Downed	1
Onside Kick	2
Average Starting Position	24.4

POINTS OFF TURNOVERS

Opponent	ISU's Scoring off TOs
Drake	14 (2 TDs)
@ Illinois	3 (1 FG)
Truman St.	14 (2 TDs)
@ E. Illinois	0
Fla. Atlantic	
N. Iowa	
@ S. Illinois	
Western Ky.	
@ Y'town St.	
W. Illinois	
@ SMS	
Indiana St.	
Total	31 (4 TDs, 1 FG)

Opponent	Scoring off TOs
Drake	0
@ Illinois	7 (1 TD)
Truman St.	0
@ E. Illinois	7 (1 TD)
Fla. Atlantic	
N. Iowa	
@ S. Illinois	
Western Ky.	
@ Y'town St.	
W. Illinois	
@ SMS	
Indiana St.	
Total	14 (2 TD)

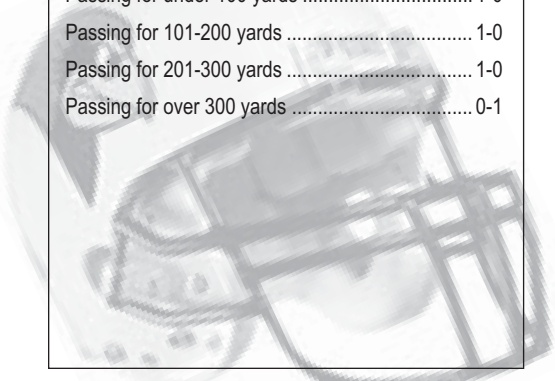


ILLINOIS STATE'S RECORD WHEN ...

Home	2-0
Road	1-1
Gateway	0-0
Grass	0-0
Turf	3-1
Day	1-1
Night	2-0
Score first	1-0
Opponent scores first	2-1
Leading after first quarter	2-0
Tied after first quarter	0-0
Trailing after first quarter	1-1
Leading at halftime	2-0
Tied at halftime	0-0
Trailing at halftime	1-1
Leading after third quarter	2-0
Tied after third quarter	0-0
Trailing after third quarter	1-1
Scoring 10 or less points	0-0
Scoring 11-20 points	0-0
Scoring 21-30 points	2-1
Scoring 31-40 points	0-0
Scoring 41 or more points	1-0
Allowing 10 or less points	1-0
Allowing 11-20 points	2-0
Allowing 21-30 points	0-0
Allowing 31-40 points	0-0
Allowing 41 or more points	0-1
Having less turnovers	2-0
Having more turnovers	0-1
Same number of turnovers	1-0
Scoring a defensive touchdown	0-0
Allowing a defensive touchdown	1-0
Scoring a special team touchdown	0-0
Allowing a special team touchdown	0-1
Rushing for under 100 yards	0-0
Rushing for 101-200 yards	0-1
Rushing for 201-300 yards	2-0
Rushing for over 300 yards	1-0
Passing for under 100 yards	1-0
Passing for 101-200 yards	1-0
Passing for 201-300 yards	1-0
Passing for over 300 yards	0-1

ILLINOIS STATE SCORING PLAYS/DRIVES

Qtr.	Opponent	Time	Scoring Play	Conversion	Plays-Yds.	TOP	Score
1	Drake	4:20	Johnson 17-yard run	Carroll kick	5-67	1:58	6-7
2	Drake	4:44	Edwards 15-yard run	Carroll kick	11-65	5:23	14-6
2	Drake	:44	Carroll 48-yard field goal		8-35	2:28	17-6
3	Drake	12:10	Edwards 31-yard run	Carroll kick	2-37	:36	24-6
4	Drake	10:16	Carroll 22-yard field goal		4-5	1:17	27-6
2	Illinois	7:35	Carroll 27-yard field goal		14-59	6:53	3-21
3	Illinois	7:28	Smith 10-yard pass from Souza	Carroll kick	13-78	5:26	10-31
3	Illinois	5:38	Carroll 28-yard field goal		5-32	1:50	13-31
3	Illinois	1:13	Smith 74-yard pass from Souza	Pass failed	4-80	2:00	19-38
4	Illinois	0:00	Carroll 28-yard field goal		12-58	1:58	22-49
1	Truman State	12:00	Johnson 1-yard run	Carroll kick	5-21	2:18	7-0
1	Truman State	5:00	Robinson 22-yard pass Souza	Carroll kick	4-27	2:22	14-0
1	Truman State	:50	Johnson 49-yard run	Carroll kick	5-77	1:49	21-0
2	Truman State	13:26	Edwards 5-yard run	Carroll kick	4-41	1:28	28-0
2	Truman State	8:11	Davis 1-yard run	Carroll kick	9-36	3:45	35-0
2	Truman State	1:00	Johnson 3-yard run	Carroll kick	11-80	4:30	42-0
3	Truman State	2:39	Newby 10-yard run	Carroll kick	4-20	1:37	49-0
1	Eastern Illinois	9:01	Carroll 44-yard field goal		8-38	3:12	3-7
1	Eastern Illinois	:51	Carroll 47-yard field goal		11-55	4:58	6-14
2	Eastern Illinois	6:02	Massengale 24-yard pass from Souza	Rush failed	10-89	3:00	12-14
4	Eastern Illinois	9:49	Team safety				14-14
4	Eastern Illinois	8:25	Johnson 49-yard run	Carroll kick	3-58	1:18	21-14



OPPONENT SCORING PLAYS/DRIVES

Qtr.	Opponent	Time	Scoring Play	Conversion	Play-Yds.	TOP	Score
1	Drake	6:26	Taylor 1-yard run	kick failed	3-69	1:07	0-6
4	Drake	2:48	Moroni 17-yard pass from Jostes	McGlade kick	8-85	2:32	13-27
1	Illinois	7:23	Kornfeld 32-yard pass from Beutjer	Gockman kick	4-63	1:47	0-7
1	Illinois	4:28	Hayden 41-yard pass from Beutjer	Gockman kick	5-58	1:43	0-14
1	Illinois	2:03	Hurst 30-yard pass from Beutjer	Gockman kick	3-41	1:11	0-21
2	Illinois	1:18	Gockman 40-yard field goal		15-63	6:17	3-24
2	Illinois	0:00	Williams 66-yard blocked FG	Gockman kick			3-31
3	Illinois	3:13	Virgil 35-yard run	Gockman kick	5-65	2:25	13-38
4	Illinois	10:06	Haywood 4-yard pass from Beutjer	Hayden pass	8-59	3:53	19-46
4	Illinois	1:58	Gockman 28-yard field goal		12-78	5:33	19-49
4	Truman State	5:25	Eads 11-yard turn	Kramphoefner kick	9-60	3:10	6-49
1	Eastern Illinois	12:20	Miller 32-yard interception return	Kuehn kick			0-7
1	Eastern Illinois	6:00	Voss 35-yard pass from Vincent	Kuehn kick	6-80	3:01	3-14

RANKING THE REDBIRDS NATIONALLY

Team Statistics

Rushing Offense	11	266.25
Passing Offense	55	196.25
Total Offense	9	462.50
Scoring Offense	30	29.75
Rushing Defense	32	109.50
Pass Efficiency Defense	53	110.76
Total Defense	31	293.00
Scoring Defense	49	20.50
Net Punting	11	39.14
Punt Returns	55	9.11
Kickoff Returns	33	22.07
Turnover Margin	49	+50
Pass Defense	56	183.50

Individual Statistics in the Top 30

Demetrus Johnson – Rushing	27	102.75
Mike Souza – Total Offense	27	233.0
Dwayne Smith – Receiving Yards	28	91.25
Sha-Ron Edwards – KO Returns	27	26.20
Stephen Carroll-Field Goals	5	1.75

GFC PLAYERS OF THE WEEK

Offense

Dwayne Smith	9/7
Demetrus Johnson	9/14

FOOTBALL GAZETTE PLAYERS OF THE WEEK

Offense

Dwayne Smith	9/8
--------------	-----

PRONUNCIATION KEY

Ramon Barber	Ra-MON
Mike Blough	rhymes with Plow
Brian Busser	BUS-er
Nial Campbell	NILE
Cerone Colvin	suh-ROAN COHL-vin
Dan Dechert	DECK-ert
J.P. Dundas	DONE-dus
Sha-Ron Edwards	sha-RON
Alex Filin	FILL-in
Evan Allen-Gessesse	ga-SES-a
Gean Gilot	gene guh-LOT
Pete Holak	HOLE-ak
LaMonte Jones	la-MONT-aye
Kevin Kreger	CREE-ger
Joe Pantoja	pan-TOY-yuh
Andrew Papoccia	puh-POE-see
Matt Pezdek	PEZ-deck
Adam Redenius	ruh-DEEN-yus
Laurént Robinson	Lar-AUNT
Nick Rohrer	ROAR-er
William Rolle	ROLL
Cameron Siskowic	SIS-co-wick
Mike Souza	SUE-za
Steve Statz	STAHTZ
Mike Stegeman	STEG-eh-man
Jesus Terrazas	ter-RAH-zus
Ryan Thorne	THORN
Shawn Wiza	WIZ-ah
Sesamir Yearby	SEZ-meer
Sam Yeargin	YEER-gun



THE REDBIRD RECORD BOOK**ISU Career Rushing Yards by a QB**

1. Adrian Wilson (1988-92)	725
3. Kevin Glenn (1997-00)	561
- Mike Souza (2002-)	402

ISU Career Passing Yards

1. Kevin Glenn (1997-00)	8,251
12. Jerry Kinnikin (1965-67)	2,207
13. Mike Souza (2002-)	2,158

ISU Career Passing TDs

1. Kevin Glenn (1997-00)	62
8. Adrian Wilson (1988-92)	17
- Mike Souza (2002-)	12

ISU Career Receptions

1. Rickey Garrett (1996-99)	177
10. Clarence Miller (1987-91)	81
Jim Fitzpatrick (1977-80)	81
- Dwayne Smith (2002-)	62

ISU Career Receiving Yards

1. Rickey Garrett (1996-99)	2,719
10. Kevin Dixson (1993-94)	1,012
- Dwayne Smith (2002-)	835

ISU Career TD Receptions

1. Rickey Garrett (1996-99)	22
8. Four players with	7
- Dwayne Smith (2002-)	5

ISU Career Total Yards (Net)

1. Kevin Glenn (1997-00)	8,812
14. Lester Anderson (1993-96)	2,603
15. Mike Souza (2002-)	2,560

ISU Career Tackles

1. Galen Scott (1997-00)	579
8. Adam Waugh (1998-01)	327
9. Boomer Grigsby (2001-)	324
10. Tim Angsten (1995-97, 1999)	320
- Andrew Papoccia (2000-)	218

ISU Career Sacks

1. John Kropke (1984-87)	25
6. Eric Johnson (1994-96)	15
7. Andrew Papoccia (2000-)	14.5
8. Ray Robinson (2000-)	14
Devon Finn (1997-00)	14
10. Scott Underwood (1986-89)	13.5
Brian Gant (1983-86)	13.5
- Boomer Grigsby (2001-)	8.5

ISU Career Tackles for Loss

1. John Kropke (1984-87)	54
5. Brian Gant (1983-86)	36
6. Andrew Papoccia (2000-)	30
Wilbert Brown (1988-91)	29
10. Clint Cullen (1990-93)	26
- Boomer Grigsby (2001-)	24
- Ray Robinson (2000-)	23

ISU Career Field Goals

1. Todd Kurz (1993-96)	59
4. Jake Strader (1997-00)	32
Bruce Hoefmagel (1972-75)	32
- Stephen Carroll (2001-)	30

ISU Career PATs

1. Jake Strader (1997-00)	141
5. Issac Camargo (1978-81)	74
6. Stephen Carroll (2001-)	70

ISU Consecutive PATs Made

1. Paul Politi (1983-86)	85
2. Stephen Carroll (2001-)	61

THE SPORTS NETWORK/CSTV POLL

Team (first place votes)	Pts.	Prv. Rank
1. McNeese State (76)	2,547	1
2. Western Illinois (13)*	2,430	2
3. Western Kentucky (12)*	2,399	3
4. Northeastern (1)	2,232	4
5. Villanova (2)	2,165	5
6. Bethune-Cookman	1,948	7
7. Delaware	1,944	8
8. Furman	1,879	9
9. Montana	1,653	10
10. Massachusetts	1,554	12
11. Northwestern State	1,394	15
12. Idaho State	1,229	14
13. Southern Illinois*	1,144	17
14. Cal-Poly	1,077	21
15. Wofford	1,059	25
16. Georgia Southern	977	6
17. Fordham	870	18
18. Grambling State	843	13
19. Lehigh	788	20
20. Montana State	500	11
21. Pennsylvania	489	23
22. Colgate	470	24
23. Illinois State	403	NR
24. Maine	347	16
25. Northern Arizona	294	NR

*Gateway Football Conference member
Future Illinois State opponent

ESPN/USA TODAY POLL

Team (first place votes)	Pts.	Prv. Rank
1. McNeese State (33)	1,092	1
2. Western Illinois (7)*	1,028	2
3. Western Kentucky (7)*	1,003	3
4. Northeastern	922	5
5. Villanova (1)	955	4
6. Delaware	777	8
7. Bethune-Cookman	792	7
8. Furman	754	9
9. Montana	705	10
10. Massachusetts	539	12
11. Northwestern State	376	17
12. Idaho State	456	14
13. Southern Illinois*	391	16
14. Wofford	164	24
15. Cal Poly	202	21
16. Georgia Southern (19)	888	6
17. Grambling State	511	13
18. Fordham	301	19
19. Lehigh	219	20
20. Montana State	541	11
21. Colgate	157	25
22. Pennsylvania	194	NR
23. Maine	426	15
24. Illinois State	159	NR
25. Northern Arizona	152	NR

*Gateway Football Conference member
Future Illinois State opponent

REDBIRDS IN THE POLLS

	TSN/CSTV	USA Today/ESPN
Pre-season	32	32
Week 1	30	N/A
Week 2	37	45
Week 3	33	38
Week 4	23	

THE LAST TIME ILLINOIS STATE ...

Had Two 100-Yard Rushers: Willie Watts (145) and Walter James (109) vs. West Virginia Tech, 8/31/00
Had a 70-Yard Run: 77, Willie Watts vs. Northern Iowa, 10/27/01
Had a 70-Yard Pass Completion: 74, Mike Souza to Dwayne Smith at Illinois, 9/6/03
Had a 200-Yard Rusher: 210, Quincy Washington vs. Quincy, 9/7/02
Had a 300-Yard Passer: 385, Mike Souza at Illinois, 9/6/03
Had a Player with 300 Yards Total Offense: 456, Mike Souza at Illinois, 9/6/03
Had a Player with 10 Receptions: 14, Dwayne Smith at Illinois, 9/6/03
Had a Player with 100 Yards Receiving: 243, Dwayne Smith at Illinois, 9/6/03
Had a Player Score 3 TDs: 3, Demetrus Johnson vs. Truman State, 9/13/03
Had a Player Pass for 3 TDs: 3, Michael Souza at Northern Iowa, 10/26/02
Had a Player Rush for 3 TDs: 3, Demetrus Johnson vs. Truman State, 9/13/03
Had a Player Kick 3 FGs: Stephen Carroll vs. SMS, 10/5/02
Had a Player Kick a 50-Yard FG: 56, Stephen Carroll vs. Youngstown State, 11/9/02
Had an Interception Returned for a TD: Scott Cook (12 yards) vs. Prairie View A&M, 10/21/00
Had a Fumble Return for a TD: David Bull (6 yards) vs. SMS, 11/18/00
Had a Kickoff Return for a TD: Aveion Cason (100 yards) vs. Western Illinois, 11/6/99
Had a Punt Return for a TD: Warren Calhoun (62 yards) vs. SMS, 9/6/86
Had a Player Return a Blocked FG for a TD: Armando Andrade (85 yards) vs. West Virginia Tech, 8/31/00
Had a Player Return a Blocked Punt for a TD: Justin Frierson (28 yards) vs. Prairie View A&M, 10/21/00
Had a Player with 20 Tackles: 23, Boomer Grigsby vs. Southern Illinois, 10/19/02
Had 400 Yards Rushing: 405 vs. Youngstown State, 11/14/98
Had 300 Yards Rushing: 390 vs. Truman State, 9/13/03
Had 400 Yards Passing: 406 vs. Truman State, 9/2/99
Had 300 Yards Passing: 385, at Illinois, 9/6/03
Had 500 Yards Total Offense: 544 vs. Truman State, 9/13/03
Had 30 First Downs: 31 vs. Quincy, 9/7/02
Had 50 Points: 55 vs. Quincy, 9/7/02
Had 5 Fumbles Lost: 5 vs. Western Michigan, 9/17/88
Had Scored a Safety: at Eastern Illinois (blocked punt), 9/20/03
Shut out an Opponent: Illinois State 64, Prairie View A&M 0, 10/21/00
Was Shut Out: Western Kentucky 9, Illinois State 0, 11/2/02
Held an Opponent Below 200 Total Yards: 184, SMS, 11/18/00
Held an Opponent Below 100 Yards Rushing: 72 at Eastern Illinois, 9/20/03
Held an Opponent Below 50 Yards Rushing: 41, West Virginia Tech, 8/31/00
Held an Opponent Below 100 Yards Passing: 77, at Western Kentucky, 11/2/02
Held an Opponent Below 50 Yards Passing: 24, Quincy, 9/7/02

Illinois State in the Redzone

Opponent	Times	Times	Total	Rush	Pass	Total	FGs	-Failed to score inside 20-					Game
	in 20	Scored	Pts.	TDs	TDs	TDs	Made	FGA	Downs	Int	Fum	Half	
Drake	3	3	17	2	0	2	1	0	0	0	0	0	0
@ Illinois	5	4	16	1	0	1	3	0	0	0	1	0	0
Truman St.	7	6	42	5	1	6	0	0	0	0	0	1	0
@ E. Illinois	0	0	0	0	0	0	0	0	0	0	0	0	0
Fla. Atlantic													
N. Iowa													
@ S. Illinois													
Western Ky.													
@ Y'twon St.													
W. Illinois													
@ SMS													
Indiana St.													
Totals (86.7%)	15	13	75	7	2	9	4	0	0	0	1	1	0

Opponents in the Redzone

Opponent	Times	Times	Total	Rush	Pass	Total	FGs	-Failed to score inside 20-					Game
	in 20	Scored	Pts.	TDs	TDs	TDs	Made	FGA	Downs	Int	Fum	Half	
Drake	3	2	13	1	1	2	0	0	1	0	0	0	0
@ Illinois	2	2	11	1	0	1	1	0	0	0	0	0	0
Truman St.	1	1	6	1	0	1	0	0	0	0	0	0	0
@ E. Illinois	0	0	0	0	0	0	0	0	0	0	0	0	0
Fla. Atlantic													
N. Iowa													
@ S. Illinois													
Western Ky.													
@ Y'twon St.													
W. Illinois													
@ SMS													
Indiana St.													
Totals (83.3%)	6	5	19	2	1	3	0	0	1	0	0	0	0

Game-by-Game (ISU/Opponent)

Opponent	Score	1st Downs	Rushing	Passing	Pass Yards	Plays	Total Yds	Ret Yds	Pen Yds	TOs
Drake	27-13	15/14	46-282/33-61	9-18-1/19-37-0	53/247	64/70	335/308	71/40	70/44	1/2
@ Illinois	22-49	27/23	29-133/41-254	33-56-0/16-24-1	385/207	85/65	511/461	154/29	70/50	2/1
Truman St.	49-6	26/12	61-390/23-51	12-19-0/15-36-1	132/141	80/59	522/192	63/156	122/25	0/2
@ E. Illinois	21-14	23/16	48-267/33-72	15-35-1/13-28-1	215/139	83/61	482/211	108/76	180/85	1/1
Fla. Atlantic										
N. Iowa										
@ S. Illinois										
Western Ky.										
@ Y'twon St.										
W. Illinois										
@ SMS										
Indiana St.										
Totals	119-82	91/65	184-1072/130-438	69-128-2/63-125-3	785/734	312/255	1850/1172	396/301	442/197	4/6

3rd-Down Conversions (ISU/Opponent)

Opponent	Score	Overall	1st Qtr	2nd Qtr	3rd Qtr	4th Qtr	OT
Drake	27-13	4-14/4-18	0-2/1-4	3-5/0-4	0-3/2-6	1-4/1-4	0-0/0-0
@ Illinois	22-49	7-17/7-12	1-4/2-3	2-4/2-3	2-4/1-3	2-5/2-3	0-0/0-0
Truman St.	49-6	12-16/3-15	2-3/1-5	4-4/0-3	3-5/2-4	3-4/0-3	0-0/0-0
@ E. Illinois	21-14	8-17/4-13	1-4/1-2	3-5/1-4	2-4/1-4	2-4/1-4	0-0/0-0
Fla. Atlantic							
N. Iowa							
@ S. Illinois							
Western Ky.							
@ Y'twon St.							
W. Illinois							
@ SMS							
Indiana St.							
Totals	119-82	31-64/18-58	4-13/5-14	12-18/3-14	7-16/6-17	8-17/4-14	0-0/0-0

4th-Down Conversions (ISU/Opponent)

Opponent	Score	Overall	1st Qtr	2nd Qtr	3rd Qtr	4th Qtr	OT
Drake	27-13	0-0/1-3	0-0/0-1	0-0/0-1	0-0/0-0	0-0/1-1	0-0/0-0
@ Illinois	22-49	3-3/0-0	0-0/0-0	1-1/0-0	1-1/0-0	1-1/0-0	0-0/0-0
Truman St.	49-6	0-0/2-2	0-0/0-0	0-0/0-0	0-0/0-0	0-0/2-2	0-0/0-0
@ E. Illinois	21-14	0-1/0-1	0-0/0-0	0-1/0-0	0-0/0-0	0-0/0-1	0-0/0-0
Fla. Atlantic							
N. Iowa							
@ S. Illinois							
Western Ky.							
@ Y'twon St.							
W. Illinois							
@ SMS							
Indiana St.							
Totals	119-82	3-4/3-6	0-0/0-1	1-2/0-1	1-1/0-0	1-1/3-4	0-0/0-0

ILLINOIS STATE STARTER NOTES

REDBIRD OFFENSE

LT	51 Mike Stegeman (So.-1L • 6-5 • 285 • Chatham, Ill.)	Third-year player that has started every game since his redshirt season.
LG	64 Stafford Davis (So.-1L • 6-1 • 280 • Orange Park, Fla.)	<i>Football Gazette</i> Preseason 2nd Team All-American; started every game after redshirting his first year.
C	61 Jeremy Melville (Jr.-2L • 6-4 • 266 • Wisconsin Rapids, Wis.)	Preseason Gateway Honorable Mention selection; most experienced lineman on the squad.
RG	69 Jim Ferguson (Sr.-2L • 6-3 • 267 • Morton, Ill.)	One of five Redbird captains; GFC Offensive Lineman of the Week selection last season (10/26).
RT	62 Matt Pezdek (Jr.-1L • 6-4 • 308 • Brookfield, Ill.)	Started the last two games at right tackle.
WR	80 Dwayne Smith (Sr.-1L • 6-3 • 194 • Rantoul, Ill.)	Ranks No. 28 nationally in receiving yards per game (91.25) and first on the team.
WR	13 Ramon Barber (So.-1L • 6-0 • 188 • West Palm Beach, Fla.)	Second on the team in receiving with 14 catches for 130 yards.
TE	83 Steve Statz (Jr.-2L • 6-5 • 264 • Wisconsin Rapids, Wis.)	Earned his first start of the season at EIU; didn't record a catch, but was instrumental in run blocking.
QB	5 Mike Souza (Sr.-1L • 6-0 • 177 • Royal Oaks, Calif.)	Moved into the No. 13 spot all-time in Redbird history for career passing with 2,158 yards.
RB	20 Demetrus Johnson (Jr.-TR • 5-9 • 185 • Milwaukee, Wis.)	Ran for back-to-back 100-yard games with 159 at Eastern Illinois and 132 against Truman State.
FB	82 Kevin Kreger (So.-1L • 6-0 • 226 • Frankfort, Ill.)	Posted his first rush and catch of his career against Truman State.

REDBIRD DEFENSE

DE	98 Mike Blough (So.-1L • 6-5 • 224 • Leonard, Mich.)	Has four tackles with two TFLs and two pass break ups.
DT	65 Ryan Thorne (Fr.-RS • 6-2 • 237 • Vista, Calif.)	Two of his six tackles this season have been TFLs; started all four games.
DT	73 Justin Martindale (Fr.-RS • 6-3 • 260 • Wadsworth, Ill.)	Tied for second on the team with a pair of sacks and four quarterback hurries.
DE	97 Ray Robinson (Sr.-3L • 6-2 • 230 • Trenton, N.J.)	Preseason All-GFC First Team selection; posted three sacks at Eastern Illinois and leads the team.
WHIP	12 Andrew Papoccia (Sr.-3L • 5-11 • 191 • Sterling, Ill.)	Most experienced starter on the defense; tied for third in tackles with 22 and has one pick.
ILB	42 Gean Gilot (Sr.-2L • 6-0 • 202 • Immokolee, Fla.)	Returned to starting line-up after ACL tear at 2002 opener at Purdue; leads team in TFLs with 6.
ILB	46 Boomer Grigsby (Jr.-2L • 6-0 • 245 • Canton, Ill.)	Reigning NCAA tackle leader; leads the team with 52 tackles, including 27 solos.
ROVER	4 Cavari Dailey (Fr.-RS • 6-1 • 203 • Plantation, Fla.)	Ranks fifth on the team in tackles with 18; has a sack, two pass break-ups and a forced fumble.
RC	1 Sam Yeargin (Jr.-2L • 5-11 • 175 • Lauderdale, Fla.)	Started the last two games and had his second career pick vs. Truman.
LC	2 Antwan Oliver (Jr.-TR • 5-10 • 168 • Ft. Lauderdale, Fla.)	Leads the secondary with five pass break-ups and got his first interception at Eastern Illinois.
FS	27 Tyler Larick (Jr.-TR • 6-1 • 201 • Chualar, Calif.)	Third on the team in tackles with 22, including 12 solos.

REDBIRD DEFENSE

PK	99 Stephen Carroll (Jr.-2L • 5-11 • 180 • O'Fallon, Ill.)	Kicked 61 straight PATs and is 7-for-9 on field goals; fifth nationally in FG per game.
P	49 Troy Maskel (So.-1L • 6-3 • 247 • Georgetown, Ill.)	41.1 yards per punt and has placed five of his 14 inside the 20.
LS	33 J.P.Dundas (Jr.-1L • 6-0 • 214 • Lockport, Ill.)	Suffered a shoulder injury in fall camp; has snapped since the game at Illinois.
SS	60 Geoff Pearson (Jr.-Sq. • 6-2 • 275 • Naperville, Ill.)	Back-up center that is in his first year as the short snapper.
HD	16 Brian Busser (So.-Sq. • 6-1 • 184 • Stillman Valley, Ill.)	Former quarterback turned wide receiver, but is still listed as the third QB on the depth chart
KR	9 Joe Walkins (Sr.-1L • 6-0 • 201 • Uniondale, N.Y.)	Missed two games with a hamstring injury; averaging 26.5 yards per return, including a long of 29.
PR	12 Andrew Papoccia (Sr.-3L • 5-11 • 191 • Sterling, Ill.)	Returning punts for the first time since high school; has a 15.3 yard average on three returns.

ILLINOIS STATE ALPHABETICAL ROSTER

No.	Name	Pos.	Ht.	Wt.	Yr.	Hometown (HS/Previous College)
24	Evan Allen-Gessesse	DB	5-11	185	Jr.-TR	Chicago, IL (Gordon Tech/Joliet JC)
78	Kory Andersen	OL	6-2	267	Fr.-RS	Hanska, MN (St. James)
41	Victor Arlis	RB	6-1	215	Fr.-RS	Glendale Heights, IL (Driscoll)
13	Ramon Barber	WR	6-0	188	So.-1L	West Palm Beach, FL (Palm Beach Gardens)
98	Mike Blough	DE	6-5	224	So.-1L	Leonard, MI (Brother Rice)
38	Tristan Borzick	FB	6-0	220	Fr.-HS	Pleasant Prairie, WI (Tremper)
10	John Braddock	QB	6-2	195	Fr.-HS	Pampa, TX (Pampa)
34	LaShawn Bullock	RB	5-7	166	Fr.-RS	Milwaukee, WI (Vincent)
16	Brian Busser	WR	6-1	184	So.-Sq.	Stillman Valley, IL (Stillman Valley)
29	Jesse Caesar	DB	6-0	170	Fr.-HS	Rockledge, FL (Rockledge)
44	Niall Campbell	LB	6-2	226	Fr.-RS	Lemont, IL (Chicago Mt. Carmel)
99	Stephen Carroll	K	5-11	180	Jr.-2L	O'Fallon, IL (O'Fallon)
92	Josh Chrestman	DL	6-4	255	Jr.-TR	Sandwich, IL (Sandwich/Joliet JC)
21	Cerone Colvin	DB	5-9	181	Sr.-3L	St. Louis, MO (Hazelwood East)
50	Montel Conner	DE	6-2	228	So.-Sq.	Decatur, IL (Eisenhower)
58	Ross Crampton	LB	6-2	212	Fr.-HS	Joliet, IL (Joliet Catholic Academy)
4	Cavari Dailey	DB	6-1	203	Fr.-TR	Plantation, FL (Plantation/Auburn)
64	Stafford Davis	OL	6-1	280	So.-1L	Orange Park, FL (Clay)
35	Tristan Davis	RB	6-0	225	Sr.-3L	Pontiac, IL (Pontiac)
19	Jonathan Deloach	WR	6-2	185	Fr.-HS	West Palm Beach, FL (Palm Beach Gardens)
75	Janiah Downing	OL	6-3	310	Fr.-RS	North Marion, FL (North Marion)
33	J.P. Dundas	RB	6-0	214	Jr.-1L	Lockport, IL (Providence Catholic/St. Xavier)
31	Sha-Ron Edwards	RB	6-0	201	Sr.-1L	Uniondale, NY (Longwood/C. Conn. St.)
69	Jim Ferguson	OL	6-3	267	Sr.-2L	Morton, IL (Morton/Ilinois)
3	Alex Filin	FB	6-4	214	Fr.-RS	Skokie, IL (Niles West)
42	Gean Gilot	LB	6-0	202	Sr.-2L	Immokolee, FL (Immokolee)
56	Darius Givens	LB	6-1	190	Fr.-HS	Tallahassee, FL (Lincoln)
23	Chris Govan	DB	6-0	187	So.-1L	Milwaukee, WI (Vincent)
46	Boomer Grigsby	LB	6-0	245	Jr.-2L	Canton, IL (Canton)
47	Steve Harris	DB	6-0	185	Fr.-TR	Rockford, IL (Boylan/Ilinois)
74	Barry Hartman	DL	6-5	270	Fr.-HS	Manitowoc, WI (Lincoln)
76	Michael Heffernan	DL	6-1	337	Fr.-RS	Hawthorn Woods, IL (Lake Zurich)
7	Kyle Hill	WR	5-11	180	Fr.-HS	Longwood, FL (Wintersprings)
14	Ryan Hoffman	P/K	6-2	186	So.-1L	Stevens Point, WI (Area)
26	Pete Holak	DB	5-10	195	Sr.-Sq.	Canton, IL (Canton)
93	Horrace Holloway	DL	6-1	295	Fr.-HS	West Palm Beach, FL (Palm Beach Gardens)
86	Jason Horton	WR	6-0	170	Fr.-HS	Boilingbrook, IL (Neuqua Valley)
71	Jeff Huntzinger	OL	6-3	275	Fr.-HS	Tulsa, OK (Union)
17	Cedric Jackson	DB	5-11	188	Sr.-2L	Winter Garden, FL (West Orange)
20	Demetrus Johnson	RB	5-9	185	Jr.-TR	Milwaukee, WI (Homestead/Minnesota)
91	Nate Johnson	DL	6-3	222	Fr.-HS	Longwood, FL (Lake Brantley)
85	LaMonte Jones	WR	5-11	178	Sr.-1L	Fresno, CA (Fresno/Fresno City College)
84	Clint Keller	TE	6-3	235	Fr.-HS	Lexington, KY (Paul Laurence Dunbar)
96	Anthony Kirkland	DL	6-2	245	Fr.-HS	Gary, IN (West Side)
25	Leon Kittrell	DB	5-9	165	Fr.-RS	Oak Creek, WI (Oak Creek)
82	Kevin Kreger	TE	6-0	226	So.-1L	Frankfort, IL (Lincoln-Way)
27	Tyler Larick	DB	6-1	201	Jr.-TR	Chualar, CA (Salinas/Hartnell)
89	Mike Larson	TE	6-4	235	Jr.-1L	Palatine, IL (Mascoutah/Harper CC)
39	Harry Lattimore	RB	6-0	247	Sr.-1L	Peoria, IL (Central)
79	Jonathan Lyon	OL	6-8	265	Fr.-HS	Urbana, IL (Urbana)
73	Justin Martindale	DL	6-3	260	Fr.-RS	Wadsworth, IL (Warren Township)
49	Troy Maskel	K/P	6-3	247	So.-1L	Georgetown, IL (Georgetown-Ridge Farm)
88	Avery Massengale	WR	6-4	225	Jr.-TR	Bolingbrook, IL (Bolingbrook/Joliet JC)
61	Jeremy Melville	OL	6-4	266	Jr.-2L	Wisconsin Rapids, WI (Lincoln)
30	Dave Mordis	TE	6-3	225	Fr.-HS	Palos Park, IL (Stagg)
32	Earl Newby	RB	6-0	215	Fr.-HS	Riveria Beach, FL (Bridgton Academy)
2	Antwan Oliver	DB	5-10	168	Jr.-TR	Ft. Lauderdale, FL (Dillard/Eastern Illinois)
77	Joe Pantoja	OL	6-2	269	Jr.-1L	Gurnee, IL (Warren Township)
12	Andrew Papoccia	LB	5-11	191	Sr.-3L	Sterling, IL (Newman Central Catholic)
60	Geoff Pearson	OL	6-2	275	Jr.-Sq.	Naperville, IL (Central/DuPage)
53	Ryan Peterson	OL	6-4	292	Fr.-HS	Moline, IL (Moline)
63	Matt Pezdek	OL	6-4	308	Jr.-1L	Brookfield, IL (Nazareth Academy)
45	Adam Redenius	LB	5-11	215	Jr.-2L	Gilman, IL (Iroquois West)
22	Garry Roberts	LB	6-2	185	Fr.-HS	Edna, TX (Edna)
81	Laurént Robinson	WR	6-2	165	Fr.-HS	Rockledge, FL (Rockledge)
97	Ray Robinson	DE	6-2	230	Sr.-3L	Trenton, NJ (Willingboro)
95	Nick Rohrer	DT	6-0	290	So.-1L	Oak Creek, WI (Oak Creek)
36	William Rolle	LB	5-10	191	So.-1L	Immokolee, FL (Immokolee)
70	Matt Rowan	OL	6-6	260	Fr.-HS	Des Plaines, IL (Maine West)
57	Jim Sharfman	LS	6-1	235	Fr.-HS	Mundelein, IL (Mundelein)
90	Dan Simnick	DL	6-2	210	Fr.-HS	Naperville, IL (North)
40	Cameron Siskowic	LB	6-2	230	Fr.-TR	San Diego, CA (Clairemont/Washington State)
80	Dwayne Smith	WR	6-3	194	Sr.-1L	Rantoul, IL (Rantoul/Ilinois)
5	Mike Souza	QB	6-0	177	Sr.-1L	Royal Oaks, CA (N. Monterey County/Hartnell)
54	Rick Splant	LB	6-2	210	Jr.-2L	Lockport, IL (Lockport Township)
83	Steve Statz	TE	6-5	264	Jr.-2L	Wisconsin Rapids, WI (Lincoln)
51	Mike Stegeman	OL	6-5	285	So.-1L	Chatham, IL (Glenwood)
6	Kye Stewart	LB	5-11	190	Fr.-HS	Nashville, TN (Pearl-Cohn)
28	James Temple	DB	6-0	200	Fr.-RS	Savannah, GA (Savannah)
52	Jesus Terrazas	DL	6-2	265	Jr.-TR	Chicago, IL (Bowen/Ilinois)
94	Jarek Thomas	DL	6-3	260	Fr.-HS	Orlando, FL (Edgewater)
65	Ryan Thorne	DL	6-2	237	Fr.-RS	Vista, CA (Rancho Buena Vista)
18	Yance Vaughan	QB	6-3	204	Jr.-Sq.	Ada, OK (Ada)
48	Jared Villers	LB	6-2	215	Fr.-HS	Akron, OH (St. Vincent-St. Mary)
1	Robbie Wages	QB	6-2	180	Fr.-HS	Orlando, Fla. (Olympia)
9	Joe Walkins	WR	5-9	177	Jr.-TR	Ft. Lauderdale, FL (Dillard/Auburn)
55	Noah Washington	DL	6-4	334	Jr.-TR	LaGrange, IL (Lyons Township/DuPage)
67	Jake Weber	LS	6-2	225	Fr.-HS	Peoria, IL (Dunlop)
43	Andre Whitehead	RB	5-10	221	Jr.-Sq.	Chicago, IL (Morgan Park-Phillips)
66	Isaiah Wiggins	DL	6-3	260	Fr.-HS	Chicago, IL (Prosser)
62	Shawn Wiza	OL	6-7	293	So.-TR	Oak Creek, WI (Oak Creek/Western Michigan)
37	Sesamir Yearby	LB	6-3	196	Jr.-1L	Quincy, IL (Quincy)
1	Sam Yeargin	DB	5-11	175	Jr.-2L	Lauderhill, FL (Dillard)

NUMERICAL ROSTER

No.	Name	No.	Name
1	Sam Yeargin	60	Geoff Pearson
2	Antwan Oliver	61	Jeremy Melville
3	Alex Filin	62	Shawn Wiza
4	Cavari Dailey	63	Matt Pezdek
5	Mike Souza	64	Stafford Davis
6	Kye Stewart	65	Ryan Thorne
7	Kyle Hill	66	Isaiah Wiggins
9	Joe Walkins	67	Jake Weber
10	John Braddock	69	Jim Ferguson
11	Robbie Wages	70	Matt Rowan
12	Andrew Papoccia	71	Jeff Huntzinger
13	Ramon Barber	73	Justin Martindale
14	Ryan Hoffman	74	Barry Hartman
16	Brian Busser	75	Janiah Downing
17	Cedric Jackson	76	Michael Heffernan
18	Yance Vaughan	77	Joe Pantoja
19	Jonathan Deloach	78	Kory Andersen
20	Demetrus Johnson	79	Jonathan Lyon
21	Cerone Colvin	80	Dwayne Smith
22	Garry Roberts	81	Laurént Robinson
23	Chris Govan	82	Kevin Kreger
24	Evan Allen-Gessesse	83	Steve Statz
25	Leon Kittrell	84	Clint Keller
26	Pete Holak	85	LaMonte Jones
27	Tyler Larick	86	Jason Horton
28	James Temple	88	Avery Massengale
29	Jesse Caesar	89	Mike Larson
30	Dave Mordis	90	Dan Simnick
31	Sha-Ron Edwards	91	Nate Johnson
32	Earl Newby	92	Josh Chrestman
33	J.P. Dundas	93	Horrace Holloway
34	LaShawn Bullock	94	Jarek Thomas
35	Tristan Davis	95	Nick Rohrer
36	William Rolle	96	Anthony Kirkland
37	Sesamir Yearby	97	Ray Robinson
38	Tristan Borzick	98	Mike Blough
39	Harry Lattimore	99	Stephen Carroll
40	Cameron Siskowic		
41	Victor Arlis		
42	Gean Gilot		
43	Andre Whitehead		
44	Niall Campbell		
45	Adam Redenius		
46	Boomer Grigsby		
47	Steve Harris		
48	Jared Villers		
49	Troy Maskel		
50	Montel Conner		
51	Mike Stegeman		
52	Jesus Terrazas		
53	Ryan Peterson		
54	Rick Splant		
55	Noah Washington		
56	Darius Givens		
57	Jim Sharfman		
58	Ross Crampton		

**GAME 1 – HANCOCK STADIUM
ILLINOIS STATE 27, DRAKE 13**

Redbirds Top Drake in Season Opener

NORMAL, Ill.—The Illinois State football team needed a wake-up call during its season-opener against Drake Thursday evening. It took an early score by the Bulldogs to get the Redbirds fired-up in the 90-degree heat at Hancock Stadium as Illinois State pulled away to a 27-13 victory.

Drake got on the board early in the contest when Jonathan Taylor (24 carries, 50 yards) jumped over a pile of Redbird and Bulldog players to score the game's first touchdown. The extra point was wide right, but the touchdown put the Bulldogs up 6-0. It was the only lead Drake enjoyed.

Illinois State responded when Sha-Ron Edwards (16 carries, 152 yards, 2 TDs) got the ball rolling on a pair of first down runs, setting up a 17-yard touchdown run up the left sideline by Demetrus Johnson (20 carries, 82 yards, 1 TD), his first as a Redbird. Quarterback Mike Souza (8-of-16, 45 yards, 1 INT) and Edwards ran the option to perfection on the Redbirds' next series, as Edwards scored from 15 yards out, making the score 14-6.

A 48-yard field goal by Stephen Carroll put the Redbirds up 17-6 at halftime.

The ISU defense rose to the challenge on Drake's opening possession of the third quarter. Linebacker Cavari Dailey forced and recovered a fumble at the Drake 37-yard line, setting up a 31-yard touchdown run by Edwards, making the score 24-6. The touchdown run put Edwards over 100 yards rushing for the first time in his Redbird career.

The Redbird defense also held up well against the run, holding the Bulldogs to only 10 yards rushing on the game until late in the third quarter when Taylor broke free on a 41-yard run.

An 85-yard run touchdown run by Edwards was nullified early in the fourth quarter when the Redbirds were called for a clipping penalty. But the Redbirds made a break moments later when Tyler Larick recovered a fumbled punt at the Drake 10-yard line. Carroll followed with a 22-yard field goal to put Illinois State ahead 27-6.

Drake quarterback Connor Jostes connected with Shea Moroni on a 5-yard touchdown pass late for the game's final score.

Drake	6	0	0	7	-	13
Illinois State	7	10	7	3	-	27

- DU – Taylor 1-yard run (kick failed), 6:26, 1Q
- ISU – Johnson 17-yard run (Carroll kick), 4:20, 1Q
- ISU – Edwards 15-yard run (Carroll kick), 4:44, 2Q
- ISU – Carroll 48-yard field goal, :44, 2Q
- ISU – Edwards 31-yard run, 12:10, 3Q
- ISU – Carroll 22-yard field goal, 10:16, 4Q
- DU – Moroni 17-yard pass from Jostes (McGlade kick), 2:48, 4Q

	DU	ISU
First Downs	14	15
Rushing Attempts-Yards	33-61	46-282
Passing	19-37-0	9-18-1
Passing Yards	247	53
Total Offense	308	335
Fumbles-Lost	2-2	3-0
Penalties-Yards	5-44	8-70
Time of Possession	29:12	30:48

RUSHING: (DU) – Taylor 24-50, Jones 1-7, Love 1-5, Jostes 6-0, Ussin 1(-1). **(ISU)** – Edwards 16-152, Johnson 20-82, Souza 4-23, T. Davis 4-18, Newby 1-5, Vaughan 1-2.

PASSING: (DU) – Jostes 19-36-0-247, Horvath 0-1-0-0. **(ISU)** – Souza 8-16-1-45, Vaughan 1-2-0-8.

RECEIVING: (DU) – Jones 6-109, Moroni 4-40, Taylor 4-34, Putnam 2-50, Mickley 2-9, Mira 1-5. **(ISU)** – Barber 3-13, Smith 2-29, Artis 1-8, Robinson 1-7, Jones 1-0, Johnson 1(-4).

ATTENDANCE: 7,157.

**GAME 2 – MEMORIAL STADIUM
ILLINOIS 49, ILLINOIS STATE 22**

Redbirds Drop 49-22 Decision at Illinois

CHAMPAIGN, Ill.—Former Illinois receiver Dwayne Smith had a career game against his old team, breaking an Illinois State record with 14 receptions on the day, but the Illini took advantage of an early Redbird turnover, as Illinois came away with a 49-22 victory Saturday afternoon at Memorial Stadium.

Smith (14 catches, 243 yards, 2 touchdowns) broke the school record for receptions in a game, a mark previously held by Darnell Jones. Jones set the record against Western Illinois on November 8, 1997. Quarterback Mike Souza had a career day as well, setting new personal highs in completions (33), attempts (56) and yards (385).

Souza moved the ball with ease during the game's first series. He completed his first four passes, including a 30-yard rollout to Smith at the Illinois 30-yard line.

Ramon Barber and Smith were at the receiving end of Souza's next three completions, as the Redbirds advanced the ball to the Illinois 5 yard line. Souza fumbled four plays later however, and the Illini recovered the ball in the end zone.

After the teams traded possessions, Illinois got on the board with 7:23 left in the first quarter. Quarterback Jon Beutjer (16-of-23, 207 yards, 4 touchdowns) was pressured by Ryan Thorne, but rolled right and found a wide-open Mark Kornfeld for a 32 yard touchdown pass, putting the Illini on top 7-0.

Beutjer connected with Kelvin Hayden on the Illini's next series. His 41-yard touchdown reception put Illinois up 14-0.

Illinois continued to work the arm of Beutjer, this time on a 30-yard scoring strike to Lonnie Hurst, putting the Illini up by three touchdowns before the end of the first quarter.

The Illini started the second quarter with possession, but linebacker Andrew Papoccia intercepted a Beutjer pass intended for Ada Adeyemo at the Illinois State 30. The Redbirds then marched downfield on a 15 play, 63-yard drive, which resulted in a 27-yard field goal by Stephen Carroll.

Illinois State	0	3	16	3	-	22
Illinois	21	10	7	11	-	49

- ILL – Kornfeld 32-yard pass from Beutjer (Gockman kick), 7:23, 1Q
- ILL – Hayden 41-yard pass from Beutjer (Gockman kick), 4:28, 1Q
- ILL – Hurst 30-yard pass from Beutjer (Gockman kick), 2:03, 1Q
- ISU – Carroll 27-yard field goal, 7:35, 2Q
- ILL – Gockman 40-yard field goal, 1:18, 2Q
- ILL – Williams 66-yard blocked field goal (Gockman kick), :00, 2Q
- ISU – Smith 10-yard pass from Souza (Carroll kick), 7:28, 3Q
- ISU – Carroll 28-yard field goal, 5:38, 3Q
- ILL – Virgil 35-yard run (Gockman kick), 3:13, 3Q
- ISU – Smith 74-yard pass from Souza (pass failed), 1:13, 3Q
- ILL – Haywood 4-yard pass from Beutjer (Hayden pass), 10:06, 4Q
- ILL – Gockman 28-yard field goal, 1:58, 4Q
- ISU – Carroll 28-yard field goal, :00, 4Q

	ISU	ILL
First Downs	27	23
Rushing Attempts-Yards	29-126	41-254
Passing	33-56-0	16-24-1
Passing Yards	385	207
Total Offense	511	461
Fumbles-Lost	2-2	0-0
Penalties-Yards	6-70	5-50
Time of Possession	30:37	29:23

RUSHING: (ISU) – Souza 16-71, Johnson 8-38, Edwards 5-17; **(ILL)** – Virgil 9-84, Thomas 9-78, Halsey 20-73, Beutjer 2-14, Kornfeld 1-5.

PASSING: (ISU) – Souza 33-56-0-385; **(ILL)** – Beutjer 16-23-1-207, Brasic 0-1-0-0.

RECEIVING: (ISU) – Smith 14-243, Barber 6-37, Massengale 5-48, Johnson 4-28, Larson 2-28, Jones 1-2, Edwards 1(-1); **(ILL)** – Kornfeld 4-73, Haywood 3-20, Halsey 3-5, Hayden 2-53, Adeyemo 2-21, Hurst 1-30, Davis 1-5.

ATTENDANCE: 56,304.

**GAME 3 – HANCOCK STADIUM
ILLINOIS STATE 49, TRUMAN STATE 6**

Dominating First Half Carries 'Birds

NORMAL, Ill.—The Illinois State football team used a first half onslaught to overwhelm the visiting Truman State Bulldogs, eventually closing the campaign with a convincing 49-6 victory Saturday night in front of 7,339 at Hancock Stadium.

After the Redbirds deferred the opening kickoff to Truman State, Bulldog running back Jerard Levenson fumbled on the second play from scrimmage. Boomer Grigsby recovered the ball at the Truman State 22 yard line.

Five plays later, Demetrus Johnson scored his second touchdown of the season from 1 yard out, putting the Redbirds up 7-0 just three minutes into the game.

Later in the quarter the Redbirds got some excellent special teams play from Andrew Papoccia. Papoccia faked out two Truman State defenders and advanced the ball 29 yards on a punt return into Bulldog territory. A pair of Redbird penalties couldn't stop the momentum as quarterback Mike Souza rolled right and found freshman Laurént Robinson open in the end zone for his first career touchdown and a 14-0 lead.

The Redbirds caught a break on their next possession when it looked as if Johnson fumbled at mid-field. The referees awarded Truman State the ball, but reversed the call, saying Johnson's forward progress was down at the 50 yard line.

On the next play, Johnson scampered 49 yards along the right sideline for another Redbird touchdown and a 21-0 lead.

A Souza completion to Dwayne Smith and runs of 18 and 8 yards by Sha-Ron Edwards led to the Redbirds' fourth score of the game. Edwards fought his way up the middle before finding an opening to the end zone for his third touchdown of the season.

Illinois State continued their stellar play on special teams as Pete Holak blocked a Truman State punt and Sesamir Yearby recovered the ball at the Truman State 36-yard line.

The Bulldogs finally got on the board late in the fourth quarter when A.J. Eads took it in from 10 yards out. The extra point was blocked for the game's final score.

Truman State	0	0	0	6	-	6
Illinois State	21	21	7	0	-	49

- ISU – Johnson 1-yard run (Carroll kick), 12:00, 1Q
- ISU – Robinson 22-yard pass from Souza (Carroll kick), 5:00, 1Q
- ISU – Johnson 49-yard run (Carroll kick), :50, 1Q
- ISU – Edwards 5-yard run (Carroll kick), 13:26, 2Q
- ISU – Davis 1-yard run (Carroll kick), 8:11, 2Q
- ISU – Johnson 3-yard run (Carroll kick), 1:00, 2Q
- ISU – Newby 10-yard run (Carroll kick), 2:39, 3Q
- TSU – Eads 11-yard run (kick blocked), 5:25, 4Q


	TSU	ISU
First Downs	12	26
Rushing Attempts-Yards	23-51	61-390
Passing	15-36-1	12-19-0
Passing Yards	141	132
Total Offense	192	522
Fumbles-Lost	3-1	1-0
Penalties-Yards	4-25	13-122
Time of Possession	24:17	35:43

RUSHING: (TSU) – Levenson 14-34, Eads 5-16, Heinecke 2-8, Dupage 2(-7). **(ISU)** – Johnson 15-132, Edwards 19-93, Davis 12-58, Souza 4-39, Whitehead 5-37, Newby 2-15, Lattimore 3-15, Kreger 1-1.

PASSING: (TSU) – Czeschin 11-26-1-96, Dupage 4-10-0-45. **(ISU)** – Souza 8-11-0-109, Vaughan 4-8-0-23.

RECEIVING: (TSU) – Eads 4-16, Bonner 3-59, McCloskey 2-25, Walton 2(-6), Perry 1-18, Weber 1-17, Schuring 1-8, Levenson 1-4. **(ISU)** – Smith 3-43, Larson 2-9, Fiini 1-24, Robinson 1-22, Barber 1-12, Massengale 1-9, Kreger 1-5, Davis 1-5, Johnson 1-3.

ATTENDANCE: 7,339.



GAME 4 – O'BRIEN STADIUM ILLINOIS STATE 21, #18 E. ILLINOIS 14

Fourth Quarter Heroics Lead 'Birds Over EIU

CHARLESTON, Ill. — Eastern Illinois led for three quarters during Saturday's game, but Illinois State, led by a fourth quarter safety and touchdown, and two defensive stops, pulled away down the stretch, winning the 91st meeting between the two teams 21-14 in front of 6,318 at O'Brien Stadium.

The win moved the Redbirds to 3-1, while Eastern Illinois dropped to 1-2.

The Redbird defense put pressure on Panther quarterback Andy Vincent from the get-go. After a first down run by Andre Raymond, the unit settled down as Ray Robinson picked up a sack and Mike Blough batted down a pass on third and long.

But things didn't go as well on the Redbirds' first offensive series. Quarterback Mike Souza (15-of-34, 215 yards, TD, INT) rolled right on the second play from scrimmage and threw a pass intended for Kevin Kreger. However, the ball ended up in the hands of Fred Miller who's 32-yard interception return for a touchdown resulted in an early 7-0 lead for Eastern Illinois.

Illinois State's next offensive series was much more successful than their last, but penalties stalled the 8-play, 38-yard drive, forcing the Redbirds to settle for a 44-yard Stephen Carroll field goal.

Raymond (22 carries, 110 yards) set the tone on the Panthers' third offensive series. The senior led a 6-play, 80-yard scoring drive, which ended with a 35-yard touchdown pass from Vincent to Ryan Voss who juggled the ball, but held on while crossing into the end zone, putting the Panthers up 14-3.

But an offensive pass interference call on a scoring strike to Joe Walkins (2 catches, 34 yards) from Souza negated a Redbird touchdown. A holding penalty put the Redbirds back even further. A Souza completion to Avery Massengale (2 catches, 43 yards) set up a 47-yard field goal by Carroll, making the score 14-6 late in the first quarter.

After a Redbird defensive stop, ISU scored when Eastern Illinois lined up to punt at its own 7. Cameron Siskowic broke through the line and blocked the punt. The ball rolled out of bounce in the end zone for a Redbird safety, tying the score at 14 apiece. The safety was the Redbirds' first since the 2000 season.

The 'Birds took the lead for the first time with 8:25 left in the game. Three plays into Illinois State's drive after the safety, Demetrus Johnson dashed 49 yards for a Redbird touchdown and a 21-14 lead.

Illinois State	6	6	0	9	-	21
Eastern Illinois	14	0	0	0	-	14

EIU – Miller 32-yard interception return (Kuehn kick), 12:20, 1Q
 ISU – Carroll 44-yard field goal, 9:01, 1Q
 EIU – Voss 35-yard pass from Vincent (Kuehn kick), 6:00, 1Q
 ISU – Carroll 47-yard field goal, :51, 1Q
 ISU – Massengale 24-yard pass from Souza (pass failed), 6:02, 2Q
 ISU – Team safety, 9:49, 4Q
 ISU – Johnson 49-yard run, 8:25, 4Q

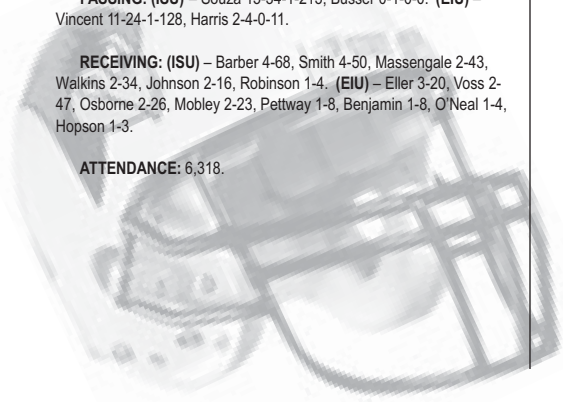
	ISU	EIU
First Downs	23	16
Rushing Attempts-Yards	48-267	33-72
Passing	15-35-1	13-28-1
Passing Yards	215	139
Total Offense	482	211
Fumbles-Lost	0-0	2-0
Penalties-Yards	15-180	9-85
Time of Possession	29:41	30:19

RUSHING: (ISU) – Johnson 20-159, Bullock 8-48, Souza 13-45, Edwards 7-15. (EIU) – Raymond 22-110, Webb 3-12, Vincent 8-(-50).

PASSING: (ISU) – Souza 15-34-1-215, Busser 0-1-0-0. (EIU) – Vincent 11-24-1-128, Harris 2-4-0-11.

RECEIVING: (ISU) – Barber 4-68, Smith 4-50, Massengale 2-43, Walkins 2-34, Johnson 2-16, Robinson 1-4. (EIU) – Eller 3-20, Voss 2-47, Osborne 2-26, Mobley 2-23, Pettway 1-8, Benjamin 1-8, O'Neal 1-4, Hopson 1-3.

ATTENDANCE: 6,318.



2003 ILLINOIS STATE OPPONENTS' SCHEDULES AND RESULTS

Drake Bulldogs
(2-2, 0-0 PFL)

Aug. 28	at Illinois State	L, 13-27
Sept. 6	William Penn	W, 38-24
Sept. 13	Missouri-Rolla	W, 28-7
Sept. 20	at UW-Platteville	L, 20-21
Sept. 27	at Morehead State*	12 p.m.
Oct. 4	Jacksonville*	1 p.m.
Oct. 11	at San Diego*	3:30 p.m.
Oct. 18	Butler*	1 p.m.
Oct. 25	at Valparaiso*	1 p.m.
Nov. 1	Dayton*	1 p.m.
Nov. 8	Saint Mary's	12 p.m.
Nov. 15	Waldorf	1 p.m.

Illinois Fighting Illini
(1-3, 0-0 Big Ten)

Aug. 30	vs. Missouri	L, 15-22
Sept. 6	Illinois State	W, 49-22
Sept. 13	at UCLA	L, 3-6
Sept. 20	California	L, 24-31
Sept. 27	Wisconsin*	5 p.m.
Oct. 4	at Purdue*	3:30 p.m.
Oct. 11	at Michigan State*	tba
Oct. 18	at Michigan*	11 a.m.
Oct. 25	Minnesota*	11 a.m.
Nov. 1	at Iowa*	tba
Nov. 8	at Indiana*	tba
Nov. 22	Northwestern*	tba

Truman State Bulldogs
(0-3, 0-1 MIAA)

Sept. 6	Winona State	L, 13-49
Sept. 13	at Illinois State	L, 6-49
Sept. 20	Pittsburg State*	L, 8-48
Sept. 27	at Washburn*	1 p.m.
Oct. 4	Emporia State*	2 p.m.
Oct. 11	at Missouri Southern	2 p.m.
Oct. 18	Missouri Western*	2 p.m.
Oct. 25	at Central Missouri*	1:30 p.m.
Nov. 1	at NW Missouri*	1 p.m.
Nov. 8	Missouri-Rolla*	1 p.m.
Nov. 15	at SW Baptist*	2 p.m.

Eastern Illinois Panthers
(1-2, 0-0 OVC)

Aug. 30	California (PA)	W, 27-0
Sept. 13	at Missouri	L, 0-37
Sept. 20	Illinois State	L, 14-21
Sept. 27	at Indiana State	1 p.m.
Oct. 4	at SE Missouri State*	11:30 a.m.
Oct. 11	Eastern Kentucky*	1:30 p.m.
Oct. 18	at Murray State*	3 p.m.
Oct. 25	Tennessee-Martin*	1:30 p.m.
Nov. 1	at Tennessee State*	6 p.m.
Nov. 8	Tennessee Tech	1:30 p.m.
Nov. 15	at Jacksonville State	4 p.m.
Nov. 22	Samford	1:30 p.m.

Florida Atlantic Owls
(2-2)

Aug. 28	at Middle Tennessee State	W, 20-19
Sept. 6	Valdosta State	L, 17-45
Sept. 13	at Central Florida	L, 29-33
Sept. 20	at Youngstown State	W, 13-6
Sept. 27	at #23 Illinois State	1:30 p.m.
Oct. 4	SW Texas State	6 p.m.
Oct. 11	Nicholls State	3 p.m.
Oct. 18	Northern Colorado	3 p.m.
Nov. 1	Gardner-Webb	2 p.m.
Nov. 15	Siena	2 p.m.
Nov. 22	at Florida International	2:30 p.m.

Northern Iowa Panthers
(2-1, 0-0 GFC)

Aug. 30	at Iowa State	L, 10-17
Sept. 6	Northern Michigan	W, 62-0
Sept. 18	at Stephen F. Austin	W, 38-24
Sept. 27	Northwestern State	4:05 p.m.
Oct. 4	at Illinois State*	1:30 p.m.
Oct. 11	Indiana State*	4:05 p.m.
Oct. 18	at SMS*	1:30 p.m.
Oct. 25	at Western Illinois*	1 p.m.
Nov. 1	Youngstown State*	4:05 p.m.
Nov. 8	at Western Kentucky*	4 p.m.
Nov. 15	Southern Illinois*	5:05 p.m.

Southern Illinois Salukis
(3-0, 0-0 GFC)

Aug. 28	Quincy	W, 64-14
Sept. 6	at SE Missouri State	W, 28-7
Sept. 13	Murray State	W, 32-7
Sept. 27	St. Joseph's	6 p.m.
Oct. 4	at Indiana State*	1:05 p.m.
Oct. 11	Illinois State*	1:30 p.m.
Oct. 18	at Western Illinois*	1:05 p.m.
Oct. 25	SMS*	6 p.m.
Nov. 1	at Western Kentucky*	4 p.m.
Nov. 8	Youngstown State	6 p.m.
Nov. 15	at Northern Iowa*	5:05 p.m.

Western Kentucky Hilltoppers
(3-0, 0-0 GFC)

Aug. 28	Union	W, 51-3
Sept. 6	West Virginia Tech	W, 67-3
Sept. 20	Eastern Kentucky	W, 36-6
Sept. 27	at Auburn	4 p.m.
Oct. 4	at Western Illinois*	2:30 p.m.
Oct. 11	SMS*	7 p.m.
Oct. 18	at Illinois State*	2:30 p.m.
Oct. 25	at Indiana State*	2:05 p.m.
Nov. 1	Southern Illinois*	4 p.m.
Nov. 8	Northern Iowa*	4 p.m.
Nov. 15	at Youngstown State*	12 p.m.

Youngstown State Penguins
(2-2, 0-0 GFC)

Aug. 28	Edinboro	W, 35-11
Sept. 6	Slippery Rock	W, 45-12
Sept. 13	at Kent State	L, 13-16
Sept. 20	Florida Atlantic	L, 6-13
Sept. 27	at Liberty	7 p.m.
Oct. 4	SMS*	7 p.m.
Oct. 11	Western Illinois*	4 p.m.
Oct. 18	at Indiana State*	1:05 p.m.
Oct. 25	Illinois State	4 p.m.
Nov. 1	at Northern Iowa*	5:05 p.m.
Nov. 8	at Southern Illinois*	7 p.m.
Nov. 15	Western Kentucky*	1 p.m.

Western Illinois Leathernecks
(3-1, 0-0 GFC)

Aug. 28	Wayne State	W, 35-3
Sept. 4	at Eastern Michigan	W, 34-12
Sept. 13	at LSU	L, 7-35
Sept. 20	Tennessee-Martin	W, 56-0
Oct. 4	Western Kentucky*	2:30 p.m.
Oct. 11	at Youngstown State*	3 p.m.
Oct. 18	Southern Illinois*	1:05 p.m.
Oct. 25	Northern Iowa*	1 p.m.
Nov. 1	at Illinois State*	1:30 p.m.
Nov. 8	at Indiana State*	11 a.m.
Nov. 15	SMS*	1:05 p.m.

SMS Bears
(2-1, 0-0 GFC)

Aug. 28	East Central	W, 48-0
Sept. 13	at Oklahoma State	L, 3-42
Sept. 20	at SE Missouri State	W, 17-10
Sept. 27	Bacone College	7 p.m.
Oct. 4	at Youngstown State*	6 p.m.
Oct. 11	at Western Kentucky*	7 p.m.
Oct. 18	Northern Iowa*	1:30 p.m.
Oct. 25	at Southern Illinois*	6 p.m.
Nov. 1	Indiana State*	2 p.m.
Nov. 8	Illinois State*	1 p.m.
Nov. 15	at Western Illinois*	1:05 p.m.

Indiana State Sycamores
(2-2, 0-0 GFC)

Aug. 28	at Ball State	L, 7-31
Sept. 6	Florida International	W, 13-10
Sept. 13	at Indiana	L, 3-33
Sept. 20	at Murray State	W, 17-10
Sept. 27	Eastern Illinois	1 p.m.
Oct. 4	Southern Illinois*	1 p.m.
Oct. 11	at Northern Iowa*	4 p.m.
Oct. 18	Youngstown State*	1 p.m.
Oct. 25	Western Kentucky*	2 p.m.
Nov. 1	at SMS*	3 p.m.
Nov. 8	Western Illinois*	1 p.m.
Nov. 15	at Illinois State*	1:30 p.m.