



Redbird Football

GAME NOTES

Contact: Todd Kober, Assistant Athletics Director/Media Relations • 309/438-3805 • Fax: 309/438-5634 • Cell: 309/310-7112 • gtkober@ilstu.edu

GAME #9

**Illinois State**
(4-3, 2-2)**#1 S. Illinois**
(8-1, 5-0)**WHEN:** Saturday, November 6, 2004**WHERE:** Hancock Stadium • Normal, Ill.**TIME:** 1:30 p.m.**TELEVISION:** None

REDBIRD RADIO NETWORK: Greg Halbleib handles play-by-play duties, while Ted Schmitz provides color commentary. Bruce Evans reports from the sidelines and Russ Eisenstein is the studio host. Affiliates are flagship WJBC, AM 1230 (Bloomington), WJEZ, 98.9 FM (Dwight), WBIG, AM 1280 (Aurora), WZOE, AM 1490 (Princeton), WBYS, AM 1560 (Canton) and WDID, AM 1510 (Highland). All Illinois State athletic events broadcast by WJBC, including the weekly coaches shows, can be heard on a live internet stream at www.redbirds.org. To hear broadcasts on the phone, call TEAMLINE (800/846-4700/code 1152) with Visa or MasterCard.

THE GAME FACTS

- ▶ Tonight's game is the 67th meeting between the two schools.
- ▶ The series began in 1929 and Illinois State and Southern Illinois have met each season since 1970.
- ▶ Southern Illinois leads the series 33-30-3, but Illinois State has won the last three meetings at Hancock Stadium.
- ▶ For only the second time in its 42nd season of existence, Hancock Stadium will serve as the host to a No. 1 nationally ranked team. The Redbirds are 1-0 against the nation's best in home games with a 13-10 victory over then No. 1-ranked Youngstown State on Nov. 13, 1993.
- ▶ All-time, the 'Birds are 1-1 against No. 1 ranked teams. In addition to the win at Hancock Stadium over Youngstown State, the 'Birds lost at Youngstown State 13-0, on Nov. 1, 1997 when the Penguins were again the top-ranked team in the country.
- ▶ In the last seven seasons, the Redbirds have knocked off at least one ranked opponent. The 'Birds are 0-2 against ranked foes in 2004 with losses at Minnesota and Western Kentucky.

2004 SOUTHERN ILLINOIS SLATE

| | | |
|---------------|---------------------------|------------------|
| Sept. 2 | Southeast Missouri St. | W, 42-3 |
| Sept. 11 | at Northern Illinois | L, 22-23 |
| Sept. 18 | William Penn | W, 59-10 |
| Sept. 25 | at Delaware State | W, 49-0 |
| Oct. 2 | #15 Northern Iowa* | W, 40-36 |
| Oct. 9 | at Youngstown State* | W, 37-2 |
| Oct. 16 | #4 Western Ky.* | W, 38-10 |
| Oct. 23 | at SMS* | W, 27-3 |
| Oct. 30 | Western Illinois* | W, 66-13 |
| Nov. 6 | at ILLINOIS STATE* | 1:30 p.m. |
| Nov. 13 | Indiana State* | 6 p.m. |

www.redbirds.org

THE COACHES

▶ ILLINOIS STATE

Denver Johnson is in his fifth season at Illinois State and owns a 25-28 (.472) overall record with the Redbirds. Prior to guiding the 'Birds, Johnson was the head coach at Murray State where he compiled a 21-12 mark. Johnson, 45, is a 1981 graduate of Tulsa and his six-year head coaching record stands at 46-40 (.535). He is 3-4 against Southern Illinois during his career.

▶ #1 SOUTHERN ILLINOIS

Jerry Kill (Southwestern '83) is in his fourth season at the helm of the Saluki football program. Kill owns a 23-21 (.523) mark at Southern Illinois and has a 72-46 (.610) mark in his coaching career after a two-year stint at Emporia State and five seasons at Saginaw Valley State. He is 2-1 against Illinois State.

ILLINOIS STATE SEASON SCHEDULE/RESULTS

| Date | Opponent | Location | Result/Time | Notes |
|---------------|---|---------------------|------------------|--|
| Sept. 2 | Saint Xavier | Normal, Ill. | W, 44-14 | D. Johnson rushed for 161 yds. and 3 TDs; SXU rush held to -55 yds. |
| Sept. 11 | at #22 Minnesota (ESPN Regional) | Minneapolis, Minn. | L, 21-37 | ISU offense rolled up 480 yards, including Vaughan's 372 passing. |
| Sept. 18 | Eastern Illinois | Normal, Ill. | W, 35-31 | 'Birds overcome 10-point, fourth-quarter deficit; Vaughan tosses 3 TDs. |
| Oct. 2 | at Indiana State [^] | Terre Haute, Ind. | L, 38-41 (2ot) | Rallied from 21 points back, but suffered first loss to Ind. St. since 1997. |
| Oct. 9 | SMS [^] (GFC-TV) | Normal, Ill. | W, 34-31 | Carroll's 35-yard FG with 12 seconds left caps ISU's 17-0 comeback run. |
| Oct. 16 | at Western Illinois [^] | Macomb, Ill. | L, 31-40 | ISU outscored 19-7 in the second half for fourth straight loss to WIU. |
| Oct. 23 | Youngstown State [^] | Normal, Ill. | W, 30-24 | Redbird special teams return a kickoff and punt for TDs. Carroll has 3 FGs. |
| Oct. 30 | at #7 Western Kentucky [^] | Bowling Green, Ky. | L, 21-24 | ISU limits WKU to 243 yards of offense, but 179 return yards sink 'Birds. |
| Nov. 6 | #1 Southern Illinois[^] | Normal, Ill. | 1:30 p.m. | ISU has won the last three meetings in Hancock Stadium. |
| Nov. 13 | at Northern Iowa [^] | Cedar Falls, Iowa | 5:05 p.m. | 'Birds have won two of the last three games in the UNI-Dome. |
| Nov. 20 | at Florida Atlantic | Boca Raton, Fla. | 3:00 p.m. | Originally scheduled for 9/25; postponed due to Hurricane Jeanne. |

[^] Gateway Football Conference game

THE TALE OF THE TAPE

| | Illinois State | SIU |
|----------------------|----------------|------------|
| Scoring | 254/31.8 | 380/42.2 |
| Scoring Defense | 242/30.2 | 99/11.0 |
| Passing Yards | 1980/247.5 | 1903/211.4 |
| Passing Defense | 1881/235.1 | 1593/177.0 |
| Rushing Yards | 1384/173.0 | 2581/286.8 |
| Rushing Defense | 1048/131.0 | 842/93.6 |
| Total Offense | 3364/420.5 | 4484/498.2 |
| Total Defense | 2929/366.1 | 2435/270.6 |
| Kickoff Returns | 28/611 | 15/256 |
| Kick Return Average | 21.8 | 17.1 |
| Punt Returns | 27/284 | 27/237 |
| Punt Return Average | 10.5 | 8.8 |
| Interceptions | 6-29 | 13-205 |
| Fumbles-Lost | 14-9 | 15-5 |
| Penalties | 66-526 | 55-435 |
| Punts/Net Average | 41/36.3 | 34/37.3 |
| Time of Possession | 29:25 | 31:43 |
| 3rd Down Conversions | 62/136 | 48/108 |
| 4th Down Conversions | 5/12 | 8/11 |

INJURY UPDATE

- DL Mike Blough (right knee).....out for season
Games Missed: *WKU*
- OL Barry Hartman (right ankle)probable
Games Missed: *WIU, YSU, WKU*
- WR Kyle Hill (left hand fracture)out
Games Missed: *SMS, WIU, YSU, WKU*
- TE Clint Keller (right knee)out for season
Games Missed: *All*
- DB Tyler Larick (right hamstring)out
Games Missed: *YSU, WKU*
- K/P Troy Maskel (left knee)out
Games Missed: *INS, SMS, WIU, YSU, WKU*
- OL Jeremy Melville (right knee)out for season
Games Missed: *WKU*
- OL Joe Pantoja (left ankle)probable
Games Missed: *MIN, EIU, INS, SMS, WIU, YSU, WKU*
- DB Sam Yeargin (right knee)out for season
Games Missed: *All*

SCOUTING THE SALUKIS

- Southern Illinois is located in Carbondale, Ill., and has an enrollment of 21,598. The Salukis are members of the Gateway Football Conference.
- Southern Illinois has not been ranked lower than No. 2 all season and has held the No. 1 ranking since Sept. 20.
- There is good reason why the Salukis are the No. 1 team in the country as they appear in the top 10 in eight of the 12 statistical categories distributed by the NCAA, including a No. 1 ranking in scoring defense. The 'Dawgs are No. 2 nationally in total offense and No. 6 in total defense.
- SIU's dominance carries over into the Gateway stats as the Salukis are tops in the conference in eight of the 12 categories.

SENIOR SALUTE

Today's game will be the final home contest for 16 Redbird seniors. Combined, the senior class has accumulated two Gateway Football Conference Defensive Player of the Year awards, two All-GFC first team selections, one second team member and four honorable mention honorees. The 2004 class has also accumulated 10 all-America honors, one All-GFC Academic first team selection and one CoSIDA District V All-Academic first team member.

SOMETHING HAS GOT TO GIVE

The Redbirds have beaten a ranked opponent in seven straight seasons, including a 21-14 win over No. 18 Eastern Illinois in 2003. As the polls stand, the 'Birds have one final shot this season at continuing that streak – today against the nation's No. 1 team Southern Illinois. The Salukis are unbeaten in league play and have won seven straight, so if the 'Birds are going to continue the streak that will need to change.

CARROLL GETS TO THE POINT

Stephen Carroll reached the summit of ISU record books at Western Kentucky. The senior place kicker is Illinois State's all-time scoring leader thanks to a second quarter PAT. The innocuous extra point gave Carroll 267 points in his career, topping ISU's scoring list and passing former Redbird Todd Kurz. Carroll now stands in fifth place all-time in Gateway history and is just three points away from tying Youngstown State's P.J. Mays for fourth.

HORTON HAS A DEBUT

One catch, two catch, touchdown catch, touchdown catch isn't the latest Dr. Seuss tale, but it does describe wide receiver Jason Horton's debut in a Redbird uniform. After redshirting last season, Horton has equalled the Redbird freshman receiver record with three touchdowns in his debut season. Horton has tied fellow teammate Laurént Robinson, who grabbed three TDs in 2003, and Jason Johnson, who set the standard in 1984.

MICKLE MOVES THE CHAINS

True freshman Kevett Mickle is beginning to earn the respect of quarterback Yance Vaughan, and why not – he continues to deliver. Mickle has 25 catches on the season and 10 of them have come on third and fourth down. All 10 grabs have resulted in a first down. In fact, of his 25 catches, 18 have moved the chains.

PERFECT TIMING

If Southern Illinois is going to continue its winning ways in Gateway Football Conference action, the Salukis will have to go through Illinois State – the last Gateway team to post a perfect league mark. The Redbirds won the conference title in 1999 with an unblemished 6-0 mark in league games and no GFC champion has been unbeaten in conference play since.

THIS SCHEDULE IS RANK

With No. 1 Southern Illinois rolling into town, Illinois State will face back-to-back top 10 opponents since – last season? Yes, in 2003, the Redbirds faced No. 8 Southern Illinois and No. 9 Western Kentucky in successive weeks. The 'Birds are 1-1 all-time against the nation's best, including 1-0 at Hancock Stadium with a 13-10 win over Youngstown State on Nov. 13, 1993. ISU is 19-50-1 all-time against ranked foes and have lost six straight.

THE GREAT GRIGSBY

Boomer Grigsby moved up the school and Gateway tackle charts yet again Saturday. Grigsby tallied seven tackles at Western Kentucky, giving him 556 for his career. Last week, Grigsby passed current Redbird assistant coach Galen Scott for No. 2 on the Gateway's all-time tackle list and needs 24 tackles to break Scott's school record (Illinois State recognizes Scott's totals in the playoffs) of 579. He needs 10 to break Eastern Illinois' Tim Carver's Gateway record of 565.

ILLINOIS STATE MEDIA RELATIONS

Assistant AD/Media Relations Todd Kober
Office Phone..... (309) 438-3805
Home Phone..... (309) 454-3048
Cell (309) 310-7112
E-mail gtkober@ilstu.edu
Graduate Assistant Mike Krizman
Office Phone..... (309) 438-7748
Cell (847) 528-2066
E-mail makrizm@ilstu.edu
Fax (309) 438-5634

INTERVIEW PROCEDURES

Postgame interviews following home contests are conducted in the team room (second floor) of the Kaufman Football Building. A golf cart is available to transport representatives from the visiting team to the interview area. TV lighting is also provided. After road games, representatives will be brought to a designated area. The locker room is closed at all times.

Redbird Ticket Office • (309) 438-8000

FROM BAGS TO RICHES

Iowa State transfer **Brian Thompson** had an auspicious beginning in his ISU career. In the first four games, Thompson had four carries for two yards with a pair of fumbles. However, in his last four games, Thompson has rushed for 592 yards on 101 carries and a pair of touchdowns. He racked up three straight 150-plus yard performances with 151 yards against SMS, 152 yards at Western Illinois and 222 yards against Youngstown St. He became the first 'Bird to rush for over 150 yards in three consecutive games since Willie Watts in 2000. His 222 yards also tied Watts for the eighth best single-game performance at ISU.

AIRBOURNE EXPRESS

Illinois State quarterback **Yance Vaughan** is the Gateway Football Conference's best when it comes to total offense and he has his throwing arm and receiving corps to thank. Vaughan leads the way with 248.5 yards of total offense a game and 246.2 of that total has come through the air.

OKIE-DOKIE

Yance Vaughan, a native of Ada, Okla., has thrown for 1,970 yards in eight games this season and that's alright – in fact it's already the fifth best season in Illinois State history. He only needs 17 more yards to move past Steve Stull into fourth place all-time. Vaughan is on pace to finish the season with 2,708 passing yards, which would rank No. 2 in Redbird history. Vaughan's 14 touchdown passes this year is tied for fifth on the school's all-time list of touchdown passes in a season.

HOFFMAN DUSTIN' THE RECORD BOOKS

Punter **Ryan Hoffman** is at it again. In 2003, Hoffman keyed the Redbirds to a No. 1 national ranking in net punting with a 39.2 yard average. The junior kicker is again among the nation's best with an average of 43.7, good enough for sixth in Division I-AA. Hoffman's average is also tops among Gateway Football Conference punters, while he is on pace to claim the school record in punting average for a season and a career. He ranks No. 3 in league history for career average.

FILIN GETS HIS PICKS ON ROUTE 66

Hancock Stadium sits on the original Route 66 and safety **Alex Filin** has gotten all of his picks this season just off the storied highway. He leads the team with three interceptions and all three have occurred at home.

A "HAWK" IN THE BACKFIELD

Purdue transfer **Brent Hawkins** has been wreaking havoc on opposing offenses lately. The junior from Godfrey, Ill., has had five tackles for loss in his last two games. Hawkins has 20 tackles on the season, with over half coming in the opposing offense's backfield. He has 11 tackles for loss and three sacks this year.

AN OFFENSE OF HISTORIC PROPORTIONS

If the season ended today, the 2004 Redbirds would have the third most productive passing game in school history with 247.5 yards per game. The 'Birds would also have the third most successful offense with 420.5 total yards per contest, topping last season's league-best 420 yards per game.

I GARR-OWN-TEE!

He's not a Cajun chef, but head coach **Denver Johnson** can spice up the running game like a dash of cayenne pepper. Johnson has been a head coach for seven seasons and every year as the head skipper Johnson has had a 1,000-yard rusher. **Demetrus Johnson** and **Brian Thompson** are each closing in. Johnson has 651 yards, while Thompson has gained 594 yards through eight games.

CARROLL MAKES THE GRADE

For the 11th straight season, the Illinois State football team had representation on the District V All-Academic Team when kicker **Stephen Carroll** was named to the squad as a first team selection. Carroll carries a 3.53 grade point average and is majoring in business.

ALL-AMERICA U

ISU has produced at least one all-American player in 18 of its last 22 seasons. Over the last six seasons, 21 players from 10 different positions have been honored. **Boomer Grigsby** and Ray Robinson were both honored after last season.

TRANSFERABLE

Since 1993, when the NCAA rules changed to allow players immediate eligibility at the I-AA level, Illinois State has had 40 players transfer from I-A schools. ISU's I-A transfers on this year's roster include: **Brent Hawkins** (DL, Purdue); **Pierre Jackson** (WR, Minnesota); **Demetrus Johnson** (RB, Minnesota); **Dan Passarelli** (WR, Northern Illinois); **Cameron Siskowic** (LB, Washington St.); **Jesus Terrazas** (DL, Illinois); **Brian Thompson** (RB, Iowa State); **Joe Walkins** (WR, Auburn) and **Shawn Wiza** (OL, Western Michigan).

THE LAST TIME THEY MET

#8 S. Illinois 45, Illinois State 17

October 11, 2003 • Carbondale, Ill. • McAndrew Stadium
Attendance: 13,247

► GAME SUMMARY

#8 Southern Illinois Runs Past Redbirds in 45-17 Win

CARBONDALE, Ill. — The Illinois State football team ran into a Southern Illinois unit Saturday that had been clicking on all cylinders this season. The Salukis continued that trend as they came out on top in a 45-17 victory over the Redbirds at McAndrew Stadium in Carbondale.

The Salukis caught a break on their first possession when the Redbirds were called for a roughing the punter penalty, keeping the offensive drive alive.

However, Sam Yeargin broke up a sure touchdown pass when he knocked the ball out of the hands of Southern Illinois receiver Kellen Allen. The Salukis had to settle for a 42-yard field goal by Craig Coffin.

Illinois State quarterback Mike Souza began to connect with his receivers on the 'Birds' second possession, hitting Dwayne Smith on a 45-yard completion and Avery Massengale from 11 yards out. But a Royal Whitaker interception at the Saluki 25 stalled the drive and gave Southern Illinois the momentum they needed.

A 50-yard run by quarterback Joel Sambursky ended at the Redbird 25. Three plays later, fullback Brandon Robinson sailed a halfback pass into the waiting hands of Courtney Abbott for a Saluki touchdown and a 10-0 lead.

Southern Illinois continued its nearly flawless offensive execution in the second quarter. This time it was Sambursky connecting on a 21-yard touchdown pass to Chris Kupec, giving the Salukis a 17-0 lead.

► SCORING SUMMARY

| SCOREBOARD | 1 | 2 | 3 | 4 | FINAL |
|----------------------|----|----|---|----|-------|
| ILLINOIS STATE | 0 | 7 | 3 | 7 | 17 |
| #8 Southern Illinois | 10 | 14 | 7 | 14 | 45 |

FIRST QUARTER

SIU – Coffin 42-yard field goal, 7:42

SIU – Abbott 18-yard pass from Robinson (Coffin kick), 3:20

SECOND QUARTER

SIU – Kupec 21-yard pass from Sambursky (Coffin kick), 10:14

ISU – Edwards 16-yard run (Carroll kick), 5:51

SIU – Koutsos 1-yard run (Coffin kick), 3:14

THIRD QUARTER

SIU – F. Johnson fumble recovery (Coffin kick), 8:49

ISU – Carroll 50-yard field goal, 5:19

FOURTH QUARTER

SIU – Koutsos 1-yard run (Coffin kick), 10:18

ISU – Walkins 9-yard pass from Souza (Carroll kick), 7:45

SIU – Koutsos 35-yard run (Coffin kick), 6:57

► TEAM STATISTICS

| | ISU | SIU |
|------------------------|---------|---------|
| First Downs | 19 | 22 |
| Rushing Attempts-Yards | 32-142 | 57-371 |
| Passing | 17-33-2 | 10-23-1 |
| Passing Yards | 207 | 148 |
| Total Offense | 321 | 506 |
| Fumbles-Lost | 1-1 | 0-0 |
| Penalties-Yards | 6-45 | 13-104 |
| Time of Possession | 23:04 | 36:56 |

► INDIVIDUAL STATISTICS

RUSHING: (ISU) – Edwards 15-88, Johnson 8-19, Souza 6-18, Bullock 1-3, Team 2(-14). (SIU) – Koutsos 28-153, Robinson 9-101, Sambursky 12-92, Weishaar 1-6, Holley 1-4, Jackson 4-4, Abdulqaadir 2(-2).

PASSING: (ISU) – Souza 17-33-2-207. (SIU) – Sambursky 9-21-1-130, Robinson 1-1-0-18, Team 0-1-0-0.

RECEIVING: (ISU) – Smith 4-85, Robinson 3-34, Walkins 3-32, Barber 3-28, Edwards 1-12, Massengale 1-11, Kreger 1-3, Larson 1-2. (SIU) – Little 3-64, Koutsos 3-26, Abbott 2-24, Kupec 1-21, Robinson 1-13.

2004 REDBIRD CAPTAINS

#92 • Josh Chrestman

#46 • Boomer Grigsby

#89 • Mike Larson

#61 • Jeremy Melville

#2 • Antwan Oliver

#18 • Yance Vaughan

THE GATEWAY FOOTBALL CONFERENCE

Here's a short and concise breakdown of one the nation's premier NCAA I-AA football leagues:

2004 GFC STANDINGS

| | W | L | PCT | W | L | PCT |
|-----------------------|----------|----------|-------------|----------|----------|-------------|
| Southern Illinois | 5 | 0 | 1.000 | 8 | 1 | .889 |
| Western Kentucky | 4 | 1 | .800 | 6 | 2 | .750 |
| Northern Iowa | 3 | 2 | .600 | 4 | 4 | .500 |
| SMS | 2 | 3 | .400 | 5 | 4 | .556 |
| Illinois State | 2 | 3 | .400 | 4 | 4 | .500 |
| Western Illinois | 2 | 3 | .400 | 4 | 5 | .444 |
| Indiana State | 1 | 4 | .200 | 4 | 5 | .444 |
| Youngstown State | 1 | 4 | .200 | 3 | 6 | .333 |

THIS WEEK IN THE GATEWAY

November 6

- Northern Iowa at Indiana State, 12:30 p.m.
- Western Kentucky at SMS, 1 p.m.
- Youngstown State at Western Illinois, 1:05 p.m.

2004 PRESEASON POLL

1. Southern Illinois (25)244
2. Northern Iowa (6)212
3. Western Kentucky (1).....186
4. Western Illinois.....174
5. **Illinois State.....110**
6. Youngstown State102
7. SMS81
8. Indiana State.....43

2004 GFC PRESEASON HONORS

Offense – Stephen Carroll, PK (first team); Stafford Davis, OL (first team); Mike Larson, FB (first team); Jeremy Melville, OL (honorable mention); Mike Stegeman, OL (honorable mention).
Defense – Boomer Grigsby, LB (first team); Ryan Hoffman, P (honorable mention); Antwan Oliver, DB (honorable mention).

GATEWAY TELECONFERENCE

Teleconferences featuring the league's head coaches will be conducted each Wednesday during the season (Sept. 8 through Nov. 10). Those participating in the call should dial in five minutes prior to the scheduled start time (10 a.m. CST each Wednesday). Each call can also be accessed at www.gatewayfootball.org. The call-in number is 913/981-5509.

- Gateway News/Notes, 10:00 a.m.
 - **Denver Johnson (Illinois State), 10:05 a.m.**
 - Tim McGuire (Indiana State), 10:10 a.m.
 - Mark Farley (Northern Iowa), 10:15 a.m.
 - Jerry Kill (Southern Illinois), 10:20 a.m.
 - Randy Ball (SMS), 10:25 a.m.
 - Don Patterson (Western Illinois), 10:30 a.m.
 - David Elson (Western Kentucky), 10:35 a.m.
 - Jon Heacock (Youngstown St.), 10:40 a.m.
- All times are central

WHO ARE THESE GUYS?

Here are some roster additions that didn't make the media guide:

EvanALLEN-GESSESSE • 24

*Defensive Back • Sr.-Sq. • 5-11 • 179
Chicago, Ill. (Gordon Tech/Joliet JC)*


2003: Practiced with the team, but did not see game action. **Joliet Junior College:** Tied for 3rd on JJC's all-time single-season interceptions list with five in 2002 ... three interceptions for 27 yards his freshman year (tied for team lead) ... recorded 17 tackles, 10 solo, sophomore season ... five interceptions for 60 yards and eight punt returns for 21 yards in 2002 ... as a freshman, had one fumble recovery ... freshman year, team won the NJCAA non-scholarship national championship and in 2002, were the outright NJCAA national champs, finishing the season ranked No. 1 in the nation ... played for NJCAA Hall of Fame coach Bob MacDougall, who was named the 2002 NJCAA Coach of the Year. **Data:** Born 7-8-83 in Chicago, Ill. ... son of Zeleke Gessesse and Barbara Allen ... major: general studies ... pronounced ga-SES-a.



DerrickCHAMBERS • 33

*Running Back • Fr.-HS • 6-3 • 225
Champaign, Ill. (St. Thomas More)*


St. Thomas More HS: As senior rushed for over 1,200 yards, including 10 straight games with 100 yards rushing ... averaged 5.3 yards per carry ... three-time offensive MVP selection ... second team all-area selection ... all-state honorable mention ... in his senior season, the team finished 6-5 and advanced to the second round of the state playoffs ... coached by Dan Hennessey ... also lettered in basketball and track and field ... averaged 10 points, five rebounds and three steals per game as a senior. **Data:** Born 10-19-85 in St. Louis, Mo. ... son of Derrick Chambers and Stephanie Turner ... youngest of two children ... major: undeclared.



WallyCIRAFESI • 17

*Quarterback • Fr.-HS • 6-1 • 200
Munster, Ind. (Munster)*


Munster HS: Threw for 1,475 yards and 19 touchdowns as a senior on a team that finished 8-3 ... owned a 58 percent completion percentage ... named to the Indiana Football Coaches Association (IFCA) Top 50 team ... Class 4A all-state selection ... two-time all-conference and all-area selection ... named MVP at the Indiana North-South All-Star Game ... voted team captain and team offensive MVP ... academic all-state honoree ... won the leadership and citizenship award ... passed for 1,001 yards as a junior with 10 touchdowns ... coached by Leroy Marsh. **Data:** Born 6-17-86 in Caracas, Venezuela ... son of Walter and Connie Cirafesi ... youngest of three children ... major: history ... pronounced: sara-FEE-see



RyanFOWLER • 45

*Defensive Back • Fr.-HS • 5-11 • 185
Hawthorn Woods, Ill. (Lake Zurich)*


Lake Zurich HS: Three-year starter ... team captain ... 58 tackles and three fumble recoveries as a senior ... elected to the Illinois Coaches Association All-Star Game ... received the Coaches Award for Outstanding Effort ... two-time first team All-Fox Valley Conference ... *Pioneer Press* First Team All-Area ... *Northwest Herald* First Team All-Area ... *Daily Herald* All-Area honorable mention ... received the Lake Zurich Flames Youth Football League Scholarship ... team qualified for the IHSA Class 7A Playoffs senior year and finished 6-4 ... as a junior, team won the Fox Valley Conference championship and advanced to state semi-finals ... lettered in football, basketball and track and field ... coached by Mike DiMatteo. **Data:** Born 3-31-86 in Ravenna, Ohio ... son of Randy and Nancy Fowler ... youngest of two children ... major: business.



PierreJACKSON • 4

*Wide Receiver • So.-TR • 6-1 • 176
Chicago, Ill. (Harper/Minnesota)*

2004: Transferred to Illinois State prior to fall camp. **2003:** Played in five games for the Golden Gophers ... saw action on 17 plays. **2002:** Redshirted at Minnesota. **Harper HS:** Three-year letterwinner whose team finished with a 23-9 record during his career ... two time all-area and all-conference selection ... also named to the all-city team ... made 62 receptions for more than 1,000 yards in his 13 games as a senior ... caught 21 touchdown passes in his senior campaign ... versatile athlete who also ran out of the backfield and returned kicks ... had nine carries for 138 yards and three scores his senior year ... returned 13 kickoffs in his final season for more than 300 yards, two of them for touchdowns ... two-year honor roll student who also ran track (four letters) and played basketball (three letters) ... earned all-city honors in both sports ... coached by Terry Lewis. **Data:** Born 5-7-84 in Chicago, Ill. ... son of Marilyn Jackson ... major: communications.



ILLINOIS STATE DEPTH CHART

OFFENSE

| | | | | | |
|----|----|------------------|-----|-----|--------|
| LT | 51 | Mike Stegeman | 6-5 | 297 | Jr.-2L |
| | 62 | Shawn Wiza | 6-7 | 296 | Jr.-1L |
| LG | 64 | Stafford Davis | 6-2 | 295 | Jr.-2L |
| | 74 | Barry Hartman | 6-5 | 274 | So.-1L |
| C | 66 | Isaiah Wiggins | 6-3 | 280 | Fr.-RS |
| | 60 | Geoff Pearson | 6-2 | 270 | Sr.-1L |
| RG | 75 | Janiah Downing | 6-3 | 315 | So.-1L |
| | 77 | Joe Pantoja | 6-2 | 268 | Sr.-2L |
| RT | 67 | Steve Statz | 6-5 | 275 | Sr.-3L |
| | 63 | Matt Pezdek | 6-4 | 312 | Sr.-2L |
| WR | 81 | Laurént Robinson | 6-2 | 187 | So.-1L |
| | 85 | Kevett Mickle | 6-3 | 185 | Fr.-HS |
| WR | 13 | Ramon Barber | 6-0 | 191 | Jr.-2L |
| | 86 | Jason Horton | 6-0 | 185 | Fr.-RS |
| TE | 30 | Dave Mordis | 6-3 | 253 | Fr.-RS |
| | 42 | Jonathan Denley | 6-3 | 255 | Jr.-TR |
| QB | 18 | Yance Vaughan | 6-3 | 210 | Sr.-1L |
| | 19 | Luke Drone | 6-2 | 190 | Fr. |
| RB | 5 | Brian Thompson | 5-7 | 195 | Jr.-TR |
| | 20 | Demetrus Johnson | 5-9 | 192 | Sr.-1L |
| FB | 89 | Mike Larson | 6-3 | 244 | Sr.-2L |
| | 82 | Kevin Kreger | 6-0 | 232 | Jr.-2L |

DEFENSE

| | | | | | |
|-------|----|---------------------|------|-----|---------|
| DE | 92 | Josh Chrestman | 6-4 | 257 | Sr.-1L |
| | 65 | Ryan Thorne | 6-2 | 251 | So.-1L |
| DT | 73 | Justin Martindale | 6-3 | 250 | So.-1L |
| | 55 | Noah Washington | 6-0 | 334 | Sr.-1L |
| DT | 94 | Jarek Thomas | 6-3 | 265 | Fr.-RS |
| | 52 | Jesus Terrazas | 6-2 | 271 | Jr.-1L |
| DE | 57 | Brent Hawkins | 6-3 | 244 | Jr.-TR |
| | 91 | Nate Johnson | 6-4 | 235 | Fr.-RS |
| WHIP | 36 | William Rolle | 5-10 | 196 | Jr.-2L |
| | 6 | Kye Stewart | 5-11 | 203 | Fr.-RS |
| ILB | 40 | Cameron Siskowic | 6-2 | 231 | So.-1L |
| | 44 | Niall Campbell | 6-2 | 229 | So.-1L |
| ILB | 46 | Boomer Grigsby | 6-1 | 241 | Sr.-3L |
| | 54 | Rick Splant | 6-2 | 219 | Sr.-3L |
| ROVER | 21 | Nick Passarelli | 5-11 | 195 | Fr.-HS |
| | 29 | Jesse Caesar | 6-0 | 185 | Fr.-RS |
| RC | 9 | Joe Walkins | 5-9 | 180 | Sr.-1L |
| | 25 | Leon Kittrell | 5-9 | 166 | So.-1L |
| LC | 2 | Antwan Oliver | 5-10 | 177 | Sr.-1L |
| | 24 | Evan Allen-Gessesse | 5-11 | 179 | Sr.-Sq. |
| FS | 28 | James Temple | 6-0 | 208 | So.-1L |
| | 3 | Alex Filin | 6-4 | 220 | So.-1L |

SPECIALISTS

| | | | | | |
|----|----|-----------------|------|-----|---------|
| PK | 99 | Stephen Carroll | 5-11 | 182 | Sr.-3L |
| | 14 | Ryan Hoffman | 6-2 | 192 | Jr.-2L |
| KO | 99 | Stephen Carroll | 5-11 | 182 | Sr.-3L |
| | 14 | Ryan Hoffman | 6-2 | 192 | Jr.-2L |
| P | 14 | Ryan Hoffman | 6-2 | 192 | Jr.-2L |
| | 99 | Stephen Carroll | 5-11 | 182 | Sr.-3L |
| LS | 43 | Jake Weber | 6-2 | 232 | So.-1L |
| | 82 | Kevin Kreger | 6-0 | 232 | Jr.-2L |
| SS | 60 | Geoff Pearson | 6-2 | 275 | Jr.-Sq. |
| | 43 | Jake Weber | 6-2 | 232 | So.-1L |
| HD | 16 | Brian Busser | 6-1 | 184 | So.-Sq. |
| | 13 | Ramon Barber | 6-0 | 191 | Jr.-2L |
| KR | 9 | Joe Walkins | 5-9 | 180 | Sr.-1L |
| | 34 | LaShawn Bullock | 5-7 | 161 | So.-1L |
| PR | 9 | Joe Walkins | 5-9 | 180 | Sr.-1L |
| | 13 | Ramon Barber | 6-0 | 191 | Jr.-2L |

SOUTHERN ILLINOIS DEPTH CHART

OFFENSE

| | | | | | |
|----|----|-------------------|------|-----|-----|
| WR | 16 | Kellen Allen | 6-1 | 195 | Jr. |
| | 8 | Jason Hollingshed | 6-1 | 205 | Sr. |
| TE | 86 | Chris Kupec | 6-3 | 230 | Jr. |
| | 84 | Micah Turner | 6-4 | 250 | Jr. |
| LT | 75 | Brian Akins | 6-4 | 310 | Sr. |
| | 77 | Darren Marquez | 6-4 | 325 | Fr. |
| LG | 72 | Justin Rich | 6-5 | 295 | Sr. |
| | 69 | Natu Visinia | 6-1 | 295 | Fr. |
| C | 71 | Elmer McDaniel | 5-11 | 315 | Sr. |
| | 76 | Justin Kramer | 6-2 | 315 | Jr. |
| RG | 74 | Will Justice | 6-5 | 295 | So. |
| | 64 | Jared Green | 6-0 | 280 | Jr. |
| RT | 65 | Matt Miller | 6-4 | 295 | Sr. |
| | 73 | Andrew Kernes | 6-6 | 300 | Fr. |
| QB | 12 | Joel Sambursky | 6-0 | 195 | Jr. |
| | 14 | Jon Cairns | 6-1 | 190 | Fr. |
| SB | 31 | J.T. Wise | 6-0 | 230 | So. |
| | 44 | Craig Turner | 5-11 | 200 | Fr. |
| RB | 24 | Arkee Whitlock | 5-9 | 195 | So. |
| OR | 27 | Brandon Jacobs | 6-4 | 255 | Sr. |
| OR | 25 | Terry Jackson | 5-11 | 195 | Sr. |
| WR | 6 | Brent Little | 6-0 | 185 | Jr. |
| | 22 | Quorey Payne | 5-10 | 180 | Jr. |

DEFENSE

| | | | | | |
|-----|----|------------------|------|-----|-----|
| DE | 96 | Billy Beard | 6-3 | 285 | Sr. |
| | 45 | Chris Sutherlin | 6-2 | 275 | Sr. |
| DT | 92 | Linton Brown | 6-0 | 320 | Jr. |
| | 99 | Mark Philipp | 6-0 | 315 | Jr. |
| OR | 66 | Justin Lowes | 6-3 | 295 | So. |
| DT | 52 | Jeff Jones | 6-1 | 275 | Jr. |
| | 94 | Lionel Williams | 6-3 | 270 | Sr. |
| DE | 51 | Andrew Franklin | 6-2 | 245 | Sr. |
| | 90 | James Fields | 6-1 | 260 | Sr. |
| ILB | 34 | Royal Whitaker | 6-0 | 230 | Jr. |
| | 53 | Trevor Moe | 6-1 | 220 | Fr. |
| ILB | 55 | Tony Rinella | 6-1 | 225 | Jr. |
| | 42 | Phillip Doyle | 6-3 | 225 | Jr. |
| CB | 21 | Brandon Brunner | 6-0 | 185 | Jr. |
| | 33 | Brad Brachear | 5-11 | 19 | Jr. |
| S | 5 | Frank Johnson | 5-11 | 195 | Jr. |
| | 41 | Paul Wright | 6-1 | 190 | Jr. |
| FS | 7 | Alexis Moreland | 6-1 | 205 | Sr. |
| | 46 | Marlon Heaston | 5-11 | 200 | So. |
| S | 20 | Jamarquis Jordan | 6-0 | 205 | Jr. |
| | 49 | Patrick Jordan | 6-0 | 210 | So. |
| CB | 28 | Yemi Akisanya | 5-9 | 200 | Sr. |
| | 9 | Anthony Williams | 5-9 | 160 | Fr. |

SPECIALISTS

| | | | | | |
|----|----|-----------------|------|-----|-----|
| P | 38 | Zach Kettelkamp | 6-3 | 225 | So. |
| | 19 | Craig Coffin | 6-0 | 215 | So. |
| K | 19 | Craig Coffin | 6-0 | 215 | So. |
| | 38 | Zach Kettelkamp | 6-3 | 225 | So. |
| KO | 19 | Craig Coffin | 6-0 | 215 | So. |
| | 38 | Zach Kettelkamp | 6-3 | 225 | So. |
| H | 14 | Jon Cairns | 6-1 | 190 | Fr. |
| | 15 | Kyle Colborn | 6-1 | 185 | So. |
| LS | 93 | Kent DeVinney | 6-0 | 245 | So. |
| | 73 | Andrew Kernes | 6-6 | 300 | Fr. |
| KR | 6 | Brent Little | 6-0 | 185 | Jr. |
| | 25 | Terry Jackson | 5-11 | 195 | Sr. |
| PR | 21 | Brandon Brunner | 6-0 | 185 | Jr. |
| | 1 | Justin George | 6-1 | 195 | Sr. |

ILLINOIS STATE STARTER NOTES**REDBIRD OFFENSE**

| | | |
|----|--|--|
| LT | 51 Mike Stegeman (Jr.-2L • 6-5 • 297 • Chatham, Ill.) | Returning from a torn ACL; got his first start of the season against Eastern Illinois. |
| LG | 64 Stafford Davis (Jr.-2L • 6-2 • 295 • Orange Park, Fla.) | His birth name, Stafford Campen, are both maiden names from previous generations in his family. |
| C | 66 Isaiah Wiggins (Fr.-RS • 6-3 • 280 • Chicago, Ill.) | In his free time, he likes to play the trumpet, an instrument he has played for the last nine years. |
| RG | 75 Janiah Downing (So.-1L • 6-3 • 315 • North Marion, Fla.) | Spent the summer working as a Preview guide, the orientation program for incoming ISU students. |
| RT | 67 Steve Statz (Sr.-3L • 6-5 • 275 • Wisconsin Rapids, Wis.) | Races gas-powered, remote-controlled cars and is interning at the McLean County Jail this semester. |
| WR | 81 Laurént Robinson (So.-1L • 6-2 • 187 • Rockledge, Fla.) | The Redbirds' top returning receiver; tied the school mark with three TDs by a freshman. |
| WR | 13 Ramon Barber (Jr.-2L • 6-0 • 191 • West Palm Beach, Fla.) | Worked out this summer with Chris Carter and Larry Fitzgerald in his home state of Florida. |
| TE | 30 Dave Mordis (Fr.-RS • 6-3 • 253 • Palos Park, Ill.) | Builds computers and is a concert fanatic, seeing over 30 live performances in his lifetime. |
| QB | 18 Yance Vaughan (Sr.-1L • 6-3 • 210 • Ada, Okla.) | He never threw an interception during his high school career. |
| RB | 5 Brian Thompson (Jr.-TR • 5-7 • 195 • Plantation, Fla.) | Transfer from Iowa State who has rushed for 150 yards in each of the last two games as a reserve. |
| FB | 89 Mike Larson (Sr.-2L • 6-3 • 244 • Palatine, Ill.) | When he was four, he lived in Korea while his late father served in the military. |

REDBIRD DEFENSE

| | | |
|-------|--|--|
| DE | 92 Josh Chrestman (Sr.-1L • 6-4 • 257 • Sandwich, Ill.) | An outdoorsman who enjoys fishing and playing paintball. |
| DT | 73 Justin Martindale (So.-1L • 6-3 • 250 • Wadsworth, Ill.) | Loves to play with toys built for speed; owns a jet ski, four wheeler and motorcycle. |
| DT | 94 Jarek Thomas (Fr.-RS • 6-3 • 265 • Orlando, Fla.) | Enjoys cooking, especially soul food, including his favorite dish BBQ ribs and pork chops. |
| DE | 57 Brent Hawkins (Jr.-TR • 6-3 • 244 • Godfrey, Ill.) | Off the field, he likes to spend his time reading Shakespeare and poetry. |
| WHIP | 36 William Rolle (Jr.-2L • 5-10 • 196 • Immokolee, Fla.) | Second cousin of Samari Rolle (Tennessee Titans) and third cousin of Antrel Rolle (Miami-Fla.) |
| ILB | 40 Cameron Siskowic (So.-1L • 6-2 • 231 • San Diego, Calif.) | As a native of California, he grew up surfing, snow boarding and wave boarding. |
| ILB | 46 Boomer Grigsby (Sr.-3L • 6-1 • 241 • Canton, Ill.) | Away from football, he enjoys classical music and Broadway plays. |
| ROVER | 21 Nick Passarelli (Fr.-HS • 5-11 • 195 • Naperville, Ill.) | Played in the Pop Warner national football championship in Orlando, Fla. |
| RC | 9 Joe Walkins (Sr.-1L • 5-9 • 180 • Ft. Lauderdale, Fla.) | Spent the summer working out with the Minnesota Vikings' Randy Moss. |
| LC | 2 Antwan Oliver (Sr.-1L • 5-10 • 177 • Ft. Lauderdale, Fla.) | Joined his prep teammate, Joe Walkins, in the summer workouts with the NFL's Randy Moss. |
| FS | 28 James Temple (So.-1L • 6-0 • 208 • Savannah, Ga.) | The nephew of defensive coordinator Ron Lambert. |

REDBIRD SPECIAL TEAMS

| | | |
|----|--|---|
| PK | 99 Stephen Carroll (Sr.-2L • 5-11 • 182 • O'Fallon, Ill.) | This summer interned (sales/promotions) with the Casper Rockies, the Class A affiliate of Colorado. |
| P | 14 Ryan Hoffman (Jr.-2L • 6-2 • 192 • Stevens Points, Wis.) | Heralded as the best EA Sports 2004 NCAA Football Play Station video gamist on the team. |
| LS | 43 Jake Weber (So.-1L • 6-2 • 232 • Peoria, Ill.) | Naturally left-handed, but he snaps the ball right-handed. |
| SS | 60 Geoff Pearson (Sr.-1L • 6-2 • 270 • Naperville, Ill.) | Served as a volunteer coach at Naperville Central and coached current teammate Nick Passarelli. |
| HD | 16 Brian Busser (Jr.-1L • 6-1 • 194 • Stillman Valley, Ill.) | Initially arrived at ISU as a quarterback, but made the switch to wide receiver last season. |
| KR | 9 Joe Walkins (Sr.-1L • 5-9 • 180 • Ft. Lauderdale, Fla.) | Spent the summer working out with the Minnesota Vikings' Randy Moss. |
| PR | 9 Joe Walkins (Sr.-1L • 5-9 • 180 • Ft. Lauderdale, Fla.) | Spent the summer working out with the Minnesota Vikings' Randy Moss. |

ILLINOIS STATE ALPHABETICAL ROSTER

| No. | Name | Pos. | Ht. | Wt. | Yr. | Hometown (HS/Previous College) |
|-----|---------------------|-------|------|-----|---------|---|
| 24 | Evan Allen-Gessesse | DB | 5-11 | 179 | Jr.-RS | Chicago, Ill. (Gordon Tech/Joliet JC) |
| 78 | Kory Andersen | DL | 6-2 | 288 | So.-1L | Hanska, Minn. (St. James) |
| 13 | Ramon Barber | WR | 6-0 | 191 | Jr.-2L | West Palm Beach, Fla. (Palm Beach Gardens) |
| 26 | Cameron Bateman | DB | 6-1 | 181 | Fr.-HS | Lake Mary, Fla. (Lake Mary) |
| 98 | Mike Blough | DL | 6-5 | 250 | Jr.-2L | Leonard, Mich. (Brother Rice) |
| 38 | Tristan Borzick | FB | 6-0 | 226 | Fr.-RS | Pleasant Prairie, Wis. (Tremper) |
| 23 | Jordan Brewer | RB | 6-2 | 205 | Fr.-HS | Glen Carbon, Ill. (Edwardsville) |
| 12 | Kevin Brockway | QB | 6-4 | 205 | Fr.-HS | Crystal Lake, Ill. (South) |
| 34 | LaShawn Bullock | RB | 5-7 | 161 | So.-1L | Milwaukee, Wis. (Vincent) |
| 16 | Brian Busser | WR | 6-1 | 194 | Jr.-1L | Stillman Valley, Ill. (Stillman Valley) |
| 29 | Jesse Caesar | DB | 6-0 | 185 | Fr.-RS | Rockledge, Fla. (Rockledge) |
| 44 | Niall Campbell | LB | 6-2 | 229 | So.-1L | Lemont, Ill. (Chicago Mt. Carmel) |
| 99 | Stephen Carroll | K | 5-11 | 182 | Sr.-3L | O'Fallon, Ill. (O'Fallon) |
| 33 | Derrick Chambers | RB | 6-3 | 225 | Fr.-HS | Champaign, Ill. (St. Thomas More) |
| 92 | Josh Chrestman | DL | 6-4 | 257 | Sr.-1L | Sandwich, Ill. (Sandwich/Joliet JC) |
| 17 | Wally Cirafesi | QB | 6-1 | 200 | Fr.-HS | Munster, Ind. (Munster) |
| 58 | Pat Cucci | LB | 6-1 | 230 | Fr.-HS | Winter Springs, Fla. (Winter Springs) |
| 64 | Stafford Davis | OL | 6-2 | 283 | Jr.-2L | Orange Park, Fla. (Clay) |
| 42 | Jonathan Denley | TE | 6-3 | 255 | Jr.-TR | Calhoun City, Miss. (Vardaman/Iawamba CC) |
| 75 | Jariah Downing | OL | 6-3 | 315 | So.-1L | North Marion, Fla. (North Marion) |
| 19 | Luke Drone | QB | 6-2 | 190 | Fr. | Mt. Carmel, Ill. (Mt. Carmel) |
| 39 | Javier Evelyn | DB | 6-0 | 185 | So.-1L | Broadview, Ill. (St. Joseph) |
| 3 | Alex Filin | DB | 6-4 | 220 | So.-1L | Skokie, Ill. (Niles West) |
| 45 | Ryan Fowler | DB | 5-11 | 185 | Fr.-HS | Hawthorn Woods, Ill. (Lake Zurich) |
| 56 | Darius Givens | LB | 6-1 | 205 | Fr.-RS | Tallahassee, Fla. (Lincoln) |
| 10 | Reuben Granger | DB | 6-0 | 165 | Fr.-HS | Pembroke Pines, Fla. (Hollywood Christian) |
| 46 | Boomer Grigsby | LB | 6-1 | 241 | Sr.-3L | Canton, Ill. (Canton) |
| 74 | Barry Hartman | OL | 6-5 | 274 | So.-1L | Manitowoc, Wis. (Lincoln) |
| 57 | Brent Hawkins | DL | 6-3 | 244 | Jr.-TR | Godfrey, Ill. (Jersey/Purdue) |
| 87 | Marcus Hayden | WR | 6-1 | 179 | Jr.-Sq. | Bellwood, Ill. (Proviso West) |
| 7 | Kyle Hill | WR | 5-11 | 183 | Fr.-RS | Oviedo, Fla. (Winter Springs) |
| 14 | Ryan Hoffman | P | 6-2 | 192 | Jr.-2L | Stevens Point, Wis. (Area) |
| 86 | Jason Horton | WR | 6-0 | 185 | Fr.-RS | Bolingbrook, Ill. (Neuqua Valley) |
| 59 | Bill Hronec | LB | 6-1 | 208 | Fr.-HS | Evergreen Park, Ill. (Chicago Mt. Carmel) |
| 48 | Landon Humbles | TE/DB | 6-4 | 255 | Fr.-HS | Peoria, Ill. (Richwoods) |
| 71 | Jeff Huntzinger | OL | 6-3 | 283 | Fr.-RS | Tulsa, Okla. (Union) |
| 4 | Pierre Jackson | WR | 6-1 | 176 | So.-1L | Chicago, Ill. (Harper/Minnesota) |
| 20 | Demetrus Johnson | RB | 5-9 | 192 | Sr.-1L | Milwaukee, Wis. (Homestead/Minnesota) |
| 91 | Nate Johnson | DL | 6-4 | 235 | Fr.-RS | Longwood, Fla. (Lake Brantley) |
| 84 | Clint Keller | TE | 6-3 | 245 | Fr.-RS | Lexington, Ky. (Paul Laurence Dunbar) |
| 96 | Anthony Kirkland | DL | 6-2 | 265 | So.-1L | Gary, Ind. (West Side) |
| 25 | Leon Kittrell | DB | 5-9 | 166 | So.-1L | Oak Creek, Wis. (Oak Creek) |
| 82 | Kevin Kreger | TE/FB | 6-0 | 232 | Jr.-2L | Frankfort, Ill. (Lincoln-Way) |
| 27 | Tyler Larick | DB | 6-1 | 204 | Sr.-1L | Chualar, Calif. (Salinas/Hartnell) |
| 89 | Mike Larson | FB/TE | 6-3 | 244 | Sr.-2L | Palatine, Ill. (Mascoutah/Harper CC) |
| 79 | Jonathan Lyon | OL | 6-8 | 290 | Fr.-RS | Urbana, Ill. (Urbana) |
| 68 | Erik Madsen | OL | 6-3 | 275 | Fr.-HS | Bolingbrook, Ill. (Joliet Catholic) |
| 73 | Justin Martindale | DL | 6-3 | 250 | So.-1L | Wadsworth, Ill. (Warren Township) |
| 49 | Troy Maskel | P | 6-3 | 234 | Jr.-2L | Georgetown, Ill. (Georgetown-Ridge Farm) |
| 31 | Mitchell Matthews | DB | 6-0 | 180 | Fr.-HS | Dacula, Ga. (Dacula) |
| 61 | Jeremy Melville | OL | 6-4 | 270 | Sr.-3L | Wisconsin Rapids, Wis. (Lincoln) |
| 47 | Kedric Meredith | FB | 6-3 | 240 | Fr.-HS | Peoria, Ill. (Richwoods) |
| 85 | Kevelt Mickle | WR | 6-3 | 185 | Fr.-HS | Orlando, Fla. (William R. Boone) |
| 30 | Dave Mordis | TE | 6-3 | 253 | Fr.-RS | Palos Park, Ill. (Stagg) |
| 32 | Earl Newby | RB | 5-10 | 211 | So.-1L | Riveria Beach, Fla. (Bridgton Academy) |
| 69 | Joe Niklasch | OL | 6-4 | 275 | Fr.-HS | Hartland, Wis. (Arrowhead) |
| 2 | Antwan Oliver | DB | 5-10 | 177 | Sr.-1L | Ft. Lauderdale, Fla. (Dillard/Eastern Illinois) |
| 77 | Joe Pantoja | OL | 6-2 | 268 | Sr.-2L | Gurnee, Ill. (Warren Township) |
| 80 | Dan Passarelli | WR | 5-11 | 170 | Fr.-TR | Naperville, Ill. (Central/Northern Illinois) |
| 21 | Nick Passarelli | DB | 5-11 | 195 | Fr.-HS | Naperville, Ill. (Central) |
| 60 | Geoff Pearson | OL | 6-2 | 270 | Sr.-1L | Naperville, Ill. (Central/DuPage) |
| 63 | Matt Pezdek | OL | 6-4 | 312 | Sr.-2L | Brookfield, Ill. (Nazareth Academy) |
| 22 | Garry Roberts | LB | 6-2 | 192 | Fr.-RS | Edna, Texas (Edna) |
| 81 | Laurent Robinson | WR | 6-2 | 187 | So.-1L | Rockledge, Fla. (Rockledge) |
| 36 | William Rolle | DB | 5-10 | 196 | Jr.-2L | Immokolee, Fla. (Immokolee) |
| 76 | Juan Salcido | OL | 6-4 | 270 | Fr.-HS | Rancho Cucamonga, Calif. (Etiwanda) |
| 53 | Jim Sharfman | LS | 6-1 | 235 | Fr.-RS | Mundelein, Ill. (Mundelein) |
| 90 | Dan Simnick | DL | 6-2 | 230 | Fr.-RS | Naperville, Ill. (North) |
| 40 | Cameron Siskowic | LB | 6-2 | 231 | So.-1L | San Diego, Calif. (Clairemont/Washington St.) |
| 54 | Rick Splant | LB | 6-2 | 219 | Sr.-3L | Lockport, Ill. (Lockport Township) |
| 67 | Steve Statz | OL | 6-5 | 275 | Fr.-3L | Wisconsin Rapids, Wis. (Lincoln) |
| 51 | Mike Stegeman | OL | 6-5 | 297 | Jr.-2L | Chatham, Ill. (Glenwood) |
| 6 | Kye Stewart | DB | 5-11 | 203 | Fr.-RS | Nashville, Tenn. (Pearl-Cohn) |
| 95 | Robert Taylor | DL | 6-5 | 300 | Jr.-TR | Oak Creek, Wis. (Oak Creek/Iowa Central CC) |
| 28 | James Temple | DB | 6-0 | 208 | So.-1L | Savannah, Ga. (Savannah) |
| 52 | Jesus Terrazas | DL | 6-2 | 271 | Jr.-1L | Chicago, Ill. (Bowen/Illinois) |
| 94 | Jarek Thomas | DL | 6-3 | 265 | Fr.-RS | Orlando, Fla. (Edgewater) |
| 93 | Amir Thompson | DL | 6-3 | 270 | Fr.-HS | Orlando, Fla. (Pineridge/Pickering, Ontario) |
| 5 | Brian Thompson | RB | 5-7 | 195 | Jr.-TR | Plantation, Fla. (Plantation/Iowa State) |
| 65 | Ryan Thorne | DL | 6-2 | 251 | So.-1L | Vista, Calif. (Rancho Buena Vista) |
| 18 | Yance Vaughan | QB | 6-3 | 210 | Sr.-1L | Ada, Okla. (Ada) |
| 9 | Joe Walkins | DB | 5-9 | 180 | Sr.-1L | Ft. Lauderdale, Fla. (Dillard/Auburn) |
| 55 | Noah Washington | DL | 6-4 | 334 | Sr.-1L | LaGrange, Ill. (Lyons Township/DuPage) |
| 43 | Jake Weber | LS/TE | 6-2 | 232 | So.-1L | Peoria, Ill. (Durlap) |
| 66 | Isaiah Wiggins | OL | 6-3 | 280 | Fr.-RS | Chicago, Ill. (Prosser) |
| 62 | Shawn Wiza | OL | 6-7 | 296 | Jr.-1L | Oak Creek, Wis. (Oak Creek/Western Michigan) |
| 37 | Sesamir Yearby | DL | 6-3 | 191 | Sr.-2L | Quincy, Ill. (Quincy) |
| 1 | Sam Yeargin | DB | 5-11 | 185 | Sr.-3L | Ft. Lauderdale, Fla. (Dillard) |

Not on the travel roster.

NUMERICAL ROSTER

| No. | Name | Pos. | No. | Name | Pos. |
|-----|---------------------|-------|-----|-------------------|------|
| 1 | Sam Yeargin | DB | 51 | Mike Stegeman | OL |
| 2 | Antwan Oliver | DB | 52 | Jesus Terrazas | DL |
| 3 | Alex Filin | DB | 53 | Jim Sharfman | LS |
| 4 | Pierre Jackson | DB/WR | 54 | Rick Splant | LB |
| 5 | Brian Thompson | RB | 55 | Noah Washington | DL |
| 6 | Kye Stewart | DB | 56 | Darius Givens | LB |
| 7 | Kyle Hill | WR | 57 | Brent Hawkins | DL |
| 9 | Joe Walkins | DB | 58 | Pat Cucci | LB |
| 10 | Reuben Granger | DB | 59 | Bill Hronec | LB |
| 12 | Kevin Brockway | QB | 60 | Geoff Pearson | OL |
| 13 | Ramon Barber | WR | 61 | Jeremy Melville | OL |
| 14 | Ryan Hoffman | P | 62 | Shawn Wiza | OL |
| 16 | Brian Busser | WR | 63 | Matt Pezdek | OL |
| 17 | Wally Cirafesi | QB | 64 | Stafford Davis | OL |
| 18 | Yance Vaughan | QB | 65 | Ryan Thorne | DL |
| 19 | Luke Drone | QB | 66 | Isaiah Wiggins | OL |
| 20 | Demetrus Johnson | RB | 67 | Steve Statz | OL |
| 21 | Nick Passarelli | DB | 68 | Erik Madsen | OL |
| 22 | Garry Roberts | LB | 69 | Joe Niklasch | OL |
| 23 | Jordan Brewer | RB | 71 | Jeff Huntzinger | OL |
| 24 | Evan Allen-Gessesse | DB | 73 | Justin Martindale | DL |
| 25 | Leon Kittrell | DB | 74 | Barry Hartman | OL |
| 26 | Cameron Bateman | DB | 75 | Jariah Downing | OL |
| 27 | Tyler Larick | DB | 76 | Juan Salcido | OL |
| 28 | James Temple | DB | 77 | Joe Pantoja | OL |
| 29 | Jesse Caesar | DB | 78 | Kory Andersen | DL |
| 30 | Dave Mordis | TE | 79 | Jonathan Lyon | OL |
| 31 | Mitchell Matthews | DB | 80 | Dan Passarelli | WR |
| 32 | Earl Newby | RB | 81 | Laurent Robinson | WR |
| 33 | Derrick Chambers | RB | 82 | Kevin Kreger | FB |
| 34 | LaShawn Bullock | RB | 84 | Clint Keller | TE |
| 36 | William Rolle | DB | 85 | Kevelt Mickle | WR |
| 37 | Sesamir Yearby | DL | 86 | Jason Horton | WR |
| 38 | Tristan Borzick | FB | 87 | Marcus Hayden | WR |
| 39 | Javier Evelyn | DB | 89 | Mike Larson | FB |
| 40 | Cameron Siskowic | LB | 90 | Dan Simnick | DL |
| 42 | Jonathan Denley | TE | 91 | Nate Johnson | DL |
| 43 | Jake Weber | LS/TE | 92 | Josh Chrestman | DL |
| 44 | Niall Campbell | LB | 93 | Amir Thompson | DL |
| 45 | Ryan Fowler | DB | 94 | Jarek Thomas | DL |
| 46 | Boomer Grigsby | LB | 95 | Robert Taylor | DL |
| 47 | Kedric Meredith | FB | 96 | Anthony Kirkland | DL |
| 48 | Landon Humbles | TE | 98 | Mike Blough | DL |
| 49 | Troy Maskel | P | 99 | Stephen Carroll | K |

PRONUNCIATIONS

| | |
|---------------------|----------------------|
| Evan Allen-Gessesse | ... ga-SES-a |
| Ramon Barber | ... ra-MON |
| Mike Blough | ... rhymes with plow |
| Tristan Borzick | ... BORES-ick |
| Brian Busser | ... BUS-er |
| Jesse Caesar | ... SEE-zahr |
| Niall Campbell | ... NILE |
| Wally Cirafesi | ... sara-FEE-see |
| Pat Cucci | ... COO-chee |
| Alex Filin | ... FILL-in |
| Bill Hronec | ... RON-ick |
| Demetrus Johnson | ... de-ME-trus |
| Kevin Kreger | ... CREE-ger |
| Tyler Larick | ... LAIR-ick |
| Troy Maskel | ... MASS-kul |
| Kevelt Mickle | ... kuh-VETT MICK-ul |
| Joe Niklasch | ... NICK-hash |
| Joe Pantoja | ... pan-TOE-ha |
| Dan Passarelli | ... PASS-uh-rel-ee |
| Nick Passarelli | ... PASS-uh-rel-ee |
| Matt Pezdek | ... PEZ-dek |
| Laurent Robinson | ... Loor-RAUNT |
| William Rolle | ... ROLL |
| Cameron Siskowic | ... SIS-co-wick |
| Steve Statz | ... STAHTZ |
| Mike Stegeman | ... STEG-eh-man |
| Jesus Terrazas | ... tuh-RAHZ-us |
| Ryan Thorne | ... THORN |
| Amir Thompson | ... ah-MEER |
| Shawn Wiza | ... WEEZ-ah |
| Sesamir Yearby | ... SEZ-uh-meer |
| Sam Yeargin | ... YEER-gun |

2004 ILLINOIS STATE FOOTBALL DEFENSIVE STATS

| DEFENSIVE LEADERS | GP | TACKLES | | | | SACKS | | PASS DEF | | | FUMBLES | | BLKD | |
|-----------------------|----------|------------|------------|------------|-----------------|---------------|--------------|-----------|----------|-------------|-----------|----------|----------|--|
| | | SOLO | AST | TOTAL | TFL/YDS | NO-YARDS | INT-YDS | BRUP | QBH | RCV-YDS | FF | KICK | SAF | |
| 46 Grigsby,Boomer | 8 | 44 | 61 | 105 | 6.5-29 | 3.0-20 | . | 2 | . | 2-0 | 2 | . | . | |
| 40 Siskowic,Camero | 8 | 30 | 39 | 69 | 5.0-28 | 1.0-16 | . | 1 | . | . | 1 | . | . | |
| 36 Rolle,William | 8 | 25 | 21 | 46 | 4.0-11 | 0.5-5 | . | . | . | . | 1 | . | . | |
| 28 Temple,James | 8 | 17 | 26 | 43 | 1.5-1 | 1.0-1 | . | 2 | . | 1-33 | 1 | . | . | |
| 21 Passarelli,Nick | 8 | 20 | 20 | 40 | 4.5-23 | 2.5-18 | . | 1 | . | . | . | . | . | |
| 29 Caesar,Jesse | 8 | 18 | 21 | 39 | 3.0-7 | . | . | . | . | . | . | . | . | |
| 92 Chrestman,Josh | 8 | 14 | 16 | 30 | 7.5-28 | 3.0-19 | . | . | . | . | 1 | . | . | |
| 73 Martindale,Just | 8 | 5 | 20 | 25 | 7.0-21 | 2.0-9 | . | . | . | . | 1 | 1 | . | |
| 9 Walkins,Joe | 8 | 17 | 7 | 24 | . | . | 1-0 | 11 | . | . | . | . | . | |
| 3 Filin,Alex | 8 | 14 | 10 | 24 | 1.0-2 | . | 3-29 | . | . | . | . | . | . | |
| 94 Thomas,Jarek | 7 | 6 | 18 | 24 | 3.0-15 | 2.0-12 | . | 2 | . | . | . | . | . | |
| 2 Oliver,Antwan | 6 | 14 | 9 | 23 | 1.0-4 | . | 1-0 | 3 | . | 1-0 | . | . | . | |
| 57 Hawkins,Brent | 6 | 10 | 10 | 20 | 11.0-38 | 3.0-21 | . | 4 | . | . | 1 | . | . | |
| 6 Stewart,Kye | 4 | 9 | 9 | 18 | 2.5-12 | 1.0-7 | . | . | . | . | . | . | . | |
| 44 Campbell,Niall | 8 | 2 | 14 | 16 | 1.0-6 | . | . | . | . | 1-0 | . | . | . | |
| 24 Allen-Gessesse | 7 | 6 | 10 | 16 | 0.5-1 | . | 1-0 | 3 | . | . | 1 | . | . | |
| 54 Splant,Rick | 8 | 4 | 6 | 10 | 0.5-4 | 0.5-4 | . | . | . | . | . | . | . | |
| 37 Yearby,Sesamir | 7 | 3 | 6 | 9 | 0.5-0 | . | . | . | . | . | 1 | . | . | |
| 91 Johnson,Nate | 6 | 5 | 3 | 8 | 1.5-5 | 0.5-4 | . | . | . | . | . | . | . | |
| 59 Hronec,Bill | 6 | 3 | 4 | 7 | . | . | . | . | . | . | 1 | . | . | |
| 27 Larick,Tyler | 6 | 4 | 3 | 7 | . | . | . | . | . | . | . | . | . | |
| 98 Blough,Mike | 7 | 1 | 5 | 6 | 0.5-0 | . | . | 1 | . | . | . | . | . | |
| 38 Borzick,Tristan | 8 | 3 | 2 | 5 | . | . | . | . | . | . | . | . | . | |
| 4 Jackson,Pierre | 6 | 3 | 2 | 5 | . | . | . | . | . | 1-0 | . | . | . | |
| 89 Larson,Mike | 8 | 3 | . | 3 | . | . | . | . | . | . | . | . | . | |
| 81 Robinson,Lauren | 8 | 3 | . | 3 | . | . | . | . | . | . | . | . | . | |
| 25 Kittrell,Leon | 5 | 2 | 1 | 3 | . | . | . | . | . | . | . | . | . | |
| 13 Barber,Ramon | 8 | 1 | 1 | 2 | . | . | . | . | . | . | . | . | . | |
| 32 Newby,Earl | 8 | 1 | 1 | 2 | . | . | . | . | . | . | . | . | . | |
| 43 Weber,Jake | 7 | 1 | 1 | 2 | . | . | . | . | . | . | . | . | . | |
| 86 Horton,Jason | 6 | 1 | 1 | 2 | . | . | . | . | . | . | . | . | . | |
| 65 Thorne,Ryan | 6 | 1 | 1 | 2 | . | . | . | . | . | . | . | . | . | |
| 52 Terrazas,Jesus | 3 | 1 | . | 1 | 1.0-1 | . | . | . | . | . | . | . | . | |
| 78 Andersen,Kory | 2 | 1 | . | 1 | . | . | . | . | . | . | . | . | . | |
| 19 Drone,Luke | 4 | . | 1 | 1 | . | . | . | . | . | . | . | . | . | |
| 67 Statz,Steve | 7 | 1 | . | 1 | . | . | . | . | . | . | . | . | . | |
| 87 Hayden,Marcus | 4 | 1 | . | 1 | . | . | . | . | . | . | . | . | . | |
| 90 Simnick,Dan | 1 | 1 | . | 1 | . | . | . | . | . | . | . | . | . | |
| 18 Vaughan,Yance | 8 | 1 | . | 1 | . | . | . | . | . | . | . | . | . | |
| 95 Taylor,Robert | 4 | 1 | . | 1 | . | . | . | . | . | . | . | . | . | |
| 56 Givens,Darius | 7 | . | 1 | 1 | . | . | . | . | . | . | . | . | . | |
| 55 Washington,Noah | 6 | . | 1 | 1 | . | . | . | . | . | . | . | . | . | |
| 14 Hoffman,Ryan | 8 | 1 | . | 1 | . | . | . | . | . | . | . | . | . | |
| Total..... | 8 | 298 | 351 | 649 | 63-236 | 20-136 | 6-29 | 30 | . | 6-33 | 11 | 1 | . | |
| Opponents..... | 8 | 309 | 325 | 634 | 39.0-108 | 12-66 | 12-72 | 39 | . | 9-30 | 6 | 3 | . | |



GAME-BY-GAME INDIVIDUAL STATS

Rushing (Att.-Yds.-TD)

| Opponent | Bullock | D. Johnson | Newby | B. Thompson |
|-----------------|---------|------------|---------|-------------|
| St. Xavier | INJ. | 17-161-3 | 14-48-0 | 3-2-0 |
| @ Minnesota | INJ. | 14-107-0 | 5-7-0 | 1-0-0 |
| E. Illinois | 3-2-0 | 20-70-0 | 5-7-1 | 0-0-0 |
| @ Indiana St. | 1-15-0 | 17-138-2 | 8-24-2 | 0-0-0 |
| SMS | INJ. | 23-129-1 | 3-8-0 | 22-151-1 |
| @ W. Illinois | 5-16-0 | 8-34-0 | 0-0-0 | 21-152-1 |
| Y'town St. | 2-12-0 | INJ. | 1-2-0 | 37-222-0 |
| @ Western Ky. | 2-8-0 | 5-15-0 | 0-0-0 | 21-67-0 |
| S. Illinois | | | | |
| @ N. Iowa | | | | |
| @ Fla. Atlantic | | | | |

Passing (Comp.-Att.-Int.-Yds.-TD)

| Opponent | Drone | Vaughan |
|-----------------|------------|---------------|
| St. Xavier | 1-2-0-10-0 | 13-20-0-225-2 |
| @ Minnesota | 0-0-0-0-0 | 33-57-2-372-2 |
| E. Illinois | 0-0-0-0-0 | 19-30-1-214-3 |
| @ Indiana St. | 0-0-0-0-0 | 29-53-2-348-1 |
| SMS | 0-0-0-0-0 | 22-36-2-171-1 |
| @ W. Illinois | DNP | 13-29-3-219-2 |
| Y'town St. | DNP | 14-31-1-166-1 |
| @ Western Ky. | DNP | 20-37-1-255-2 |
| S. Illinois | | |
| @ N. Iowa | | |
| @ Fla. Atlantic | | |

Receiving (No.-Yds.-TD)

| Opponent | Barber | Hill | Horton | Larson | Mickle | Mordis | Robinson |
|-----------------|--------|--------|--------|--------|---------|--------|----------|
| St. Xavier | 3-42-0 | 2-8-0 | DNP | 2-53-0 | 1-10-0 | 1-9-0 | 4-105-2 |
| @ Minnesota | 7-92-1 | 3-23-0 | 1-22-1 | 3-44-0 | 3-34-0 | 1-26-0 | 9-80-0 |
| E. Illinois | 4-59-0 | 0-0-0 | 3-36-1 | 4-64-0 | 1-19-0 | 1-2-1 | 2-22-1 |
| @ Indiana St. | 8-75-0 | 0-0-0 | INJ. | 3-24-0 | 6-104-0 | 0-0-0 | 5-61-1 |
| SMS | 1-9-0 | INJ. | 4-28-0 | 1-8-0 | 1-9-0 | 1-20-0 | 9-66-1 |
| @ W. Illinois | 0-0-0 | INJ. | 3-77-1 | 1-4-0 | 3-74-0 | 0-0-0 | 2-30-1 |
| Y'town St. | 2-9-0 | INJ. | 0-0-0 | 3-18-1 | 4-93-0 | 2-9-0 | 1-22-0 |
| @ Western Ky. | 4-37-1 | INJ. | 3-72-1 | 3-17-0 | 6-63-0 | 0-0-0 | 3-53-0 |
| S. Illinois | | | | | | | |
| @ N. Iowa | | | | | | | |
| @ Fla. Atlantic | | | | | | | |

Defense (Tackles-Sacks-Int.)

| Opponent | Allen-Gessesse | Blough | Caesar | Campbell | Chrestman | Filin | Grigsby | Hawkins | N. Johnson | Kittrell | Martindale | Oliver |
|-----------------|----------------|--------|--------|----------|-----------|-------|---------|---------|------------|----------|------------|--------|
| St. Xavier | 3-0-1 | 0-0-0 | 6-0-0 | 2-0-0 | 3-0-0 | 2-0-1 | 8-2-0 | 2-1-0 | 2-0-0 | 2-0-0 | 4-1-0 | 4-0-1 |
| @ Minnesota | 4-0-0 | 0-0-0 | 8-0-0 | 2-0-0 | 1-0-0 | 1-0-0 | 8-0-0 | 2-1-0 | 0-0-0 | 0-0-0 | 0-0-0 | INJ. |
| E. Illinois | 5-0-0 | 0-0-0 | 8-0-0 | 3-0-0 | 8-1-0 | 2-0-1 | 14-1-0 | 3-0-0 | 0-0-0 | 0-0-0 | 3-0-0 | INJ. |
| @ Indiana St. | 4-0-0 | 1-0-0 | 8-0-0 | 3-0-0 | 1-0-0 | 3-0-0 | 21-0-0 | 4-0-0 | 0-0-0 | INJ. | 5-0-0 | 1-0-0 |
| SMS | 0-0-0 | 1-0-0 | 3-0-0 | 2-0-0 | 2-0-0 | 5-0-0 | 12-0-0 | INJ. | 5-0-5-0 | INJ. | 4-1-0 | 3-0-0 |
| @ W. Illinois | DNP | 3-0-0 | 2-0-0 | 0-0-0 | 7-2-0 | 3-0-0 | 17-0-0 | INJ. | 1-0-0 | 0-0-0 | 3-0-0 | 5-0-0 |
| Y'town St. | 0-0-0 | 0-1-0 | 3-0-0 | 0-0-0 | 1-0-0 | 2-0-1 | 18-0-0 | 4-1-0 | 0-0-0 | 1-0-0 | 5-0-0 | 1-0-0 |
| @ Western Ky. | 0-0-0 | INJ. | 1-0-0 | 4-0-0 | 6-0-0 | 6-0-0 | 7-0-0 | 5-0-0 | 0-0-0 | DNP | 1-0-0 | 9-0-0 |
| S. Illinois | | | | | | | | | | | | |
| @ N. Iowa | | | | | | | | | | | | |
| @ Fla. Atlantic | | | | | | | | | | | | |

| Opponent | N. Passarelli | Rolle | Siskowic | Splant | Stewart | Taylor | Temple | Terrazas | Thomas | Walkins | Washington | Yearby |
|-----------------|---------------|---------|----------|--------|---------|--------|--------|----------|--------|---------|------------|--------|
| St. Xavier | 4-1-0 | 5-0-0 | 5-0-0 | 3-0-0 | 6-1-0 | 0-0-0 | 4-0-0 | 1-0-0 | 2-0-0 | 4-0-0 | 1-0-0 | 4-0-0 |
| @ Minnesota | 3-0-0 | 5-0-0 | 3-0-0 | 0-0-0 | 6-0-0 | 1-0-0 | 5-0-0 | DNP | 1-0-0 | 6-0-0 | 0-0-0 | 1-0-0 |
| E. Illinois | 3-0-0 | 4-0-0 | 14-1-0 | 2-0-0 | INJ. | 0-0-0 | 5-1-0 | 0-0-0 | 6-1-0 | 7-0-0 | 0-0-0 | 0-0-0 |
| @ Indiana St. | 5-1-0 | 7-0-0 | 12-0-0 | 0-0-0 | INJ. | DNP | 12-0-0 | 0-0-0 | 4-0-0 | 0-0-0 | DNP | 0-0-0 |
| SMS | 4-0-0 | 4-0-5-0 | 12-0-0 | 1-0-0 | INJ. | 0-0-0 | 7-0-0 | 0-0-0 | INJ. | 1-0-0 | 0-0-0 | 0-0-0 |
| @ W. Illinois | 11-1-0 | 5-0-0 | 10-0-0 | 2-1-0 | INJ. | DNP | 3-0-0 | DNP | 4-0-0 | 4-0-0 | DNP | 1-0-0 |
| Y'town St. | 6-0-0 | 11-0-0 | 8-0-0 | 1-0-0 | INJ. | DNP | 5-0-0 | DNP | 6-0-0 | 1-0-0 | 0-0-0 | 2-0-0 |
| @ Western Ky. | 4-0-0 | 5-0-0 | 5-0-0 | 0-0-0 | 4-0-0 | DNP | 2-0-0 | 0-0-0 | 3-1-0 | 1-0-1 | 0-0-0 | 1-1-0 |
| S. Illinois | | | | | | | | | | | | |
| @ N. Iowa | | | | | | | | | | | | |
| @ Fla. Atlantic | | | | | | | | | | | | |

POINTS OFF TURNOVERS

| Opponent | ISU's Scoring off TOs |
|---------------|--------------------------|
| St. Xavier | 3 (1 FG) |
| @ Minnesota | 7 (1 TD) |
| E. Illinois | 14 (2 TDs) |
| @ Indiana St. | 7 (1 TD) |
| SMS | 7 (1 TD) |
| @ W. Illinois | 0 |
| Y'town St. | 3 (1 FG) |
| @ Western Ky. | 0 |
| S. Illinois | |
| @ N. Iowa | |
| Total | 41 (5 TDs, 2 FGs) |

| Opponent | Opponent Scoring off TOs |
|---------------|--------------------------|
| St. Xavier | 7 (1 TD) |
| @ Minnesota | 0 |
| E. Illinois | 14 (2 TDs) |
| @ Indiana St. | 10 (1 TD, 1 FG) |
| SMS | 7 (1 TD) |
| @ W. Illinois | 7 (1 TD) |
| Y'town St. | 10 (1 TD, 1 FG) |
| @ Western Ky. | 0 |
| S. Illinois | |
| @ N. Iowa | |
| Total | 55 (7 TDs, 2 FGs) |



ILLINOIS STATE'S RECORD WHEN ...

| | |
|---|-----|
| Home | 4-0 |
| Road | 0-4 |
| Gateway | 1-1 |
| Grass | 0-1 |
| Turf | 4-3 |
| Day | 2-3 |
| Night | 2-1 |
| Score first | 2-2 |
| Opponent scores first | 2-2 |
| Leading after first quarter | 1-1 |
| Tied after first quarter | 1-1 |
| Trailing after first quarter | 2-2 |
| Leading at halftime | 1-2 |
| Tied at halftime | 1-0 |
| Trailing at halftime | 2-2 |
| Leading after third quarter | 1-0 |
| Tied after third quarter | 1-0 |
| Trailing after third quarter | 2-4 |
| Scoring 10 or less points | 0-0 |
| Scoring 11-20 points | 0-0 |
| Scoring 21-30 points | 1-2 |
| Scoring 31-40 points | 2-2 |
| Scoring 41 or more points | 1-0 |
| Allowing 10 or less points | 0-0 |
| Allowing 11-20 points | 1-0 |
| Allowing 21-30 points | 1-1 |
| Allowing 31-40 points | 2-2 |
| Allowing 41 or more points | 0-1 |
| Having less turnovers | 2-0 |
| Having more turnovers | 2-3 |
| Same number of turnovers | 0-1 |
| Scoring a defensive touchdown | 0-0 |
| Allowing a defensive touchdown | 1-0 |
| Scoring a special team touchdown | 1-0 |
| Allowing a special team touchdown | 1-0 |
| Rushing for under 100 yards | 1-1 |
| Rushing for 101-200 yards | 1-2 |
| Rushing for 201-300 yards | 1-1 |
| Rushing for over 300 yards | 1-0 |
| Passing for under 100 yards | 0-0 |
| Passing for 101-200 yards | 2-0 |
| Passing for 201-300 yards | 2-2 |
| Passing for over 300 yards | 0-2 |
| Allowing under 100 yards rushing | 2-1 |
| Allowing 101-200 yards rushing | 2-2 |
| Allowing 201-300 yards rushing | 0-0 |
| Allowing over 300 yards rushing | 0-1 |
| Allowing under 100 yards passing | 0-0 |
| Allowing 101-200 yards passing | 2-1 |
| Allowing 201-300 yards passing | 2-1 |
| Allowing over 300 yards passing | 0-2 |

ILLINOIS STATE SCORING PLAYS/DRIVES

| Qtr. | Opponent | Time | Scoring Play | Conversion | Plays-Yds. | TOP | Score |
|------|------------------|-------|------------------------------------|--------------|------------|------|-------|
| 1 | Saint Xavier | 10:47 | D. Johnson 70-yard run | Carroll kick | 1-70 | :13 | 7-0 |
| 1 | Saint Xavier | 5:57 | Vaughan 2-yard run | Carroll kick | 7-46 | 3:07 | 14-0 |
| 2 | Saint Xavier | 9:25 | Robinson 17-yard pass from Vaughan | Kick failed | 4-51 | 1:04 | 20-0 |
| 2 | Saint Xavier | 3:32 | D. Johnson 5-yard run | Carroll kick | 7-25 | 3:29 | 27-0 |
| 2 | Saint Xavier | :49 | D. Johnson 10-yard run | Carroll kick | 7-71 | 2:13 | 34-0 |
| 3 | Saint Xavier | 7:53 | Carroll 21-yard field goal | | 4-6 | 1:41 | 37-0 |
| 4 | Saint Xavier | 14:35 | Robinson 74-yard pass from Vaughan | Carroll kick | 1-74 | :12 | 44-0 |
| 1 | Minnesota | 12:43 | Barber 38-yard pass from Vaughan | Carroll kick | 3-44 | 1:26 | 7-0 |
| 2 | Minnesota | 1:09 | Horton 22-yard pass from Vaughan | Carroll kick | 4-54 | :48 | 14-14 |
| 4 | Minnesota | 9:17 | Vaughan 1-yard run | Carroll kick | 14-66 | 5:26 | 21-37 |
| 1 | Eastern Illinois | 2:36 | Robinson 15-yard pass from Vaughan | Carroll kick | 7-51 | 2:12 | 7-7 |
| 2 | Eastern Illinois | 9:20 | Horton 13-yard pass from Vaughan | Carroll kick | 9-60 | 4:31 | 14-7 |
| 3 | Eastern Illinois | 6:55 | Mordis 2-yard pass from Vaughan | Carroll kick | 3-11 | 1:22 | 21-14 |
| 4 | Eastern Illinois | 4:22 | Newby 2-yard run | Carroll kick | 8-80 | 1:57 | 28-31 |
| 4 | Eastern Illinois | 2:39 | Vaughan 3-yard run | Carroll kick | 5-22 | 1:38 | 35-31 |
| 2 | Indiana State | 3:39 | Newby 1-yard run | Carroll kick | 10-83 | 3:06 | 7-14 |
| 3 | Indiana State | :21 | Johnson 16-yard run | Carroll kick | 8-78 | 2:58 | 14-28 |
| 4 | Indiana State | 12:30 | Robinson 14-yard pass from Vaughan | Carroll kick | 3-55 | :57 | 21-28 |
| 4 | Indiana State | 7:59 | Johnson 3-yard run | Carroll kick | 8-38 | 2:37 | 28-28 |
| 4 | Indiana State | 1:59 | Newby 6-yard run | Carroll kick | 11-65 | 5:04 | 35-28 |
| OT | Indiana State | | Carroll 35-yard field goal | | | | 38-38 |
| 2 | SMS | 14:52 | Johnson 30-yard run | Carroll kick | 9-64 | 3:56 | 7-3 |
| 2 | SMS | 5:21 | Carroll 38-yard field goal | | 10-44 | 4:07 | 10-10 |
| 2 | SMS | 1:35 | Thompson 2-yard run | Carroll kick | 7-58 | 2:01 | 17-17 |
| 3 | SMS | 3:29 | Vaughan 1-yard run | Carroll kick | 9-57 | 4:35 | 24-31 |
| 4 | SMS | 3:13 | Robinson 9-yard pass from Vaughan | Carroll kick | 15-99 | 5:13 | 31-31 |
| 4 | SMS | :12 | Carroll 35-yard field goal | | 11-63 | 1:26 | 34-31 |
| 1 | Western Illinois | 9:21 | Carroll 48-yard field goal | | 5-18 | 1:09 | 3-0 |
| 1 | Western Illinois | 1:44 | Thompson 18-yard run | Carroll kick | 3-65 | :51 | 10-7 |
| 2 | Western Illinois | 10:08 | Robinson 14-yard pass from Vaughan | Carroll kick | 8-80 | 3:48 | 17-7 |
| 2 | Western Illinois | 4:17 | Vaughan 1-yard run | Carroll kick | 4-17 | 1:11 | 24-14 |
| 4 | Western Illinois | 6:16 | Horton 7-yard pass from Vaughan | Carroll kick | 8-54 | 3:13 | 31-37 |
| 1 | Youngstown St. | 14:45 | Bullock 97-yard kickoff return | Carroll kick | | | 7-0 |
| 2 | Youngstown St. | 7:36 | Larson 6-yard pass from Vaughan | Carroll kick | 15-80 | 7:57 | 14-10 |
| 3 | Youngstown St. | 8:38 | Carroll 19-yard field goal | | 10-66 | 4:19 | 17-17 |
| 3 | Youngstown St. | 3:45 | Carroll 38-yard field goal | | 9-30 | 3:35 | 20-17 |
| 4 | Youngstown St. | 12:26 | Walkins 52-yard punt return | Carroll kick | | | 27-24 |
| 4 | Youngstown St. | 6:26 | Carroll 31-yard field goal | | 6-19 | 2:57 | 30-24 |
| 2 | Western Ky. | 13:35 | Barber 13-yard pass from Vaughan | Kick failed | 14-80 | 5:33 | 6-7 |
| 2 | Western Ky. | 1:33 | Horton 36-yard pass from Vaughan | Carroll kick | 5-80 | :39 | 13-10 |
| 4 | Western Ky. | 4:04 | Vaughan 1-yard run | Mickle pass | 14-74 | 4:09 | 21-24 |

OPPONENT SCORING PLAYS/DRIVES

| Qtr. | Opponent | Time | Scoring Play | Conversion | Play-Yds. | TOP | Score |
|------|------------------|-------|--------------------------------------|----------------|-----------|------|-------|
| 4 | Saint Xavier | 7:47 | Doherty 6-yard pass from Raczka | Longest kick | 10-73 | 3:16 | 44-7 |
| 4 | Saint Xavier | 2:19 | Raczka 2-yard run | Longest kick | 5-23 | 2:56 | 44-14 |
| 1 | Minnesota | 6:27 | Ellerson 2-yard pass from Cupito | Lloyd kick | 7-72 | 2:42 | 7-7 |
| 2 | Minnesota | 8:25 | Barber 5-yard run | Lloyd kick | 10-74 | 3:42 | 7-14 |
| 2 | Minnesota | :19 | Barber 10-yard run | Kick blocked | 6-57 | :50 | 14-20 |
| 3 | Minnesota | 10:17 | Lloyd 39-yard field goal | | 7-31 | 3:21 | 14-23 |
| 3 | Minnesota | 6:04 | Maroney 80-yard run | Lloyd kick | 4-94 | 1:22 | 14-30 |
| 3 | Minnesota | 3:56 | Wheelwright 80-yard pass from Cupito | Lloyd kick | 1-80 | :12 | 14-37 |
| 1 | Eastern Illinois | 8:55 | Webb 1-yard run | Kuehn kick | 14-80 | 6:05 | 0-7 |
| 2 | Eastern Illinois | :22 | Parsill 13-yard pass from Schabert | Kuehn kick | 5-25 | 1:54 | 14-14 |
| 3 | Eastern Illinois | 1:10 | Schabert 1-yard run | Kuehn kick | 8-77 | 3:43 | 21-21 |
| 4 | Eastern Illinois | 7:12 | Kuehn 28-yard field goal | | 12-83 | 6:12 | 21-24 |
| 3 | Eastern Illinois | 6:17 | Day 30-yard fumble recovery | Kuehn kick | | | 21-31 |
| 1 | Indiana State | 8:37 | Petrowski 27-yard pass from Johnson | Hooper kick | 15-82 | 6:23 | 0-7 |
| 2 | Indiana State | 6:50 | Naves 57-yard pass from Johnson | Hooper kick | 1-57 | :12 | 0-14 |
| 3 | Indiana State | 9:16 | Shields 6-yard run | Hooper kick | 5-80 | 1:50 | 7-21 |
| 3 | Indiana State | 6:22 | Montfort 3-yard run | Hooper kick | 3-5 | 1:34 | 7-28 |
| 4 | Indiana State | 1:09 | Logan 58-yard pass from Johnson | Hooper kick | 4-80 | :50 | 35-35 |
| OT | Indiana State | | Hooper 34-yard field goal | | | | 35-38 |
| 2OT | Indiana State | | Hooper 36-yard field goal | | | | 38-41 |
| 1 | SMS | 10:09 | Scifres 45-yard field goal | | 7-20 | 3:54 | 0-3 |
| 2 | SMS | 9:28 | Rush 28-yard pass from Porter | Scifres kick | 1-28 | :06 | 7-10 |
| 2 | SMS | 3:41 | Portee 3-yard run | Scifres kick | 6-80 | 1:40 | 10-17 |
| 2 | SMS | 1:21 | Rush 100-yard kickoff return | Scifres kick | | | 17-24 |
| 3 | SMS | 10:57 | Rush 16-yard pass from Porter | Scifres kick | 3-32 | :54 | 17-31 |
| 1 | Western Illinois | 2:35 | Glasford 33-yard pass from LaFalce | Langan kick | 6-58 | 2:22 | 3-7 |
| 2 | Western Illinois | 7:53 | Norris 52-yard pass from LaFalce | Langan kick | 5-50 | 2:15 | 17-14 |
| 2 | Western Illinois | :17 | LaFalce 2-yard run | Langan kick | 13-84 | 4:00 | 24-21 |
| 3 | Western Illinois | 8:47 | Yellin 1-yard pass from LaFalce | Kick failed | 11-72 | 5:07 | 24-27 |
| 3 | Western Illinois | 3:45 | Gray 83-yard pass from LaFalce | Langan kick | 3-81 | :23 | 24-34 |
| 4 | Western Illinois | 12:05 | Langan 31-yard field goal | | 5-26 | 1:07 | 24-37 |
| 4 | Western Illinois | 2:44 | Langan 43-yard field goal | | 7-53 | 3:32 | 31-40 |
| 1 | Youngstown St. | 11:37 | Roberts 27-yard pass from Zetts | Terracina kick | 8-82 | 3:07 | 7-7 |
| 1 | Youngstown St. | 7:49 | Terracina 19-yard field goal | | 7-20 | 2:07 | 7-10 |
| 2 | Youngstown St. | :54 | Ison 3-yard pass from Zetts | Terracina kick | 2-13 | :12 | 14-17 |
| 3 | Youngstown St. | :46 | Cayson 13-yard run | Terracina kick | 8-80 | 2:59 | 20-24 |
| 1 | Western Ky. | 4:08 | Brunemann 6-yard pass from Haddix | James kick | 6-52 | 2:36 | 0-7 |
| 2 | Western Ky., | 9:07 | James 29-yard field goal | | 11-63 | 4:23 | 6-10 |
| 3 | Western Ky. | 13:19 | Willis 3-yard pass from Haddix | James kick | 3-11 | 1:25 | 13-17 |
| 4 | Western Ky. | 10:40 | Porter 9-yard run | James kick | 8-33 | 4:20 | 13-24 |

RANKING THE REDBIRDS NATIONALLY**Team Statistics**

| | | |
|------------------------------|-----|--------|
| Rushing Offense..... | 38 | 173.00 |
| Passing Offense..... | 24 | 247.50 |
| Total Offense..... | 12 | 420.50 |
| Scoring Offense..... | 24 | 31.75 |
| Rushing Defense..... | 38 | 131.00 |
| Pass Efficiency Defense..... | 104 | 135.87 |
| Total Defense..... | 71 | 366.13 |
| Scoring Defense..... | 92 | 30.25 |
| Net Punting..... | 22 | 36.27 |
| Punt Returns..... | 31 | 10.52 |
| Kickoff Returns..... | 27 | 21.82 |
| Turnover Margin..... | 108 | -1.13 |
| Pass Defense..... | 99 | 235.13 |
| Passing Efficiency..... | 58 | 117.85 |

Individual Statistics in the Top 30

| | | |
|---|----|--------|
| Yance Vaughan - Total Offense..... | 20 | 248.50 |
| Ryan Hoffman - Punting..... | 6 | 43.69 |
| Stephen Carroll - Field Goals..... | 23 | 1.00 |
| Demetrus Johnson - All-Purpose Yards..... | 30 | 133.71 |

REDBIRD MILESTONES UNDER JOHNSON

Here is a list of ISU players that have passed for 300 yards or rushed or caught 100 yards in **Denver Johnson's** tenure:

100-Yard Rushing Games (34)

| |
|---|
| 239, Sha-Ron Edwards at SMS (11/8/03) |
| 233, Sha-Ron Edwards vs. Western Ky. (10/18/03) |
| 222, Brian Thompson vs. Youngstown State (10/23/04) |
| 210, Quincy Washington vs. Quincy (9/7/02) |
| 200, Willie Watts vs. Indiana State (11/10/01) |
| 199, Sha-Ron Edwards vs. Indiana St. (11/15/03) |
| 186, Willie Watts vs. EIU (11/11/00) |
| 183, Sha-Ron Edwards at Y'town St. (10/25/03) |
| 174, Willie Watts at WIU (11/4/00) |
| 169, Q. Washington vs. Murray St. (9/21/02) |
| 167, Quincy Washington vs. SMS (10/5/02) |
| 161, Demetrus Johnson vs. Saint Xavier (9/2/04) |
| 161, Willie Watts vs. SMS (11/18/00) |
| 159, Demetrus Johnson at EIU (9/20/03) |
| 158, Willie Watts vs. Northern Iowa (10/27/01) |
| 158, Walter James at UNI (9/30/00) |
| 156, Willie Watts at SEMO (9/16/00) |
| 155, Willie Watts at Murray St. (9/8/01) |
| 152, Brian Thompson at Western Illinois (10/16/04) |
| 152, Sha-Ron Edwards vs. Drake (8/28/03) |
| 151, Brian Thompson vs. SMS (10/9/04) |
| 145, Willie Watts vs. W. Va. Tech (8/31/00) |
| 139, Demetrus Johnson at Indiana State (10/2/04) |
| 135, Willie Watts vs. SEMO (9/22/01) |
| 132, Demetrus Johnson vs. Truman St. (9/13/03) |
| 129, Demetrus Johnson vs. SMS (10/9/04) |
| 127, Quincy Washington vs. WIU (10/12/02) |
| 126, Quincy Washington vs. SIU (10/19/02) |
| 110, Willie Watts vs. WKU (11/3/01) |
| 109, Walter James vs. W. Va. Tech (8/31/00) |
| 108, Walter James vs. YSU (10/7/00) |
| 106, LaShawn Bullock at Y'town State (10/25/03) |
| 104, Demetrus Johnson at Minnesota (9/11/04) |
| 104, Quincy Washington at UNI (10/26/02) |
| 101, Willie Watts vs. PV A&M (10/21/00) |

300-Yard Passing Games (6)

| |
|---|
| 385, Mike Souza at Illinois (9/6/03) |
| 372, Yance Vaughan at Minnesota (9/11/04) |
| 350, Kevin Glenn vs. SMS (11/18/00) |
| 348, Yance Vaughan at Indiana State (10/2/04) |
| 319, Dusty Burk vs. Northern Iowa (10/27/01) |
| 310, Dusty Burk at Indiana St. (10/14/00) |

100-Yard Receiving Games (15)

| |
|---|
| 243, Dwayne Smith at Illinois (9/6/03) |
| 183, Vito Golson vs. Northern Iowa (10/27/01) |
| 136, Vito Golson at Indiana State (11/16/02) |
| 136, Gerry Davis at UNI (9/30/00) |
| 118, Dwayne Smith at Y'town St. (10/25/03) |
| 115, Justin Frierson vs. W. Va. Tech (8/31/00) |
| 113, Vito Golson vs. SIU (10/19/02) |
| 110, Vito Golson vs. MSU (9/21/02) |
| 109, Vito Golson at INS (10/14/00) |
| 108, Dwayne Smith at SMS (11/8/03) |
| 107, Mark Schaeve vs. WKU (11/3/01) |
| 107, Steve Kostro vs. EIU (11/11/00) |
| 105, Laurént Robinson vs. Saint Xavier (9/2/04) |
| 105, Mark Schaeve vs. WIU (10/13/01) |
| 104, Kevett Mickle at Indiana State (10/2/04) |
| 102, Jon Laurenti vs. SMS (11/18/00) |



ILLINOIS STATE IN THE REDZONE

| Opponent | Times in 20 | Times Scored | Total Pts. | Rush TDs | Pass TDs | Total TDs | FGs Made | FGA | - Failed to score inside 20 - | | | | | Game |
|-----------------------|-------------|--------------|------------|-----------|-----------|-----------|----------|----------|-------------------------------|----------|----------|----------|----------|----------|
| | | | | | | | | | Downs | Int | Fum | Half | | |
| Saint Xavier | 5 | 5 | 30 | 3 | 1 | 4 | 1 | 0 | 0 | 0 | 0 | 0 | 0 | 0 |
| at Minnesota | 3 | 1 | 7 | 1 | 0 | 1 | 0 | 1 | 0 | 1 | 0 | 0 | 0 | 0 |
| E. Illinois | 5 | 5 | 35 | 2 | 3 | 5 | 0 | 0 | 0 | 0 | 0 | 0 | 0 | 0 |
| at Indiana St. | 7 | 6 | 38 | 4 | 1 | 5 | 1 | 1 | 0 | 0 | 0 | 0 | 0 | 0 |
| SMS | 5 | 5 | 27 | 2 | 1 | 3 | 2 | 0 | 0 | 0 | 0 | 0 | 0 | 0 |
| at W. Illinois | 4 | 4 | 28 | 2 | 2 | 4 | 0 | 0 | 0 | 0 | 0 | 0 | 0 | 0 |
| Y'town St. | 3 | 3 | 13 | 0 | 1 | 1 | 2 | 0 | 0 | 0 | 0 | 0 | 0 | 0 |
| at Western Ky. | 2 | 2 | 14 | 1 | 1 | 2 | 0 | 0 | 0 | 0 | 0 | 0 | 0 | 0 |
| S. Illinois | | | | | | | | | | | | | | |
| at N. Iowa | | | | | | | | | | | | | | |
| at Fla. Atlantic | | | | | | | | | | | | | | |
| Totals (91.2%) | 34 | 31 | 192 | 15 | 10 | 25 | 6 | 2 | 0 | 1 | 0 | 0 | 0 | 0 |

OPPONENTS IN THE REDZONE

| Opponent | Times in 20 | Times Scored | Total Pts. | Rush TDs | Pass TDs | Total TDs | FGs Made | FGA | - Failed to score inside 20 - | | | | | Game |
|-----------------------|-------------|--------------|------------|-----------|----------|-----------|----------|----------|-------------------------------|----------|----------|----------|----------|----------|
| | | | | | | | | | Downs | Int | Fum | Half | | |
| Saint Xavier | 4 | 2 | 14 | 1 | 1 | 2 | 0 | 0 | 1 | 1 | 0 | 0 | 0 | 0 |
| at Minnesota | 4 | 3 | 20 | 2 | 1 | 3 | 0 | 0 | 0 | 0 | 1 | 0 | 0 | 0 |
| E. Illinois | 5 | 4 | 24 | 2 | 1 | 3 | 1 | 0 | 1 | 0 | 0 | 0 | 0 | 0 |
| at Indiana St. | 4 | 3 | 17 | 2 | 0 | 2 | 1 | 1 | 0 | 0 | 0 | 0 | 0 | 0 |
| SMS | 3 | 2 | 14 | 1 | 1 | 2 | 0 | 0 | 0 | 0 | 1 | 0 | 0 | 0 |
| at W. Illinois | 4 | 4 | 19 | 1 | 1 | 2 | 2 | 0 | 0 | 0 | 0 | 0 | 0 | 0 |
| Y'town St. | 5 | 3 | 17 | 1 | 1 | 2 | 1 | 1 | 1 | 0 | 0 | 0 | 0 | 0 |
| at Western Ky. | 4 | 4 | 24 | 1 | 2 | 3 | 1 | 0 | 0 | 0 | 0 | 0 | 0 | 0 |
| S. Illinois | | | | | | | | | | | | | | |
| at N. Iowa | | | | | | | | | | | | | | |
| at Fla. Atlantic | | | | | | | | | | | | | | |
| Totals (75.8%) | 33 | 25 | 149 | 11 | 8 | 19 | 6 | 2 | 3 | 1 | 2 | 0 | 0 | 0 |

GAME-BY-GAME (ISU/OPPONENT)

| Opponent | Score | 1st Downs | Rushing | Passing | Pass Yards | Plays | Total Yards | Ret Yards | Pen Yards | TOs |
|------------------|----------------|----------------|--------------------------|-----------------------------|------------------|----------------|------------------|----------------|----------------|--------------|
| Saint Xavier | 44/14 | 15/13 | 37-217/39-(-55) | 22-14-0/39-13-3 | 235/196 | 59/78 | 452/141 | 173/109 | 77/34 | 3/4 |
| at Minnesota | 21/37 | 26/23 | 30-108/42-303 | 59-33-2/23-11-0 | 372-206 | 89/65 | 480/509 | 109/101 | 76/93 | 2/1 |
| E. Illinois | 35/31 | 16/19 | 36-90/43-94 | 30-19-1/39-20-1 | 214/281 | 66/82 | 304/375 | 103/161 | 65/80 | 2/3 |
| at Indiana St. | 38/41 | 27/21 | 34-175/49-127 | 53-29-2/35-22-0 | 348/373 | 87/84 | 523/500 | 71/80 | 43/50 | 4/1 |
| SMS | 34/31 | 29/15 | 55-304/35-181 | 38-22-2/21-13-0 | 171/140 | 93/56 | 475/321 | 130/198 | 50/91 | 3/1 |
| at W. Illinois | 31/40 | 17/20 | 37-211/49-156 | 29-13-3/34-20-0 | 219/353 | 66/83 | 430/509 | 112/85 | 50/40 | 3/0 |
| Y'town St. | 30/24 | 20/19 | 44-197/38-158 | 31-14-1/29-15-1 | 166/173 | 75/67 | 363/331 | 239/80 | 100/25 | 3/1 |
| at Western Ky. | 21/24 | 21/16 | 38-82/40-84 | 37-20-1/23-14-1 | 255/159 | 75/63 | 337/243 | 20/179 | 65/102 | 1/1 |
| S. Illinois | | | | | | | | | | |
| at N. Iowa | | | | | | | | | | |
| at Fla. Atlantic | | | | | | | | | | |
| Totals | 254/242 | 171/146 | 311-1384/335-1048 | 299-164-12/243-128-6 | 1980/1881 | 610/578 | 3364/2929 | 957/993 | 526/515 | 21/12 |

3RD DOWN CONVERSIONS (ISU/OPPONENT)

| Opponent | Score | Overall | 1 st Qtr | 2 nd Qtr | 3 rd Qtr | 4 th Qtr | OT |
|------------------|----------------|----------------------|---------------------|---------------------|---------------------|---------------------|----------------|
| Saint Xavier | 44/14 | 4-12/4-21 | 1-2/2-7 | 2-4/1-5 | 1-4/1-3 | 0-2/0-6 | NA |
| at Minnesota | 21/37 | 6-19/2-10 | 2-3/1-4 | 1-3/1-2 | 2-5/0-1 | 1-8/0-3 | NA |
| E. Illinois | 35/31 | 6-15/8-21 | 1-2/3-5 | 3-5/1-5 | 1-4/1-5 | 1-4/3-6 | NA |
| at Indiana St. | 38/41 | 10-19/9-20 | 0-2/6-8 | 2-3/1-4 | 2-6/2-4 | 5-6/0-2 | 1-2/0-2 |
| SMS | 34/31 | 14-22/3-10 | 3-6/1-3 | 3-5/1-2 | 2-5/0-3 | 6-6/1-2 | NA |
| at W. Illinois | 31/40 | 3-13/9-20 | 0-3/2-5 | 1-2/5-7 | 0-4/1-4 | 2-4/1-4 | NA |
| Y'town St. | 30/24 | 9-18/5-14 | 0-2/3-5 | 6-8/1-4 | 2-4/0-2 | 1-4/1-3 | NA |
| at Western Ky. | 21/24 | 10-18/8-16 | 2-4/2-3 | 4-4/2-4 | 0-4/2-4 | 4-6/2-5 | NA |
| S. Illinois | | | | | | | |
| at N. Iowa | | | | | | | |
| at Fla. Atlantic | | | | | | | |
| Totals | 254/242 | 62-136/48-132 | 9-24/20-40 | 22-34/13-33 | 10-36/7-26 | 20-40/8-31 | 1-2/0-2 |

4TH DOWN CONVERSIONS (ISU/OPPONENT)

| Opponent | Score | Overall | 1 st Qtr | 2 nd Qtr | 3 rd Qtr | 4 th Qtr | OT |
|------------------|----------------|------------------|---------------------|---------------------|---------------------|---------------------|-----------|
| Saint Xavier | 44/14 | 1-3/3-4 | 0-0/1-1 | 1-1/0-0 | 0-1/0-0 | 0-1/2-3 | NA |
| at Minnesota | 21/37 | 2-3/0-0 | 0-0/0-0 | 0-0/0-0 | 0-0/0-0 | 2-3/0-0 | NA |
| E. Illinois | 35/31 | 0-0/2-3 | 0-0/1-1 | 0-0/0-0 | 0-0/0-0 | 0-0/1-2 | NA |
| at Indiana St. | 38/41 | 0-0/0-0 | 0-0/0-0 | 0-0/0-0 | 0-0/0-0 | 0-0/0-0 | 0-0/0-0 |
| SMS | 34/31 | 1-2/0-1 | 1-1/0-1 | 0-0/0-0 | 0-1/0-0 | 0-0/0-0 | NA |
| at W. Illinois | 31/40 | 0-0/1-2 | 0-0/0-0 | 0-0/0-1 | 0-0/1-1 | 0-0/0-0 | NA |
| Y'town St. | 30/24 | 0-2/0-1 | 0-1/0-0 | 0-1/0-0 | 0-0/0-0 | 0-0/0-1 | NA |
| at Western Ky. | 21/24 | 1-2/0-0 | 0-0/0-0 | 0-0/0-0 | 1-1/0-0 | 0-1/0-0 | NA |
| S. Illinois | | | | | | | |
| at N. Iowa | | | | | | | |
| at Fla. Atlantic | | | | | | | |
| Totals | 254/242 | 5-12/6-11 | 1-2/2-3 | 1-2/0-1 | 1-3/1-1 | 2-5/3-6 | NA |

THE REDBIRD RECORD BOOK

ISU Career Tackles

1. Galen Scott (1997-00).....579
2. Boomer Grigsby (2001-).....556

ISU Career Average Tackles Per Game

1. Boomer Grigsby (2001-).....13.2
2. Galen Scott (1997-00).....12.1

ISU Career Tackles for Loss

1. John Kropke (1984-87)54
2. Galen Scott (1997-00).....43
3. Boomer Grigsby (2001-).....39.5

ISU Career Pass Break Ups

1. Sam Young (1998-00)46
5. Gary Conley (1984-86).....20
- ▶▶ Antwan Oliver (2003-).....14
- ▶▶ Joe Walkins (2003-).....11

ISU Passing Yards in a Season

1. Kevin Glenn (1998)3,037
2. Kevin Glenn (1977)2,265
3. Mike Souza (2003)2,101
4. Steve Stull (1985).....1,986
5. Yance Vaughan (2004).....1,970

ISU TD Passes in a Season

1. Kevin Glenn (1998)26
2. Dusty Burk (1999)19
3. John Coppens (1984).....17
- John Coppens (1983).....17
5. Yance Vaughan (2004).....14
- Kevin Glenn (2000)14
- Wes Bair (1952)14

ISU Season TD Receptions

1. Rickey Garrett (1998)13
2. Clarence Collins (1983).....11
3. Vito Golson (2001)8
- Kevin Glenn (1983)8
5. Laurént Robinson (2004)6

ISU Career TD Receptions

1. Rickey Garrett (1996-99).....22
4. Jacob Neite (1997-99).....11
5. Laurént Robinson (2003-).....9
- Dwayne Smith (2002-03).....9

ISU Career Points Scored

1. Stephen Carroll (2001-).....267
2. Todd Kurz (1993-96).....266

ISU Career Kick Scoring

1. Stephen Carroll (2001-).....267
2. Todd Kurz (1993-96).....266

ISU Career Made Field Goals

1. Todd Kurz (1993-96).....59
2. Paul Politi (1983-86).....50
3. Stephen Carroll (2001-).....48

ISU Career Field Goal Percentage

1. Stephen Carroll, 48-67 (2001-).....71.6
2. Rick Seitz, 34-49 (1987-90).....69.4

ISU Career PATs

1. Jake Strader (1997-00)141
2. Stephen Carroll (2001-).....123

ISU Consecutive PATs Made

1. Stephen Carroll (2001-04)86
2. Paul Politi (1983-86).....85

ISU Career PAT Percentage

1. Paul Politi, 101-103 (1983-86).....98.1
2. Stephen Carroll, 123-126 (2001-).....97.6

ISU Career Punting Average

1. Ryan Hoffman, 5613/134 (2001-).....41.9
2. Jake Strader (1997-00)40.9

THE SPORTS NETWORK POLL

| Team (first place votes) | Pts. | Prv. Rank |
|----------------------------|-------|-----------|
| 1. Southern Illinois* (79) | 2,669 | 1 |
| 2. Georgia Southern (28) | 2,619 | 2 |
| 3. Furman | 2,327 | 6 |
| 4. Sam Houston State | 2,231 | 8 |
| 5. Western Kentucky* | 2,186 | 7 |
| 6. Delaware | 2,185 | 3 |
| 7. James Madison (1) | 2,064 | 9 |
| 8. New Hampshire | 1,778 | 10 |
| 9. Lehigh | 1,634 | 12 |
| 10. Montana | 1,633 | 4 |
| 11. Cal Poly (1) | 1,539 | 5 |
| 12. Wofford | 1,531 | 11 |
| 13. William & Mary | 1,356 | 16 |
| 14. Hampton | 1,293 | 14 |
| 15. Jacksonville State | 999 | 20 |
| 16. Harvard | 955 | 21 |
| 17. Montana State | 894 | 24 |
| 18. Stephen F. Austin | 864 | 13 |
| 19. Villanova | 792 | 23 |
| 20. Penn | 791 | 22 |
| 21. Eastern Washington | 489 | 25 |
| 22. Northwestern State | 358 | 15 |
| 23. UC Davis | 356 | NR |
| 24. Colgate | 291 | 18 |
| 25. Alabama State | 282 | NR |

*Gateway Football Conference member
Illinois State opponent

ESPN/USA TODAY POLL

| | | |
|----------------------------|-------|----|
| 1. Southern Illinois* (32) | 1,013 | 1 |
| 2. Georgia Southern (9) | 993 | 2 |
| 3. Furman | 891 | 6 |
| 4. Sam Houston State | 852 | 7 |
| 5. Western Kentucky* | 830 | 8 |
| 6. Delaware | 823 | 3 |
| 7. James Madison | 803 | 9 |
| 8. New Hampshire | 692 | 10 |
| 9. Montana | 611 | 4 |
| 10. Wofford | 603 | 11 |
| 11. Cal Poly (2) | 586 | 5 |
| 12. Lehigh | 558 | 13 |
| 13. William & Mary | 519 | 15 |
| 14. Hampton | 486 | 14 |
| 15. Harvard | 375 | 20 |
| 16. Stephen F. Austin | 342 | 12 |
| Jacksonville State | 342 | 21 |
| 18. Montana State | 325 | 23 |
| 19. Pennsylvania | 245 | 22 |
| 20. Villanova | 137 | 24 |
| 21. Eastern Washington | 128 | 25 |
| 22. Northwestern State | 369 | 16 |
| 23. UC Davis | 137 | NR |
| 24. Alabama State | 105 | NR |
| 25. Colgate | 301 | 19 |

*Gateway Football Conference member
Illinois State opponent

REDBIRDS IN THE POLLS

| | TSN | USA Today/ESPN |
|------------|---------|----------------|
| Pre-season | RV (26) | RV (6) |
| Week 1 | RV (26) | No Poll |
| Week 2 | RV (37) | RV (25) |
| Week 3 | RV (53) | RV (24) |
| Week 4 | RV (58) | RV (25) |
| Week 5 | NR | NR |
| Week 6 | RV (10) | RV (6) |
| Week 7 | NR | NR |
| Week 8 | NR | NR |
| Week 9 | NR | NR |

THE LAST TIME ILLINOIS STATE...

- Had Two 100-Yard Rushers:** Brian Thompson (151) and Demetrus Johnson (129) vs. SMS, 10/9/04
- Had a 70-Yard Run:** 70, Demetrus Johnson vs. Saint Xavier, 9/2/04
- Had a 70-Yard Pass Completion:** 74, Yance Vaughan to Laurént Robinson vs. Saint Xavier, 9/2/04
- Had a 200-Yard Rusher:** 222, Brian Thompson vs. Youngstown State, 10/23/04
- Had a 300-Yard Passer:** 348, Yance Vaughan at Indiana State, 10/2/04
- Had a Player with 300 Yards Total Offense:** 348, Yance Vaughan at Indiana State, 10/2/04
- Had a Player with 10 Receptions:** 14, Dwayne Smith at Illinois, 9/6/03
- Had a Player with 100 Yards Receiving:** 104, Kevett Mickle at Indiana State, 10/2/04
- Had a Player Score 3 TDs:** 3, Demetrus Johnson vs. Saint Xavier, 9/2/04
- Had a Player Pass for 3 TDs:** 3, Yance Vaughan vs. Eastern Illinois, 9/18/04
- Had a Player Rush for 3 TDs:** 3, Demetrus Johnson vs. Saint Xavier, 9/2/04
- Had a Player Kick 3 FGs:** 3, Stephen Carroll vs. Youngstown State, 10/23/04
- Had a Player Kick a 50-Yard FG:** 50, Stephen Carroll at Southern Illinois, 10/14/03
- Had an Interception Returned for a TD:** Scott Cook (12 yards) vs. Prairie View A&M, 10/21/00
- Had a Fumble Return for a TD:** Andrew Papoccia (18 yards) vs. Indiana State, 11-15-03
- Had a Kickoff Return for a TD:** LaShawn Bullock (97 yards) vs. Youngstown State, 10/23/04
- Had a Punt Return for a TD:** Joe Walkins (52 yards) vs. Youngstown State, 10/23/04
- Had a Player Return a Blocked FG for a TD:** Armando Andrade (85 yards) vs. West Virginia Tech, 8/31/00
- Had a Player Return a Blocked Punt for a TD:** Justin Frierson (28 yards) vs. Prairie View A&M, 10/21/00
- Had a Player with 20 Tackles:** 21, Boomer Grigsby at Indiana State, 10/2/04
- Had 400 Yards Rushing:** 405 vs. Youngstown State, 11/14/98
- Had 300 Yards Rushing:** 304 vs. SMS, 10/9/04
- Had 400 Yards Passing:** 406 vs. Truman State, 9/2/99
- Had 300 Yards Passing:** 348 at Indiana State, 10/2/04
- Had 500 Yards Total Offense:** 524 at SMS, 11/8/03
- Had 30 First Downs:** 32 at Youngstown St., 10/25/03
- Had 50 Points:** 55 vs. Quincy, 9/7/02
- Had 5 Fumbles Lost:** 5 vs. Western Michigan, 9/17/88
- Had Scored a Safety:** at Youngstown State (sacked punter), 10/25/03
- Shut out an Opponent:** Illinois State 64, Prairie View A&M 0, 10/21/00
- Was Shut Out:** Western Kentucky 9, Illinois State 0, 11/2/02
- Held an Opponent Below 200 Total Yards:** 141, Saint Xavier, 9/2/04
- Held an Opponent Below 100 Yards Rushing:** 84, Western Kentucky, 10/30/04
- Held an Opponent Below 50 Yards Rushing:** (-55), Saint Xavier, 9/2/04
- Held an Opponent Below 100 Yards Passing:** 90 vs. Western Illinois, 11/01/03
- Held an Opponent Below 50 Yards Passing:** 24, Quincy, 9/7/02

Illinois State 44, Saint Xavier 14September 2, 2004 • Normal, Ill. • Hancock Stadium
Attendance: 7,573▶ **GAME SUMMARY****Birds Top Saint Xavier in Season Opener**

NORMAL, Ill. – Behind a balanced running attack, the Illinois State football team wasted little time taking control of its home opener, beating Saint Xavier 44-14 Thursday night in front of 7,573 spectators at Hancock Stadium.

The Redbirds moved to 1-0 on the season, and 3-2 in season openers during the Denver Johnson era.

Demetrius Johnson (17 carries, 161 yards, 2 touchdowns) got the Redbirds rolling on their first play from scrimmage, scampering 70 yards through the Cougar defense for a touchdown and an early 7-0 lead. Johnson finished the first quarter with 108 rushing yards.

After Yance Vaughan (13-20, 225 yards, 2 TDs) put Illinois State up 14-0, Antwan Oliver stalled the ensuing Saint Xavier drive with his second career interception as a Redbird, which resulted in a touchdown.

The 'Birds took a 20-0 lead when Vaughan threw his first career touchdown pass on a fade route to Laurént Robinson (4 catches, 105 yards, 2 TDs) from 17 yards out. Stephen Carroll's streak of consecutive PAT's made ended at 86 when he missed the extra point. It was the first miss by Carroll since October 13, 2001, and only the second miss of his career.

With a 34-0 lead at halftime, Illinois State began the second half with Boomer Grigsby recovering a Saint Xavier fumble, which led to a 21-yard field goal by Carroll.

Vaughan connected with a wide-open Robinson for a 74-yard touchdown catch and a 44-0 lead.

Tom Raczka's six-yard scoring pass to Jim Doherty with 7:47 left in the game ended the shutout.

▶ **SCORING SUMMARY**

| SCOREBOARD | 1 | 2 | 3 | 4 | FINAL |
|----------------------|----|----|---|----|-------|
| Saint Xavier (0-1) | 0 | 0 | 0 | 14 | 14 |
| ILLINOIS STATE (1-0) | 14 | 20 | 3 | 7 | 44 |

FIRST QUARTER

ISU – D. Johnson 70-yard run (Carroll kick), 10:47
ISU – Vaughan 2-yard run (Carroll kick), 5:57

SECOND QUARTER

ISU – Robinson 17-yard pass from Vaughan (kick failed), 9:25
ISU – D. Johnson 5-yard run (Carroll kick), 3:32
ISU – D. Johnson 10-yard run (Carroll kick), :49

THIRD QUARTER

ISU – Carroll 21-yard field goal, 7:53

FOURTH QUARTER

ISU – Robinson 74-yard pass from Vaughan (Carroll kick), 14:35
ISU – Doherty 6-yard pass from Raczka (Longest kick), 7:47
SXU – Raczka 2-yard run (Longest kick), 2:19

▶ **TEAM STATISTICS**

| | SXU | ISU |
|------------------------|---------|---------|
| First Downs | 13 | 15 |
| Rushing Attempts-Yards | 39-(55) | 37-217 |
| Passing | 13-39-3 | 14-22-0 |
| Passing Yards | 196 | 235 |
| Total Offense | 141 | 452 |
| Fumbles-Lost | 5-1 | 3-3 |
| Penalties-Yards | 5-34 | 13-77 |
| Time of Possession | 35:27 | 24:33 |

▶ **INDIVIDUAL STATISTICS**

RUSHING: (SXU) – Schillo 19-21, Rodriguez 9-3, Gerritsen 1(-1), Raczka 2(-5), Perryman 6(-22), Team 2(-51). (ISU) – D. Johnson 17-161, Newby 14-48, Hill 1-3, Vaughan 1-2, Thompson 3-2, Drone 1-1.

PASSING: (SXU) – Perryman 8-25-1-77, Raczka 5-13-2-119, Gerritsen 0-1-0-0. (ISU) – Vaughan 13-20-0-225, Drone 1-2-0-10.

RECEIVING: (SXU) – Nowman 5-56, Michelin 2-49, Doherty 2-38, Gerritsen 2-28, Trubich 1-15, Ricca 1-10. (ISU) – Robinson 4-105, Barber 3-42, Larson 2-53, Hill 2-8, Mickle 1-10, Mordis 1-9, D. Johnson 1-8.

TACKLE LEADERS: (SXU) – Derry 3-6-9, Adams 2-7-9, Runyon 4-4-8, King 2-5-7, Angone 2-4-6. (ISU) – Grigsby 2-6-8, Caesar 3-3-6, Stewart 2-4-6, Siskovic 2-3-5, Rolle 0-5-5.

#22 Minnesota 37, Illinois State 21September 11, 2004 • Minneapolis, Minn. • HHH Metrodome
Attendance: 34,006▶ **GAME SUMMARY****Redbirds Hang Tough in Loss to #22 Minnesota**

MINNEAPOLIS, Minn. – For nearly three quarters Saturday, the Illinois State football team kept the score close against Minnesota, but the Gophers, behind a pair of 80-yard scoring plays, pulled ahead and avoided the upset, winning 37-21.

Illinois State set the tone almost immediately and sent a message to the Gophers that the game was not going to be an easy one. On Minnesota's first play from scrimmage, Redbird linebacker Kye Stewart brought down Gopher running back Marion Barber for a 3-yard loss, leading to a three-and-out series.

On the 'Birds' ensuing drive, Yance Vaughan (33-57, 372 yards, 2 TD's, 2 INT's) connected with Ramon Barber who ran 43 yards down the Minnesota sideline and into the end zone for an early 7-0 lead.

Minnesota got on the board with 6:27 left in the first quarter on a seven-play 72-yard scoring drive. Bryan Cupito connected with Jared Ellerson on a 2-yard strike, tying the game, 7-7.

Trumaine Banks stalled the Redbirds' next drive with an interception in the end zone on a pass intended for Laurént Robinson (9 catches, 80 yards). Marion Barber put the Gophers ahead with 8:25 left in the first half on a 5-yard touchdown run up the middle, making the score 14-7.

A 23-yard touchdown pass from Vaughan to Jason Horton in one-on-one coverage tied the game at 14. The Gophers regained the lead just before the half when their two-minute drill resulted in a 10-yard touchdown run by Barber. Justin Martindale blocked the extra point, but the Gophers held a 20-14 halftime lead.

Minnesota pulled farther ahead in the second half with a field goal and an 80-yard touchdown run by Laurence Maroney. An 80-yard strike from Cupito to Ernie Wheelwright put the Gophers up 37-14.

James Temple stripped Justine Valentine of the ball at the Minnesota goal line and a roughing the kicker penalty set up the 'Birds' final touchdown. Vaughan ran in a quarterback keeper from one yard out for the game's final score.

Demetrius Johnson was the leading rusher for the Redbirds, carrying 14 times for 104 yards.

▶ **SCORING SUMMARY**

| SCOREBOARD | 1 | 2 | 3 | 4 | FINAL |
|----------------------|---|----|----|---|-------|
| ILLINOIS STATE (1-1) | 7 | 7 | 0 | 7 | 21 |
| #22 Minnesota (2-0) | 7 | 13 | 17 | 0 | 37 |

FIRST QUARTER

ISU – Barber 38-yard pass from Vaughan (Carroll kick), 12:43
MIN – Ellerson 2-yard pass from Cupito (Lloyd kick), 6:27

SECOND QUARTER

MIN – Barber 5-yard run (Lloyd kick), 8:25
ISU – Horton 22-yard pass from Vaughan (Carroll kick), 1:09
MIN – Barber 10-yard run (kick blocked), :19

THIRD QUARTER

MIN – Lloyd 39-yard field goal, 10:07
MIN – Maroney 80-yard run (Lloyd kick), 6:04
MIN – Wheelwright 80-yard pass from Cupito (Lloyd kick), 3:56

FOURTH QUARTER

ISU – Vaughan 1-yard run (Carroll kick), 9:17

▶ **TEAM STATISTICS**

| | ISU | MIN |
|------------------------|---------|---------|
| First Downs | 26 | 23 |
| Rushing Attempts-Yards | 30-108 | 42-303 |
| Passing | 33-59-2 | 11-23-0 |
| Passing Yards | 372 | 206 |
| Total Offense | 480 | 509 |
| Fumbles-Lost | 2-0 | 2-1 |
| Penalties-Yards | 10-76 | 12-93 |
| Time of Possession | 33:57 | 26:03 |

▶ **INDIVIDUAL STATISTICS**

RUSHING: (ISU) – Johnson 14-104, Newby 5-7, Larson 2-1, Thompson 1-0, Vaughan 8(-4). (MIN) – Barber 18-149, Maroney 18-141, Valentine 2-6, Cupito 2-4, Ellerson 2-3.

PASSING: (ISU) – Vaughan 33-57-2-372. (MIN) – Cupito 10-22-0-204, Barber 1-1-0-2.

RECEIVING: (ISU) – Robinson 9-80, Barber 7-92, Johnson 6-51, Larson 3-44, Mickle 3-34, Hill 3-23, Mordis 1-26, Horton 1-22. (MIN) – Ellerson 6-62, Wallace 2-28, Wheelwright 1-80, Valentine 1-34, Cupito 1-2.

TACKLE LEADERS: (ISU) – Grigsby 8-0-8, Caesar 5-3-8, Walkins 6-0-6, Stewart 4-2-6, Rolle 4-1-5. (MIN) – McKenzie 8-1-9, Pawliski 5-4-9, Banks 8-0-8, Campbell 7-1-8, Fraley 3-4-7.

Illinois State 35, Eastern Illinois 31September 18, 2004 • Normal, Ill. • Hancock Stadium
Attendance: 9,152▶ **GAME SUMMARY****Fourth Quarter Comeback Leads 'Birds to 35-31 Win**

NORMAL, Ill. – Despite a fourth quarter deficit, the Illinois State football team came back on two late touchdowns, which resulted in a 35-31 victory Saturday at Hancock Stadium.

Eastern Illinois (0-2) got on the board first when quarterback Andrew Harris executed a 14-play, 80-yard opening drive, resulting in a 1-yard touchdown run by Vincent Webb on fourth-and-goal.

The Panthers went three-and-out on their next possession with Boomer Grigsby and James Temple each picking up a sack. The defensive stop led to the Redbirds' first score when Laurént Robinson (2 catches, 22 yards) made a leaping grab in the corner of the end zone for a 15-yard touchdown catch from Yance Vaughan (19-30, 214 yards, 3 TDs), tying the game 7-7.

Illinois State (2-1) took the lead 14-7, after Vaughan connected with Jason Horton (3 catches, 36 yards), but a Ben Brown interception on Vaughan late in the second quarter led to an Adam Parsill touchdown catch, tying the game 14-14.

The Redbirds quickly regained the momentum when Josh Chrestman's sack and forced fumble on Harris resulted in a Grigsby recovery at the Panther 11. The turnover resulted in another score for the Redbirds. Dave Mordis hauled in Vaughan's third touchdown pass of the game from 2-yards out, giving the Redbirds a 21-14 lead.

A third quarter touchdown and fourth quarter field goal put the Panthers up 24-21, and they were given some breathing room when Chad Cleveland forced a LaShawn Bullock fumble at the Illinois State 30. The ball sailed into the hands of Jamarr Day, who ran 30 yards down the sideline and into the end zone for a 30-21 lead.

However, the Redbirds gained the lead back on two touchdowns, one a 2-yard run by Earl Newby, the other a 3-yard quarterback keeper by Vaughan, making the score 35-31. The Vaughan touchdown was set up when Eastern Illinois fumbled a kickoff at their own 22, which was recovered by Pierre Jackson.

▶ **SCORING SUMMARY**

| SCOREBOARD | 1 | 2 | 3 | 4 | FINAL |
|------------------------|---|---|---|----|-------|
| Eastern Illinois (0-2) | 7 | 7 | 7 | 10 | 31 |
| ILLINOIS STATE (2-1) | 7 | 7 | 7 | 14 | 35 |

FIRST QUARTER

EIU – Webb 1-yard run (Kuehn kick), 8:55
ISU – Robinson 15-yard pass from Vaughan (Carroll kick), 2:36

SECOND QUARTER

ISU – Horton 13-yard pass from Vaughan (Carroll kick), 9:20
EIU – Parsill 13-yard pass from Schabert (Kuehn kick), :22

THIRD QUARTER

ISU – Mordis 2-yard pass from Vaughan (Carroll kick), 6:55
EIU – Schabert 1-yard run (Kuehn kick), 1:10

FOURTH QUARTER

EIU – Kuehn 28-yard field goal, 7:12
EIU – Day 30-yard fumble recovery (Kuehn kick), 6:17
ISU – Newby 2-yard run (Carroll kick), 4:22
ISU – Vaughan 3-yard run (Carroll kick), 2:39

▶ **TEAM STATISTICS**

| | EIU | ISU |
|------------------------|---------|---------|
| First Downs | 19 | 16 |
| Rushing Attempts-Yards | 43-94 | 36-90 |
| Passing | 20-39-1 | 19-30-1 |
| Passing Yards | 281 | 214 |
| Total Offense | 375 | 304 |
| Fumbles-Lost | 5-2 | 1-1 |
| Penalties-Yards | 11-80 | 6-65 |
| Time of Possession | 34:05 | 25:50 |

▶ **INDIVIDUAL STATISTICS**

RUSHING: (EIU) – Webb 23-65, Schabert 4-32, Adeniji 7-21, Harris 9(-24). (ISU) – Johnson 20-70, Vaughan 5-16, Newby 5-7, Bullock 3-2, Team 3(-5).

PASSING: (EIU) – Shabert 14-28-1-225, Harris 6-11-0-56. (ISU) – Vaughan 19-30-1-214.

RECEIVING: (EIU) – Voss 6-79, Duhai 4-68, Webb 3-27, Berdis 2-55, Parsill 2-19, Moble 2-15, Robinson 1-18. (ISU) – Larson 4-64, Barber 4-59, Horton 3-66, Johnson 3-11, Robinson 2-22, Mickle 1-19, Mordis 1-2, Bullock 1-1.

TACKLE LEADERS: (EIU) – Day 3-6-9, Burger 5-2-7, Brown 4-2-6, Cleveland 2-4-6, Loric 4-0-4. (ISU) – Grigsby 4-10-14, Siskovic 4-10-14, Chrestman 4-4-8, Caesar 4-4-8, Walkins 2-5-7.

Indiana St. 41, Illinois State 38 (2ot)

October 2, 2004 • Terre Haute, Ind. • Memorial Stadium
Attendance: 2,825

▶ GAME SUMMARY**Redbirds Fall to Indiana State 41-38, in Double OT**

TERRE HAUTE, Ind. – Illinois State fought back from a 21-point deficit late in the fourth quarter and eventually took a seven-point lead, but an Earl Newby fumble at the one-yard line in the second overtime period led to Indiana State's Kyle Hooper's 36-yard game-winning field goal to give the Sycamores a 41-38 victory in front of 2,825 at Memorial Stadium.

Indiana State struck first, scoring on the opening possession of the game. Jamie Petrowski scored on a 27-yard pass from Phillip Johnson with 8:37 left to take a 7-0 lead early. The Sycamore scoring drive was 15 plays, 82 yards, 6:23 off the clock. Indiana State stifled the Illinois State offense, allowing the Birds possession of the ball for just 2:33 in the first quarter.

Three Redbird miscues (fumble, blocked punt and blocked field goal) all resulted in Indiana State touchdowns giving the Sycamores a 28-7 lead midway through the third quarter.

The Redbirds ended the third quarter with a flurry of activity and carried it into the fourth quarter. Laurent Robinson helped the Redbirds cut the lead to seven on a 14-yard pass from Yance Vaughan with 12:30 left in the fourth quarter. Then Boomer Grigsby's strip and Antwan Oliver's recovery of an Indiana State fumble at the Sycamore 39-yard line led to a three-yard, game-tying touchdown run by Johnson with 7:59 left in the game.

Newby put Illinois State on top with his second touchdown of the game with 1:59 left on a six-yard run to give the Birds a 35-28 advantage. But Indiana State's Sam Logan was left alone down field on the Sycamore's next possession and scored on a 58-yard pass with 1:09 left to tie the game once again and send it to overtime.

In the first overtime, Hooper and Stephen Carroll traded field goals to force the second extra period.

▶ SCORING SUMMARY

| SCOREBOARD | 1 | 2 | 3 | 4 | OT | FINAL |
|----------------------|---|---|----|----|----|-------|
| ILLINOIS STATE (2-2) | 0 | 7 | 7 | 21 | 3 | 38 |
| Indiana State (4-1) | 7 | 7 | 14 | 7 | 6 | 41 |

FIRST QUARTER

INS – Petrowski 27-yard pass from Johnson (Hooper kick), 8:37

SECOND QUARTER

INS – Naves 57-yard pass from Johnson (Hooper kick), 6:50

ILS – Newby 1-yard run (Carroll kick), 3:39

THIRD QUARTER

INS – Shields 6-yard run (Hooper kick), 9:16

INS – Montfort 3-yard run (Hooper kick), 6:22

ILS – Johnson 16-yard run (Carroll kick), :21

FOURTH QUARTER

ILS – Robinson 14-yard pass from Vaughan (Carroll kick), 12:30

ILS – Johnson 3-yard run (Carroll kick), 7:59

ILS – Newby 6-yard run (Carroll kick), 1:59

INS – Logan 58-yard pass from Johnson, 1:09

OVERTIME

INS – Hooper 34-yard field goal

ILS – Carroll 35-yard field goal

INS – Hooper 36-yard field goal

▶ TEAM STATISTICS

| | ILS | INS |
|------------------------|---------|---------|
| First Downs | 27 | 21 |
| Rushing Attempts-Yards | 34-175 | 49-127 |
| Passing | 29-53-2 | 22-35-0 |
| Passing Yards | 348 | 373 |
| Total Offense | 523 | 500 |
| Fumbles-Lost | 2-2 | 1-1 |
| Penalties-Yards | 5-43 | 6-50 |
| Time of Possession | 27:40 | 32:20 |

▶ INDIVIDUAL STATISTICS

RUSHING: (ILS) – Johnson 18-139, Newby 723, Bullock 1-15, Larson 1-0, Vaughan 7-(-2). **(INS)** – Montfort 29-72, Shields 10-28, Johnson 7-22, Sample 3-5.

PASSING: (ILS) – Vaughan 29-53-2-348. **(INS)** – Johnson 22-35-0-373.

RECEIVING: (ILS) – Barber 8-75, Mickle 6-104, Robinson 5-61, Johnson 4-63, Larson 3-24, Busser 3-21. **(INS)** – Logan 5-161, Beste 5-47, Naves 4-98, Montfort 3-16, Petrowski 2-30, Shields 2-13, Braden 1-8.

TACKLE LEADERS: (ILS) – Grigsby 6-15-21, Siskowic 7-5-12, Temple 5-7-12, Caesar 3-5-8, Rolle 4-3-7. **(INS)** – Howard 9-5-14, Gooden 3-6-9, Williams 5-3-8, English-Malone 4-4-8, Jordan 4-3-7.

Illinois State 34, SMS 31

October 9, 2004 • Normal, Ill. • Hancock Stadium
Attendance: 12,196

▶ GAME SUMMARY**Carroll Field Goal Gives ISU 24-31 Win Over SMS**

NORMAL, Ill. – A 35-yard game-winning field goal by Stephen Carroll with 12 seconds left gave the Illinois State football team a 34-31 victory over the SMS Bears on Family Day at Hancock Stadium Saturday.

The Redbirds move to 3-2 on the season and 1-1 in the Gateway Football Conference, while SMS drops to 4-2 and 1-1 in the Gateway.

SMS got on the board first after Steve Watson's blocked punt on Ryan Hoffman led to a 45-yard field goal by Jon Scifres, putting the Bears up 3-0. Eight seconds into the second quarter Demetrius Johnson scampered 30 yards, breaking several tackles along the way, before finding his way into the end zone for a 7-3 Redbird lead.

Another miscue on special teams led to the Bears' first touchdown at 9:28 in the second quarter. Jovon Lewis forced and recovered a fumble at the ISU 28-yard line after Dan Passarelli was unable to handle the punt. The turnover led to an A.J. Porter 28-yard scoring strike to Steven Rush.

After a 3-yard touchdown run by Preston Portee put the Bears up 17-10, the Redbirds tied the game just before halftime on a 2-yard touchdown run by Brian Thompson. But the Bears regained the lead when Rush's 100-yard kick-off return gave SMS a 24-17 halftime lead.

The Bears extended their lead at the beginning of the third quarter with a 16-yard touchdown pass from Porter to Rush, putting SMS up 31-17.

A 2-yard touchdown run by Yance Vaughan cut the SMS lead to 31-24. Illinois State stalled an SMS drive midway through the fourth quarter when Niall Campbell recovered a Cody Pratt fumble on the ISU 2-yard line. That turnover led to a 15-play, 99-yard scoring drive that resulted in a 9-yard touchdown catch by Laurent Robinson, tying the game at 31 apiece.

The Redbirds will be on the road next weekend on Saturday at 1:05 p.m. as they take on Western Illinois in Macomb.

▶ SCORING SUMMARY

| SCOREBOARD | 1 | 2 | 3 | 4 | FINAL |
|----------------------|---|----|---|----|-------|
| SMS (4-2) | 3 | 21 | 7 | 0 | 31 |
| ILLINOIS STATE (3-2) | 0 | 17 | 7 | 10 | 34 |

FIRST QUARTER

SMS – Scifres 45-yard field goal, 10:09

SECOND QUARTER

ILS – Johnson 30-yard run (Carroll kick), 14:52

SMS – Rush 28-yard pass from Porter (Scifres kick), 9:28

ILS – Carroll 38-yard field goal, 5:21

SMS – Portee 2-yard run (Scifres kick), 3:41

ILS – Thompson 2-yard run (Carroll kick), 1:35

SMS – Rush 100-yard kickoff return (Scifres kick), 1:21

THIRD QUARTER

SMS – Rush 16-yard pass from Porter (Scifres kick), 10:57

ILS – Vaughan 1-yard run (Carroll kick), 3:29

FOURTH QUARTER

ILS – Robinson 9-yard pass from Vaughan (Carroll kick), 3:13

ILS – Carroll 35-yard field goal, :12

▶ TEAM STATISTICS

| | SMS | ILS |
|------------------------|---------|---------|
| First Downs | 15 | 29 |
| Rushing Attempts-Yards | 35-181 | 55-304 |
| Passing | 13-21-0 | 22-38-2 |
| Passing Yards | 140 | 171 |
| Total Offense | 321 | 475 |
| Fumbles-Lost | 1-1 | 2-1 |
| Penalties-Yards | 11-91 | 7-50 |
| Time of Possession | 24:17 | 35:43 |

▶ INDIVIDUAL STATISTICS

RUSHING: (SMS) – Pratt 17-104, Taylor 7-58, Portee 3-15, Farris 1-5, Porter 6-0, Team 1-(-1). **(ILS)** – Thompson 22-151, D. Johnson 23-129, Newby 3-8, Horton 1-8, Vaughan 6-8.

PASSING: (SMS) – Porter 13-21-0-140. **(ILS)** – Vaughan 22-36-2-171, Team 0-2-0-0.

RECEIVING: (SMS) – Rush 3-50, Buchholz 3-43, Farris 2-15, Taylor 2-(-2), Hill 1-26, Portee 1-5, Steinbroner 1-3. **(ILS)** – Robinson 9-66, Horton 4-28, D. Johnson 4-25, Mordis, 1-20, Mickle 1-9, Barber 1-9, Larson 1-8, Thompson 1-6.

TACKLE LEADERS: (SMS) – Lewis 5-8-13, Endsley 4-6-10, Finley 5-4-9, Harris 2-7-9, Meyer 5-3-8. **(ILS)** – Siskowic 5-7-12, Grigsby 4-8-12, Temple 2-5-7, Filin 3-2-5, N. Johnson 2-3-5.

W. Illinois 40, Illinois State 31

October 16, 2004 • Macomb, Ill. • Hanson Field
Attendance: 9,867

▶ GAME SUMMARY**Western Illinois Tops Redbirds 40-31**

MACOMB, Ill. – A fourth quarter interception by Western Illinois' Marlan McLaughlin in the end zone helped seal a 40-31 win over the Illinois State football team Saturday.

McLaughlin picked off a Yance Vaughan pass intended for Ramon Barber with two minutes left in the game, dropping the Redbirds to 3-3 on the season and 1-2 in the Gateway.

After a 48-yard field goal by Stephen Carroll put the Birds up 3-0, Western Illinois running back Travis Glasford (29 carries, 123 yards) scored on a 33-yard touchdown pass from Steve LaFalce to give the Leathernecks a 7-3 lead.

On the next series, the Redbirds regained the lead on an 18-yard touchdown run by Brian Thompson (21 carries, 152 yards, TD). The score was set up two plays earlier when Vaughan's swing pass to Jason Horton (3 catches, 77 yards, TD) went for 42 yards.

Vaughan (13-29, 219 yards, 2 TDs, 3 INTs) looked particularly sharp on ISU's next scoring drive, spreading the ball around on pass completions to Horton, Kevett Mickle and Jonathan Denley. The drive resulted in a 14-yard touchdown on a screen pass from Vaughan to Laurent Robinson, making the score 17-7.

Western Illinois cut into the 24-14 Redbird lead again when LaFalce scrambled into the end zone from two yards out with 17 seconds left in the first half. The Leathernecks took the lead in the third quarter when LaFalce found Matt Yellin open in the end zone on fourth down. The extra point was no good, but the Leathernecks led 27-24.

WIU extended its lead to 13 after Reggie Gray (9 catches, 198 yards, TD) hauled in an 83-yard touchdown pass from LaFalce and Justin Langan kicked a 31-yard field goal. The Redbirds clawed their way back with six minutes left when Vaughan connected with Horton on a 7-yard scoring strike. But Langan's 43-yard field goal late sealed the game, setting up McLaughlin's interception.

▶ SCORING SUMMARY

| SCOREBOARD | 1 | 2 | 3 | 4 | FINAL |
|------------------------|----|----|----|---|-------|
| ILLINOIS STATE (3-3) | 10 | 14 | 0 | 7 | 31 |
| Western Illinois (4-3) | 7 | 14 | 13 | 6 | 40 |

FIRST QUARTER

ILS – Carroll 48-yard field goal, 9:21

WIU – Glasford 33-yard pass from LaFalce (Langan kick), 2:35

ILS – Thompson 18-yard run (Carroll kick), 1:44

SECOND QUARTER

ILS – Robinson 14-yard pass from Vaughan (Carroll kick), 10:08

WIU – Norris 52-yard pass from LaFalce (Langan kick), 7:53

ILS – Vaughan 1-yard run (Carroll kick), 4:17

WIU – LaFalce 2-yard run (Langan kick), :17

THIRD QUARTER

WIU – Yellin 1-yard pass from LaFalce (kick failed), 8:47

WIU – Gray 83-yard pass from LaFalce (Langan kick), 3:45

FOURTH QUARTER

WIU – Langan 31-yard field goal, 12:05

ILS – Horton 7-yard pass from Vaughan (Carroll kick), 6:16

WIU – Langan 43-yard field goal, 2:44

▶ TEAM STATISTICS

| | ILS | WIU |
|------------------------|---------|---------|
| First Downs | 17 | 20 |
| Rushing Attempts-Yards | 37-211 | 49-156 |
| Passing | 13-29-3 | 20-34-0 |
| Passing Yards | 219 | 353 |
| Total Offense | 430 | 509 |
| Fumbles-Lost | 0-0 | 4-0 |
| Penalties-Yards | 7-50 | 4-40 |
| Time of Possession | 26:12 | 33:48 |

▶ INDIVIDUAL STATISTICS

RUSHING: (ILS) – B. Thompson 21-152, D. Johnson 8-34, Bullock 5-16, Vaughan 3-9. **(WIU)** – Glasford 29-123, Blackwell 4-30, Yellin 2-7, LaFalce 10-7, Douglas 3-6, Team 1-(-17).

PASSING: (ILS) – Vaughan 13-29-3-219. **(WIU)** – LaFalce 20-33-0-353, Team 0-1-0-0.

RECEIVING: (ILS) – Horton 3-77, Mickle 3-74, Robinson 2-30, D. Johnson 2-9, B. Thompson 1-16, Denley 1-9, Larson 1-4. **(WIU)** – Gray 9-198, Norris 4-101, Glasford 3-37, Douglas 1-9, Moore 1-4, Rivers 1-3, Yellin 1-1.

TACKLE LEADERS: (ILS) – Grigsby 9-8-17, Passarelli 4-7-11, Siskowic 2-8-10, Chrestman 2-3-7, Rolle 4-1-5. **(WIU)** – Kocsis 3-8-11, Rocchietti 1-8-9, Jackson 4-4-8, Ryan 2-3-5, Johnson 1-4-5.

Illinois State 30, Youngstown St. 24

October 23, 2004 • Normal, Ill. • Hancock Stadium
Attendance: 10,279

► GAME SUMMARY**Walkins' Punt Return Gives 'Birds 30-24 Win**

NORMAL, Ill. – It had been 18 years since an Illinois State football player had run a punt back for a touchdown, but Joe Walkins' 52-yard punt return for a score in the fourth quarter gave the Redbirds the go ahead touchdown, leading to a 30-24 win over Youngstown State on Homecoming.

It didn't take long for the Redbirds to get on the board as LaShawn Bullock drove through the Youngstown State kick-off coverage team for a 97-yard touchdown run on the opening kick-off.

The Penguins tied the game at 7-7 on their opening drive as Tom Zetts' 27-yard touchdown pass sailed into the hands of Mike Roberts after the ball was initially tipped by a Redbird defender.

After a Yance Vaughan (14-31, 166-yards, TD, INT) interception, the Redbirds were penalized on a personal foul and a facemask, which placed Youngstown State's offense at the ISU 23-yard line, leading to a 19-yard field goal by Penguin kicker Brian Palmer for a 10-7 lead.

With 7:36 left in the first half Vaughan completed a touchdown pass to Mike Larson, giving the Redbirds a 14-10 lead. The score was set up three plays earlier when Kevett Mickle (four catches, 93-yards) made a leaping grab on third and long.

Youngstown State regained the lead after a mishap on special teams. Illinois State punter Ryan Hoffman fumbled deep in Redbird territory after the snap sailed over his head. Two plays later Zetts' connected with Demetrius Ison from 3-yards out for a 17-14 lead.

Two Carroll field goals put the 'Birds up 20-17, but Youngstown State's 8-play, 80-yard drive resulted in a 13-yard touchdown run by Josh Cayson, giving the Penguins a 24-20 lead going into the fourth quarter. Cayson gained all 80-yards of the drive on the ground.

Walkins' punt return gave the 'Birds a 27-24 lead and Carroll's 31-yard field goal after an Alex Filin interception resulted in the game's final score. Illinois State's Brian Thompson led all rushers with 222 yards on 37 carries.

**► SCORING SUMMARY**

| SCOREBOARD | 1 | 2 | 3 | 4 | FINAL |
|------------------------|----|---|---|----|-------|
| Youngstown State (2-6) | 10 | 7 | 7 | 0 | 24 |
| ILLINOIS STATE (4-3) | 7 | 7 | 6 | 10 | 30 |

FIRST QUARTER

ILS – Bullock 97-yard kickoff return (Carroll kick), 14:45
YSU – Roberts 27-yard pass from Zetts (Terracina kick), 11:37
YSU – Terracina 19-yard field goal, 7:49

SECOND QUARTER

ILS – Larson 6-yard pass from Vaughan (Carroll kick), 7:36
YSU – Ison 3-yard pass from Zetts (Terracina kick), :54

THIRD QUARTER

ILS – Carroll 19-yard field goal, 8:38
ILS – Carroll 38-yard field goal, 3:45
YSU – Cayson 13-yard run (Terracina kick), :46

FOURTH QUARTER

ILS – Walkins 52-yard punt return (Carroll kick), 12:26
ILS – Carroll 31-yard field goal, 6:26

► TEAM STATISTICS

| | YSU | ILS |
|------------------------|---------|---------|
| First Downs | 19 | 20 |
| Rushing Attempts-Yards | 38-158 | 44-197 |
| Passing | 15-29-1 | 14-31-1 |
| Passing Yards | 173 | 166 |
| Total Offense | 331 | 363 |
| Fumbles-Lost | 2-0 | 3-2 |
| Penalties-Yards | 3-25 | 11-100 |
| Time of Possession | 28:03 | 31:57 |

► INDIVIDUAL STATISTICS

RUSHING: (YSU) – Cayson 25-146, Marshall 3-11, Ison 4-7, Edgerson 3-0, Zetts 3-(-6). (ILS) – B. Thompson 37-222, Bullock 2-12, Newby 1-2, Vaughan 3-0, Team 1-(-39).

PASSING: (YSU) – Zetts 14-28-1-162, Marshall 1-1-0-11. (ILS) – Vaughan 14-31-1-166.

RECEIVING: (YSU) – Smith 4-83, Ison 3-18, Roberts 2-36, Larmon 2-21, Rycraft 2-4, King 1-11, Cayson 1-0. (ILS) – Mickle 4-93, Larson 3-18, Mordis 2-9, Barber 2-9, L. Robinson 1-22, B. Thompson 1-14, Bullock 1-1.

TACKLE LEADERS: (YSU) – Scales 5-6-11, Terry 4-6-10, Reynolds 2-8-10, Hutchinson 7-1-8, Brown 2-4-6. (ILS) – Grigsby 5-13-18, Rolle 6-5-11, Siskowic 3-5-8, N. Passarelli 3-3-6, Thomas 0-6-6.

#7 Western Ky. 24, Illinois State 21

October 30, 2004 • Bowling Green, Ky. • L.T. Smith Stadium
Attendance: 7,126

► GAME SUMMARY**'Birds Still Winless on Road after 24-21 Loss**

BOWLING GREEN, Ky. – A Western Kentucky defensive stop late in the fourth quarter was the difference in the Hilltoppers' 24-21 win over Illinois State on Saturday, keeping the Redbirds winless on the road this season at 0-4.

Illinois State drops to 4-4 on the season and 2-3 in the Gateway Football Conference and will play host to No. 1 Southern Illinois next Saturday.

The No. 7-ranked Hilltoppers struck first when quarterback Justin Haddix found a wide-open Chris Brunemann in the end zone at the 4:08 mark in the first quarter, giving Western Kentucky an early 7-0 lead.

Illinois State quarterback Yance Vaughan (20-37, 255 yards, 2 TDs, INT) struck back in the second quarter when he connected with Ramon Barber (4 catches, 37 yards, TD) for the Redbirds' first score. The touchdown was set up two plays earlier when Vaughan completed a 24-yard pass to Jason Horton (3 catches, 72 yards) on third and long. Stephen Carroll's kick was no good and the Hilltoppers maintained a 7-6 advantage.

Western Kentucky extended its lead to 10-6 with a 29-yard field goal, but the Redbirds took the lead on a 2-minute drill. Vaughan completed three straight passes, including a 36-yard touchdown pass to Horton to give the Redbirds a 13-10 lead going into halftime. Carroll's extra point set a new school record for career points and career kick scoring with 267 points respectively.

Brian Porter ran the second half kickoff back 66 yards to the ISU 11-yard line, setting up the Hilltoppers' second touchdown and a 17-13 lead. Haddix and Stephen Willis connected for the score.

Special team breakdowns led to another Western Kentucky touchdown when the Hilltoppers began the fourth quarter at the ISU 33 after Dennis Mitchell ran the punt back 47 yards. The decent field position eventually led to a touchdown run by Porter, which extended the Hilltopper lead to 24-13.

The Redbirds inched closer with 4:04 left in the game. Barber's 9-yard reception set up a 1-yard sneak by Vaughan and Kevett Mickle (6 catches, 63 yards) hauled in the 2-point conversion to cut the Hilltopper lead to 24-21.

The Hilltoppers were able to hold off the Redbirds the rest of the way for the game's final score.

**► SCORING SUMMARY**

| SCOREBOARD | 1 | 2 | 3 | 4 | FINAL |
|---------------------------|---|----|---|---|-------|
| ILLINOIS STATE (4-4) | 0 | 13 | 0 | 8 | 21 |
| #7 Western Kentucky (6-2) | 7 | 3 | 7 | 7 | 24 |

FIRST QUARTER

WKU – Brunemann 6-yard pass from Haddix (James kick), 4:08

SECOND QUARTER

ILS – Barber 13-yard pass from Vaughan (kick failed), 13:35

WKU – James 29-yard field goal, 9:07

ILS – Horton 36-yard pass from Vaughan (Carroll kick), 1:33

THIRD QUARTER

WKU – Willis 3-yard pass from Haddix, 13:19

FOURTH QUARTER

WKU – Porter 9-yard run (James kick), 10:40

ILS – Vaughan 1-yard run (Mickle pass from Vaughan), 4:04

► TEAM STATISTICS

| | ILS | WKU |
|------------------------|---------|---------|
| First Downs | 21 | 16 |
| Rushing Attempts-Yards | 38-82 | 40-84 |
| Passing | 20-37-1 | 14-23-1 |
| Passing Yards | 255 | 159 |
| Total Offense | 337 | 243 |
| Fumbles-Lost | 1-0 | 0-0 |
| Penalties-Yards | 7-65 | 12-102 |
| Time of Possession | 29:25 | 30:35 |

► INDIVIDUAL STATISTICS

RUSHING: (ILS) – B. Thompson 21-67, D. Johnson 5-15, Bullock 2-8, Larson 1-3, Vaughan 9-(-11). (WKU) – Moore 19-56, Haddix 8-16, Porter 7-15, Cassidy 2-7, Willis 1-0, Team 3-(-10).

PASSING: (ILS) – Vaughan 20-37-1-255-2. (WKU) – Haddix 13-22-1-140-2, Ladson 1-1-0-19-0.

RECEIVING: (ILS) – Mickle 6-63, Barber 4-37, Horton 3-72, Robinson 3-53, Larson 3-17, B. Thompson 1-13. (WKU) – Perkins 2-55, Hamilton 2-34, Cassidy 2-19, Porter 2-0, Haddix 1-19, Moore 1-10, Ladson 1-7, Clayton 1-6, Bruneman 1-6, Willis 1-3.

TACKLE LEADERS: (ILS) – Oliver 7-2-9, Grigsby 6-1-7, Filin 4-2-6, Chrestman 2-4-6, Hawkins 4-1-5. (WKU) – D. Smith 9-4-13, Cavitt 6-7-13, Thomas 3-4-7, Thompson 2-5-7, Neal 4-2-6.

2004 ILLINOIS STATE OPPONENTS' SCHEDULES AND RESULTS

SAINT XAVIER COUGARS
(5-4, 5-2 MSFA)

| | | |
|----------------|-------------------------|----------|
| Sept. 2 | at ILLINOIS STATE | L, 14-44 |
| Sept. 11 | Wisconsin-Whitewater | L, 10-19 |
| Sept. 18 | Malone (Ohio)* | W, 34-17 |
| Sept. 25 | at Geneva (Pa.)* | W, 34-26 |
| Oct. 2 | William Penn (Iowa)* | W, 25-21 |
| Oct. 9 | at McKendree (Ill.)* | L, 7-14 |
| Oct. 16 | Olivet Nazarene (Ill.)* | W, 20-17 |
| Oct. 23 | at St. Ambrose* | W, 27-23 |
| Oct. 30 | Trinity International* | L, 21-28 |
| Nov. 6 | at Iowa Wesleyan* | 1 p.m. |
| Nov. 13 | at St. Francis (Ill.)* | 1 p.m. |

MINNESOTA GOLDEN GOPHERS
(6-3, 3-3 Big Ten)

| | | |
|-----------------|--------------------|-----------------|
| Sept. 4 | Toledo | W, 63-21 |
| Sept. 11 | ILLINOIS STATE | W, 37-21 |
| Sept. 18 | at Colorado State | W, 34-16 |
| Sept. 25 | Northwestern* | W, 43-17 |
| Oct. 2 | Penn State* | W, 16-7 |
| Oct. 9 | at #14 Michigan* | L, 24-27 |
| Oct. 16 | at Michigan State* | L, 17-51 |
| Oct. 23 | Illinois* | W, 45-0 |
| Oct. 30 | at Indiana* | L, 21-30 |
| Nov. 6 | at Wisconsin* | 2:30 p.m. |
| Nov. 13 | at Iowa | TBA |

EASTERN ILLINOIS PANTHERS
(4-4, 3-2 OVC)

| | | |
|-----------------|-------------------------|-----------------|
| Sept. 11 | Indiana State | L, 30-33 (ot) |
| Sept. 18 | at ILLINOIS STATE | L, 31-35 |
| Sept. 25 | at Eastern Michigan | W, 31-28 |
| Oct. 2 | Southeast Missouri St.* | W, 35-28 |
| Oct. 9 | at Eastern Kentucky* | L, 6-49 |
| Oct. 16 | Murray State* | W, 24-9 |
| Oct. 23 | at Tennessee-Martin* | L, 14-32 |
| Oct. 30 | Tennessee State* | W, 34-24 |
| Nov. 6 | at Tennessee Tech* | 2 p.m. |
| Nov. 13 | Jacksonville State* | 1:30 p.m. |
| Nov. 20 | at Samford* | 1 p.m. |

FLORIDA ATLANTIC OWLS
(6-1, 3-1 Sun Belt)

| | | |
|----------------|--------------------------|---------------|
| Sept. 4 | at Hawai'i | W, 35-28 (ot) |
| Sept. 11 | at North Texas* | W, 20-13 |
| Sept. 18 | at Middle Tennessee St.* | W, 27-20 |
| Oct. 9 | at Texas State | W, 20-13 |
| Oct. 16 | at Northern Colorado | W, 39-24 |
| Oct. 23 | Louisiana-Monroe* | L, 13-17 |
| Oct. 30 | at Florida A&M | W, 38-8 |
| Nov. 6 | at Troy* | 2 p.m. |
| Nov. 13 | New Mexico State* | 3 p.m. |
| Nov. 20 | ILLINOIS STATE | 3 p.m. |
| Nov. 27 | Edward Waters | 3 p.m. |
| Dec. 4 | Florida International* | 3 p.m. |

INDIANA STATE SYCAMORES
(4-5, 1-4 GFC)

| | | |
|---------------|--------------------------|-----------------------|
| Aug. 28 | at Miami (Ohio) | L, 0-49 |
| Sept. 11 | at Eastern Illinois | W, 33-30 (ot) |
| Sept. 18 | Murray State | W, 28-21 |
| Sept. 25 | Tennessee-Martin | W, 41-24 |
| Oct. 2 | ILLINOIS STATE* | W, 41-38 (2ot) |
| Oct. 9 | at Western Illinois* | L, 27-29 |
| Oct. 16 | SMS* | L, 28-31 |
| Oct. 23 | at #10 Western Kentucky* | L, 9-31 |
| Oct. 30 | at Youngstown State* | L, 20-45 |
| Nov. 6 | Northern Iowa* | 12:30 p.m. |
| Nov. 13 | at Southern Illinois* | 6 p.m. |

SMS BEARS
(5-3, 2-2 GFC)

| | | |
|---------------|-----------------------|-----------------|
| Sept. 2 | Drake | W, 31-26 |
| Sept. 11 | Sam Houston State | W, 33-31 |
| Sept. 18 | Union College | W, 45-0 |
| Sept. 25 | at Tulsa | L, 7-49 |
| Oct. 2 | Western Illinois* | W, 36-31 |
| Oct. 9 | at ILLINOIS STATE* | L, 31-34 |
| Oct. 16 | at Indiana State* | W, 31-28 |
| Oct. 23 | #1 Southern Illinois* | L, 3-27 |
| Oct. 30 | at Northern Iowa* | L, 20-42 |
| Nov. 6 | Western Kentucky* | 1 p.m. |
| Nov. 13 | at Youngstown State* | Noon |

WESTERN ILLINOIS LEATHERNECKS
(5-4, 3-2 GFC)

| | | |
|----------------|--------------------------|-----------------|
| Sept. 4 | at Nebraska | L, 17-56 |
| Sept. 11 | Cheyney | W, 98-7 |
| Sept. 18 | at Hampton | L, 20-40 |
| Sept. 25 | Quincy | W, 38-31 |
| Oct. 2 | at SMS* | L, 31-36 |
| Oct. 9 | Indiana State* | W, 29-27 |
| Oct. 16 | ILLINOIS STATE* | W, 40-31 |
| Oct. 23 | at Northern Iowa* | W, 36-13 |
| Oct. 30 | at #1 Southern Illinois* | L, 13-66 |
| Nov. 6 | Youngstown State* | 1:05 p.m. |
| Nov. 13 | at Western Kentucky* | 4 p.m. |

YOUNGSTOWN STATE PENGUINS
(3-6, 1-4 GFC)

| | | |
|----------------|-------------------------|-----------------|
| Sept. 2 | Slippery Rock | W, 35-13 |
| Sept. 11 | Florida International | L, 16-22 |
| Sept. 18 | at #17 McNeese State | L, 20-24 |
| Sept. 25 | Liberty | W, 27-17 |
| Oct. 2 | at #6 Western Kentucky* | L, 19-44 |
| Oct. 9 | #1 Southern Illinois* | L, 2-37 |
| Oct. 16 | Northern Iowa* | L, 20-22 |
| Oct. 23 | at ILLINOIS STATE* | L, 24-30 |
| Oct. 30 | Indiana State* | W, 45-20 |
| Nov. 6 | at Western Illinois* | 1:05 p.m. |
| Nov. 13 | at SMS* | 1 p.m. |

WESTERN KENTUCKY HILLTOPPERS
(6-2, 4-1 GFC)

| | | |
|----------------|--------------------------|-----------------|
| Sept. 4 | at Kansas State | L, 13-27 |
| Sept. 11 | Concord (W. Va.) | W, 58-0 |
| Sept. 18 | at Eastern Kentucky | W, 21-8 |
| Oct. 2 | Youngstown State* | W, 44-19 |
| Oct. 9 | at #21 Northern Iowa* | W, 17-10 |
| Oct. 16 | at #1 Southern Illinois* | L, 10-38 |
| Oct. 23 | Indiana State* | W, 31-9 |
| Oct. 30 | ILLINOIS STATE* | W, 24-21 |
| Nov. 6 | at SMS* | 1 p.m. |
| Nov. 13 | Western Illinois* | 4 p.m. |
| Nov. 20 | at Florida International | 3 p.m. |

SOUTHERN ILLINOIS SALUKIS
(8-1, 5-0 GFC)

| | | |
|---------------|------------------------|------------------|
| Sept. 2 | Southeast Missouri St. | W, 42-3 |
| Sept. 11 | at Northern Illinois | L, 22-23 |
| Sept. 18 | William Penn | W, 59-10 |
| Sept. 25 | at Delaware State | W, 49-0 |
| Oct. 2 | #15 Northern Iowa* | W, 40-36 |
| Oct. 9 | at Youngstown State* | W, 37-2 |
| Oct. 16 | #4 Western Kentucky* | W, 38-10 |
| Oct. 23 | at SMS* | W, 27-3 |
| Oct. 30 | Western Illinois* | W, 66-13 |
| Nov. 6 | at ILLINOIS STATE* | 1:30 p.m. |
| Nov. 13 | Indiana State* | 6 p.m. |

NORTHERN IOWA PANTHERS
(4-4, 3-2 GFC)

| | | |
|----------------|--------------------------|------------------|
| Sept. 4 | at Iowa State | L, 0-23 |
| Sept. 11 | Minnesota State | W, 40-0 |
| Sept. 18 | #12 Stephen F. Austin | L, 21-24 |
| Oct. 2 | at #1 Southern Illinois* | L, 36-40 |
| Oct. 9 | #6 Western Kentucky* | L, 10-17 |
| Oct. 16 | at Youngstown State* | W, 22-20 |
| Oct. 23 | Western Illinois* | W, 36-13 |
| Oct. 30 | SMS* | W, 42-20 |
| Nov. 6 | at Indiana State* | 12:30 p.m. |
| Nov. 13 | ILLINOIS STATE* | 5:05 p.m. |
| Nov. 20 | at Northern Arizona | 7:05 p.m. |