



# Redbird Football

## GAME NOTES

Contact: Todd Kober, Assistant Athletics Director/Media Relations • 309/438-3805 • Fax: 309/438-5634 • Cell: 309/310-7112 • gtkober@ilstu.edu

# GAME #10



**Illinois State**  
**(4-5, 2-4)**

**Northern Iowa**  
**(5-4, 4-2)**

**WHEN:** Saturday, November 13, 2004

**WHERE:** UNI-Dome • Cedar Falls, Iowa

**TIME:** 5:05 p.m.

**TELEVISION:** None

**REDBIRD RADIO NETWORK:** Greg Halbleib handles play-by-play duties, while Ted Schmitz provides color commentary. Bruce Evans reports from the sidelines and Russ Eisenstein is the studio host. Affiliates are flagship WJBC, AM 1230 (Bloomington), WJEZ, 98.9 FM (Dwight), WBIG, AM 1280 (Aurora), WZOE, AM 1490 (Princeton), WBYS, AM 1560 (Canton) and WDID, AM 1510 (Highland). All Illinois State athletic events broadcast by WJBC, including the weekly coaches shows, can be heard on a live internet stream at [www.redbirds.org](http://www.redbirds.org). To hear broadcasts on the phone, call TEAMLINE (800/846-4700/code 1152) with Visa or MasterCard.

## THE GAME FACTS

- ▶ Tonight's game is the 21st meeting between the two schools.
- ▶ The series began in 1972 and Illinois State and Northern Iowa have met each season since 1985.
- ▶ Northern Iowa leads the series 13-7, but Illinois State has won two of the last three meetings and two of the last three in the UNI-Dome.
- ▶ The Redbirds need a win tonight to keep the possibilities of a winning record alive. ISU is looking to post a .500 winning percentage or better for the sixth time in seven years.
- ▶ Illinois State is still looking for its first road win of the season. The Redbirds have lost four straight games away from Hancock Stadium by a combined 31 points, or 7.8 points per game.
- ▶ The Redbirds are 2-9 in domed stadiums with a 2-7 mark at the UNI-Dome and a 0-2 record against Minnesota in the Hubert H. Humphrey Metrodome.
- ▶ Under head coach Denver Johnson, the Redbirds are 3-1 in Gateway Football Conference finales.

### 2004 NORTHERN IOWA SLATE

Sept. 4	at Iowa State	L, 0-23
Sept. 11	Minnesota State	W, 40-0
Sept. 18	#12 Stephen F. Austin	L, 21-24
Oct. 2	at #1 Southern Illinois*	L, 36-40
Oct. 9	#6 Western Kentucky*	L, 10-17
Oct. 16	at Youngstown State*	W, 22-20
Oct. 23	Western Illinois*	W, 36-13
Oct. 30	SMS*	W, 42-20
Nov. 6	at Indiana State*	W, 58-6
<b>Nov. 13</b>	<b>ILLINOIS STATE*</b>	<b>5:05 p.m.</b>
Nov. 20	at Northern Arizona	7:05 p.m.

[www.redbirds.org](http://www.redbirds.org)

## THE COACHES

### ILLINOIS STATE

Denver Johnson is in his fifth season at Illinois State and owns a 25-29 (.463) overall record with the Redbirds. Prior to guiding the 'Birds, Johnson was the head coach at Murray State where he compiled a 21-12 mark. Johnson, 45, is a 1981 graduate of Tulsa and his six-year head coaching record stands at 46-41 (.529). He is 2-2 against Northern Iowa during his career.

### NORTHERN IOWA

Mark Farley (UNI '86) is in his fourth season at the helm of the Panther football program. Farley owns a 31-16 (.660) mark at Northern Iowa, his only head coaching stint. Farley was a four-year letterwinner for the Panthers, including three years as a starter at inside linebacker. In 1985 he was named the GFC Co-Defensive Player of the Year. He is 1-2 against Illinois State.

## ILLINOIS STATE SEASON SCHEDULE/RESULTS

Date	Opponent	Location	Result/Time	Notes
Sept. 2	Saint Xavier	Normal, Ill.	W, 44-14	D. Johnson rushed for 161 yds. and 3 TDs; SXU rush held to -55 yds.
Sept. 11	at #22 Minnesota (ESPN Regional)	Minneapolis, Minn.	L, 21-37	ISU offense rolled up 480 yards, including Vaughan's 372 passing.
Sept. 18	Eastern Illinois	Normal, Ill.	W, 35-31	'Birds overcome 10-point, fourth-quarter deficit; Vaughan tosses 3 TDs.
Oct. 2	at Indiana State <sup>^</sup>	Terre Haute, Ind.	L, 38-41 (2ot)	Rallied from 21 points back, but suffered first loss to Ind. St. since 1997.
Oct. 9	SMS <sup>^</sup> (GFC-TV)	Normal, Ill.	W, 34-31	Carroll's 35-yard FG with 12 seconds left caps ISU's 17-0 comeback run.
Oct. 16	at Western Illinois <sup>^</sup>	Macomb, Ill.	L, 31-40	ISU outscored 19-7 in the second half for fourth straight loss to WIU.
Oct. 23	Youngstown State <sup>^</sup>	Normal, Ill.	W, 30-24	Redbird special teams return a kickoff and punt for TDs. Carroll has 3 FGs.
Oct. 30	at #7 Western Kentucky <sup>^</sup>	Bowling Green, Ky.	L, 21-24	ISU limits WKU to 243 yards of offense, but 179 return yards sink 'Birds.
Nov. 6	#1 Southern Illinois <sup>^</sup>	Normal, Ill.	L, 14-41	Grigsby claims GFC tackle career mark; Salukis rack up 498 total yards.
<b>Nov. 13</b>	<b>at Northern Iowa<sup>^</sup></b>	<b>Cedar Falls, Iowa</b>	<b>5:05 p.m.</b>	<b>'Birds have won two of the last three games in the UNI-Dome.</b>
Nov. 20	at Florida Atlantic	Boca Raton, Fla.	3:00 p.m.	Originally scheduled for 9/25; postponed due to Hurricane Jeanne.

<sup>^</sup> Gateway Football Conference game

**THE TALE OF THE TAPE**

	Illinois State	UNI
Scoring	261/29.0	265/29.4
Scoring Defense	273/20.3	163/18.1
Passing Yards	2065/229.4	1685/187.2
Passing Defense	2120/235.6	1613/179.2
Rushing Yards	1453/161.4	1894/210.4
Rushing Defense	1479/126.6	1011/112.3
Total Offense	3518/390.9	3579/397.7
Total Defense	3259/362.1	2524/291.6
Kickoff Returns	33/700	25/446
Kick Return Average	21.2	17.8
Punt Returns	33-344	31/230
Punt Return Average	10.4	7.4
Interceptions	6-29	3-102
Fumbles-Lost	16-11	12-2
Penalties	71-567	51-443
Punts/Net Average	48/37.9	44/39.1
Time of Possession	29:09	32:14
3rd Down Conversions	66/149	64/142
4th Down Conversions	5/14	4/11

**INJURY UPDATE**

- WR Ramon Barber (right wrist) ..... questionable  
Games Missed: SIU
- DL Mike Blough (right knee) ..... out for season  
Games Missed: WKU, SIU
- OL Barry Hartman (right ankle) ..... probable  
Games Missed: WIU, YSU, WKU, SIU
- WR Kyle Hill (left hand fracture) ..... out  
Games Missed: SMS, WIU, YSU, WKU, SIU
- RB Demetrus Johnson (left knee) ..... questionable  
Games Missed: SIU
- TE Clint Keller (right knee) ..... out for season  
Games Missed: All
- DB Tyler Larick (right hamstring) ..... probable  
Games Missed: YSU, WKU
- K/P Troy Maskel (left knee) ..... out  
Games Missed: INS, SMS, WIU, YSU, WKU, SIU
- OL Jeremy Melville (right knee) ..... out for season  
Games Missed: WKU, SIU
- OL Joe Pantoja (left ankle) ..... probable  
Games Missed: MIN, EIU, INS, SMS, WIU, YSU, WKU, SIU
- DB Sam Yeargin (right knee) ..... out for season  
Games Missed: All

**ILLINOIS STATE MEDIA RELATIONS**

Assistant AD/Media Relations ..... Todd Kober  
Office Phone ..... (309) 438-3805  
Home Phone ..... (309) 454-3048  
Cell ..... (309) 310-7112  
E-mail ..... gtkober@ilstu.edu  
Graduate Assistant ..... Mike Krizman  
Office Phone ..... (309) 438-7748  
Cell ..... (847) 528-2066  
E-mail ..... makrizm@ilstu.edu  
Fax ..... (309) 438-5634

**INTERVIEW PROCEDURES**

Postgame interviews following home contests are conducted in the team room (second floor) of the Kaufman Football Building. A golf cart is available to transport representatives from the visiting team to the interview area. TV lighting is also provided. After road games, representatives will be brought to a designated area. The locker room is closed at all times.

**Redbird Ticket Office • (309) 438-8000**

**SCOUTING THE PANTHERS**

- Northern Iowa is located in Cedar Falls, Iowa, and has an enrollment of 13,397. The Panthers are members of the Gateway Football Conference.
- The Panthers have won four straight after dropping four of their first five games of the season. In the last four games, UNI has outscored its opponents 158-59. The Panthers have also averaged 459 yards per game during that span, while allowing just 249.3 yards per game.
- Redshirt freshman Eric Sanders, the reigning GFC Offensive Player of the Week, replaced the injured Tom Petrie in the fourth game of the season and has since led the Panthers to a 4-1 record as a starter.
- Junior tailback Terrance Freeney has rushed for 625 yards in his last four games (156.3 per game) with six touchdowns.

**THE GREAT GRIGSBY**

**Boomer Grigsby** overtook Eastern Illinois' Tim Carver for first place on the Gateway's list of all-time career tackle leaders Saturday. The Canton, Ill., native posted 14 stops against No. 1 Southern Illinois, giving him 570 for his career. Grigsby needs 10 to break assistant coach Galen Scott's school record (Illinois State recognizes Scott's totals in the playoffs) of 579.

**MICKLE INCHES CLOSER TO MILESTONE**

**Kevett Mickle** may be a true freshman, but the Orlando, Fla., native hasn't played like one this season. Mickle already holds the school record for most receiving yards by a freshman with 467, which is second on the team behind Laurént Robinson's 492. Mickle needs three receptions to set the new standard for most catches by a freshman in ISU history. He hauled in two TD catches against Southern Illinois Saturday.

**ALOHA MEANS GOODBYE**

The most decorated student-athlete in Illinois State history could end his collegiate career in Hawai'i, as Redbird linebacker **Boomer Grigsby** received an offer to play in the Hula Bowl, which takes place on January 22, 2005 in Honolulu, Hawai'i and features the best senior football players in the nation.

**OKIE-DOKIE**

**Yance Vaughan**, a native of Ada, Okla., has thrown for 2,148 yards in nine games this season. His 178 yards against Southern Illinois put him all alone in third place on the school's passing yards in a season list, passing up former Redbird quarterbacks Steve Stull (1,986) and Mike Souza (2,101) in the process. Vaughan is on pace to finish the season with 2,708 passing yards, which would rank No. 2 in Redbird history. Vaughan's 16 touchdown passes this season rank fourth on the school's all-time list of touchdown passes in a season.

**CARROLL GETS TO THE POINT**

**Stephen Carroll** reached the summit of ISU record books at Western Kentucky and has continued to add to it. The senior place kicker is Illinois State's all-time scoring leader with 269 points in his career, topping ISU's scoring list and passing former Redbird Todd Kurz. Carroll now stands in fifth place all-time in Gateway history and is just one point away from tying Youngstown State's P.J. Mays for fourth.

**FROM RAGS TO RICHES**

Iowa State transfer **Brian Thompson** had an auspicious beginning in his ISU career. In the first four games, Thompson had four carries for two yards with a pair of fumbles. However, in his last five games, Thompson has rushed for 680 yards on 124 carries and a pair of touchdowns. He racked up three straight 150-plus yard performances with 151 yards against SMS, 152 yards at Western Illinois and 222 yards against Youngstown St. He became the first 'Bird to rush for over 150 yards in three consecutive games since Willie Watts in 2000. His 222 yards also tied Watts for the eighth best single-game performance at ISU.

**THE 20-CATCH CLUB**

Quarterback **Yance Vaughan** has had a wide variety of targets to throw the football to this season. The Redbirds currently have five players with 20 catches or more, including **Laurént Robinson** (39), **Ramon Barber** (29), **Kevett Mickle** (28), **Mike Larson** (22) and **Demetrus Johnson** (20), which is the most in the **Denver Johnson** era. The last time the Redbirds accomplished such a feat was in 1999 when ISU had six players haul down 20 receptions or more.

**HOFFMAN DUSTIN' THE RECORD BOOKS**

Punter **Ryan Hoffman** is at it again. In 2003, Hoffman keyed the Redbirds to a No. 1 national ranking in net punting with a 39.2 yard average. The junior kicker ranks No. 3 in the nation with an average of 44.4, good enough for sixth in Division I-AA. Hoffman's average is also tops among Gateway Football Conference punters, while he is on pace to claim the school record in punting average for a season and a career. He ranks No. 3 in league history for career average.

### AIRBORNE EXPRESS

Illinois State quarterback **Yance Vaughan** is the Gateway Football Conference's best when it comes to total offense and he has his throwing and receiving corps to thank. Vaughan leads the way with 243 yards of total offense a game and 238.7 of that total has come through the air.

### YET ANOTHER RECORD IN GRIGSBY'S SIGHT

**Boomer Grigsby** already owns the Illinois State mark for tackles in a season by a freshman and by a junior. With 119 tackles on the season, Grigsby is looking for 22 more stops to claim the senior tackle record currently held by Chris Stevens in 1995 who tallied 140 tackles.

### MICKLE MOVES THE CHAINS

True freshman **Kevelt Mickle** is beginning to earn respect of quarterback **Yance Vaughan**, and why not – he continues to deliver. Mickle has 28 catches on the season and 12 of them have come on third and fourth down. All 12 grabs have resulted in a first down. In fact, of his 28 catches, 21 have moved the chains.

### STREAK IN JEOPARDY

**Denver Johnson** has been a head coach for seven seasons and every year as the head skipper Johnson has had a 1,000-yard rusher. However, with two games left to play, that streak is in danger of ending. **Brian Thompson** and **Demetrus Johnson** each have 682 and 651 yards respectively.

### ANOTHER STREAK CONTINUES

Since **Earl Newby's** goal line fumble in overtime against Indiana State in week four, the Redbirds have been making the most of their opportunities in the red zone. Illinois State has scored 15 straight times in the red zone including 11 touchdowns and four field goals during that stretch.

### HORTON HAS A DEBUT

One catch, two catch, touchdown catch, touchdown catch isn't the latest Dr. Seuss tale, but it does describe wide receiver **Jason Horton's** debut in a Redbird uniform. After redshirting last season, Horton has equalled the Redbird freshman receiving record with three touchdowns in his debut season. Horton has tied fellow teammate **Laurént Robinson**, who grabbed three TDs in 2003, and **Jason Johnson**, who set the standard in 1984.

### A "HAWK" IN THE BACKFIELD

Purdue transfer **Brent Hawkins** has been wreaking havoc on opposing offenses lately. The junior from Godfrey, Ill., has had six tackles for loss in his last three games. Hawkins has 22 tackles on the season, with over half coming in the opposing offense's backfield. He has 12 tackles for loss and three sacks this year.

### CARROLL MAKES THE GRADE

For the 11th straight season, the Illinois State football team had representation on the District V All-Academic Team when kicker **Stephen Carroll** was named to the squad as a first team selection. Carroll carries a 3.53 grade point average and is majoring in business.

### THE LEGEND OF LAURÉNT

Sophomore **Laurént Robinson** continues to make an impact with the Redbirds. Through nine games, Robinson leads the team with 39 catches for 492 yards. He only needs 94 yards to claim the sophomore standard for receiving yards in a season owned by Rickey Garrett, who posted 585 yards in 1997.

### THIRD DOWN? NO PROBLEM.

The Illinois State offense leads the conference in third down conversions this season as the Redbirds have "moved the chains" on 70 of their 154 third down plays this season for a 45.5 percent success rate. In league games, the 'Birds have been even better converting 50 percent of their third down tries.

### ALL-AMERICA U

ISU has produced at least one all-American player in 18 of its last 22 seasons. Over the last six seasons, 21 players from 10 different positions have been honored. **Boomer Grigsby** and **Ray Robinson** were both honored after last season.

### TRANSFERABLE

Since 1993, when the NCAA rules changed to allow players immediate eligibility at the I-AA level, Illinois State has had 40 players transfer from I-A schools. ISU's I-A transfers on this year's roster include: **Brent Hawkins** (DL, Purdue); **Pierre Jackson** (WR, Minnesota); **Demetrus Johnson** (RB, Minnesota); **Dan Passarelli** (WR, Northern Illinois); **Cameron Siskowic** (LB, Washington St.); **Jesus Terrazas** (DL, Illinois); **Brian Thompson** (RB, Iowa State); **Joe Walkins** (WR, Auburn) and **Shawn Wiza** (OL, Western Michigan).

## THE LAST TIME THEY MET

### #15 UNI 16, Illinois State 7

October 14, 2003 • Normal, Ill. • Hancock Stadium  
Attendance: 12,026

#### ► GAME SUMMARY

##### #15 UNI's Fourth-Quarter Rally Sinks 'Birds

**NORMAL, Ill.** — The Illinois State football team held a seven-point lead for three quarters Saturday against No. 15 Northern Iowa, but the strong Panther defense held the Redbirds to 48 yards total in the second half, resulting in a 16-7 Northern Iowa victory in front of 12,026 on Family Weekend at Hancock Stadium.

The Redbirds gambled on fourth-and-one at the Northern Iowa 16, deciding to go for the first down instead of a field goal. A sweep to the right by Demetrus Johnson resulted in a first down, and then some. Johnson galloped into the end zone on a 16-yard run for the 'Birds only score.

Momentum swung to the Northern Iowa sideline early in the fourth quarter when Troy Maskel lined up to punt for the Redbirds. The ball sailed over Maskel's head and into the back of the end zone for a Panther safety.

After the free kick, Northern Iowa took the lead just two plays into the drive. Tom Petrie completed a 58-yard touchdown pass to Brian Cutright, who broke several tackles on his way to the end zone.

The Panthers were given two chances at a two-point conversion when the Redbirds were called for pass interference on the first try. Terrence Freeney converted Northern Iowa's two-point try, making the score 10-7. UNI added another touchdown to cap off its 16-point fourth quarter.

#### ► SCORING SUMMARY

SCOREBOARD	1	2	3	4	FINAL
#15 Northern Iowa	0	0	0	16	16
ILLINOIS STATE	0	7	0	0	7

#### SECOND QUARTER

ISU – Johnson 16-yard run (Carroll kick), 7:11

#### FOURTH QUARTER

UNI – Team safety, 14:46

UNI – Cutright 58-yard pass from Petrie (Freeney rush), 14:23

UNI – Freeney 4-yard run (kick failed), 6:55

#### ► TEAM STATISTICS

	UNI	ISU
First Downs	19	13
Rushing Attempts-Yards	56-295	34-52
Passing	6-20-2	16-38-0
Passing Yards	135	150
Total Offense	430	202
Fumbles-Lost	2-1	0-0
Penalties-Yards	6-74	9-73
Time of Possession	31:12	28:48

#### ► INDIVIDUAL STATISTICS

**RUSHING:** (UNI) – Freeney 28-170, Carter 15-113, Brelend 3-9, Petrie 8-5, Team 2-(-2). (ISU) – Edwards 13-40, Johnson 8-25, Souza 9-11, Bullock 3-0, Team 1-(-24).

**PASSING:** (UNI) – Petrie 6-20-2-135. (ISU) – Souza 16-38-0-150.

**RECEIVING:** (UNI) – Carter 2-5, Cutright 1-58, Mays 1-54, Brelend 1-14, Thorn 1-4. (ISU) – Smith 7-39, Johnson 2-30, Massengale 2-30, Edwards 2-20, Walkins 1-14, Robinson 1-9, Larson 1-8.

## 2004 REDBIRD CAPTAINS

#92 • Josh Chrestman

#46 • Boomer Grigsby

#89 • Mike Larson

#61 • Jeremy Melville

#2 • Antwan Oliver

#18 • Yance Vaughan

**THE GATEWAY FOOTBALL CONFERENCE**

Here's a short and concise breakdown of one of the nation's premier NCAA I-AA football leagues:

**2004 GFC STANDINGS**

	W	L	PCT	W	L	PCT
Southern Illinois	6	0	1.000	9	1	.900
Western Kentucky	5	1	.833	7	2	.778
Northern Iowa	4	2	.667	5	4	.556
SMS	2	4	.333	5	5	.500
<b>Illinois State</b>	<b>2</b>	<b>4</b>	<b>.333</b>	<b>4</b>	<b>5</b>	<b>.444</b>
Western Illinois	2	4	.333	4	6	.400
Youngstown State	2	4	.333	4	6	.400
Indiana State	1	5	.167	4	6	.400

**THIS WEEK IN THE GATEWAY****November 6**

- Youngstown State at SMS, 1 p.m.
- Western Illinois at Western Kentucky, 4 p.m.
- Indiana State at Southern Illinois, 6 p.m.

**2004 PRESEASON POLL**

1. Southern Illinois (25) .....244
2. Northern Iowa (6) .....212
3. Western Kentucky (1).....186
4. Western Illinois.....174
5. **Illinois State**.....**110**
6. Youngstown State .....102
7. SMS .....81
8. Indiana State.....43

**2004 GFC PRESEASON HONORS**

**Offense** – Stephen Carroll, PK (first team); Stafford Davis, OL (first team); Mike Larson, FB (first team); Jeremy Melville, OL (honorable mention); Mike Stegeman, OL (honorable mention).

**Defense** – Boomer Grigsby, LB (first team); Ryan Hoffman, P (honorable mention); Antwan Oliver, DB (honorable mention).

**GATEWAY TELECONFERENCE**

Teleconferences featuring the league's head coaches will be conducted each Wednesday during the season (Sept. 8 through Nov. 10). Those participating in the call should dial in five minutes prior to the scheduled start time (10 a.m. CST each Wednesday). Each call can also be accessed at [www.gatewayfootball.org](http://www.gatewayfootball.org). The call-in number is 913/981-5509.

- Gateway News/Notes, 10:00 a.m.
  - **Denver Johnson (Illinois State), 10:05 a.m.**
  - Tim McGuire (Indiana State), 10:10 a.m.
  - Mark Farley (Northern Iowa), 10:15 a.m.
  - Jerry Kill (Southern Illinois), 10:20 a.m.
  - Randy Ball (SMS), 10:25 a.m.
  - Don Patterson (Western Illinois), 10:30 a.m.
  - David Elson (Western Kentucky), 10:35 a.m.
  - Jon Heacock (Youngstown St.), 10:40 a.m.
- All times are central

**WHO ARE THESE GUYS?**

Here are some roster additions that didn't make the media guide:

**EvanALLEN-GESSESSE • 24**


**Defensive Back • Sr.-Sq. • 5-11 • 179**  
**Chicago, Ill. (Gordon Tech/Joliet JC)**

**2003:** Practiced with the team, but did not see game action. **Joliet Junior College:** Tied for 3rd on JJC's all-time single-season interceptions list with five in 2002 ... three interceptions for 27 yards his freshman year (tied for team lead) ... recorded 17 tackles, 10 solo, sophomore season ... five interceptions for 60 yards and eight punt returns for 21 yards in 2002 ... as a freshman, had one fumble recovery ... freshman year, team won the NJCAA non-scholarship national championship and in 2002, were the outright NJCAA national champs, finishing the season ranked No. 1 in the nation ... played for NJCAA Hall of Fame coach Bob MacDougall, who was named the 2002 NJCAA Coach of the Year. **Data:** Born 7-8-83 in Chicago, Ill. ... son of Zeleke Gessesse and Barbara Allen ... major: general studies ... pronounced ga-SES-a.

**DerrickCHAMBERS • 33**

**Running Back • Fr.-HS • 6-3 • 225**  
**Champaign, Ill. (St. Thomas More)**

**St. Thomas More HS:** As senior rushed for over 1,200 yards, including 10 straight games with 100 yards rushing ... averaged 5.3 yards per carry ... three-time offensive MVP selection ... second team all-area selection ... all-state honorable mention ... in his senior season, the team finished 6-5 and advanced to the second round of the state playoffs ... coached by Dan Hennessey ... also lettered in basketball and track and field ... averaged 10 points, five rebounds and three steals per game as a senior. **Data:** Born 10-19-85 in St. Louis, Mo. ... son of Derrick Chambers and Stephanie Turner ... youngest of two children ... major: undeclared.

**WallyCIRAFESI • 17**

**Quarterback • Fr.-HS • 6-1 • 200**  
**Munster, Ind. (Munster)**

**Munster HS:** Threw for 1,475 yards and 19 touchdowns as a senior on a team that finished 8-3 ... owned a 58 percent completion percentage ... named to the Indiana Football Coaches Association (IFCA) Top 50 team ... Class 4A all-state selection ... two-time all-conference and all-area selection ... named MVP at the Indiana North-South All-Star Game ... voted team captain and team offensive MVP ... academic all-state honoree ... won the leadership and citizenship award ... passed for 1,001 yards as a junior with 10 touchdowns ... coached by Leroy Marsh. **Data:** Born 6-17-86 in Caracas, Venezuela ... son of Walter and Connie Cirafesi ... youngest of three children ... major: history ... pronounced: sara-FEE-see

**RyanFOWLER • 45**


**Defensive Back • Fr.-HS • 5-11 • 185**  
**Hawthorn Woods, Ill. (Lake Zurich)**

**Lake Zurich HS:** Three-year starter ... team captain ... 58 tackles and three fumble recoveries as a senior ... elected to the Illinois Coaches Association All-Star Game ... received the Coaches Award for Outstanding Effort ... two-time first team All-Fox Valley Conference ... *Pioneer Press* First Team All-Area ... *Northwest Herald* First Team All-Area ... *Daily Herald* All-Area honorable mention ... received the Lake Zurich Flames Youth Football League Scholarship ... team qualified for the IHSA Class 7A Playoffs senior year and finished 6-4 ... as a junior, team won the Fox Valley Conference championship and advanced to state semi-finals ... lettered in football, basketball and track and field ... coached by Mike DiMatteo. **Data:** Born 3-31-86 in Ravenna, Ohio ... son of Randy and Nancy Fowler ... youngest of two children ... major: business.

**PierreJACKSON • 4**

**Wide Receiver • So.-TR • 6-1 • 176**  
**Chicago, Ill. (Harper/Minnesota)**

**2004:** Transferred to Illinois State prior to fall camp. **2003:** Played in five games for the Golden Gophers ... saw action on 17 plays. **2002:** Redshirted at Minnesota. **Harper HS:** Three-year letterwinner whose team finished with a 23-9 record during his career ... two time all-area and all-conference selection ... also named to the all-city team ... made 62 receptions for more than 1,000 yards in his 13 games as a senior ... caught 21 touchdown passes in his senior campaign ... versatile athlete who also ran out of the backfield and returned kicks ... had nine carries for 138 yards and three scores his senior year ... returned 13 kickoffs in his final season for more than 300 yards, two of them for touchdowns ... two-year honor roll student who also ran track (four letters) and played basketball (three letters) ... earned all-city honors in both sports ... coached by Terry Lewis. **Data:** Born 5-7-84 in Chicago, Ill. ... son of Marilyn Jackson ... major: communications.





## ILLINOIS STATE DEPTH CHART

## OFFENSE

LT	51	Mike Stegeman	6-5	297	Jr.-2L
	62	Shawn Wiza	6-7	296	Jr.-1L
LG	64	Stafford Davis	6-2	295	Jr.-2L
	74	Barry Hartman	6-5	274	So.-1L
C	66	Isaiah Wiggins	6-3	280	Fr.-RS
	60	Geoff Pearson	6-2	270	Sr.-1L
RG	75	Janiah Downing	6-3	315	So.-1L
	77	Joe Pantoja	6-2	268	Sr.-2L
RT	67	Steve Statz	6-5	275	Sr.-3L
	63	Matt Pezdek	6-4	312	Sr.-2L
WR	81	Laurént Robinson	6-2	187	So.-1L
	86	Jason Horton	6-0	185	Fr.-RS
WR	85	Kevett Mickle	6-3	185	Fr.-HS
	81	Laurént Robinson	6-2	187	So.-1L
TE	30	Dave Mordis	6-3	253	Fr.-RS
	42	Jonathan Denley	6-3	255	Jr.-TR
QB	18	Yance Vaughan	6-3	210	Sr.-1L
	19	Luke Drone	6-2	190	Fr.
RB	5	Brian Thompson	5-7	195	Jr.-TR
	20	Demetrus Johnson	5-9	192	Sr.-1L
FB	89	Mike Larson	6-3	244	Sr.-2L
	82	Kevin Kregger	6-0	232	Jr.-2L

## DEFENSE

DE	92	Josh Chrestman	6-4	257	Sr.-1L
	65	Ryan Thorne	6-2	251	So.-1L
DT	73	Justin Martindale	6-3	250	So.-1L
	55	Noah Washington	6-0	334	Sr.-1L
DT	94	Jarek Thomas	6-3	265	Fr.-RS
	52	Jesus Terrazas	6-2	271	Jr.-1L
DE	57	Brent Hawkins	6-3	244	Jr.-TR
	91	Nate Johnson	6-4	235	Fr.-RS
WHIP	36	William Rolle	5-10	196	Jr.-2L
	6	Kye Stewart	5-11	203	Fr.-RS
ILB	40	Cameron Siskowic	6-2	231	So.-1L
	44	Niall Campbell	6-2	229	So.-1L
ILB	46	Boomer Grigsby	6-1	241	Sr.-3L
	54	Rick Splant	6-2	219	Sr.-3L
ROVER	21	Nick Passarelli	5-11	195	Fr.-HS
	27	Tyler Larick	6-1	204	Sr.-1L
RC	9	Joe Walkins	5-9	180	Sr.-1L
	25	Leon Kittrell	5-9	166	So.-1L
LC	2	Antwan Oliver	5-10	177	Sr.-1L
	24	Evan Allen-Gessesse	5-11	179	Sr.-Sq.
FS	28	James Temple	6-0	208	So.-1L
	3	Alex Filin	6-4	220	So.-1L

## SPECIALISTS

PK	99	Stephen Carroll	5-11	182	Sr.-3L
	14	Ryan Hoffman	6-2	192	Jr.-2L
KO	99	Stephen Carroll	5-11	182	Sr.-3L
	14	Ryan Hoffman	6-2	192	Jr.-2L
P	14	Ryan Hoffman	6-2	192	Jr.-2L
	99	Stephen Carroll	5-11	182	Sr.-3L
LS	43	Jake Weber	6-2	232	So.-1L
	82	Kevin Kregger	6-0	232	Jr.-2L
SS	60	Geoff Pearson	6-2	275	Jr.-Sq.
	43	Jake Weber	6-2	232	So.-1L
HD	16	Brian Busser	6-1	184	So.-Sq.
	14	Ryan Hoffman	6-2	192	Jr.-2L
KR	9	Joe Walkins	5-9	180	Sr.-1L
	34	LaShawn Bullock	5-7	161	So.-1L
PR	9	Joe Walkins	5-9	180	Sr.-1L
	86	Jason Horton	6-0	185	Fr.-RS

## NORTHERN IOWA DEPTH CHART

## OFFENSE

WR	83	James Lindgren	6-0	192	So.
	2	Patrick Hunter	5-10	170	So.
LT	60	Doug Wilkinson	6-5	331	Sr.
	62	Eric Hoffman	6-4	283	Fr.
LG	78	Tyler Rawlins	6-3	301	So.
	61	Jeff Bates	6-4	303	Jr.
C	64	Joe Keller	6-5	288	Sr.
	66	John Schabillion	6-3	290	Jr.
RG	69	Barrett Anderson	6-3	297	Fr.
	67	Adam Falk	6-3	280	Fr.
RT	65	Luke Stigler	6-4	282	Sr.
	79	Walter Kelly	6-5	282	Sr.
TE	89	Andy Thorn	6-5	250	Sr.
	87	Brian Cutright	6-4	240	Jr.
WR	18	Justin Surrency	6-0	182	Jr.
	84	Joseph Thomas	6-0	180	Fr.
QB	12	Eric Sanders	6-1	188	Fr.
	17	Chris Parsons	6-1	182	Fr.
FB	34	Reggie Brown	5-9	234	Sr.
	28	Jim Lizzi	5-9	195	Sr.
TB	33	Terrance Freaney	5-10	223	Jr.
	1	Richard Carter	5-5	182	Sr.

## DEFENSE

LE	15	Ryan Arnold	6-3	247	Sr.
	98	Joe Lobdell	6-6	258	Fr.
LT	92	Kevin Stensrud	6-1	265	Jr.
	91	Madrid Miller	6-4	270	Jr.
RT	93	Justin Heins	6-0	268	Sr.
	90	Michael Matthes	6-4	270	Jr.
RE	54	John Hermann	6-3	250	Jr.
	99	Jordan Lacy	6-3	238	Fr.
OLB	9	Titus Ivory	6-2	231	Sr.
	81	Beau Gibbs	6-3	236	Sr.
MLB	46	Brett Koebecke	6-1	220	Jr.
	86	Andrew Williams	6-2	220	So.
OLB	41	Darin Heideman	6-0	226	Jr.
	55	Ross Hannam	6-3	230	So.
LC	21	Alphonso Key	6-0	176	So.
	10	Raishaun Henderson	5-9	184	Sr.
FS	29	James Idleburgh	5-9	178	Sr.
	37	Clifford Waters	6-0	175	Fr.
SS	6	Tyler Johnson	5-10	203	Sr.
OR	25	Matt Tharp	6-1	206	So.
RC	19	Cory Henke	6-0	193	So.
	45	Adam Kos	6-0	196	So.

## SPECIALISTS

K	49	Brian Wingert	6-1	180	So.
P	19	Cory Henke	6-0	193	Sr.
	45	Adam Kos	6-0	196	So.
HO	19	Corey Henke	6-0	193	Sr.
	16	Bryan Butler			
LS	92	Kevin Stensrud	6-1	265	Jr.
	67	Adam Falk	6-3	280	Fr.
KR	1	Richard Carter	5-4	182	Sr.
	7	Jason Breeland	5-6	168	Jr.
PR	18	Justin Surrency	5-9	182	Jr.
	83	James Lindgren	6-0	192	So.

**ILLINOIS STATE STARTER NOTES****REDBIRD OFFENSE**

LT	51 Mike Stegeman (Jr.-2L • 6-5 • 297 • Chatham, Ill.)	Returning from a torn ACL; got his first start of the season against Eastern Illinois.
LG	64 Stafford Davis (Jr.-2L • 6-2 • 295 • Orange Park, Fla.)	His birth name, Stafford Campen, are both maiden names from previous generations in his family.
C	66 Isaiah Wiggins (Fr.-RS • 6-3 • 280 • Chicago, Ill.)	In his free time, he likes to play the trumpet, an instrument he has played for the last nine years.
RG	75 Janiah Downing (So.-1L • 6-3 • 315 • North Marion, Fla.)	Spent the summer working as a Preview guide, the orientation program for incoming ISU students.
RT	67 Steve Statz (Sr.-3L • 6-5 • 275 • Wisconsin Rapids, Wis.)	Races gas-powered, remote-controlled cars and is interning at the McLean County Jail this semester.
WR	81 Laurént Robinson (So.-1L • 6-2 • 187 • Rockledge, Fla.)	The Redbirds' top returning receiver; tied the school mark with three TDs by a freshman.
WR	85 Kevett Mickle (Fr.-HS • 6-3 • 185 • Orlando, Fla.)	True freshman who owns ISU freshman mark for yards (467) and needs 3 grabs to set catches mark.
TE	30 Dave Mordis (Fr.-RS • 6-3 • 253 • Palos Park, Ill.)	Builds computers and is a concert fanatic, seeing over 30 live performances in his lifetime.
QB	18 Yance Vaughan (Sr.-1L • 6-3 • 210 • Ada, Okla.)	He never threw an interception during his high school career.
RB	5 Brian Thompson (Jr.-TR • 5-7 • 195 • Plantation, Fla.)	Transfer from Iowa State who has rushed for 680 yards in his last five games.
FB	89 Mike Larson (Sr.-2L • 6-3 • 244 • Palatine, Ill.)	When he was four, he lived in Korea while his late father served in the military.

**REDBIRD DEFENSE**

DE	92 Josh Chrestman (Sr.-1L • 6-4 • 257 • Sandwich, Ill.)	An outdoorsman who enjoys fishing and playing paintball.
DT	73 Justin Martindale (So.-1L • 6-3 • 250 • Wadsworth, Ill.)	Loves to play with toys built for speed; owns a jet ski, four wheeler and motorcycle.
DT	94 Jarek Thomas (Fr.-RS • 6-3 • 265 • Orlando, Fla.)	Enjoys cooking, especially soul food, including his favorite dish BBQ ribs and pork chops.
DE	57 Brent Hawkins (Jr.-TR • 6-3 • 244 • Godfrey, Ill.)	Off the field, he likes to spend his time reading Shakespeare and poetry.
WHIP	36 William Rolle (Jr.-2L • 5-10 • 196 • Immokolee, Fla.)	Second cousin of Samari Rolle (Tennessee Titans) and third cousin of Antrel Rolle (Miami-Fla.)
ILB	40 Cameron Siskowic (So.-1L • 6-2 • 231 • San Diego, Calif.)	As a native of California, he grew up surfing, snow boarding and wave boarding.
ILB	46 Boomer Grigsby (Sr.-3L • 6-1 • 241 • Canton, Ill.)	Away from football, he enjoys classical music and Broadway plays.
ROVER	21 Nick Passarelli (Fr.-HS • 5-11 • 195 • Naperville, Ill.)	Played in the Pop Warner national football championship in Orlando, Fla.
RC	9 Joe Walkins (Sr.-1L • 5-9 • 180 • Ft. Lauderdale, Fla.)	Spent the summer working out with the Minnesota Vikings' Randy Moss.
LC	2 Antwan Oliver (Sr.-1L • 5-10 • 177 • Ft. Lauderdale, Fla.)	Joined his prep teammate, Joe Walkins, in the summer workouts with the NFL's Randy Moss.
FS	28 James Temple (So.-1L • 6-0 • 208 • Savannah, Ga.)	The nephew of defensive coordinator Ron Lambert.

**REDBIRD SPECIAL TEAMS**

PK	99 Stephen Carroll (Sr.-2L • 5-11 • 182 • O'Fallon, Ill.)	This summer interned (sales/promotions) with the Casper Rockies, the Class A affiliate of Colorado.
P	14 Ryan Hoffman (Jr.-2L • 6-2 • 192 • Stevens Points, Wis.)	Heralded as the best EA Sports 2004 NCAA Football Play Station video gamist on the team.
LS	43 Jake Weber (So.-1L • 6-2 • 232 • Peoria, Ill.)	Naturally left-handed, but he snaps the ball right-handed.
SS	60 Geoff Pearson (Sr.-1L • 6-2 • 270 • Naperville, Ill.)	Served as a volunteer coach at Naperville Central and coached current teammate Nick Passarelli.
HD	16 Brian Busser (Jr.-1L • 6-1 • 194 • Stillman Valley, Ill.)	Initially arrived at ISU as a quarterback, but made the switch to wide receiver last season.
KR	9 Joe Walkins (Sr.-1L • 5-9 • 180 • Ft. Lauderdale, Fla.)	Spent the summer working out with the Minnesota Vikings' Randy Moss.
PR	9 Joe Walkins (Sr.-1L • 5-9 • 180 • Ft. Lauderdale, Fla.)	Spent the summer working out with the Minnesota Vikings' Randy Moss.

## ILLINOIS STATE ALPHABETICAL ROSTER

No.	Name	Pos.	Ht.	Wt.	Yr.	Hometown (HS/Previous College)
24	Evan Allen-Gessesse	DB	5-11	179	Jr.-RS	Chicago, Ill. (Gordon Tech/Joliet JC)
78	Kory Andersen	DL	6-2	288	So.-1L	Hanska, Minn. (St. James)
13	Ramon Barber	WR	6-0	191	Jr.-2L	West Palm Beach, Fla. (Palm Beach Gardens)
26	Cameron Bateman	DB	6-1	181	Fr.-HS	Lake Mary, Fla. (Lake Mary)
98	Mike Blough	DL	6-5	250	Jr.-2L	Leonard, Mich. (Brother Rice)
38	Tristan Borzick	FB	6-0	226	Fr.-RS	Pleasant Prairie, Wis. (Tremper)
23	Jordan Brewer	RB	6-2	205	Fr.-HS	Glen Carbon, Ill. (Edwardsville)
12	Kevin Brockway	QB	6-4	205	Fr.-HS	Crystal Lake, Ill. (South)
34	LaShawn Bullock	RB	5-7	161	So.-1L	Milwaukee, Wis. (Vincent)
16	Brian Busser	WR	6-1	194	Jr.-1L	Stillman Valley, Ill. (Stillman Valley)
29	Jesse Caesar	DB	6-0	185	Fr.-RS	Rockledge, Fla. (Rockledge)
44	Niall Campbell	LB	6-2	229	So.-1L	Lemont, Ill. (Chicago Mt. Carmel)
99	Stephen Carroll	K	5-11	182	Sr.-3L	O'Fallon, Ill. (O'Fallon)
33	Derrick Chambers	RB	6-3	225	Fr.-HS	Champaign, Ill. (St. Thomas More)
92	Josh Chrestman	DL	6-4	257	Sr.-1L	Sandwich, Ill. (Sandwich/Joliet JC)
17	Wally Cirafesi	QB	6-1	200	Fr.-HS	Munster, Ind. (Munster)
58	Pat Cucci	LB	6-1	230	Fr.-HS	Winter Springs, Fla. (Winter Springs)
64	Stafford Davis	OL	6-2	283	Jr.-2L	Orange Park, Fla. (Clay)
42	Jonathan Denley	TE	6-3	255	Jr.-TR	Calhoun City, Miss. (Vardaman/Iawamba CC)
75	Jariah Downing	OL	6-3	315	So.-1L	North Marion, Fla. (North Marion)
19	Luke Drone	QB	6-2	190	Fr.	Mt. Carmel, Ill. (Mt. Carmel)
39	Javier Evelyn	DB	6-0	185	So.-1L	Broadview, Ill. (St. Joseph)
3	Alex Filin	DB	6-4	220	So.-1L	Skokie, Ill. (Niles West)
45	Ryan Fowler	DB	5-11	185	Fr.-HS	Hawthorn Woods, Ill. (Lake Zurich)
56	Darius Givens	LB	6-1	205	Fr.-RS	Tallahassee, Fla. (Lincoln)
10	Reuben Granger	DB	6-0	165	Fr.-HS	Pembroke Pines, Fla. (Hollywood Christian)
46	Boomer Grigsby	LB	6-1	241	Sr.-3L	Canton, Ill. (Canton)
74	Barry Hartman	OL	6-5	274	So.-1L	Manitowoc, Wis. (Lincoln)
57	Brent Hawkins	DL	6-3	244	Jr.-TR	Godfrey, Ill. (Jersey/Purdue)
87	Marcus Hayden	WR	6-1	179	Jr.-Sq.	Bellwood, Ill. (Proviso West)
7	Kyle Hill	WR	5-11	183	Fr.-RS	Oviedo, Fla. (Winter Springs)
14	Ryan Hoffman	P	6-2	192	Jr.-2L	Stevens Point, Wis. (Area)
86	Jason Horton	WR	6-0	185	Fr.-RS	Bolingbrook, Ill. (Neuqua Valley)
59	Bill Hronec	LB	6-1	208	Fr.-HS	Evergreen Park, Ill. (Chicago Mt. Carmel)
48	Landon Humbles	TE/DB	6-4	255	Fr.-HS	Peoria, Ill. (Richwoods)
71	Jeff Huntzinger	OL	6-3	283	Fr.-RS	Tulsa, Okla. (Union)
4	Pierre Jackson	WR	6-1	176	So.-1L	Chicago, Ill. (Harper/Minnesota)
20	Demetrus Johnson	RB	5-9	192	Sr.-1R	Milwaukee, Wis. (Homestead/Minnesota)
91	Nate Johnson	DL	6-4	235	Fr.-RS	Longwood, Fla. (Lake Brantley)
84	Clint Keller	TE	6-3	245	Fr.-RS	Lexington, Ky. (Paul Laurence Dunbar)
96	Anthony Kirkland	DL	6-2	265	So.-1L	Gary, Ind. (West Side)
25	Leon Kittrell	DB	5-9	166	So.-1L	Oak Creek, Wis. (Oak Creek)
82	Kevin Kreger	TE/FB	6-0	232	Jr.-2L	Frankfort, Ill. (Lincoln-Way)
27	Tyler Larick	DB	6-1	204	Sr.-1L	Chualar, Calif. (Salinas/Hartnell)
89	Mike Larson	FB/TE	6-3	244	Sr.-2L	Palatine, Ill. (Mascoutah/Harper CC)
79	Jonathan Lyon	OL	6-8	290	Fr.-RS	Urbana, Ill. (Urbana)
68	Erik Madsen	OL	6-3	275	Fr.-HS	Bolingbrook, Ill. (Joliet Catholic)
73	Justin Martindale	DL	6-3	250	So.-1L	Wadsworth, Ill. (Warren Township)
49	Troy Maskel	P	6-3	234	Jr.-2L	Georgetown, Ill. (Georgetown-Ridge Farm)
31	Mitchell Matthews	DB	6-0	180	Fr.-HS	Dacula, Ga. (Dacula)
61	Jeremy Melville	OL	6-4	270	Sr.-3L	Wisconsin Rapids, Wis. (Lincoln)
47	Kedric Meredith	FB	6-3	240	Fr.-HS	Peoria, Ill. (Richwoods)
85	Keveitt Mickle	WR	6-3	185	Fr.-HS	Orlando, Fla. (William R. Boone)
30	Dave Mordis	TE	6-3	253	Fr.-RS	Palos Park, Ill. (Stagg)
32	Earl Newby	RB	5-10	211	So.-1L	Riveria Beach, Fla. (Bridgton Academy)
69	Joe Niklasch	OL	6-4	275	Fr.-HS	Hartland, Wis. (Arrowhead)
2	Antwan Oliver	DB	5-10	177	Sr.-1L	Ft. Lauderdale, Fla. (Dillard/Eastern Illinois)
77	Joe Pantoja	OL	6-2	268	Sr.-2L	Gurnee, Ill. (Warren Township)
80	Dan Passarelli	WR	5-11	170	Fr.-TR	Naperville, Ill. (Central/Northern Illinois)
21	Nick Passarelli	DB	5-11	195	Fr.-HS	Naperville, Ill. (Central)
60	Geoff Pearson	OL	6-2	270	Sr.-1L	Naperville, Ill. (Central/DuPage)
63	Matt Pezdek	OL	6-4	312	Sr.-2L	Brookfield, Ill. (Nazareth Academy)
22	Garry Roberts	LB	6-2	192	Fr.-RS	Edna, Texas (Edna)
81	Laurent Robinson	WR	6-2	187	So.-1L	Rockledge, Fla. (Rockledge)
36	William Rolle	DB	5-10	196	Jr.-2L	Immokolee, Fla. (Immokolee)
76	Juan Salcido	OL	6-4	270	Fr.-HS	Rancho Cucamonga, Calif. (Etiwanda)
53	Jim Sharfman	LS	6-1	235	Fr.-RS	Mundelein, Ill. (Mundelein)
90	Dan Simnick	DL	6-2	230	Fr.-RS	Naperville, Ill. (North)
40	Cameron Siskowic	LB	6-2	231	So.-1L	San Diego, Calif. (Clairemont/Washington St.)
54	Rick Splant	LB	6-2	219	Sr.-3L	Lockport, Ill. (Lockport Township)
67	Steve Statz	OL	6-5	275	Fr.-3L	Wisconsin Rapids, Wis. (Lincoln)
51	Mike Stegeman	OL	6-5	297	Jr.-2L	Chatham, Ill. (Glenwood)
6	Kye Stewart	DB	5-11	203	Fr.-RS	Nashville, Tenn. (Pearl-Cohn)
95	Robert Taylor	DL	6-5	300	Jr.-TR	Oak Creek, Wis. (Oak Creek/Iowa Central CC)
28	James Temple	DB	6-0	208	So.-1L	Savannah, Ga. (Savannah)
52	Jesus Terrazas	DL	6-2	271	Jr.-1L	Chicago, Ill. (Bowen/Illinois)
94	Jarek Thomas	DL	6-3	265	Fr.-RS	Orlando, Fla. (Edgewater)
93	Amir Thompson	DL	6-3	270	Fr.-HS	Orlando, Fla. (Pineridge/Pickering, Ontario)
5	Brian Thompson	RB	5-7	195	Jr.-TR	Plantation, Fla. (Plantation/Iowa State)
65	Ryan Thorne	DL	6-2	251	So.-1L	Vista, Calif. (Rancho Buena Vista)
18	Yance Vaughan	QB	6-3	210	Sr.-1L	Ada, Okla. (Ada)
9	Joe Walkins	DB	5-9	180	Sr.-1L	Ft. Lauderdale, Fla. (Dillard/Auburn)
55	Noah Washington	DL	6-4	334	Sr.-1L	LaGrange, Ill. (Lyons Township/DuPage)
43	Jake Weber	LS/TE	6-2	232	So.-1L	Peoria, Ill. (Durlap)
66	Isaiah Wiggins	OL	6-3	280	Fr.-RS	Chicago, Ill. (Prosser)
62	Shawn Wiza	OL	6-7	296	Jr.-1L	Oak Creek, Wis. (Oak Creek/Western Michigan)
37	Sesamir Yearby	DL	6-3	191	Sr.-2L	Quincy, Ill. (Quincy)
1	Sam Yeargin	DB	5-11	185	Sr.-3L	Ft. Lauderdale, Fla. (Dillard)

\*Not on the travel roster.

## NUMERICAL ROSTER

No.	Name	Pos.	No.	Name	Pos.
1	Sam Yeargin	DB	51	Mike Stegeman	OL
2	Antwan Oliver	DB	52	Jesus Terrazas	DL
3	Alex Filin	DB	53	Jim Sharfman	LS
4	Pierre Jackson	DB/WR	54	Rick Splant	LB
5	Brian Thompson	RB	55	Noah Washington	DL
6	Kye Stewart	DB	56	Darius Givens	LB
7	Kyle Hill	WR	57	Brent Hawkins	DL
9	Joe Walkins	DB	58	Pat Cucci	LB
10	Reuben Granger	DB	59	Bill Hronec	LB
12	Kevin Brockway	QB	60	Geoff Pearson	OL
13	Ramon Barber	WR	61	Jeremy Melville	OL
14	Ryan Hoffman	P	62	Shawn Wiza	OL
16	Brian Busser	WR	63	Matt Pezdek	OL
17	Wally Cirafesi	QB	64	Stafford Davis	OL
18	Yance Vaughan	QB	65	Ryan Thorne	DL
19	Luke Drone	QB	66	Isaiah Wiggins	OL
20	Demetrus Johnson	RB	67	Steve Statz	OL
21	Nick Passarelli	DB	68	Erik Madsen	OL
22	Garry Roberts	LB	69	Joe Niklasch	OL
23	Jordan Brewer	RB	71	Jeff Huntzinger	OL
24	Evan Allen-Gessesse	DB	73	Justin Martindale	DL
25	Leon Kittrell	DB	74	Barry Hartman	OL
26	Cameron Bateman	DB	75	Jariah Downing	OL
27	Tyler Larick	DB	76	Juan Salcido	OL
28	James Temple	DB	77	Joe Pantoja	OL
29	Jesse Caesar	DB	78	Kory Andersen	DL
30	Dave Mordis	TE	79	Jonathan Lyon	OL
31	Mitchell Matthews	DB	80	Dan Passarelli	WR
32	Earl Newby	RB	81	Laurent Robinson	WR
33	Derrick Chambers	RB	82	Kevin Kreger	FB
34	LaShawn Bullock	RB	84	Clint Keller	TE
36	William Rolle	DB	85	Keveitt Mickle	WR
37	Sesamir Yearby	DL	86	Jason Horton	WR
38	Tristan Borzick	FB	87	Marcus Hayden	WR
39	Javier Evelyn	DB	89	Mike Larson	FB
40	Cameron Siskowic	LB	90	Dan Simnick	DL
42	Jonathan Denley	TE	91	Nate Johnson	DL
43	Jake Weber	LS/TE	92	Josh Chrestman	DL
44	Niall Campbell	LB	93	Amir Thompson	DL
45	Ryan Fowler	DB	94	Jarek Thomas	DL
46	Boomer Grigsby	LB	95	Robert Taylor	DL
47	Kedric Meredith	FB	96	Anthony Kirkland	DL
48	Landon Humbles	TE	98	Mike Blough	DL
49	Troy Maskel	P	99	Stephen Carroll	K

## PRONUNCIATIONS

Evan Allen-Gessesse	ga-SES-a
Ramon Barber	ra-MON
Mike Blough	rhymes with plow
Tristan Borzick	BORES-ick
Brian Busser	BUS-er
Jesse Caesar	SEE-zahr
Niall Campbell	NILE
Wally Cirafesi	sara-FEE-see
Pat Cucci	COO-chee
Alex Filin	FILL-in
Bill Hronec	RON-ick
Demetrus Johnson	de-ME-trus
Kevin Kreger	CREE-ger
Tyler Larick	LAIR-ick
Troy Maskel	MASS-kul
Keveitt Mickle	kuh-VETT MICK-ul
Joe Niklasch	NICK-lash
Joe Pantoja	pan-TOE-ha
Dan Passarelli	PASS-uh-rel-ee
Nick Passarelli	PASS-uh-rel-ee
Matt Pezdek	PEZ-dek
Laurent Robinson	Loor-RAUNT
William Rolle	ROLL
Juan Salcido	sal-SEE-doh
Cameron Siskowic	SIS-co-wick
Steve Statz	STAHTZ
Mike Stegeman	STEG-eh-man
Jesus Terrazas	tuh-RAHZ-us
Ryan Thorne	THORN
Amir Thompson	ah-MEER
Shawn Wiza	WEEZ-ah
Sesamir Yearby	SEZ-uh-meer
Sam Yeargin	YEER-gun



2004 ILLINOIS STATE TEAM STATS

TEAM STATISTICS ISU OPP SCORING 261 273 Points Per Game 29.0 30.3 FIRST DOWNS 180 161 Rushing 75 63 Passing 92 88 Penalty 13 10 RUSHING YARDAGE 1453 1139 Yards gained rushing 1632 1479 Yards lost rushing 179 340 Rushing Attempts 331 366 Average Per Rush 4.4 3.1 Average Per Game 161.4 126.6 TDs Rushing 17 13 PASSING YARDAGE 2065 2120 Att-Comp-Int 329-171-12 262-141-6 Average Per Pass 6.3 8.1 Average Per Catch 12.1 15.0 Average Per Game 229.4 235.6 TDs Passing 15 20 TOTAL OFFENSE 3518 3259 Total Plays 660 628 Average Per Play 5.3 5.2 Average Per Game 390.9 362.1 KICK RETURNS: #-YARDS 33-700 37-687 PUNT RETURNS: #-YARDS 33-344 26-235 INT RETURNS: #-YARDS 6-29 12-72 KICK RETURN AVERAGE 21.2 18.6 PUNT RETURN AVERAGE 10.4 9.0 INT RETURN AVERAGE 4.8 6.0 FUMBLES-LOST 16-11 22-6 PENALTIES-YARDS 71-567 71-580 Average Per Game 63.0 64.4 PUNTS-YARDS 48-2055 61-2329 Average Per Punt 42.8 38.2 Net punt average 37.9 32.5 TIME OF POSSESSION/GAME 26:09 27:11 3RD-DOWN CONVERSIONS 66/149 51/142 3rd-Down Pct 44% 36% 4TH-DOWN CONVERSIONS 5/14 6/11 4th-Down Pct 36% 55% SACKS BY-YARDS 21-141 12-66 MISC YARDS 33 30 TOUCHDOWNS SCORED 34 35 FIELD GOALS-ATTEMPTS 8-12 10-12 PAT-ATTEMPTS 31-33 33-35 ATTENDANCE 47219 53824 Games/Avg Per Game 5/9444 4/13456 Neutral Site Games 0/0

SCORE BY QUARTERS 1st 2nd 3rd 4th OT Total Illinois State 45 92 37 84 3 261 Opponents 48 96 79 44 6 273

2004 ILLINOIS STATE FOOTBALL INDIVIDUAL STATS

RUSHING G Att Gain Loss Net Avg TD Long Avg/G Thompson,Brian 8 128 705 23 682 5.3 2 34 85.2 Johnson,Demetru 7 104 668 17 651 6.3 6 70 93.0 Newby,Earl 9 36 99 3 96 2.7 3 11 10.7 Bullock,LaShawn 7 14 56 7 49 3.5 0 15 7.0 Vaughan,Yance 9 46 126 87 39 0.8 6 12 4.3 Horton,Jason 7 1 8 0 8 8.0 0 8 1.1 Larson,Mike 9 4 4 0 4 1.0 0 3 0.4 Hill,Kyle 4 1 3 0 3 3.0 0 3 0.8 Drone,Luke 5 1 1 0 1 1.0 0 0 0.2 TEAM 6 4 0 44 -44 -11.0 0 0 -7.3 Total..... 9 339 1670 181 1489 4.4 17 70 165.4 Opponents..... 9 378 1579 340 1239 3.3 14 80 137.7

PASSING G Effic Att-Cmp-Int Pct Yds TD Lng Avg/G Vaughan,Yance 9 114.65 336-176-12 52.4 2148 16 74 238.7 TEAM 6 0.00 3-0-0 0.0 0 0 0 0.0 Drone,Luke 5 92.00 2-1-0 50.0 10 0 10 2.0 Johnson,Demetru 7 0.00 1-0-0 0.0 0 0 0 0.0 Total..... 9 113.18 342-177-12 51.8 2158 16 74 239.8 Opponents..... 9 142.83 268-145-6 54.1 2188 20 83 243.1

RECEIVING G No. Yds Avg TD Long Avg/G Robinson,Lauren 9 39 492 12.6 6 74 54.7 Barber,Ramon 8 29 323 11.1 2 38 40.4 Mickie,Kevett 9 28 467 16.7 2 50 51.9 Larson,Mike 9 22 249 11.3 1 37 27.7 Johnson,Demetru 7 20 167 8.4 0 38 23.9 Horton,Jason 7 15 239 15.9 4 42 34.1 Mordis,Dave 8 7 92 13.1 1 26 11.5 Thompson,Brian 8 5 52 10.4 0 16 6.5 Hill,Kyle 4 5 31 6.2 0 18 7.8 Busser,Brian 9 4 35 8.8 0 16 3.9 Bullock,LaShawn 7 2 2 1.0 0 1 0.3 Denley,Jonathan 7 1 9 9.0 0 9 1.3 Total..... 9 177 2158 12.2 16 74 239.8 Opponents..... 9 145 2188 15.1 20 83 243.1

PUNT RETURNS No. Yds Avg TD Long Hill,Kyle 14 163 11.6 0 66 Walkins,Joe 14 150 10.7 1 52 Passarelli,Dan 4 32 8.0 0 15 Bullock,LaShawn 1 -1 -1.0 0 0 Total..... 33 344 10.4 1 66 Opponents..... 26 235 9.0 0 47

INTERCEPTIONS No. Yds Avg TD Long Filin,Alex 3 29 9.7 0 28 Walkins,Joe 1 0 0.0 0 0 Oliver,Antwan 1 0 0.0 0 0 Allen-Gessesse 1 0 0.0 0 0 Total..... 6 29 4.8 0 28 Opponents..... 12 72 6.0 0 20

KICK RETURNS No. Yds Avg TD Long Walkins,Joe 12 281 23.4 0 41 Johnson,Demetru 7 117 16.7 0 31 Hill,Kyle 4 69 17.2 0 23 Horton,Jason 4 76 19.0 0 26 Borzick,Tristan 3 40 13.3 0 20 Bullock,LaShawn 2 116 58.0 1 97 Campbell,Niall 1 18 18.0 0 18 Rolle,William 1 11 11.0 0 11 Filin,Alex 1 5 5.0 0 5 Total..... 35 733 20.9 1 97 Opponents..... 38 716 18.8 1 100

FUMBLE RETURNS No. Yds Avg TD Long Temple,James 1 33 33.0 0 33 Total..... 1 33 33.0 0 33 Opponents..... 1 30 30.0 1 30

SCORING TD FGs Kick Rush Rcv Pass DXP Saf Points Carroll,Stephen 0 8-12 32-34 0-0 0 0-0 0 0 56 Robinson,Lauren 6 0-0 0-0 0-0 0 0-0 0 0 36 Vaughan,Yance 6 0-0 0-0 0-0 0 1-1 0 0 36 Johnson,Demetru 6 0-0 0-0 0-0 0 0-0 0 0 36 Horton,Jason 4 0-0 0-0 0-0 0 0-0 0 0 24 Newby,Earl 3 0-0 0-0 0-0 0 0-0 0 0 18 Mickie,Kevett 2 0-0 0-0 0-0 1 0-0 0 0 14 Thompson,Brian 2 0-0 0-0 0-0 0 0-0 0 0 12 Barber,Ramon 2 0-0 0-0 0-0 0 0-0 0 0 12 Larson,Mike 1 0-0 0-0 0-0 0 0-0 0 0 6 Bullock,LaShawn 1 0-0 0-0 0-0 0 0-0 0 0 6 Mordis,Dave 1 0-0 0-0 0-0 0 0-0 0 0 6 Walkins,Joe 1 0-0 0-0 0-0 0 0-0 0 0 6 Total..... 35 8-12 32-34 0-0 1 1-1 0 0 268 Opponents..... 36 11-13 34-36 0-0 0 0-0 0 0 283

TOTAL OFFENSE G Plays Rush Pass Total Avg/G Vaughan,Yance 9 382 39 2148 2187 243.0 Thompson,Brian 8 128 682 0 682 85.2 Johnson,Demetru 7 105 651 0 651 93.0 Newby,Earl 9 36 96 0 96 10.7 Bullock,LaShawn 7 14 49 0 49 7.0 Drone,Luke 5 3 1 10 11 2.2 Horton,Jason 7 1 8 0 8 1.1 Larson,Mike 9 4 4 0 4 0.4 Hill,Kyle 4 1 3 0 3 0.8 TEAM 6 7 -44 0 -44 -7.3 Total..... 9 681 1489 2158 3647 405.2 Opponents..... 9 646 1239 2188 3427 380.8


FIELD GOALS FGM-FGA Pct 01-19 20-29 30-39 40-49 50-99 Lg Blk Carroll,Stephen 8-12 66.7 1-1 1-1 5-7 1-3 0-0 48 1

FG SEQUENCE Illinois State Opponents SXU (21) - Minnesota 43,34 (39) Eastern Illinois - (28) Indiana State 37,(35) 32,(34),(36) SMS (38),(35) (45) Western Illinois (48) (31),(43) Youngstown State (19),(38),(31) (19),34 Western Kentucky 49 (29) Southern Illinois - (30),(31)

Numbers in parentheses indicate field goal was made.

PUNTING No. Yds Avg Long TB FC I20 Blkd Hoffman,Ryan 46 2042 44.4 70 7 0 14 1 TEAM 2 13 6.5 13 0 0 0 1 Total..... 48 2055 42.8 70 7 0 14 2 Opponents..... 61 2329 38.2 58 3 10 8 0

ALL PURPOSE G Rush Rec PR KOR IR Tot Avg/G Johnson,Demetru 7 651 167 0 117 0 935 133.6 Thompson,Brian 8 682 52 0 0 0 734 91.8 Robinson,Lauren 9 0 492 0 0 0 492 54.7 Mickie,Kevett 9 0 467 0 0 0 467 51.9 Walkins,Joe 9 0 0 150 281 0 431 47.9 Barber,Ramon 8 0 323 0 0 0 323 40.4 Horton,Jason 7 8 239 0 76 0 323 46.1 Hill,Kyle 4 3 31 163 69 0 266 66.5 Larson,Mike 9 4 249 0 0 0 253 28.1 Bullock,LaShawn 7 49 2 -1 116 0 166 23.7 Newby,Earl 9 96 0 0 0 0 96 10.7 Mordis,Dave 8 0 92 0 0 0 92 11.5 Borzick,Tristan 9 0 0 0 40 0 40 4.4 Vaughan,Yance 9 39 0 0 0 0 39 4.3 Busser,Brian 9 0 35 0 0 0 35 3.9 Filin,Alex 9 0 0 0 5 29 34 3.8 Passarelli,Dan 3 0 0 0 32 0 0 32 10.7 Campbell,Niall 9 0 0 0 18 0 18 2.0 Rolle,William 9 0 0 0 11 0 11 1.2 Denley,Jonathan 7 0 9 0 0 0 9 1.3 Drone,Luke 5 1 0 0 0 0 1 0.2 TEAM 6 -44 0 0 0 0 -44 -7.3 Total..... 9 1489 2158 344 733 29 4753 528.1 Opponents..... 9 1239 2188 235 716 72 4450 494.4



**2004 ILLINOIS STATE FOOTBALL DEFENSIVE STATS**

DEFENSIVE LEADERS	GP	TACKLES				SACKS		PASS DEF			FUMBLES		BLKD	
		SOLO	AST	TOTAL	TFL/YDS	NO-YARDS	INT-YDS	BRUP	QBH	RCV-YDS	FF	KICK	SAF	
46 Grigsby,Boomer	9	48	71	119	6.5-29	3.0-20	.	2	.	2-0	2	.	.	
40 Siskowic,Camero	9	31	44	75	5.5-29	1.0-16	.	1	.	.	1	.	.	
28 Temple,James	9	20	34	54	1.5-1	1.0-1	.	2	.	1-33	1	.	.	
36 Rolle,William	9	26	23	49	4.0-11	0.5-5	.	.	.	.	1	.	.	
21 Passarelli,Nick	9	24	24	48	6.0-28	3.5-23	.	1	.	.	1	.	.	
29 Caesar,Jesse	9	18	21	39	3.0-7	.	.	.	.	.	.	.	.	
92 Chrestman,Josh	9	16	17	33	7.5-28	3.0-19	.	.	.	.	1	.	.	
9 Walkins,Joe	9	21	9	30	1.0-1	.	1-0	11	.	.	.	.	.	
73 Martindale,Just	9	5	22	27	7.0-21	2.0-9	.	.	.	.	1	1	.	
94 Thomas,Jarek	8	6	20	26	3.5-16	2.0-12	.	3	.	.	.	.	.	
2 Oliver,Antwan	7	15	10	25	1.0-4	.	1-0	4	.	1-0	.	.	.	
3 Filin,Alex	9	14	10	24	1.0-2	.	3-29	.	.	.	.	.	.	
57 Hawkins,Brent	7	11	11	22	12.0-39	3.0-21	.	4	.	.	1	.	.	
24 Allen-Gessesse	8	11	10	21	0.5-1	.	1-0	3	.	.	1	.	.	
6 Stewart,Kye	5	9	11	20	2.5-12	1.0-7	.	.	.	.	.	.	.	
44 Campbell,Niall	9	3	16	19	1.0-6	.	.	.	.	1-0	.	.	.	
54 Splant,Rick	9	5	6	11	0.5-4	0.5-4	.	.	.	.	.	.	.	
59 Hronec,Bill	7	5	4	9	.	.	.	.	.	.	2	.	.	
91 Johnson,Nate	7	5	4	9	2.0-6	0.5-4	.	.	.	.	.	.	.	
37 Yearby,Sesamir	7	3	6	9	0.5-0	.	.	.	.	.	1	.	.	
27 Larick,Tyler	7	4	3	7	.	.	.	.	.	.	.	.	.	
98 Blough,Mike	7	1	5	6	0.5-0	.	.	1	.	.	.	.	.	
38 Borzick,Tristan	9	3	3	6	.	.	.	.	.	.	.	.	.	
4 Jackson,Pierre	7	3	2	5	.	.	.	.	.	1-0	.	.	.	
65 Thorne,Ryan	7	1	2	3	.	.	.	.	.	.	.	.	.	
25 Kittrell,Leon	6	2	1	3	.	.	.	.	.	.	.	.	.	
81 Robinson,Lauren	9	3	.	3	.	.	.	.	.	.	.	.	.	
89 Larson,Mike	9	3	.	3	.	.	.	.	.	.	.	.	.	
43 Weber,Jake	8	2	1	3	.	.	.	.	.	.	.	.	.	
86 Horton,Jason	7	1	1	2	.	.	.	.	.	.	.	.	.	
32 Newby,Earl	9	1	1	2	.	.	.	.	.	.	.	.	.	
13 Barber,Ramon	8	1	1	2	.	.	.	.	.	.	.	.	.	
95 Taylor,Robert	5	1	1	2	.	.	.	.	.	.	.	.	.	
14 Hoffman,Ryan	9	1	.	1	.	.	.	.	.	.	.	.	.	
55 Washington,Noah	7	.	1	1	.	.	.	.	.	.	.	.	.	
56 Givens,Darius	8	.	1	1	.	.	.	.	.	.	.	.	.	
52 Terrazas,Jesus	4	1	.	1	1.0-1	.	.	.	.	.	.	.	.	
90 Simnick,Dan	1	1	.	1	.	.	.	.	.	.	.	.	.	
87 Hayden,Marcus	4	1	.	1	.	.	.	.	.	.	.	.	.	
19 Drone,Luke	5	.	1	1	.	.	.	.	.	.	.	.	.	
67 Statz,Steve	8	1	.	1	.	.	.	.	.	.	.	.	.	
66 Wiggins,Isaiah	8	1	.	1	.	.	.	.	.	.	.	.	.	
34 Bullock,LaShawn	7	1	.	1	.	.	.	.	.	.	.	.	.	
78 Andersen,Kory	3	1	.	1	.	.	.	.	.	.	.	.	.	
18 Vaughan,Yance	9	1	.	1	.	.	.	.	.	.	.	.	.	
<b>Total.....</b>	<b>9</b>	<b>331</b>	<b>397</b>	<b>728</b>	<b>68-246</b>	<b>21-141</b>	<b>6-29</b>	<b>32</b>	<b>.</b>	<b>6-33</b>	<b>13</b>	<b>1</b>	<b>.</b>	
<b>Opponents.....</b>	<b>9</b>	<b>341</b>	<b>357</b>	<b>698</b>	<b>41.0-111</b>	<b>12-66</b>	<b>12-72</b>	<b>47</b>	<b>.</b>	<b>11-30</b>	<b>8</b>	<b>3</b>	<b>.</b>	



**GAME-BY-GAME INDIVIDUAL STATS**

**Rushing (Att.-Yds.-TD)**

Opponent	Bullock	D. Johnson	Newby	B. Thompson
St. Xavier	INJ.	17-161-3	14-48-0	3-2-0
@ Minnesota	INJ.	14-107-0	5-7-0	1-0-0
E. Illinois	3-2-0	20-70-0	5-7-1	0-0-0
@ Indiana St.	1-15-0	17-138-2	8-24-2	0-0-0
SMS	INJ.	23-129-1	3-8-0	22-151-1
@ W. Illinois	5-16-0	8-34-0	0-0-0	21-152-1
Y'town St.	2-12-0	INJ.	1-2-0	37-222-0
@ Western Ky.	2-8-0	5-15-0	0-0-0	21-67-0
S. Illinois	1-(-4)-0	INJ.	0-0-0	23-88-0
@ N. Iowa				
@ Fla. Atlantic				

**Passing (Comp.-Att.-Int.-Yds.-TD)**

Opponent	Drone	Vaughan
St. Xavier	1-2-0-10-0	13-20-0-225-2
@ Minnesota	0-0-0-0-0	33-57-2-372-2
E. Illinois	0-0-0-0-0	19-30-1-214-3
@ Indiana St.	0-0-0-0-0	29-53-2-348-1
SMS	0-0-0-0-0	22-36-2-171-1
@ W. Illinois	DNP	13-29-3-219-2
Y'town St.	DNP	14-31-1-166-1
@ Western Ky.	DNP	20-37-1-255-2
S. Illinois	0-0-0-0-0	43-13-0-178-2
@ N. Iowa		
@ Fla. Atlantic		

**Receiving (No.-Yds.-TD)**

Opponent	Barber	Hill	Horton	Larson	Mickle	Mordis	Robinson
St. Xavier	3-42-0	2-8-0	DNP	2-53-0	1-10-0	1-9-0	4-105-2
@ Minnesota	7-92-1	3-23-0	1-22-1	3-44-0	3-34-0	1-26-0	9-80-0
E. Illinois	4-59-0	0-0-0	3-36-1	4-64-0	1-19-0	1-2-1	2-22-1
@ Indiana St.	8-75-0	0-0-0	INJ.	3-24-0	6-104-0	0-0-0	5-61-1
SMS	1-9-0	INJ.	4-28-0	1-8-0	1-9-0	1-20-0	9-66-1
@ W. Illinois	0-0-0	INJ.	3-77-1	1-4-0	3-74-0	0-0-0	2-30-1
Y'town St.	2-9-0	INJ.	0-0-0	3-18-1	4-93-0	2-9-0	1-22-0
@ Western Ky.	4-37-1	INJ.	3-72-1	3-17-0	6-63-0	0-0-0	3-53-0
S. Illinois	INJ.	INJ.	1-4-0	2-17-0	3-61-2	1-26-0	4-53-0
@ N. Iowa							
@ Fla. Atlantic							

**Defense (Tackles-Sacks-Int.)**

Opponent	Allen-Gessesse	Blough	Caesar	Campbell	Chrestman	Filin	Grigsby	Hawkins	N. Johnson	Kittrell	Martindale	Oliver
St. Xavier	3-0-1	0-0-0	6-0-0	2-0-0	3-0-0	2-0-1	8-2-0	2-1-0	2-0-0	2-0-0	4-1-0	4-0-1
@ Minnesota	4-0-0	0-0-0	8-0-0	2-0-0	1-0-0	1-0-0	8-0-0	2-1-0	0-0-0	0-0-0	0-0-0	INJ.
E. Illinois	5-0-0	0-0-0	8-0-0	3-0-0	8-1-0	2-0-1	14-1-0	3-0-0	0-0-0	0-0-0	3-0-0	INJ.
@ Indiana St.	4-0-0	1-0-0	8-0-0	3-0-0	1-0-0	3-0-0	21-0-0	4-0-0	0-0-0	INJ.	5-0-0	1-0-0
SMS	0-0-0	1-0-0	3-0-0	2-0-0	2-0-0	5-0-0	12-0-0	INJ.	5-0-5-0	INJ.	4-1-0	3-0-0
@ W. Illinois	DNP	3-0-0	2-0-0	0-0-0	7-2-0	3-0-0	17-0-0	INJ.	1-0-0	0-0-0	3-0-0	5-0-0
Y'town St.	0-0-0	0-1-0	3-0-0	0-0-0	1-0-0	2-0-1	18-0-0	4-1-0	0-0-0	1-0-0	5-0-0	1-0-0
@ Western Ky.	0-0-0	INJ.	1-0-0	4-0-0	6-0-0	6-0-0	7-0-0	5-0-0	0-0-0	DNP	1-0-0	9-0-0
S. Illinois	5-0-0	INJ.	0-0-0	3-0-0	3-0-0	0-0-0	14-0-0	2-0-0	1-0-0	0-0-0	2-0-0	2-0-0
@ N. Iowa												
@ Fla. Atlantic												

Opponent	N. Passarelli	Rolle	Siskowic	Splant	Stewart	Taylor	Temple	Terrazas	Thomas	Walkins	Washington	Yearby
St. Xavier	4-1-0	5-0-0	5-0-0	3-0-0	6-1-0	0-0-0	4-0-0	1-0-0	2-0-0	4-0-0	1-0-0	4-0-0
@ Minnesota	3-0-0	5-0-0	3-0-0	0-0-0	6-0-0	1-0-0	5-0-0	DNP	1-0-0	6-0-0	0-0-0	1-0-0
E. Illinois	3-0-0	4-0-0	14-1-0	2-0-0	INJ.	0-0-0	5-1-0	0-0-0	6-1-0	7-0-0	0-0-0	0-0-0
@ Indiana St.	5-1-0	7-0-0	12-0-0	0-0-0	INJ.	DNP	12-0-0	0-0-0	4-0-0	0-0-0	DNP	0-0-0
SMS	4-0-0	4-0-5-0	12-0-0	1-0-0	INJ.	0-0-0	7-0-0	0-0-0	INJ.	1-0-0	0-0-0	0-0-0
@ W. Illinois	11-1-0	5-0-0	10-0-0	2-1-0	INJ.	DNP	3-0-0	DNP	4-0-0	4-0-0	DNP	1-0-0
Y'town St.	6-0-0	11-0-0	8-0-0	1-0-0	INJ.	DNP	5-0-0	DNP	6-0-0	1-0-0	0-0-0	2-0-0
@ Western Ky.	4-0-0	5-0-0	5-0-0	0-0-0	4-0-0	DNP	2-0-0	0-0-0	3-1-0	1-0-1	0-0-0	1-1-0
S. Illinois	8-1-0	3-0-0	6-0-0	1-0-0	2-0-0	DNP	11-0-0	0-0-0	2-0-0	6-0-0	0-0-0	0-0-0
@ N. Iowa												
@ Fla. Atlantic												

**POINTS OFF TURNOVERS**

Opponent	ISU's Scoring off TOs
St. Xavier	3 (1 FG)
@ Minnesota	7 (1 TD)
E. Illinois	14 (2 TDs)
@ Indiana St.	7 (1 TD)
SMS	7 (1 TD)
@ W. Illinois	0
Y'town St.	3 (1 FG)
@ Western Ky.	0
S. Illinois	0
@ N. Iowa	
@ Fla. Atlantic	
<b>Total</b>	<b>41 (5 TDs, 2 FGs)</b>

Opponent	Opponent Scoring off TOs
St. Xavier	7 (1 TD)
@ Minnesota	0
E. Illinois	14 (2 TDs)
@ Indiana St.	10 (1 TD, 1 FG)
SMS	7 (1 TD)
@ W. Illinois	7 (1 TD)
Y'town St.	10 (1 TD, 1 FG)
@ Western Ky.	0
S. Illinois	10 (1 TD, 1 FG)
@ N. Iowa	
@ Fla. Atlantic	
<b>Total</b>	<b>65 (8 TDs, 3 FGs)</b>



**ILLINOIS STATE'S RECORD WHEN ...**

Home .....	4-1
Road .....	0-4
Gateway .....	1-1
Grass .....	0-1
Turf .....	4-4
Day .....	2-4
Night .....	2-1
Score first .....	2-2
Opponent scores first .....	2-3
Leading after first quarter .....	1-1
Tied after first quarter .....	1-2
Trailing after first quarter .....	2-2
Leading at halftime .....	1-2
Tied at halftime .....	1-0
Trailing at halftime .....	2-3
Leading after third quarter .....	1-0
Tied after third quarter .....	1-0
Trailing after third quarter .....	2-5
Scoring 10 or less points .....	0-0
Scoring 11-20 points .....	0-1
Scoring 21-30 points .....	1-2
Scoring 31-40 points .....	2-2
Scoring 41 or more points .....	1-0
Allowing 10 or less points .....	0-0
Allowing 11-20 points .....	1-0
Allowing 21-30 points .....	1-1
Allowing 31-40 points .....	2-2
Allowing 41 or more points .....	0-2
Having less turnovers .....	2-0
Having more turnovers .....	2-4
Same number of turnovers .....	0-1
Scoring a defensive touchdown .....	0-0
Allowing a defensive touchdown .....	1-0
Scoring a special team touchdown .....	1-0
Allowing a special team touchdown .....	1-0
Rushing for under 100 yards .....	1-1
Rushing for 101-200 yards .....	1-3
Rushing for 201-300 yards .....	1-1
Rushing for over 300 yards .....	1-0
Passing for under 100 yards .....	0-0
Passing for 101-200 yards .....	2-1
Passing for 201-300 yards .....	2-2
Passing for over 300 yards .....	0-2
Allowing under 100 yards rushing .....	2-1
Allowing 101-200 yards rushing .....	2-3
Allowing 201-300 yards rushing .....	0-0
Allowing over 300 yards rushing .....	0-1
Allowing under 100 yards passing .....	0-0
Allowing 101-200 yards passing .....	2-1
Allowing 201-300 yards passing .....	2-1
Allowing over 300 yards passing .....	0-3

**ILLINOIS STATE SCORING PLAYS/DRIVES**

Qtr.	Opponent	Time	Scoring Play	Conversion	Plays-Yds.	TOP	Score
1	Saint Xavier	10:47	D. Johnson 70-yard run	Carroll kick	1-70	:13	7-0
1	Saint Xavier	5:57	Vaughan 2-yard run	Carroll kick	7-46	3:07	14-0
2	Saint Xavier	9:25	Robinson 17-yard pass from Vaughan	Kick failed	4-51	1:04	20-0
2	Saint Xavier	3:32	D. Johnson 5-yard run	Carroll kick	7-25	3:29	27-0
2	Saint Xavier	:49	D. Johnson 10-yard run	Carroll kick	7-71	2:13	34-0
3	Saint Xavier	7:53	Carroll 21-yard field goal		4-6	1:41	37-0
4	Saint Xavier	14:35	Robinson 74-yard pass from Vaughan	Carroll kick	1-74	:12	44-0
1	Minnesota	12:43	Barber 38-yard pass from Vaughan	Carroll kick	3-44	1:26	7-0
2	Minnesota	1:09	Horton 22-yard pass from Vaughan	Carroll kick	4-54	:48	14-14
4	Minnesota	9:17	Vaughan 1-yard run	Carroll kick	14-66	5:26	21-37
1	Eastern Illinois	2:36	Robinson 15-yard pass from Vaughan	Carroll kick	7-51	2:12	7-7
2	Eastern Illinois	9:20	Horton 13-yard pass from Vaughan	Carroll kick	9-60	4:31	14-7
3	Eastern Illinois	6:55	Mordis 2-yard pass from Vaughan	Carroll kick	3-11	1:22	21-14
4	Eastern Illinois	4:22	Newby 2-yard run	Carroll kick	8-80	1:57	28-31
4	Eastern Illinois	2:39	Vaughan 3-yard run	Carroll kick	5-22	1:38	35-31
2	Indiana State	3:39	Newby 1-yard run	Carroll kick	10-83	3:06	7-14
3	Indiana State	:21	Johnson 16-yard run	Carroll kick	8-78	2:58	14-28
4	Indiana State	12:30	Robinson 14-yard pass from Vaughan	Carroll kick	3-55	:57	21-28
4	Indiana State	7:59	Johnson 3-yard run	Carroll kick	8-38	2:37	28-28
4	Indiana State	1:59	Newby 6-yard run	Carroll kick	11-65	5:04	35-28
OT	Indiana State		Carroll 35-yard field goal				38-38
2	SMS	14:52	Johnson 30-yard run	Carroll kick	9-64	3:56	7-3
2	SMS	5:21	Carroll 38-yard field goal		10-44	4:07	10-10
2	SMS	1:35	Thompson 2-yard run	Carroll kick	7-58	2:01	17-17
3	SMS	3:29	Vaughan 1-yard run	Carroll kick	9-57	4:35	24-31
4	SMS	3:13	Robinson 9-yard pass from Vaughan	Carroll kick	15-99	5:13	31-31
4	SMS	:12	Carroll 35-yard field goal		11-63	1:26	34-31
1	Western Illinois	9:21	Carroll 48-yard field goal		5-18	1:09	3-0
1	Western Illinois	1:44	Thompson 18-yard run	Carroll kick	3-65	:51	10-7
2	Western Illinois	10:08	Robinson 14-yard pass from Vaughan	Carroll kick	8-80	3:48	17-7
2	Western Illinois	4:17	Vaughan 1-yard run	Carroll kick	4-17	1:11	24-14
4	Western Illinois	6:16	Horton 7-yard pass from Vaughan	Carroll kick	8-54	3:13	31-37
1	Youngstown St.	14:45	Bullock 97-yard kickoff return	Carroll kick			7-0
2	Youngstown St.	7:36	Larson 6-yard pass from Vaughan	Carroll kick	15-80	7:57	14-10
3	Youngstown St.	8:38	Carroll 19-yard field goal		10-66	4:19	17-17
3	Youngstown St.	3:45	Carroll 38-yard field goal		9-30	3:35	20-17
4	Youngstown St.	12:26	Walkins 52-yard punt return	Carroll kick			27-24
4	Youngstown St.	6:26	Carroll 31-yard field goal		6-19	2:57	30-24
2	Western Ky.	13:35	Barber 13-yard pass from Vaughan	Kick failed	14-80	5:33	6-7
2	Western Ky.	1:33	Horton 36-yard pass from Vaughan	Carroll kick	5-80	:39	13-10
4	Western Ky.	4:04	Vaughan 1-yard run	Mickle pass	14-74	4:09	21-24
3	Southern Illinois	1:34	Mickle 43-yard pass from Vaughan	Carroll kick	7-77	2:25	7-31
4	Southern Illinois	3:54	Mickle 10-yard pass from Vaughan	Carroll kick	12-84	4:27	14-41

**OPPONENT SCORING PLAYS/DRIVES**

Qtr.	Opponent	Time	Scoring Play	Conversion	Play-Yds.	TOP	Score
4	Saint Xavier	7:47	Doherty 6-yard pass from Raczka	Longest kick	10-73	3:16	44-7
4	Saint Xavier	2:19	Raczka 2-yard run	Longest kick	5-23	2:56	44-14
1	Minnesota	6:27	Ellerson 2-yard pass from Cupito	Lloyd kick	7-72	2:42	7-7
2	Minnesota	8:25	Barber 5-yard run	Lloyd kick	10-74	3:42	7-14
2	Minnesota	:19	Barber 10-yard run	Kick blocked	6-57	:50	14-20
3	Minnesota	10:17	Lloyd 39-yard field goal		7-31	3:21	14-23
3	Minnesota	6:04	Maroney 80-yard run	Lloyd kick	4-94	1:22	14-30
3	Minnesota	3:56	Wheelwright 80-yard pass from Cupito	Lloyd kick	1-80	:12	14-37
1	Eastern Illinois	8:55	Webb 1-yard run	Kuehn kick	14-80	6:05	0-7
2	Eastern Illinois	:22	Parsill 13-yard pass from Schabert	Kuehn kick	5-25	1:54	14-14
3	Eastern Illinois	1:10	Schabert 1-yard run	Kuehn kick	8-77	3:43	21-21
4	Eastern Illinois	7:12	Kuehn 28-yard field goal		12-83	6:12	21-24
3	Eastern Illinois	6:17	Day 30-yard fumble recovery	Kuehn kick			21-31
1	Indiana State	8:37	Petrowski 27-yard pass from Johnson	Hooper kick	15-82	6:23	0-7
2	Indiana State	6:50	Naves 57-yard pass from Johnson	Hooper kick	1-57	:12	0-14
3	Indiana State	9:16	Shields 6-yard run	Hooper kick	5-80	1:50	7-21
3	Indiana State	6:22	Montfort 3-yard run	Hooper kick	3-5	1:34	7-28
4	Indiana State	1:09	Logan 58-yard pass from Johnson	Hooper kick	4-80	:50	35-35
OT	Indiana State		Hooper 34-yard field goal				35-38
2OT	Indiana State		Hooper 36-yard field goal				38-41
1	SMS	10:09	Scifres 45-yard field goal		7-20	3:54	0-3
2	SMS	9:28	Rush 28-yard pass from Porter	Scifres kick	1-28	:06	7-10
2	SMS	3:41	Portee 3-yard run	Scifres kick	6-80	1:40	10-17
2	SMS	1:21	Rush 100-yard kickoff return	Scifres kick			17-24
3	SMS	10:57	Rush 16-yard pass from Porter	Scifres kick	3-32	:54	17-31
1	Western Illinois	2:35	Glasford 33-yard pass from LaFalce	Langan kick	6-58	2:22	3-7
2	Western Illinois	7:53	Norris 52-yard pass from LaFalce	Langan kick	5-50	2:15	17-14
2	Western Illinois	:17	LaFalce 2-yard run	Langan kick	13-84	4:00	24-21
3	Western Illinois	8:47	Yellin 1-yard pass from LaFalce	Kick failed	11-72	5:07	24-27
3	Western Illinois	3:45	Gray 83-yard pass from LaFalce	Langan kick	3-81	:23	24-34
4	Western Illinois	12:05	Langan 31-yard field goal		5-26	1:07	24-37
4	Western Illinois	2:44	Langan 43-yard field goal		7-53	3:32	31-40
1	Youngstown St.	11:37	Roberts 27-yard pass from Zetts	Terracina kick	8-82	3:07	7-7
1	Youngstown St.	7:49	Terracina 19-yard field goal		7-20	2:07	7-10
2	Youngstown St.	:54	Ison 3-yard pass from Zetts	Terracina kick	2-13	:12	14-17
3	Youngstown St.	:46	Cayson 13-yard run	Terracina kick	8-80	2:59	20-24
1	Western Ky.	4:08	Brunemann 6-yard pass from Haddix	James kick	6-52	2:36	0-7
2	Western Ky.,	9:07	James 29-yard field goal		11-63	4:23	6-10
3	Western Ky.	13:19	Willis 3-yard pass from Haddix	James kick	3-11	1:25	13-17
4	Western Ky.	10:40	Porter 9-yard run	James kick	8-33	4:20	13-24
2	Southern Illinois	13:26	Weishaar 12-yard pass from Sambursky	Coffin kick	6-40	2:49	0-7
2	Southern Illinois	6:35	Jackson 2-yard run	Coffin kick	5-71	1:27	0-14
2	Southern Illinois	:27	Allen 19-yard pass from Sambursky	Coffin kick	6-92	1:24	0-21
2	Southern Illinois	:02	Coffin 30-yard field goal		2-0	:08	0-24
3	Southern Illinois	4:05	Payne 24-yard pass from Sambursky	Coffin kick	6-65	2:14	0-31
4	Southern Illinois	14:36	Whitlock 15-yard run	Coffin kick	5-80	1:58	7-38
4	Southern Illinois	8:30	Coffin 31-yard field goal		8-53	2:44	7-41

**RANKING THE REDBIRDS NATIONALLY****Team Statistics**

Rushing Offense.....	41	165.44
Passing Offense.....	29	239.78
Total Offense.....	21	405.22
Scoring Offense.....	32	29.78
Rushing Defense.....	45	137.67
Pass Efficiency Defense.....	111	142.83
Total Defense.....	80	380.78
Scoring Defense.....	94	31.44
Net Punting.....	9	37.92
Punt Returns.....	34	10.42
Kickoff Returns.....	36	20.94
Turnover Margin.....	111	-1.22
Pass Defense.....	105	243.11
Passing Efficiency.....	74	113.22

**Individual Statistics in the Top 30**

Yance Vaughan - Total Offense.....	23	243.00
Ryan Hoffman - Punting.....	3	44.39
Joe Walkins - Punt Returns.....	26	10.71

**REDBIRD MILESTONES UNDER JOHNSON**

Here is a list of ISU players that have passed for 300 yards or rushed or caught 100 yards in Denver Johnson's tenure:

**100-Yard Rushing Games (34)**


239, Sha-Ron Edwards at SMS (11/8/03)
233, Sha-Ron Edwards vs. Western Ky. (10/18/03)
222, Brian Thompson vs. Youngstown State (10/23/04)
210, Quincy Washington vs. Quincy (9/7/02)
200, Willie Watts vs. Indiana State (11/10/01)
199, Sha-Ron Edwards vs. Indiana St. (11/15/03)
186, Willie Watts vs. EIU (11/11/00)
183, Sha-Ron Edwards at Y'town St. (10/25/03)
174, Willie Watts at WIU (11/4/00)
169, Q. Washington vs. Murray St. (9/21/02)
167, Quincy Washington vs. SMS (10/5/02)
161, Demetrius Johnson vs. Saint Xavier (9/2/04)
161, Willie Watts vs. SMS (11/18/00)
159, Demetrius Johnson at EIU (9/20/03)
158, Willie Watts vs. Northern Iowa (10/27/01)
158, Walter James at UNI (9/30/00)
156, Willie Watts at SEMO (9/16/00)
155, Willie Watts at Murray St. (8/8/01)
152, Brian Thompson at Western Illinois (10/16/04)
152, Sha-Ron Edwards vs. Drake (8/28/03)
151, Brian Thompson vs. SMS (10/9/04)
145, Willie Watts vs. W. Va. Tech (8/31/00)
139, Demetrius Johnson at Indiana State (10/2/04)
135, Willie Watts vs. SEMO (9/22/01)
132, Demetrius Johnson vs. Truman St. (9/13/03)
129, Demetrius Johnson vs. SMS (10/9/04)
127, Quincy Washington vs. WIU (10/12/02)
126, Quincy Washington vs. SIU (10/19/02)
110, Willie Watts vs. WKU (11/3/01)
109, Walter James vs. W. Va. Tech (8/31/00)
108, Walter James vs. YSU (10/7/00)
106, LaShawn Bullock at Y'town State (10/25/03)
104, Demetrius Johnson at Minnesota (9/11/04)
104, Quincy Washington at UNI (10/26/02)
101, Willie Watts vs. PV A&M (10/21/00)

**300-Yard Passing Games (6)**

385, Mike Souza at Illinois (9/6/03)
372, Yance Vaughan at Minnesota (9/11/04)
350, Kevin Glenn vs. SMS (11/18/00)
348, Yance Vaughan at Indiana State (10/2/04)
319, Dusty Burk vs. Northern Iowa (10/27/01)
310, Dusty Burk at Indiana St. (10/14/00)

**100-Yard Receiving Games (15)**

243, Dwayne Smith at Illinois (9/6/03)
183, Vito Golson vs. Northern Iowa (10/27/01)
136, Vito Golson at Indiana State (11/16/02)
136, Gerry Davis at UNI (9/30/00)
118, Dwayne Smith at Y'town St. (10/25/03)
115, Justin Frierson vs. W. Va. Tech (8/31/00)
113, Vito Golson vs. SIU (10/19/02)
110, Vito Golson vs. MSU (9/21/02)
109, Vito Golson at INS (10/14/00)
108, Dwayne Smith at SMS (11/8/03)
107, Mark Schaeve vs. WKU (11/3/01)
107, Steve Kostro vs. EIU (11/11/00)
105, Laurént Robinson vs. Saint Xavier (9/2/04)
105, Mark Schaeve vs. WIU (10/13/01)
104, Kevett Mickle at Indiana State (10/2/04)
102, Jon Laurenti vs. SMS (11/18/00)



**ILLINOIS STATE IN THE REDZONE**

Opponent	Times in 20	Times Scored	Total Pts.	Rush TDs	Pass TDs	Total TDs	FGs Made	FGA	– Failed to score inside 20 –					Game
									Downs	Int	Fum	Half		
Saint Xavier	5	5	30	3	1	4	1	0	0	0	0	0	0	0
at Minnesota	3	1	7	1	0	1	0	1	0	1	0	0	0	0
E. Illinois	5	5	35	2	3	5	0	0	0	0	0	0	0	0
at Indiana St.	7	6	38	4	1	5	1	1	0	0	0	0	0	0
SMS	5	5	27	2	1	3	2	0	0	0	0	0	0	0
at W. Illinois	4	4	28	2	2	4	0	0	0	0	0	0	0	0
Y'town St.	3	3	13	0	1	1	2	0	0	0	0	0	0	0
at Western Ky.	2	2	14	1	1	2	0	0	0	0	0	0	0	0
S. Illinois	1	1	7	0	1	1	0	0	0	0	0	0	0	0
at N. Iowa														
at Fla. Atlantic														
<b>Totals (91.4%)</b>	<b>35</b>	<b>32</b>	<b>199</b>	<b>15</b>	<b>11</b>	<b>26</b>	<b>6</b>	<b>2</b>	<b>0</b>	<b>1</b>	<b>0</b>	<b>0</b>	<b>0</b>	<b>0</b>

**OPPONENTS IN THE REDZONE**

Opponent	Times in 20	Times Scored	Total Pts.	Rush TDs	Pass TDs	Total TDs	FGs Made	FGA	– Failed to score inside 20 –					Game
									Downs	Int	Fum	Half		
Saint Xavier	4	2	14	1	1	2	0	0	1	1	0	0	0	0
at Minnesota	4	3	20	2	1	3	0	0	0	0	1	0	0	0
E. Illinois	5	4	24	2	1	3	1	0	1	0	0	0	0	0
at Indiana St.	4	3	17	2	0	2	1	1	0	0	0	0	0	0
SMS	3	2	14	1	1	2	0	0	0	0	1	0	0	0
at W. Illinois	4	4	19	1	1	2	2	0	0	0	0	0	0	0
Y'town St.	5	3	17	1	1	2	1	1	1	0	0	0	0	0
at Western Ky.	4	4	24	1	2	3	1	0	0	0	0	0	0	0
S. Illinois	6	6	34	2	2	4	2	0	0	0	0	0	0	0
at N. Iowa														
at Fla. Atlantic														
<b>Totals (79.5%)</b>	<b>39</b>	<b>31</b>	<b>183</b>	<b>13</b>	<b>10</b>	<b>23</b>	<b>8</b>	<b>2</b>	<b>3</b>	<b>1</b>	<b>2</b>	<b>0</b>	<b>0</b>	<b>0</b>

**GAME-BY-GAME (ISU/OPPONENT)**

Opponent	Score	1st Downs	Rushing	Passing	Pass Yards	Plays	Total Yards	Ret Yards	Pen Yards	TOs
Saint Xavier	44/14	15/13	37-217/39-(-55)	22-14-0/39-13-3	235/196	59/78	452/141	173/109	77/34	3/4
at Minnesota	21/37	26/23	30-108/42-303	59-33-2/23-11-0	372-206	89/65	480/509	109/101	76/93	2/1
E. Illinois	35/31	16/19	36-90/43-94	30-19-1/39-20-1	214/281	66/82	304/375	103/161	65/80	2/3
at Indiana St.	38/41	27/21	34-175/49-127	53-29-2/35-22-0	348/373	87/84	523/500	71/80	43/50	4/1
SMS	34/31	29/15	55-304/35-181	38-22-2/21-13-0	171/140	93/56	475/321	130/198	50/91	3/1
at W. Illinois	31/40	17/20	37-211/49-156	29-13-3/34-20-0	219/353	66/83	430/509	112/85	50/40	3/0
Y'town St.	30/24	20/19	44-197/38-158	31-14-1/29-15-1	166/173	75/67	363/331	239/80	100/25	3/1
at Western Ky.	21/24	21/16	38-82/40-84	37-20-1/23-14-1	255/159	75/63	337/243	20/179	65/102	1/1
S. Illinois	14/41	16/23	28-105/43-191	43-13-0/25-17-0	178/307	71/68	283/498	182/60	41/65	2/0
at N. Iowa										
at Fla. Atlantic										
<b>Totals</b>	<b>268/283</b>	<b>187/169</b>	<b>339-1489/378-1239</b>	<b>342-177-12/268-145-6</b>	<b>2158/2188</b>	<b>681/646</b>	<b>3647/3427</b>	<b>1139/1053</b>	<b>567/580</b>	<b>23/12</b>

**3<sup>RD</sup> DOWN CONVERSIONS (ISU/OPPONENT)**

Opponent	Score	Overall	1 <sup>st</sup> Qtr	2 <sup>nd</sup> Qtr	3 <sup>rd</sup> Qtr	4 <sup>th</sup> Qtr	OT
Saint Xavier	44/14	4-12/4-21	1-2/2-7	2-4/1-5	1-4/1-3	0-2/0-6	NA
at Minnesota	21/37	6-19/2-10	2-3/1-4	1-3/1-2	2-5/0-1	1-8/0-3	NA
E. Illinois	35/31	6-15/8-21	1-2/3-5	3-5/1-5	1-4/1-5	1-4/3-6	NA
at Indiana St.	38/41	10-19/9-20	0-2/6-8	2-3/1-4	2-6/2-4	5-6/0-2	1-2/0-2
SMS	34/31	14-22/3-10	3-6/1-3	3-5/1-2	2-5/0-3	6-6/1-2	NA
at W. Illinois	31/40	3-13/9-20	0-3/2-5	1-2/5-7	0-4/1-4	2-4/1-4	NA
Y'town St.	30/24	9-18/5-14	0-2/3-5	6-8/1-4	2-4/0-2	1-4/1-3	NA
at Western Ky.	21/24	10-18/8-16	2-4/2-3	4-4/2-4	0-4/2-4	4-6/2-5	NA
S. Illinois	14/41	8-18/4-13	1-4/1-4	0-4/1-3	3-5/1-3	4-5/1-3	NA
at N. Iowa							
at Fla. Atlantic							
<b>Totals</b>	<b>268/283</b>	<b>70-154/52-145</b>	<b>10-28/21-44</b>	<b>22-38/14-36</b>	<b>13-41/8-29</b>	<b>24-45/9-34</b>	<b>1-2/0-2</b>

**4<sup>TH</sup> DOWN CONVERSIONS (ISU/OPPONENT)**

Opponent	Score	Overall	1 <sup>st</sup> Qtr	2 <sup>nd</sup> Qtr	3 <sup>rd</sup> Qtr	4 <sup>th</sup> Qtr	OT
Saint Xavier	44/14	1-3/3-4	0-0/1-1	1-1/0-0	0-1/0-0	0-1/2-3	NA
at Minnesota	21/37	2-3/0-0	0-0/0-0	0-0/0-0	0-0/0-0	2-3/0-0	NA
E. Illinois	35/31	0-0/2-3	0-0/1-1	0-0/0-0	0-0/0-0	0-0/1-2	NA
at Indiana St.	38/41	0-0/0-0	0-0/0-0	0-0/0-0	0-0/0-0	0-0/0-0	0-0/0-0
SMS	34/31	1-2/0-1	1-1/0-1	0-0/0-0	0-1/0-0	0-0/0-0	NA
at W. Illinois	31/40	0-0/1-2	0-0/0-0	0-0/0-1	0-0/1-1	0-0/0-0	NA
Y'town St.	30/24	0-2/0-1	0-1/0-0	0-1/0-0	0-0/0-0	0-0/0-1	NA
at Western Ky.	21/24	1-2/0-0	0-0/0-0	0-0/0-0	1-1/0-0	0-1/0-0	NA
S. Illinois	14/41	0-3/0-0	0-0/0-0	0-1/0-0	0-1/0-0	0-1/0-0	NA
at N. Iowa							
at Fla. Atlantic							
<b>Totals</b>	<b>268/283</b>	<b>5-15/6-11</b>	<b>1-2/2-3</b>	<b>1-3/0-1</b>	<b>1-4/1-1</b>	<b>2-6/3-6</b>	<b>0-0/0-0</b>

**THE REDBIRD RECORD BOOK**

**ISU Career Tackles**

1. Galen Scott (1997-00).....579
2. Boomer Grigsby (2001-).....570

**ISU Career Average Tackles Per Game**

1. Boomer Grigsby (2001-).....13.3
2. Galen Scott (1997-00).....12.1

**ISU Career Tackles for Loss**

1. John Kropke (1984-87) .....54
2. Galen Scott (1997-00).....43
3. Boomer Grigsby (2001-).....39.5

**ISU Career Pass Break Ups**

1. Sam Young (1998-00) .....46
5. Gary Conley (1984-86).....20
- ▶▶ Antwan Oliver (2003-).....15
- ▶▶ Joe Walkins (2003-).....11

**ISU Passing Yards in a Season**

1. Kevin Glenn (1998) .....3,037
2. Kevin Glenn (1997) .....2,265
3. Yance Vaughan (2004).....2,148

**ISU TD Passes in a Season**

1. Kevin Glenn (1998) .....26
2. Dusty Burk (1999) .....19
3. John Coppens (1984).....17
- John Coppens (1983).....17
5. Yance Vaughan (2004).....16

**ISU Season TD Receptions**

1. Rickey Garrett (1998) .....13
2. Clarence Collins (1983).....11
3. Vito Golson (2001) .....8
- Kevin Glenn (1983) .....8
5. Laurént Robinson (2004) .....6

**ISU Career TD Receptions**

1. Rickey Garrett (1996-99).....22
4. Jacob Neite (1997-99).....11
5. Laurént Robinson (2003-).....9
- Dwayne Smith (2002-03).....9

**ISU Career Points Scored**

1. Stephen Carroll (2001-).....269
2. Todd Kurz (1993-96).....266

**ISU Career Kick Scoring**

1. Stephen Carroll (2001-).....269
2. Todd Kurz (1993-96).....266

**ISU Career Made Field Goals**

1. Todd Kurz (1993-96).....59
2. Paul Politi (1983-86).....50
3. Stephen Carroll (2001-).....48

**ISU Career Field Goal Percentage**

1. Stephen Carroll, 48-67 (2001-).....71.6
2. Rick Seitz, 34-49 (1987-90).....69.4

**ISU Career PATs**

1. Jake Strader (1997-00) .....141
2. Stephen Carroll (2001-).....125

**ISU Consecutive PATs Made**

1. Stephen Carroll (2001-04).....86
2. Paul Politi (1983-86).....85

**ISU Career PAT Percentage**

1. Paul Politi, 101-103 (1983-86).....981
2. Stephen Carroll, 125-128 (2001-).....977

**ISU Career Punting Average**

1. Ryan Hoffman, 5951/141 (2001-) .....42.2
2. Jake Strader (1997-00) .....40.9

**THE SPORTS NETWORK POLL**

Team (first place votes)	Pts.	Prv. Rank
1. Southern Illinois* (102)	2,667	1
2. Furman (3)	2,522	3
3. Sam Houston State (1)	2,366	4
4. James Madison (1)	2,250	7
5. Western Kentucky*	2,241	5
6. Georgia Southern	2,150	2
7. New Hampshire	1,887	8
8. Lehigh	1,783	9
9. Montana	1,757	10
10. William & Mary	1,566	13
11. Delaware	1,561	6
12. Wofford	1,542	12
13. Hampton	1,399	14
14. Jacksonville State	1,253	15
15. Harvard	1,160	16
16. Eastern Washington	991	21
17. Penn	955	20
18. Cal Poly	828	11
19. Northwestern State	626	22
20. Alabama State	502	25
21. UC Davis	494	23
22. Colgate	436	24
23. Montana State	314	17
24. Coastal Carolina	261	NR
25. Southern	225	NR

\*Gateway Football Conference member  
Illinois State opponent

**ESPN/USA TODAY POLL**

1. Southern Illinois* (39)	1,020	1
2. Furman	968	3
3. Sam Houston State (1)	894	4
4. James Madison (1)	868	7
5. Western Kentucky*	862	5
6. Georgia Southern	813	2
7. New Hampshire	762	8
8. Montana	658	9
9. Lehigh	645	12
10. William & Mary	620	13
11. Delaware	593	6
12. Wofford	579	10
13. Hampton	555	14
14. Jacksonville State	447	16
15. Harvard	444	15
16. Eastern Washington	392	21
17. Pennsylvania	362	19
18. Cal Poly (2)	330	11
19. Northwestern State	256	22
20. UC Davis	242	23
21. Alabama State	183	24
22. Montana State	141	18
23. Colgate	130	25
24. Southern	73	NR
25. South Carolina State	67	NR

\*Gateway Football Conference member  
Illinois State opponent

**REDBIRDS IN THE POLLS**

	TSN	USA Today/ESPN
Pre-season	RV (26)	RV (6)
Week 1	RV (26)	No Poll
Week 2	RV (37)	RV (25)
Week 3	RV (53)	RV (24)
Week 4	RV (58)	RV (25)
Week 5	NR	NR
Week 6	RV (10)	RV (6)
Week 7	NR	NR
Week 8	NR	NR
Week 9	NR	NR
Week 10	NR	NR

**THE LAST TIME ILLINOIS STATE...**

**Had Two 100-Yard Rushers:** Brian Thompson (151) and Demetrus Johnson (129) vs. SMS, 10/9/04

**Had a 70-Yard Run:** 70, Demetrus Johnson vs. Saint Xavier, 9/2/04

**Had a 70-Yard Pass Completion:** 74, Yance Vaughan to Laurént Robinson vs. Saint Xavier, 9/2/04

**Had a 200-Yard Rusher:** 222, Brian Thompson vs. Youngstown State, 10/23/04

**Had a 300-Yard Passer:** 348, Yance Vaughan at Indiana State, 10/2/04

**Had a Player with 300 Yards Total Offense:** 348, Yance Vaughan at Indiana State, 10/2/04

**Had a Player with 10 Receptions:** 14, Dwayne Smith at Illinois, 9/6/03

**Had a Player with 100 Yards Receiving:** 104, Kevett Mickle at Indiana State, 10/2/04

**Had a Player Score 3 TDs:** 3, Demetrus Johnson vs. Saint Xavier, 9/2/04

**Had a Player Pass for 3 TDs:** 3, Yance Vaughan vs. Eastern Illinois, 9/18/04

**Had a Player Rush for 3 TDs:** 3, Demetrus Johnson vs. Saint Xavier, 9/2/04

**Had a Player Kick 3 FGs:** 3, Stephen Carroll vs. Youngstown State, 10/23/04

**Had a Player Kick a 50-Yard FG:** 50, Stephen Carroll at Southern Illinois, 10/14/03

**Had an Interception Returned for a TD:** Scott Cook (12 yards) vs. Prairie View A&M, 10/21/00

**Had a Fumble Return for a TD:** Andrew Papoccia (18 yards) vs. Indiana State, 11-15-03

**Had a Kickoff Return for a TD:** LaShawn Bullock (97 yards) vs. Youngstown State, 10/23/04

**Had a Punt Return for a TD:** Joe Walkins (52 yards) vs. Youngstown State, 10/23/04

**Had a Player Return a Blocked FG for a TD:** Armando Andrade (85 yards) vs. West Virginia Tech, 8/31/00

**Had a Player Return a Blocked Punt for a TD:** Justin Frierson (28 yards) vs. Prairie View A&M, 10/21/00

**Had a Player with 20 Tackles:** 21, Boomer Grigsby at Indiana State, 10/2/04

**Had 400 Yards Rushing:** 405 vs. Youngstown State, 11/14/98

**Had 300 Yards Rushing:** 304 vs. SMS, 10/9/04

**Had 400 Yards Passing:** 406 vs. Truman State, 9/2/99

**Had 300 Yards Passing:** 348 at Indiana State, 10/2/04

**Had 500 Yards Total Offense:** 524 at SMS, 11/8/03

**Had 30 First Downs:** 32 at Youngstown St., 10/25/03

**Had 50 Points:** 55 vs. Quincy, 9/7/02

**Had 5 Fumbles Lost:** 5 vs. Western Michigan, 9/17/88

**Had Scored a Safety:** at Youngstown State (sacked punter), 10/25/03

**Shut out an Opponent:** Illinois State 64, Prairie View A&M 0, 10/21/00

**Was Shut Out:** Western Kentucky 9, Illinois State 0, 11/2/02

**Held an Opponent Below 200 Total Yards:** 141, Saint Xavier, 9/2/04

**Held an Opponent Below 100 Yards Rushing:** 84, Western Kentucky, 10/30/04

**Held an Opponent Below 50 Yards Rushing:** (-55), Saint Xavier, 9/2/04

**Held an Opponent Below 100 Yards Passing:** 90 vs. Western Illinois, 11/01/03

**Held an Opponent Below 50 Yards Passing:** 24, Quincy, 9/7/02

## Illinois State 44, Saint Xavier 14

September 2, 2004 • Normal, Ill. • Hancock Stadium  
Attendance: 7,573

### ► GAME SUMMARY

#### *Birds Top Saint Xavier in Season Opener*

**NORMAL, Ill.** – Behind a balanced running attack, the Illinois State football team wasted little time taking control of its home opener, beating Saint Xavier 44-14 Thursday night in front of 7,573 spectators at Hancock Stadium.

The Redbirds moved to 1-0 on the season, and 3-2 in season openers during the Denver Johnson era.

Demetrius Johnson (17 carries, 161 yards, 2 touchdowns) got the Redbirds rolling on their first play from scrimmage, scampering 70 yards through the Cougar defense for a touchdown and an early 7-0 lead. Johnson finished the first quarter with 108 rushing yards.

After Yance Vaughan (13-20, 225 yards, 2 TDs) put Illinois State up 14-0, Antwan Oliver stalled the ensuing Saint Xavier drive with his second career interception as a Redbird, which resulted in a touchdown.

The 'Birds took a 20-0 lead when Vaughan threw his first career touchdown pass on a fade route to Laurént Robinson (4 catches, 105 yards, 2 TDs) from 17 yards out. Stephen Carroll's streak of consecutive PAT's made ended at 86 when he missed the extra point. It was the first miss by Carroll since October 13, 2001, and only the second miss of his career.

With a 34-0 lead at halftime, Illinois State began the second half with Boomer Grigsby recovering a Saint Xavier fumble, which led to a 21-yard field goal by Carroll.

Vaughan connected with a wide-open Robinson for a 74-yard touchdown catch and a 44-0 lead.

Tom Raczka's six-yard scoring pass to Jim Doherty with 7:47 left in the game ended the shutout.



### ► SCORING SUMMARY

SCOREBOARD	1	2	3	4	FINAL
Saint Xavier (0-1)	0	0	0	14	14
ILLINOIS STATE (1-0)	14	20	3	7	44

#### FIRST QUARTER

ISU – D. Johnson 70-yard run (Carroll kick), 10:47  
ISU – Vaughan 2-yard run (Carroll kick), 5:57

#### SECOND QUARTER

ISU – Robinson 17-yard pass from Vaughan (kick failed), 9:25  
ISU – D. Johnson 5-yard run (Carroll kick), 3:32  
ISU – D. Johnson 10-yard run (Carroll kick), :49

#### THIRD QUARTER

ISU – Carroll 21-yard field goal, 7:53

#### FOURTH QUARTER

ISU – Robinson 74-yard pass from Vaughan (Carroll kick), 14:35  
ISU – Doherty 6-yard pass from Raczka (Longest kick), 7:47  
SXU – Raczka 2-yard run (Longest kick), 2:19

### ► TEAM STATISTICS

	SXU	ISU
First Downs	13	15
Rushing Attempts-Yards	39-(55)	37-217
Passing	13-39-3	14-22-0
Passing Yards	196	235
Total Offense	141	452
Fumbles-Lost	5-1	3-3
Penalties-Yards	5-34	13-77
Time of Possession	35:27	24:33

### ► INDIVIDUAL STATISTICS

**RUSHING:** (SXU) – Schillo 19-21, Rodriguez 9-3, Gerritsen 1(-1), Raczka 2(-5), Perryman 6(-22), Team 2(-51). (ISU) – D. Johnson 17-161, Newby 14-48, Hill 1-3, Vaughan 1-2, Thompson 3-2, Drone 1-1.

**PASSING:** (SXU) – Perryman 8-25-1-77, Raczka 5-13-2-119, Gerritsen 0-1-0-0. (ISU) – Vaughan 13-20-0-225, Drone 1-2-0-10.

**RECEIVING:** (SXU) – Nowman 5-56, Michelin 2-49, Doherty 2-38, Gerritsen 2-28, Trubich 1-15, Ricca 1-10. (ISU) – Robinson 4-105, Barber 3-42, Larson 2-53, Hill 2-8, Mickle 1-10, Mordis 1-9, D. Johnson 1-8.

**TACKLE LEADERS:** (SXU) – Derry 3-6-9, Adams 2-7-9, Runyon 4-4-8, King 2-5-7, Angone 2-4-6. (ISU) – Grigsby 2-6-8, Caesar 3-3-6, Stewart 2-4-6, Siskovic 2-3-5, Rolle 0-5-5.

## #22 Minnesota 37, Illinois State 21

September 11, 2004 • Minneapolis, Minn. • HHH Metrodome  
Attendance: 34,006

### ► GAME SUMMARY

#### *Redbirds Hang Tough in Loss to #22 Minnesota*

**MINNEAPOLIS, Minn.** – For nearly three quarters Saturday, the Illinois State football team kept the score close against Minnesota, but the Gophers, behind a pair of 80-yard scoring plays, pulled ahead and avoided the upset, winning 37-21.

Illinois State set the tone almost immediately and sent a message to the Gophers that the game was not going to be an easy one. On Minnesota's first play from scrimmage, Redbird linebacker Kye Stewart brought down Gopher running back Marion Barber for a 3-yard loss, leading to a three-and-out series.

On the 'Birds' ensuing drive, Yance Vaughan (33-57, 372 yards, 2 TD's, 2 INT's) connected with Ramon Barber who ran 43 yards down the Minnesota sideline and into the end zone for an early 7-0 lead.

Minnesota got on the board with 6:27 left in the first quarter on a seven-play 72-yard scoring drive. Bryan Cupito connected with Jared Ellerson on a 2-yard strike, tying the game, 7-7.

Trumaine Banks stalled the Redbirds' next drive with an interception in the end zone on a pass intended for Laurént Robinson (9 catches, 80 yards). Marion Barber put the Gophers ahead with 8:25 left in the first half on a 5-yard touchdown run up the middle, making the score 14-7.

A 23-yard touchdown pass from Vaughan to Jason Horton in one-on-one coverage tied the game at 14. The Gophers regained the lead just before the half when their two-minute drill resulted in a 10-yard touchdown run by Barber. Justin Martindale blocked the extra point, but the Gophers held a 20-14 halftime lead.

Minnesota pulled farther ahead in the second half with a field goal and an 80-yard touchdown run by Laurence Maroney. An 80-yard strike from Cupito to Ernie Wheelwright put the Gophers up 37-14.

James Temple stripped Justine Valentine of the ball at the Minnesota goal line and a roughing the kicker penalty set up the 'Birds' final touchdown. Vaughan ran in a quarterback keeper from one yard out for the game's final score.

Demetrius Johnson was the leading rusher for the Redbirds, carrying 14 times for 104 yards.



### ► SCORING SUMMARY

SCOREBOARD	1	2	3	4	FINAL
ILLINOIS STATE (1-1)	7	7	0	7	21
#22 Minnesota (2-0)	7	13	17	0	37

#### FIRST QUARTER

ISU – Barber 38-yard pass from Vaughan (Carroll kick), 12:43  
MIN – Ellerson 2-yard pass from Cupito (Lloyd kick), 6:27

#### SECOND QUARTER

MIN – Barber 5-yard run (Lloyd kick), 8:25  
ISU – Horton 22-yard pass from Vaughan (Carroll kick), 1:09  
MIN – Barber 10-yard run (kick blocked), :19

#### THIRD QUARTER

MIN – Lloyd 39-yard field goal, 10:07  
MIN – Maroney 80-yard run (Lloyd kick), 6:04  
MIN – Wheelwright 80-yard pass from Cupito (Lloyd kick), 3:56

#### FOURTH QUARTER

ISU – Vaughan 1-yard run (Carroll kick), 9:17

### ► TEAM STATISTICS

	ISU	MIN
First Downs	26	23
Rushing Attempts-Yards	30-108	42-303
Passing	33-59-2	11-23-0
Passing Yards	372	206
Total Offense	480	509
Fumbles-Lost	2-0	2-1
Penalties-Yards	10-76	12-93
Time of Possession	33:57	26:03

### ► INDIVIDUAL STATISTICS

**RUSHING:** (ISU) – Johnson 14-104, Newby 5-7, Larson 2-1, Thompson 1-0, Vaughan 8(-4). (MIN) – Barber 18-149, Maroney 18-141, Valentine 2-6, Cupito 2-4, Ellerson 2-3.

**PASSING:** (ISU) – Vaughan 33-57-2-372. (MIN) – Cupito 10-22-0-204, Barber 1-1-0-2.

**RECEIVING:** (ISU) – Robinson 9-80, Barber 7-92, Johnson 6-51, Larson 3-44, Mickle 3-34, Hill 3-23, Mordis 1-26, Horton 1-22. (MIN) – Ellerson 6-62, Wallace 2-28, Wheelwright 1-80, Valentine 1-34, Cupito 1-2.

**TACKLE LEADERS:** (ISU) – Grigsby 8-0-8, Caesar 5-3-8, Walkins 6-0-6, Stewart 4-2-6, Rolle 4-1-5. (MIN) – McKenzie 8-1-9, Pawliski 5-4-9, Banks 8-0-8, Campbell 7-1-8, Fraley 3-4-7.

## Illinois State 35, Eastern Illinois 31

September 18, 2004 • Normal, Ill. • Hancock Stadium  
Attendance: 9,152

### ► GAME SUMMARY

#### *Fourth Quarter Comeback Leads 'Birds to 35-31 Win*

**NORMAL, Ill.** – Despite a fourth quarter deficit, the Illinois State football team came back on two late touchdowns, which resulted in a 35-31 victory Saturday at Hancock Stadium.

Eastern Illinois (0-2) got on the board first when quarterback Andrew Harris executed a 14-play, 80-yard opening drive, resulting in a 1-yard touchdown run by Vincent Webb on fourth-and-goal.

The Panthers went three-and-out on their next possession with Boomer Grigsby and James Temple each picking up a sack. The defensive stop led to the Redbirds' first score when Laurént Robinson (2 catches, 22 yards) made a leaping grab in the corner of the end zone for a 15-yard touchdown catch from Yance Vaughan (19-30, 214 yards, 3 TDs), tying the game 7-7.

Illinois State (2-1) took the lead 14-7, after Vaughan connected with Jason Horton (3 catches, 36 yards), but a Ben Brown interception on Vaughan late in the second quarter led to an Adam Parsill touchdown catch, tying the game 14-14.

The Redbirds quickly regained the momentum when Josh Chrestman's sack and forced fumble on Harris resulted in a Grigsby recovery at the Panther 11. The turnover resulted in another score for the Redbirds. Dave Mordis hauled in Vaughan's third touchdown pass of the game from 2-yards out, giving the Redbirds a 21-14 lead.

A third quarter touchdown and fourth quarter field goal put the Panthers up 24-21, and they were given some breathing room when Chad Cleveland forced a LaShawn Bullock fumble at the Illinois State 30. The ball sailed into the hands of Jamarr Day, who ran 30 yards down the sideline and into the end zone for a 30-21 lead.

However, the Redbirds gained the lead back on two touchdowns, one a 2-yard run by Earl Newby, the other a 3-yard quarterback keeper by Vaughan, making the score 35-31. The Vaughan touchdown was set up when Eastern Illinois fumbled a kickoff at their own 22, which was recovered by Pierre Jackson.



### ► SCORING SUMMARY

SCOREBOARD	1	2	3	4	FINAL
Eastern Illinois (0-2)	7	7	7	10	31
ILLINOIS STATE (2-1)	7	7	7	14	35

#### FIRST QUARTER

EIU – Webb 1-yard run (Kuehn kick), 8:55  
ISU – Robinson 15-yard pass from Vaughan (Carroll kick), 2:36

#### SECOND QUARTER

ISU – Horton 13-yard pass from Vaughan (Carroll kick), 9:20  
EIU – Parsill 13-yard pass from Schabert (Kuehn kick), :22

#### THIRD QUARTER

ISU – Mordis 2-yard pass from Vaughan (Carroll kick), 6:55  
EIU – Schabert 1-yard run (Kuehn kick), 1:10

#### FOURTH QUARTER

EIU – Kuehn 28-yard field goal, 7:12  
EIU – Day 30-yard fumble recovery (Kuehn kick), 6:17  
ISU – Newby 2-yard run (Carroll kick), 4:22  
ISU – Vaughan 3-yard run (Carroll kick), 2:39

### ► TEAM STATISTICS

	EIU	ISU
First Downs	19	16
Rushing Attempts-Yards	43-94	36-90
Passing	20-39-1	19-30-1
Passing Yards	281	214
Total Offense	375	304
Fumbles-Lost	5-2	1-1
Penalties-Yards	11-80	6-65
Time of Possession	34:05	25:50

### ► INDIVIDUAL STATISTICS

**RUSHING:** (EIU) – Webb 23-65, Schabert 4-32, Adeniji 7-21, Harris 9(-24). (ISU) – Johnson 20-70, Vaughan 5-16, Newby 5-7, Bullock 3-2, Team 3(-5).

**PASSING:** (EIU) – Shabert 14-28-1-225, Harris 6-11-0-56. (ISU) – Vaughan 19-30-1-214.

**RECEIVING:** (EIU) – Voss 6-79, Duhai 4-68, Webb 3-27, Berdis 2-55, Parsill 2-19, Moble 2-15, Robinson 1-18. (ISU) – Larson 4-64, Barber 4-59, Horton 3-36, Johnson 3-11, Robinson 2-22, Mickle 1-19, Mordis 1-2, Bullock 1-1.

**TACKLE LEADERS:** (EIU) – Day 3-6-9, Burger 5-2-7, Brown 4-2-6, Cleveland 2-4-6, Lorick 4-0-4. (ISU) – Grigsby 4-10-14, Siskovic 4-10-14, Chrestman 4-4-8, Caesar 4-4-8, Walkins 2-5-7.



**Indiana St. 41, Illinois State 38 (2ot)**

October 2, 2004 • Terre Haute, Ind. • Memorial Stadium  
Attendance: 2,825

**▶ GAME SUMMARY****Redbirds Fall to Indiana State 41-38, in Double OT**

TERRE HAUTE, Ind. – Illinois State fought back from a 21-point deficit late in the fourth quarter and eventually took a seven-point lead, but an Earl Newby fumble at the one-yard line in the second overtime period led to Indiana State's Kyle Hooper's 36-yard game-winning field goal to give the Sycamores a 41-38 victory in front of 2,825 at Memorial Stadium.

Indiana State struck first, scoring on the opening possession of the game. Jamie Petrowski scored on a 27-yard pass from Phillip Johnson with 8:37 left to take a 7-0 lead early. The Sycamore scoring drive was 15 plays, 82 yards, 6:23 off the clock. Indiana State stifled the Illinois State offense, allowing the Birds possession of the ball for just 2:33 in the first quarter.

Three Redbird miscues (fumble, blocked punt and blocked field goal) all resulted in Indiana State touchdowns giving the Sycamores a 28-7 lead midway through the third quarter.

The Redbirds ended the third quarter with a flurry of activity and carried it into the fourth quarter. Laurent Robinson helped the Redbirds cut the lead to seven on a 14-yard pass from Yance Vaughan with 12:30 left in the fourth quarter. Then Boomer Grigsby's strip and Antwan Oliver's recovery of an Indiana State fumble at the Sycamore 39-yard line led to a three-yard, game-tying touchdown run by Johnson with 7:59 left in the game.

Newby put Illinois State on top with his second touchdown of the game with 1:59 left on a six-yard run to give the Birds a 35-28 advantage. But Indiana State's Sam Logan was left alone down field on the Sycamore's next possession and scored on a 58-yard pass with 1:09 left to tie the game once again and send it to overtime.

In the first overtime, Hooper and Stephen Carroll traded field goals to force the second extra period.

**▶ SCORING SUMMARY**

SCOREBOARD	1	2	3	4	OT	FINAL
ILLINOIS STATE (2-2)	0	7	7	21	3	38
Indiana State (4-1)	7	7	14	7	6	41

**FIRST QUARTER**

INS – Petrowski 27-yard pass from Johnson (Hooper kick), 8:37

**SECOND QUARTER**

INS – Naves 57-yard pass from Johnson (Hooper kick), 6:50

ILS – Newby 1-yard run (Carroll kick), 3:39

**THIRD QUARTER**

INS – Shields 6-yard run (Hooper kick), 9:16

INS – Montfort 3-yard run (Hooper kick), 6:22

ILS – Johnson 16-yard run (Carroll kick), :21

**FOURTH QUARTER**

ILS – Robinson 14-yard pass from Vaughan (Carroll kick), 12:30

ILS – Johnson 3-yard run (Carroll kick), 7:59

ILS – Newby 6-yard run (Carroll kick), 1:59

INS – Logan 58-yard pass from Johnson, 1:09

**OVERTIME**

INS – Hooper 34-yard field goal

ILS – Carroll 35-yard field goal

INS – Hooper 36-yard field goal

**▶ TEAM STATISTICS**

	ILS	INS
First Downs	27	21
Rushing Attempts-Yards	34-175	49-127
Passing	29-53-2	22-35-0
Passing Yards	348	373
Total Offense	523	500
Fumbles-Lost	2-2	1-1
Penalties-Yards	5-43	6-50
Time of Possession	27:40	32:20

**▶ INDIVIDUAL STATISTICS**

**RUSHING:** (ILS) – Johnson 18-139, Newby 723, Bullock 1-15, Larson 1-0, Vaughan 7(-2). (INS) – Montfort 29-72, Shields 10-28, Johnson 7-22, Sample 3-5.

**PASSING:** (ILS) – Vaughan 29-53-2-348. (INS) – Johnson 22-35-0-373.

**RECEIVING:** (ILS) – Barber 8-75, Mickle 6-104, Robinson 5-61, Johnson 4-63, Larson 3-24, Busser 3-21. (INS) – Logan 5-161, Beste 5-47, Naves 4-98, Montfort 3-16, Petrowski 2-30, Shields 2-13, Braden 1-8.

**TACKLE LEADERS:** (ILS) – Grigsby 6-15-21, Siskowic 7-5-12, Temple 5-7-12, Caesar 3-5-8, Rolle 4-3-7. (INS) – Howard 9-5-14, Gooden 3-6-9, Williams 5-3-8, English-Malone 4-4-8, Jordan 4-3-7.

**Illinois State 34, SMS 31**

October 9, 2004 • Normal, Ill. • Hancock Stadium  
Attendance: 12,196

**▶ GAME SUMMARY****Carroll Field Goal Gives ISU 24-31 Win Over SMS**

NORMAL, Ill. – A 35-yard game-winning field goal by Stephen Carroll with 12 seconds left gave the Illinois State football team a 34-31 victory over the SMS Bears on Family Day at Hancock Stadium Saturday.

The Redbirds move to 3-2 on the season and 1-1 in the Gateway Football Conference, while SMS drops to 4-2 and 1-1 in the Gateway.

SMS got on the board first after Steve Watson's blocked punt on Ryan Hoffman led to a 45-yard field goal by Jon Scifres, putting the Bears up 3-0.

Eight seconds into the second quarter Demetrius Johnson scampered 30 yards, breaking several tackles along the way, before finding his way into the end zone for a 7-3 Redbird lead.

Another miscue on special teams led to the Bears' first touchdown at 9:28 in the second quarter. Jovon Lewis forced and recovered a fumble at the ISU 28-yard line after Dan Passarelli was unable to handle the punt. The turnover led to an A.J. Porter 28-yard scoring strike to Steven Rush.

After a 3-yard touchdown run by Preston Portee put the Bears up 17-10, the Redbirds tied the game just before halftime on a 2-yard touchdown run by Brian Thompson. But the Bears regained the lead when Rush's 100-yard kick-off return gave SMS a 24-17 halftime lead.

The Bears extended their lead at the beginning of the third quarter with a 16-yard touchdown pass from Porter to Rush, putting SMS up 31-17.

A 2-yard touchdown run by Yance Vaughan cut the SMS lead to 31-24. Illinois State stalled an SMS drive midway through the fourth quarter when Niall Campbell recovered a Cody Pratt fumble on the ISU 2-yard line. That turnover led to a 15-play, 99-yard scoring drive that resulted in a 9-yard touchdown catch by Laurent Robinson, tying the game at 31 apiece.

The Redbirds will be on the road next weekend on Saturday at 1:05 p.m. as they take on Western Illinois in Macomb.

**▶ SCORING SUMMARY**

SCOREBOARD	1	2	3	4	FINAL
SMS (4-2)	3	21	7	0	31
ILLINOIS STATE (3-2)	0	17	7	10	34

**FIRST QUARTER**

SMS – Scifres 45-yard field goal, 10:09

**SECOND QUARTER**

ILS – Johnson 30-yard run (Carroll kick), 14:52

SMS – Rush 28-yard pass from Porter (Scifres kick), 9:28

ILS – Carroll 38-yard field goal, 5:21

SMS – Portee 2-yard run (Scifres kick), 3:41

ILS – Thompson 2-yard run (Carroll kick), 1:35

SMS – Rush 100-yard kickoff return (Scifres kick), 1:21

**THIRD QUARTER**

SMS – Rush 16-yard pass from Porter (Scifres kick), 10:57

ILS – Vaughan 1-yard run (Carroll kick), 3:29

**FOURTH QUARTER**

ILS – Robinson 9-yard pass from Vaughan (Carroll kick), 3:13

ILS – Carroll 35-yard field goal, :12

**▶ TEAM STATISTICS**

	SMS	ILS
First Downs	15	29
Rushing Attempts-Yards	35-181	55-304
Passing	13-21-0	22-38-2
Passing Yards	140	171
Total Offense	321	475
Fumbles-Lost	1-1	2-1
Penalties-Yards	11-91	7-50
Time of Possession	24:17	35:43

**▶ INDIVIDUAL STATISTICS**

**RUSHING:** (SMS) – Pratt 17-104, Taylor 7-58, Portee 3-15, Farris 1-5, Porter 6-0, Team 1(-1). (ILS) – Thompson 22-151, D. Johnson 23-129, Newby 3-8, Horton 1-8, Vaughan 6-8.

**PASSING:** (SMS) – Porter 13-21-0-140. (ILS) – Vaughan 22-36-2-171, Team 0-2-0-0.

**RECEIVING:** (SMS) – Rush 3-50, Buchholz 3-43, Farris 2-15, Taylor 2(-2), Hill 1-26, Portee 1-5, Steinbronner 1-3. (ILS) – Robinson 9-66, Horton 4-28, D. Johnson 4-25, Mordis, 1-20, Mickle 1-9, Barber 1-9, Larson 1-8, Thompson 1-6.

**TACKLE LEADERS:** (SMS) – Lewis 5-8-13, Endsley 4-6-10, Finley 5-4-9, Harris 2-7-9, Meyer 5-3-8. (ILS) – Siskowic 5-7-12, Grigsby 4-8-12, Temple 2-5-7, Filin 3-2-5, N. Johnson 2-3-5.

**W. Illinois 40, Illinois State 31**

October 16, 2004 • Macomb, Ill. • Hanson Field  
Attendance: 9,867

**▶ GAME SUMMARY****Western Illinois Tops Redbirds 40-31**

MACOMB, Ill. – A fourth quarter interception by Western Illinois' Marlan McLaughlin in the end zone helped seal a 40-31 win over the Illinois State football team Saturday.

McLaughlin picked off a Yance Vaughan pass intended for Ramon Barber with two minutes left in the game, dropping the Redbirds to 3-3 on the season and 1-2 in the Gateway.

After a 48-yard field goal by Stephen Carroll put the Birds up 3-0, Western Illinois running back Travis Glasford (29 carries, 123 yards) scored on a 33-yard touchdown pass from Steve LaFalce to give the Leathernecks a 7-3 lead.

On the next series, the Redbirds regained the lead on an 18-yard touchdown run by Brian Thompson (21 carries, 152 yards, TD). The score was set up two plays earlier when Vaughan's swing pass to Jason Horton (3 catches, 77 yards, TD) went for 42 yards.

Vaughan (13-29, 219 yards, 2 TDs, 3 INTs) looked particularly sharp on ISU's next scoring drive, spreading the ball around on pass completions to Horton, Kevett Mickle and Jonathan Denley. The drive resulted in a 14-yard touchdown on a screen pass from Vaughan to Laurent Robinson, making the score 17-7.

Western Illinois cut into the 24-14 Redbird lead again when LaFalce scrambled into the end zone from two yards out with 17 seconds left in the first half. The Leathernecks took the lead in the third quarter when LaFalce found Matt Yellin open in the end zone on fourth down. The extra point was no good, but the Leathernecks led 27-24.

WIU extended its lead to 13 after Reggie Gray (9 catches, 198 yards, TD) hauled in an 83-yard touchdown pass from LaFalce and Justin Langan kicked a 31-yard field goal. The Redbirds clawed their way back with six minutes left when Vaughan connected with Horton on a 7-yard scoring strike. But Langan's 43-yard field goal late sealed the game, setting up McLaughlin's interception.

**▶ SCORING SUMMARY**

SCOREBOARD	1	2	3	4	FINAL
ILLINOIS STATE (3-3)	10	14	0	7	31
Western Illinois (4-3)	7	14	13	6	40

**FIRST QUARTER**

ILS – Carroll 48-yard field goal, 9:21

WIU – Glasford 33-yard pass from LaFalce (Langan kick), 2:35

ILS – Thompson 18-yard run (Carroll kick), 1:44

**SECOND QUARTER**

ILS – Robinson 14-yard pass from Vaughan (Carroll kick), 10:08

WIU – Norris 52-yard pass from LaFalce (Langan kick), 7:53

ILS – Vaughan 1-yard run (Carroll kick), 4:17

WIU – LaFalce 2-yard run (Langan kick), :17

**THIRD QUARTER**

WIU – Yellin 1-yard pass from LaFalce (kick failed), 8:47

WIU – Gray 83-yard pass from LaFalce (Langan kick), 3:45

**FOURTH QUARTER**

WIU – Langan 31-yard field goal, 12:05

ILS – Horton 7-yard pass from Vaughan (Carroll kick), 6:16

WIU – Langan 43-yard field goal, 2:44

**▶ TEAM STATISTICS**

	ILS	WIU
First Downs	17	20
Rushing Attempts-Yards	37-211	49-156
Passing	13-29-3	20-34-0
Passing Yards	219	353
Total Offense	430	509
Fumbles-Lost	0-0	4-0
Penalties-Yards	7-50	4-40
Time of Possession	26:12	33:48

**▶ INDIVIDUAL STATISTICS**

**RUSHING:** (ILS) – B. Thompson 21-152, D. Johnson 8-34, Bullock 5-16, Vaughan 3-9. (WIU) – Glasford 29-123, Blackwell 4-30, Yellin 2-7, LaFalce 10-7, Douglas 3-6, Team 1(-17).

**PASSING:** (ILS) – Vaughan 13-29-3-219. (WIU) – LaFalce 20-33-0-353, Team 0-1-0-0.

**RECEIVING:** (ILS) – Horton 3-77, Mickle 3-74, Robinson 2-30, D. Johnson 2-9, B. Thompson 1-16, Denley 1-9, Larson 1-4. (WIU) – Gray 9-198, Norris 4-101, Glasford 3-37, Douglas 1-9, Moore 1-4, Rivers 1-3, Yellin 1-1.

**TACKLE LEADERS:** (ILS) – Grigsby 9-8-17, Passarelli 4-7-11, Siskowic 2-8-10, Chrestman 2-3-7, Rolle 4-1-5. (WIU) – Kocsis 3-8-11, Rocchietti 1-8-9, Jackson 4-4-8, Ryan 2-3-5, Johnson 1-4-5.

## Illinois State 30, Youngstown St. 24

October 23, 2004 • Normal, Ill. • Hancock Stadium  
Attendance: 10,279

### ▶ GAME SUMMARY

#### Walkins' Punt Return Gives Birds 30-24 Win

**NORMAL, Ill.** – It had been 18 years since an Illinois State football player had run a punt back for a touchdown, but Joe Walkins' 52-yard punt return for a score in the fourth quarter gave the Redbirds the go ahead touchdown, leading to a 30-24 win over Youngstown State on Homecoming.

It didn't take long for the Redbirds to get on the board as LaShawn Bullock drove through the Youngstown State kick-off coverage team for a 97-yard touchdown run on the opening kick-off.

The Penguins tied the game at 7-7 on their opening drive as Tom Zetts' 27-yard touchdown pass sailed into the hands of Mike Roberts after the ball was initially tipped by a Redbird defender.

After a Yance Vaughan (14-31, 166-yards, TD, INT) interception, the Redbirds were penalized on a personal foul and a facemask, which placed Youngstown State's offense at the ISU 23-yard line, leading to a 19-yard field goal by Penguin kicker Brian Palmer for a 10-7 lead.

With 7:36 left in the first half Vaughan completed a touchdown pass to Mike Larson, giving the Redbirds a 14-10 lead. The score was set up three plays earlier when Kevett Mickle (four catches, 93-yards) made a leaping grab on third and long.

Youngstown State regained the lead after a mishap on special teams. Illinois State punter Ryan Hoffman fumbled deep in Redbird territory after the snap sailed over his head. Two plays later Zetts' connected with Demetrius Ison from 3-yards out for a 17-14 lead.

Two Carroll field goals put the 'Birds up 20-17, but Youngstown State's 8-play, 80-yard drive resulted in a 13-yard touchdown run by Josh Cayson, giving the Penguins a 24-20 lead going into the fourth quarter. Cayson gained all 80-yards of the drive on the ground.

Walkins' punt return gave the 'Birds a 27-24 lead and Carroll's 31-yard field goal after an Alex Filin interception resulted in the game's final score. Illinois State's Brian Thompson led all rushers with 222 yards on 37 carries.

### ▶ SCORING SUMMARY

SCOREBOARD	1	2	3	4	FINAL
Youngstown State (2-6)	10	7	7	0	24
ILLINOIS STATE (4-3)	7	7	6	10	30

#### FIRST QUARTER

ILS – Bullock 97-yard kickoff return (Carroll kick), 14:45  
YSU – Roberts 27-yard pass from Zetts (Terracina kick), 11:37  
YSU – Terracina 19-yard field goal, 7:49

#### SECOND QUARTER

ILS – Larson 6-yard pass from Vaughan (Carroll kick), 7:36  
YSU – Ison 3-yard pass from Zetts (Terracina kick), :54

#### THIRD QUARTER

ILS – Carroll 19-yard field goal, 8:38  
ILS – Carroll 38-yard field goal, 3:45  
YSU – Cayson 13-yard run (Terracina kick), :46

#### FOURTH QUARTER

ILS – Walkins 52-yard punt return (Carroll kick), 12:26  
ILS – Carroll 31-yard field goal, 6:26

### ▶ TEAM STATISTICS

	YSU	ILS
First Downs	19	20
Rushing Attempts-Yards	38-158	44-197
Passing	15-29-1	14-31-1
Passing Yards	173	166
Total Offense	331	363
Fumbles-Lost	2-0	3-2
Penalties-Yards	3-25	11-100
Time of Possession	28:03	31:57

### ▶ INDIVIDUAL STATISTICS

**RUSHING:** (YSU) – Cayson 25-146, Marshall 3-11, Ison 4-7, Edgerson 3-0, Zetts 3(-6). (ILS) – B. Thompson 37-222, Bullock 2-12, Newby 1-2, Vaughan 3-0, Team 1(-39).

**PASSING:** (YSU) – Zetts 14-28-1-162, Marshall 1-1-0-11. (ILS) – Vaughan 14-31-1-166.

**RECEIVING:** (YSU) – Smith 4-83, Ison 3-18, Roberts 2-36, Larmon 2-21, Rycraft 2-4, King 1-11, Cayson 1-0. (ILS) – Mickle 4-93, Larson 3-18, Mordis 2-9, Barber 2-9, L. Robinson 1-22, B. Thompson 1-14, Bullock 1-1.

**TACKLE LEADERS:** (YSU) – Scales 5-6-11, Terry 4-6-10, Reynolds 2-8-10, Hutchinson 7-1-8, Brown 2-4-6. (ILS) – Grigsby 5-13-18, Rolle 6-5-11, Siskowic 3-5-8, N. Passarelli 3-3-6, Thomas 0-6-6.

## #7 Western Ky. 24, Illinois State 21

October 30, 2004 • Bowling Green, Ky. • L.T. Smith Stadium  
Attendance: 7,126

### ▶ GAME SUMMARY

#### Birds Still Winless on Road after 24-21 Loss

**BOWLING GREEN, Ky.** – A Western Kentucky defensive stop late in the fourth quarter was the difference in the Hilltoppers' 24-21 win over Illinois State on Saturday, keeping the Redbirds winless on the road this season at 0-4.

Illinois State drops to 4-4 on the season and 2-3 in the Gateway Football Conference and will play host to No. 1 Southern Illinois next Saturday.

The No. 7-ranked Hilltoppers struck first when quarterback Justin Haddix found a wide-open Chris Brunemann in the end zone at the 4:08 mark in the first quarter, giving Western Kentucky an early 7-0 lead.

Illinois State quarterback Yance Vaughan (20-37, 255 yards, 2 TDs, INT) struck back in the second quarter when he connected with Ramon Barber (4 catches, 37 yards, TD) for the Redbirds' first score. The touchdown was set up two plays earlier when Vaughan completed a 24-yard pass to Jason Horton (3 catches, 72 yards) on third and long. Stephen Carroll's kick was no good and the Hilltoppers maintained a 7-6 advantage.

Western Kentucky extended its lead to 10-6 with a 29-yard field goal, but the Redbirds took the lead on a 2-minute drill. Vaughan completed three straight passes, including a 36-yard touchdown pass to Horton to give the Redbirds a 13-10 lead going into halftime. Carroll's extra point set a new school record for career points and career kick scoring with 267 points respectively.

Brian Porter ran the second half kickoff back 66 yards to the ISU 11-yard line, setting up the Hilltoppers' second touchdown and a 17-13 lead. Haddix and Stephen Willis connected for the score.

Special team breakdowns led to another Western Kentucky touchdown when the Hilltoppers began the fourth quarter at the ISU 33 after Dennis Mitchell ran the punt back 47 yards. The decent field position eventually led to a touchdown run by Porter, which extended the Hilltopper lead to 24-13.

The Redbirds inched closer with 4:04 left in the game. Barber's 9-yard reception set up a 1-yard sneak by Vaughan and Kevett Mickle (6 catches, 63 yards) hauled in the 2-point conversion to cut the Hilltopper lead to 24-21.

The Hilltoppers were able to hold off the Redbirds the rest of the way for the game's final score.

### ▶ SCORING SUMMARY

SCOREBOARD	1	2	3	4	FINAL
ILLINOIS STATE (4-4)	0	13	0	8	21
#7 Western Kentucky (6-2)	7	3	7	7	24

#### FIRST QUARTER

WKU – Brunemann 6-yard pass from Haddix (James kick), 4:08

#### SECOND QUARTER

ILS – Barber 13-yard pass from Vaughan (kick failed), 13:35  
WKU – James 29-yard field goal, 9:07  
ILS – Horton 36-yard pass from Vaughan (Carroll kick), 1:33

#### THIRD QUARTER

WKU – Willis 3-yard pass from Haddix, 13:19

#### FOURTH QUARTER

WKU – Porter 9-yard run (James kick), 10:40  
ILS – Vaughan 1-yard run (Mickle pass from Vaughan), 4:04

### ▶ TEAM STATISTICS

	ILS	WKU
First Downs	21	16
Rushing Attempts-Yards	38-82	40-84
Passing	20-37-1	14-23-1
Passing Yards	255	159
Total Offense	337	243
Fumbles-Lost	1-0	0-0
Penalties-Yards	7-65	12-102
Time of Possession	29:25	30:35

### ▶ INDIVIDUAL STATISTICS

**RUSHING:** (ILS) – B. Thompson 21-67, D. Johnson 5-15, Bullock 2-8, Larson 1-3, Vaughan 9(-11). (WKU) – Moore 19-56, Haddix 8-16, Porter 7-15, Cassidy 2-7, Willis 1-0, Team 3(-10).

**PASSING:** (ILS) – Vaughan 20-37-1-255. (WKU) – Haddix 13-22-1-140, Ladson 1-1-0-19.0.

**RECEIVING:** (ILS) – Mickle 6-63, Barber 4-37, Horton 3-72, Robinson 3-53, Larson 3-17, B. Thompson 1-13. (WKU) – Perkins 2-55, Hamilton 2-34, Cassidy 2-19, Porter 2-0, Haddix 1-19, Moore 1-10, Ladson 1-7, Clayton 1-6, Brunemann 1-6, Willis 1-3.

**TACKLE LEADERS:** (ILS) – Oliver 7-2-9, Grigsby 6-1-7, Filin 4-2-6, Chrestman 2-4-6, Hawkins 4-1-5. (WKU) – D. Smith 9-4-13, Cavitt 6-7-13, Thomas 3-4-7, Thompson 2-5-7, Neal 4-2-6.

## #1 S. Illinois 41, Illinois State 14

November 6, 2004 • Normal, Ill. • Hancock Stadium  
Attendance: 8,019

### ▶ GAME SUMMARY

#### Birds Fall to No. 1 SIU

**NORMAL, Ill.** – Illinois State linebacker Boomer Grigsby became the all-time leading tackler in Gateway Conference history, but a staunch Southern Illinois defense and a 24-point second quarter helped the No. 1-ranked Salukis down the Redbirds 41-14 Saturday at Hancock Stadium.

On the second play of the second half, Grigsby brought down SIU quarterback Joel Sambursky after a three yard gain for his 10th tackle of the day and his 566th career tackle. Grigsby finished the day with 14 tackles, giving him 570 for his career. The previous Gateway record was held by Eastern Illinois' Tim Carver with 565.

Yance Vaughan hit Kevett Mickle with a 43-yard scoring strike with 1:34 left in the third quarter to get the 'Birds on the scoreboard for the first time and the Vaughan to Mickle connection added a 10-yarder in the fourth quarter as ISU became the first team in six games to score more than 13 points against the Saluki defense, ranked No. 1 in the nation against the score. Earlier in the game, Vaughan became only the fourth Illinois State quarterback to pass for 2,000 yards in a season. His 2,148 yards rank No. 3 on the Redbird single-season list with two games remaining.

The Redbirds, 4-5, 2-4, saw their four-game home-field winning streak this season come to an end and their three-game home-field winning streak against SIU end as well.

The Salukis, 9-1, 6-0 in the Gateway, won their eighth straight game with a 498 to 283 advantage in total offense for the game as they scored more points against the 'Birds in Hancock Stadium in three seasons.

The game began with a series of punts until the Salukis got the game's first break with 1:15 left in the first quarter when a fumbled punt put SIU back on offense at the Redbird 40. On the third play of the second quarter, Sambursky hit Matt Weishaar with a swing pass for 12 yards and the first touchdown of the day. Craig Coffin's kick made it 7-0 SIU.

### ▶ SCORING SUMMARY

SCOREBOARD	1	2	3	4	FINAL
#1 Southern Illinois (9-1)	0	24	7	10	41
ILLINOIS STATE (4-5)	0	0	7	7	14

#### SECOND QUARTER

SIU – Weishaar 12-yard pass from Sambursky (Coffin kick), 13:26  
SIU – T. Jackson 2-yard run (Coffin kick), 6:35  
SIU – Allen 19-yard pass from Sambursky (Coffin kick), :27  
SIU – Coffin 30-yard field goal, :02

#### THIRD QUARTER

SIU – Payne 24-yard pass from Sambursky (Coffin kick), 4:05  
ILS – Mickle 43-yard run from Vaughan (Carroll kick), 1:34

#### FOURTH QUARTER

SIU – Whitlock 15-yard run (Coffin kick), 14:36  
SIU – Coffin 31-yard field goal, 8:30  
ILS – Mickle 10-yard pass from Vaughan (Carroll kick), 3:54

### ▶ TEAM STATISTICS

	SIU	ILS
First Downs	23	16
Rushing Attempts-Yards	43-191	28-105
Passing	17-25-0	13-43-0
Passing Yards	307	178
Total Offense	498	283
Fumbles-Lost	3-0	2-2
Penalties-Yards	7-115	5-41
Time of Possession	32:53	27:07

### ▶ INDIVIDUAL STATISTICS

**RUSHING:** (SIU) – Whitlock 13-94, T. Jackson 11-55, Sambursky 13-27, Jacobs 4-12, C. Turner 2-3. (ILS) – B. Thompson 23-88, Vaughan 4-21, Bullock 1(-4).

**PASSING:** (SIU) – Sambursky 14-20-0-256, Cairns 3-5-0-51. (ILS) – Vaughan 13-43-0-178.

**RECEIVING:** (SIU) – Little 4-108, Payne 4-64, Kupec 3-41, M. Turner 2-19, A. Turner 1-23, C. 1-21, Allen 1-19, Weishaar 1-12. (ILS) – Robinson 4-53, Mickle 3-61, Larson 2-17, Mordis 1-26, Busser 1-14, Horton 1-4, B. Thompson 1-3.

**TACKLE LEADERS:** (SIU) – Jordan 3-4-7, F. Johnson 5-1-6, Moreland 2-4-6, Doyle 1-4-5, Akisanya 4-0-4. (ILS) – Grigsby 4-10-14, Temple 3-8-11, Passarelli 4-4-8, Walkins 4-2-6, Siskowic 1-5-6.

## 2004 ILLINOIS STATE OPPONENTS' SCHEDULES AND RESULTS

**SAINT XAVIER COUGARS**  
**(6-4, 6-2 MSFA)**

<b>Sept. 2</b>	at ILLINOIS STATE	<b>L, 14-44</b>
Sept. 11	Wisconsin-Whitewater	L, 10-19
Sept. 18	Malone (Ohio)*	W, 34-17
Sept. 25	at Geneva (Pa.)*	W, 34-26
Oct. 2	William Penn (Iowa)*	W, 25-21
Oct. 9	at McKendree (Ill.)*	L, 7-14
Oct. 16	Olivet Nazarene (Ill.)*	W, 20-17
Oct. 23	at St. Ambrose*	W, 27-23
Oct. 30	Trinity International*	L, 21-28
Nov. 6	at Iowa Wesleyan*	W, 21-13
Nov. 13	at St. Francis (Ill.)*	1 p.m.

**MINNESOTA GOLDEN GOPHERS**  
**(6-4, 3-4 Big Ten)**

Sept. 4	Toledo	W, 63-21
<b>Sept. 11</b>	<b>ILLINOIS STATE</b>	<b>W, 37-21</b>
Sept. 18	at Colorado State	W, 34-16
Sept. 25	Northwestern*	W, 43-17
Oct. 2	Penn State*	W, 16-7
Oct. 9	at #14 Michigan*	L, 24-27
Oct. 16	at Michigan State*	L, 17-51
Oct. 23	Illinois*	W, 45-0
Oct. 30	at Indiana*	L, 21-30
Nov. 6	at #5 Wisconsin*	L, 14-38
Nov. 13	at Iowa	11 a.m.

**EASTERN ILLINOIS PANTHERS**  
**(4-5, 3-3 OVC)**

Sept. 11	Indiana State	L, 30-33 (ot)
<b>Sept. 18</b>	<b>at ILLINOIS STATE</b>	<b>L, 31-35</b>
Sept. 25	at Eastern Michigan	W, 31-28
Oct. 2	Southeast Missouri St.*	W, 35-28
Oct. 9	at Eastern Kentucky*	L, 6-49
Oct. 16	Murray State*	W, 24-9
Oct. 23	at Tennessee-Martin*	L, 14-32
Oct. 30	Tennessee State*	W, 34-24
Nov. 6	at Tennessee Tech*	L, 37-40 (ot)
Nov. 13	Jacksonville State*	1:30 p.m.
Nov. 20	at Samford*	1 p.m.

**FLORIDA ATLANTIC OWLS**  
**(6-2, 3-2 Sun Belt)**

Sept. 4	at Hawai'i	W, 35-28 (ot)
Sept. 11	at North Texas*	W, 20-13
Sept. 18	at Middle Tennessee St.*	W, 27-20
Oct. 9	at Texas State	W, 20-13
Oct. 16	at Northern Colorado	W, 39-24
Oct. 23	Louisiana-Monroe*	L, 13-17
Oct. 30	at Florida A&M	W, 38-8
Nov. 6	at Troy*	L, 6-24
Nov. 13	New Mexico State*	3 p.m.
<b>Nov. 20</b>	<b>ILLINOIS STATE</b>	<b>3 p.m.</b>
Nov. 27	Edward Waters	3 p.m.
Dec. 4	Florida International*	3 p.m.

**INDIANA STATE SYCAMORES**  
**(4-6, 1-5 GFC)**

Aug. 28	at Miami (Ohio)	L, 0-49
Sept. 11	at Eastern Illinois	W, 33-30 (ot)
Sept. 18	Murray State	W, 28-21
Sept. 25	Tennessee-Martin	W, 41-24
<b>Oct. 2</b>	<b>ILLINOIS STATE*</b>	<b>W, 41-38 (2ot)</b>
Oct. 9	at Western Illinois*	L, 27-29
Oct. 16	SMS*	L, 28-31
Oct. 23	at #10 Western Kentucky*	L, 9-31
Oct. 30	at Youngstown State*	L, 20-45
Nov. 6	Northern Iowa*	L, 6-58
Nov. 13	at Southern Illinois*	6 p.m.

**SMS BEARS**  
**(5-4, 2-3 GFC)**

Sept. 2	Drake	W, 31-26
Sept. 11	Sam Houston State	W, 33-31
Sept. 18	Union College	W, 45-0
Sept. 25	at Tulsa	L, 7-49
Oct. 2	Western Illinois*	W, 36-31
<b>Oct. 9</b>	<b>at ILLINOIS STATE*</b>	<b>L, 31-34</b>
Oct. 16	at Indiana State*	W, 31-28
Oct. 23	#1 Southern Illinois*	L, 3-27
Oct. 30	at Northern Iowa*	L, 20-42
Nov. 6	Western Kentucky*	L, 24-28
Nov. 13	at Youngstown State*	Noon

**WESTERN ILLINOIS LEATHERNECKS**  
**(5-5, 3-3 GFC)**

Sept. 4	at Nebraska	L, 17-56
Sept. 11	Cheyney	W, 98-7
Sept. 18	at Hampton	L, 20-40
Sept. 25	Quincy	W, 38-31
Oct. 2	at SMS*	L, 31-36
Oct. 9	Indiana State*	W, 29-27
<b>Oct. 16</b>	<b>ILLINOIS STATE*</b>	<b>W, 40-31</b>
Oct. 23	at Northern Iowa*	W, 36-13
Oct. 30	at #1 Southern Illinois*	L, 13-66
Nov. 6	Youngstown State*	L, 7-34
Nov. 13	at Western Kentucky*	4 p.m.

**YOUNGSTOWN STATE PENGUINS**  
**(4-6, 2-4 GFC)**

Sept. 2	Slippery Rock	W, 35-13
Sept. 11	Florida International	L, 16-22
Sept. 18	at #17 McNeese State	L, 20-24
Sept. 25	Liberty	W, 27-17
Oct. 2	at #6 Western Kentucky*	L, 19-44
Oct. 9	#1 Southern Illinois*	L, 2-37
Oct. 16	Northern Iowa*	L, 20-22
<b>Oct. 23</b>	<b>at ILLINOIS STATE*</b>	<b>L, 24-30</b>
Oct. 30	Indiana State*	W, 45-20
Nov. 6	at Western Illinois*	W, 34-7
Nov. 13	at SMS*	1 p.m.

**WESTERN KENTUCKY HILLTOPPERS**  
**(7-2, 5-1 GFC)**

Sept. 4	at Kansas State	L, 13-27
Sept. 11	Concord (W. Va.)	W, 58-0
Sept. 18	at Eastern Kentucky	W, 21-8
Oct. 2	Youngstown State*	W, 44-19
Oct. 9	at #21 Northern Iowa*	W, 17-10
Oct. 16	at #1 Southern Illinois*	L, 10-38
Oct. 23	Indiana State*	W, 31-9
<b>Oct. 30</b>	<b>ILLINOIS STATE*</b>	<b>W, 24-21</b>
Nov. 6	at SMS*	W, 28-24
Nov. 13	Western Illinois*	4 p.m.
Nov. 20	at Florida International	3 p.m.

**SOUTHERN ILLINOIS SALUKIS**  
**(9-1, 6-0 GFC)**

Sept. 2	Southeast Missouri St.	W, 42-3
Sept. 11	at Northern Illinois	L, 22-23
Sept. 18	William Penn	W, 59-10
Sept. 25	at Delaware State	W, 49-0
Oct. 2	#15 Northern Iowa*	W, 40-36
Oct. 9	at Youngstown State*	W, 37-2
Oct. 16	#4 Western Kentucky*	W, 38-10
Oct. 23	at SMS*	W, 27-3
Oct. 30	Western Illinois*	W, 66-13
<b>Nov. 6</b>	<b>at ILLINOIS STATE*</b>	<b>W, 41-14</b>
Nov. 13	Indiana State*	6 p.m.

**NORTHERN IOWA PANTHERS**  
**(5-4, 4-2 GFC)**

Sept. 4	at Iowa State	L, 0-23
Sept. 11	Minnesota State	W, 40-0
Sept. 18	#12 Stephen F. Austin	L, 21-24
Oct. 2	at #1 Southern Illinois*	L, 36-40
Oct. 9	#6 Western Kentucky*	L, 10-17
Oct. 16	at Youngstown State*	W, 22-20
Oct. 23	Western Illinois*	W, 36-13
Oct. 30	SMS*	W, 42-20
Nov. 6	at Indiana State*	W, 58-6
<b>Nov. 13</b>	<b>ILLINOIS STATE*</b>	<b>5:05 p.m.</b>
Nov. 20	at Northern Arizona	7:05 p.m.