



Redbird Football

GAME NOTES

Contact: Todd Kober, Assistant Athletics Director/Media Relations • 309/438-3805 • Fax: 309/438-5634 • Cell: 309/310-7112 • gtkober@ilstu.edu

GAME #8



Illinois State (4-3, 2-2) AT #7 Western Ky. (5-2, 3-1)

WHEN: Saturday, October 30, 2004

WHERE: L.T. Smith Stadium • Bowling Green, Ky.

TIME: 7 p.m.

TELEVISION: None

REDBIRD RADIO NETWORK: Greg Halbleib handles play-by-play duties, while Ted Schmitz provides color commentary. Bruce Evans reports from the sidelines and Russ Eisenstein is the studio host. Affiliates are flagship WJBC, AM 1230 (Bloomington), WJEZ, 98.9 FM (Dwight), WBIG, AM 1280 (Aurora), WZOE, AM 1490 (Princeton), WBYS, AM 1560 (Canton) and WDID, AM 1510 (Highland). All Illinois State athletic events broadcast by WJBC, including the weekly coaches shows, can be heard on a live internet stream at www.redbirds.org. To hear broadcasts on the phone, call TEAMLINE (800/846-4700/code 1152) with Visa or MasterCard.

THE GAME FACTS

- ▶ Tonight's game is the 11th meeting between the two schools.
- ▶ The series began in 1975 and Illinois State and Western Kentucky have met each season since 2001, when the Hilltoppers joined the Gateway Football Conference.
- ▶ Western Kentucky leads the series 8-2 and has won the last three meetings.
- ▶ In the last seven seasons, the Redbirds have knocked off at least one ranked opponent. The 'Birds are 0-1 against ranked foes in 2004 after dropping a 37-21 decision to No. 22 I-A ranked Minnesota.
- ▶ With the Redbirds, head coach Denver Johnson is 10-10 in the month of October.
- ▶ Western Kentucky has won its last five at home, including three straight this season.
- ▶ The Redbirds are winless on the road this season (0-3) and winless in L.T. Smith Stadium (0-4).
- ▶ With the 7 p.m. start and traveling 359 miles by chartered bus, the Redbirds will likely return to Normal around 5:30 a.m. Sunday morning.

2004 WESTERN KENTUCKY SLATE

Sept. 4	at Kansas State	L, 13-27
Sept. 11	Concord (W. Va.)	W, 58-0
Sept. 18	at Eastern Kentucky	W, 21-8
Oct. 2	Youngstown State*	W, 44-19
Oct. 9	at #21 Northern Iowa*	W, 17-10
Oct. 16	at #1 Southern Illinois*	L, 10-38
Oct. 23	Indiana State*	W, 31-9
Oct. 30	ILLINOIS STATE*	7 p.m.
Nov. 6	at SMS*	1 p.m.
Nov. 13	Western Illinois*	4 p.m.
Nov. 20	at Florida International	TBA

www.redbirds.org

THE COACHES

▶ ILLINOIS STATE

Denver Johnson is in his fifth season at Illinois State and owns a 25-27 (.481) overall record with the Redbirds. Prior to guiding the 'Birds, Johnson was the head coach at Murray State where he compiled a 21-12 mark. Johnson, 45, is a 1981 graduate of Tulsa and his six-year head coaching record stands at 46-39 (.541). He is 1-5 against Western Kentucky during his career.

▶ #7 WESTERN KENTUCKY

David Elson (Butler '94) is in his second season at the helm of the Hilltopper football program. Elson owns a 14-6 (.700) mark at Western Kentucky, his only head coaching position. Prior to taking over the Hilltopper program, Elson served seven seasons as an assistant under Jack Harbaugh and the last two as the defensive coordinator. He is 1-0 against Illinois State.

ILLINOIS STATE SEASON SCHEDULE/RESULTS

Date	Opponent	Location	Result/Time	Notes
Sept. 2	Saint Xavier	Normal, Ill.	W, 44-14	D. Johnson rushed for 161 yds. and 3 TDs; SXU rush held to -55 yds.
Sept. 11	at #22 Minnesota (ESPN Regional)	Minneapolis, Minn.	L, 21-37	ISU offense rolled up 480 yards, including Vaughan's 372 passing.
Sept. 18	Eastern Illinois	Normal, Ill.	W, 35-31	'Birds overcome 10-point, fourth-quarter deficit; Vaughan tosses 3 TDs.
Oct. 2	at Indiana State [^]	Terre Haute, Ind.	L, 38-41 (2ot)	Rallied from 21 points back, but suffered first loss to Ind. St. since 1997.
Oct. 9	SMS [^] (GFC-TV)	Normal, Ill.	W, 34-31	Carroll's 35-yard FG with 12 seconds left caps ISU's 17-0 comeback run.
Oct. 16	at Western Illinois [^]	Macomb, Ill.	L, 31-40	ISU outscored 19-7 in the second half for fourth straight loss to WIU.
Oct. 23	Youngstown State [^]	Normal, Ill.	W, 30-24	Redbird special teams return a kickoff and punt for TDs. Carroll has 3 FGs.
Oct. 30	at #7 Western Kentucky[^]	Bowling Green, Ky.	7 p.m.	Redbirds are 0-3 against WKU since the 'Toppers joined the GFC.
Nov. 6	#1 Southern Illinois [^]	Normal, Ill.	1:30 p.m.	ISU has won the last three meetings in Hancock Stadium.
Nov. 13	at Northern Iowa [^]	Cedar Falls, Iowa	5:05 p.m.	'Birds have won two of the last three games in the UNI-Dome.
Nov. 20	at Florida Atlantic	Boca Raton, Fla.	3:00 p.m.	Originally scheduled for 9/25; postponed due to Hurricane Jeanne.

[^] Gateway Football Conference game

THE TALE OF THE TAPE

	Illinois State	WKU
Scoring	233/33.3	194/27.7
Scoring Defense	218/31.1	111/15.9
Passing Yards	1725/246.4	1338/191.1
Passing Defense	1722/246.0	1351/193.0
Rushing Yards	1302/186.0	1336/190.9
Rushing Defense	964/137.7	1146/163.7
Total Offense	3027/432.4	2674/382.0
Total Defense	2686/383.7	2497/356.7
Kickoff Returns	28/611	21/383
Kick Return Average	21.8	18.2
Punt Returns	25/264	14/167
Punt Return Average	10.6	11.9
Interceptions	5-29	17-83
Fumbles-Lost	13-9	17-7
Penalties	59-461	39-345
Punts/Net Average	36/37.6	31/39.7
Time of Possession	29:25	26:34
3rd Down Conversions	52/118	27/78
4th Down Conversions	4/10	3/8

INJURY UPDATE

- DL Mike Blough (right knee).....out for season
Games Missed:
- TE Jonathan Denley (left thumb).....probable
Games Missed: YSU
- OL Barry Hartman (right ankle).....probable
Games Missed: WIU, YSU
- WR Kyle Hill (left hand fracture).....out
Games Missed: SMS, WIU, YSU
- TE Clint Keller (right knee).....out for season
Games Missed: All
- DB Tyler Larick (right hamstring).....questionable
Games Missed: YSU
- K/P Troy Maskel (left knee).....out
Games Missed: INS, SMS, WIU
- OL Jeremy Melville (right knee).....out for season
Games Missed:
- OL Joe Pantoja (left ankle).....probable
Games Missed: MIN, EIU, INS, SMS, WIU, YSU
- DB Kye Stewart (right leg).....questionable
Games Missed: EIU, INS, SMS, WIU, YSU
- DB Sam Yeargin (right knee).....out for season
Games Missed: All

ILLINOIS STATE MEDIA RELATIONS

Assistant AD/Media Relations Todd Kober
Office Phone..... (309) 438-3805
Home Phone..... (309) 454-3048
Cell (309) 310-7112
E-mail gtkober@ilstu.edu
Graduate Assistant Mike Krizman
Office Phone..... (309) 438-7748
Cell (847) 528-2066
E-mail makrizm@ilstu.edu
Fax (309) 438-5634

INTERVIEW PROCEDURES

Postgame interviews following home contests are conducted in the team room (second floor) of the Kaufman Football Building. A golf cart is available to transport representatives from the visiting team to the interview area. TV lighting is also provided. After road games, representatives will be brought to a designated area. The locker room is closed at all times.

Redbird Ticket Office • (309) 438-8000

SCOUTING THE HILLTOPPERS

- Western Kentucky is located in Bowling Green, Ky., and has an enrollment of 17,331. The Hilltoppers are members of the Gateway Football Conference.
- Except for a pair of losses to Southern Illinois, Western Kentucky has won its last seven league games.
- Western Kentucky has claimed the defensive player of the week honors three times this season with senior linebacker Charles Thompson winning the league award twice and fellow senior linebacker Deonté Smith earning the honor once. Thompson and Smith were both preseason All-GFC selections.
- Senior offensive lineman Buster Ashley, a first team all-league selection, claimed lineman of the week honors on Sept. 18.
- Other Gateway Football Conference preseason honorees include senior punter Brian Claybourn, who claimed first team honors, while junior running back Lerron Moore and junior defensive lineman Charlie Phillips earned honorable mention honors.
- The Hilltoppers were tabbed to finish third in the league's preseason poll, behind Southern Illinois and Northern Iowa, but WKU did receive one first-place vote.

CARROLL CONTINUES CLIMB

Stephen Carroll continued his climb to the top of the ISU records books Saturday. Against Youngstown State, Carroll finished with three field goals and three extra points, placing him in a tie for first place with Todd Kurz on the ISU career points scored list with 266. That number also moved Carroll into a tie for first place with Kurz on the ISU career kick- scoring list. With 266 tallies, Carroll is also in a tie with Kurz for fourth on the all-time Gateway Football Conference scoring list.

THE GREAT GRIGSBY

Boomer Grigsby moved up the school and Gateway tackle charts yet again Saturday. Grigsby tallied 18 tackles against Youngstown State, giving him 549 for his career. Last week, Grigsby passed current Redbird assistant coach **Galen Scott** for No. 2 on the Gateway's all-time tackle list and needs 31 tackles to break Scott's school record (Illinois State recognizes Scott's totals in the playoffs) of 579. He needs 17 to break Eastern Illinois' Tim Carver's Gateway record of 565.

THOMPSON'S CAREER DAY

The running game was clicking on all cylinders against Youngstown State with the play of Iowa State transfer **Brian Thompson**. Thompson led the way with a career high 222 yards on 37 carries. After only four carries for two yards during the first four weeks of the season, Thompson has rushed for 525 yards on 80 carries in the last three games. On Saturday, he became the first Redbird to rush for over 150 yards in three consecutive games since Willie Watts in 2000. His 222 yards also ties Watts for the eighth best single-game performance in ISU history.

OKIE-DOKIE

Illinois State quarterback **Yance Vaughan**, a native of Ada, Okla., is the Gateway Football Conference's best when it comes to total offense and passing average per game. Vaughan leads the way with 249.1 yards of total offense a game and has averaged 245 yards through the air.

A PLACE IN HISTORY

Yance Vaughan has thrown for 1,715 yards in seven games and needs 24 to crack the school's top 10 list for passing yards in a season. Vaughan is on pace to finish the season with 2,695 passing yards, which would rank No. 2 in Redbird history. Vaughan's 12 touchdown passes this year is tied for seventh on the school's all-time list of touchdown passes in a season.

IT'S BEEN AWHILE ...

LaShawn Bullock swung the momentum in the Redbirds favor right from the start against Youngstown State. The junior from Milwaukee, Wis., ran the opening kickoff back 97 yards for a touchdown, giving the 'Birds an early 7-0 lead. It was the first time a Redbird had ran the opening kickoff back for a touchdown since Aveion Cason's 100-yard run against SMS on September 25, 1999. It was also the first kickoff run back for a touchdown since Cason's 100-yard scamper against Western Illinois on Nov. 6, 1999.

... BUT, IT'S BEEN EVEN LONGER

The year was 1986. The Reagan Administration was running the country, the cost of a first class stamp was 22 cents, Nintendo video games were introduced in the U.S., and the New York Mets were busy downing the Boston Red Sox in the World Series. It was also the year that the Redbirds last had a punt return for a touchdown, until Saturday. **Joe Walkins**, who was only five years old in 1986, ran a punt return back 52 yards for a touchdown against Youngstown State, ending an 18-year dry spell. The last punt return for a touchdown was Warren Calhoun's 62-yard scamper against SMS on September 6, 1986. In between that time, the Redbirds have had 545 punt returns that never reached the end zone.

A SPECIAL DAY WITH HAPPY RETURNS

The special teams unit helped put the Redbirds over the top against Youngstown State Saturday. **LaShawn Bullock's** 97-yard opening kickoff went for a touchdown, and **Joe Walkins' 52-yard** punt return for a TD in the fourth quarter was the go-ahead score (the first kickoff and punt returns for touchdowns in the **Denver Johnson** era). Although it is not confirmed that a punt return and kickoff return for TD's have not happened in the same game for the Redbirds, there is no record in the Illinois State archives of such an event occurring from 1962 to present day.

THIS SCHEDULE IS RANK

The Redbirds have beaten a ranked opponent in seven straight seasons, including a 21-14 win over No. 18 Eastern Illinois in 2003. The 'Birds will have a shot at continuing that streak when they face two of the Gateway's best the next two weeks. Illinois State will face No. 10 Western Kentucky on the road next Saturday, while No. 1 Southern Illinois comes to Normal for a November 6 showdown.

HOFFMAN DUSTIN' THE RECORD BOOKS

Punter **Ryan Hoffman** is at it again. In 2003, Hoffman keyed the Redbirds to a No. 1 national ranking in net punting with a 39.2 yard average. The junior kicker is again among the nation's best with an average of 43.8, good enough for fifth in Division I-AA. Hoffman's average is also tops among Gateway Football Conference punters, while he is on pace to claim the school record in punting average for a season and a career. He ranks No. 3 in league history for career average.

FILIN GETS HIS PICKS ON ROUTE 66

Hancock Stadium sits on the original Route 66 and safety **Alex Filin** has gotten all of his picks this season just off the storied highway. He leads the team with three interceptions and all three have occurred at home.

A "HAWK" IN THE BACKFIELD

Purdue transfer **Brent Hawkins** has been wreaking havoc on opposing offenses lately. The junior from Godfrey, Ill., had a sack and three tackles for loss against Youngstown State. Hawkins has 15 tackles on the season, with over half coming in the opposing offense's backfield. He has nine tackles for loss and three sacks this year.

AN OFFENSE OF HISTORIC PROPORTIONS

If the season ended today, the 2004 Redbirds would have the third most productive passing game in school history with 246.4 yards per game. The 'Birds would also have the third most successful offense with 432.4 total yards per contest, topping last season's league-best 420 yards per game.

I GARR-OWN-TEE!

He's not a Cajun chef, but head coach **Denver Johnson** can spice up the running game like a dash of cayenne pepper. Johnson has been a head coach for seven seasons and every year as the head skipper Johnson has had a 1,000-yard rusher. **Demetrus Johnson** and **Brian Thompson** are each on pace. Johnson has 636 yards, while Thompson has gained 527 yards through seven games.

PAPER OR PLASTIC?

Grocery stores around town might have employment interest in the Redbird defense if they continue to efficiently bag opponent quarterbacks. ISU has opened the 2004 campaign with 19 quarterback sacks. **Boomer Grigsby**, **Josh Chrestman** and **Brent Hawkins** lead the team with three apiece.

CARROLL MAKES THE GRADE

For the 11th straight season, the Illinois State football team had representation on the District V All-Academic Team when kicker **Stephen Carroll** was named to the squad as a first team selection. Carroll carries a 3.53 grade point average and is majoring in business.

ALL-AMERICA U

ISU has produced at least one all-American player in 18 of its last 22 seasons. Over the last six seasons, 21 players from 10 different positions have been honored. **Boomer Grigsby** and **Ray Robinson** were both honored after last season.

TRANSFERABLE

Since 1993, when the NCAA rules changed to allow players immediate eligibility at the I-AA level, Illinois State has had 40 players transfer from I-A schools. ISU's I-A transfers on this year's roster include: **Brent Hawkins** (DL, Purdue); **Pierre Jackson** (WR, Minnesota); **Demetrus Johnson** (RB, Minnesota); **Dan Passarelli** (WR, Northern Illinois); **Cameron Siskowic** (LB, Washington St.); **Jesus Terrazas** (DL, Illinois); **Brian Thompson** (RB, Iowa State); **Joe Walkins** (WR, Auburn) and **Shawn Wiza** (OL, Western Michigan).

THE LAST TIME THEY MET

#9 Western Ky. 27, Illinois State 24

October 18, 2003 • Normal, Ill. • Hancock Stadium
Attendance: 8,945

► GAME SUMMARY

Late Score Spoils Redbirds' Homecoming

NORMAL, Ill. — Illinois State running back Sha-Ron Edwards rushed his way into the Redbird record books with his performance against Western Kentucky Saturday. But a late fourth quarter scoring drive by the Hilltoppers spoiled the ISU Homecoming party as Western Kentucky came away with a 27-24 victory in front of 8,945 at Hancock Stadium.

Edwards moved to No. 6 on the individual game rushing list with 233 yards Saturday. It was the most by a Redbird running back in the Denver Johnson era. His 36 carries were also a career-high.

However, Western Kentucky converted a crucial fourth down play late in the game when quarterback Justin Haddix completed a pass to Casey Rooney at the Redbird 6-yard line. That led to a 1-yard touchdown run by Lerron Moore, which was the game-winner.

► SCORING SUMMARY

SCOREBOARD	1	2	3	4	FINAL
#9 Western Kentucky	0	13	7	7	27
ILLINOIS STATE	7	0	14	3	24

FIRST QUARTER

ISU — Edwards 9-yard run (Carroll kick), 5:31

SECOND QUARTER

WKU — Lange 33-yard field goal, 13:18

WKU — Moore 10-yard run (Lange kick), 7:07

WKU — Lange 41-yard field goal, :06

THIRD QUARTER

WKU — Rooney 36-yard pass from Haddix (Lange kick), 14:00

ISU — Bullock 13-yard run (Carroll kick), 4:40

ISU — Colvin 23-yard fumble recovery (Carroll kick), 4:04

FOURTH QUARTER

ISU — Carroll 32-yard field goal, 4Q, 5:57

WKU — Moore 1-yard run (Lange kick), 4Q, 1:59

► TEAM STATISTICS

	ISU	WKU
First Downs	19	18
Rushing Attempts-Yards	59-235	54-287
Passing	7-10-0	5-10-1
Passing Yards	109	63
Total Offense	344	350
Fumbles-Lost	3-1	3-1
Penalties-Yards	7-60	9-58
Time of Possession	35:07	24:53

► INDIVIDUAL STATISTICS

RUSHING: (WKU) — Moore 34-115, Haddix 13-80, Miller 7-30, Lilly 3-16, Team 2-(-6). (ISU) — Edwards 36-233, Bullock 7-36, Johnson 8-36, Souza 3-(-18).

PASSING: (WKU) — Haddix 7-10-0-109. (ISU) — Souza 5-10-1-63.

RECEIVING: (WKU) — Rooney 5-86, Hayes 2-23. (ISU) — Deloach 2-40, Smith 2-7, Edwards 1-16.

2004 REDBIRD CAPTAINS

#92 • Josh Chrestman

#46 • Boomer Grigsby

#89 • Mike Larson

#61 • Jeremy Melville

#2 • Antwan Oliver

#18 • Yance Vaughan

THE GATEWAY FOOTBALL CONFERENCE

Here's a short and concise breakdown of one the nation's premier NCAA I-AA football leagues:

2004 GFC STANDINGS

	W	L	PCT	W	L	PCT
Southern Illinois	4	0	1.000	7	1	.875
Western Kentucky	3	1	.750	5	2	.714
SMS	2	2	.500	5	3	.625
Illinois State	2	2	.500	4	3	.571
Western Illinois	2	2	.500	4	4	.500
Northern Iowa	2	2	.500	3	4	.429
Indiana State	1	3	.250	4	4	.500
Youngstown State	0	4	.000	2	6	.250

THIS WEEK IN THE GATEWAY

October 30

- Indiana State at Youngstown State, 3 p.m.
- SMS at Northern Iowa, 4:05 p.m.
- Western Illinois at Southern Illinois, 6 p.m.

2004 PRESEASON POLL

1. Southern Illinois (25)244
2. Northern Iowa (6)212
3. Western Kentucky (1).....186
4. Western Illinois.....174
5. **Illinois State.....110**
6. Youngstown State102
7. SMS81
8. Indiana State.....43

2004 GFC PRESEASON HONORS

Offense – Stephen Carroll, PK (first team); Stafford Davis, OL (first team); Mike Larson, FB (first team); Jeremy Melville, OL (honorable mention); Mike Stegeman, OL (honorable mention).
Defense – Boomer Grigsby, LB (first team); Ryan Hoffman, P (honorable mention); Antwan Oliver, DB (honorable mention).

GATEWAY TELECONFERENCE

Teleconferences featuring the league's head coaches will be conducted each Wednesday during the season (Sept. 8 through Nov. 10). Those participating in the call should dial in five minutes prior to the scheduled start time (10 a.m. CST each Wednesday). Each call can also be accessed at www.gatewayfootball.org. The call-in number is 913/981-5509.

- Gateway News/Notes, 10:00 a.m.
 - **Denver Johnson (Illinois State), 10:05 a.m.**
 - Tim McGuire (Indiana State), 10:10 a.m.
 - Mark Farley (Northern Iowa), 10:15 a.m.
 - Jerry Kill (Southern Illinois), 10:20 a.m.
 - Randy Ball (SMS), 10:25 a.m.
 - Don Patterson (Western Illinois), 10:30 a.m.
 - David Elson (Western Kentucky), 10:35 a.m.
 - Jon Heacock (Youngstown St.), 10:40 a.m.
- All times are central

WHO ARE THESE GUYS?

Here are some roster additions that didn't make the media guide:

EvanALLEN-GESSESSE • 24

*Defensive Back • Sr.-Sq. • 5-11 • 179
Chicago, Ill. (Gordon Tech/Joliet JC)*


2003: Practiced with the team, but did not see game action. **Joliet Junior College:** Tied for 3rd on JJC's all-time single-season interceptions list with five in 2002 ... three interceptions for 27 yards his freshman year (tied for team lead) ... recorded 17 tackles, 10 solo, sophomore season ... five interceptions for 60 yards and eight punt returns for 21 yards in 2002 ... as a freshman, had one fumble recovery ... freshman year, team won the NJCAA non-scholarship national championship and in 2002, were the outright NJCAA national champs, finishing the season ranked No. 1 in the nation ... played for NJCAA Hall of Fame coach Bob MacDougall, who was named the 2002 NJCAA Coach of the Year. **Data:** Born 7-8-83 in Chicago, Ill. ... son of Zeleke Gessesse and Barbara Allen ... major: general studies ... pronounced ga-SES-a.



DerrickCHAMBERS • 33

*Running Back • Fr.-HS • 6-3 • 225
Champaign, Ill. (St. Thomas More)*


St. Thomas More HS: As senior rushed for over 1,200 yards, including 10 straight games with 100 yards rushing ... averaged 5.3 yards per carry ... three-time offensive MVP selection ... second team all-area selection ... all-state honorable mention ... in his senior season, the team finished 6-5 and advanced to the second round of the state playoffs ... coached by Dan Hennessey ... also lettered in basketball and track and field ... averaged 10 points, five rebounds and three steals per game as a senior. **Data:** Born 10-19-85 in St. Louis, Mo. ... son of Derrick Chambers and Stephanie Turner ... youngest of two children ... major: undeclared.



WallyCIRAFESI • 17

*Quarterback • Fr.-HS • 6-1 • 200
Munster, Ind. (Munster)*

Munster HS: Threw for 1,475 yards and 19 touchdowns as a senior on a team that finished 8-3 ... owned a 58 percent completion percentage ... named to the Indiana Football Coaches Association (IFCA) Top 50 team ... Class 4A all-state selection ... two-time all-conference and all-area selection ... named MVP at the Indiana North-South All-Star Game ... voted team captain and team offensive MVP ... academic all-state honoree ... won the leadership and citizenship award ... passed for 1,001 yards as a junior with 10 touchdowns ... coached by Leroy Marsh. **Data:** Born 6-17-86 in Caracas, Venezuela ... son of Walter and Connie Cirafesi ... youngest of three children ... major: history ... pronounced: sara-FEE-see



RyanFOWLER • 45

*Defensive Back • Fr.-HS • 5-11 • 185
Hawthorn Woods, Ill. (Lake Zurich)*



Lake Zurich HS: Three-year starter ... team captain ... 58 tackles and three fumble recoveries as a senior ... elected to the Illinois Coaches Association All-Star Game ... received the Coaches Award for Outstanding Effort ... two-time first team All-Fox Valley Conference ... *Pioneer Press* First Team All-Area ... *Northwest Herald* First Team All-Area ... *Daily Herald* All-Area honorable mention ... received the Lake Zurich Flames Youth Football League Scholarship ... team qualified for the IHSA Class 7A Playoffs senior year and finished 6-4 ... as a junior, team won the Fox Valley Conference championship and advanced to state semi-finals ... lettered in football, basketball and track and field ... coached by Mike DiMatteo. **Data:** Born 3-31-86 in Ravenna, Ohio ... son of Randy and Nancy Fowler ... youngest of two children ... major: business.



PierreJACKSON • 4

*Wide Receiver • So.-TR • 6-1 • 176
Chicago, Ill. (Harper/Minnesota)*

2004: Transferred to Illinois State prior to fall camp. **2003:** Played in five games for the Golden Gophers ... saw action on 17 plays. **2002:** Redshirted at Minnesota. **Harper HS:** Three-year letterwinner whose team finished with a 23-9 record during his career ... two time all-area and all-conference selection ... also named to the all-city team ... made 62 receptions for more than 1,000 yards in his 13 games as a senior ... caught 21 touchdown passes in his senior campaign ... versatile athlete who also ran out of the backfield and returned kicks ... had nine carries for 138 yards and three scores his senior year ... returned 13 kickoffs in his final season for more than 300 yards, two of them for touchdowns ... two-year honor roll student who also ran track (four letters) and played basketball (three letters) ... earned all-city honors in both sports ... coached by Terry Lewis. **Data:** Born 5-7-84 in Chicago, Ill. ... son of Marilyn Jackson ... major: communications.



ILLINOIS STATE DEPTH CHART

OFFENSE

LT	51	Mike Stegeman	6-5	297	Jr.-2L
	62	Shawn Wiza	6-7	296	Jr.-1L
LG	64	Stafford Davis	6-2	295	Jr.-2L
	74	Barry Hartman	6-5	274	So.-1L
C	66	Isaiah Wiggins	6-3	280	Fr.-RS
	60	Geoff Pearson	6-2	270	Sr.-1L
RG	75	Janiah Downing	6-3	315	So.-1L
	77	Joe Pantoja	6-2	268	Sr.-2L
RT	67	Steve Statz	6-5	275	Sr.-3L
	63	Matt Pezdek	6-4	312	Sr.-2L
WR	81	Laurént Robinson	6-2	187	So.-1L
	85	Kevett Mickle	6-3	185	Fr.-HS
WR	13	Ramon Barber	6-0	191	Jr.-2L
	86	Jason Horton	6-0	185	Fr.-RS
TE	30	Dave Mordis	6-3	253	Fr.-RS
	42	Jonathan Denley	6-3	255	Jr.-TR
QB	18	Yance Vaughan	6-3	210	Sr.-1L
	19	Luke Drone	6-2	190	Fr.
RB	5	Brian Thompson	5-7	195	Jr.-TR
	20	Demetrus Johnson	5-9	192	Sr.-1L
FB	89	Mike Larson	6-3	244	Sr.-2L
	82	Kevin Kreger	6-0	232	Jr.-2L

DEFENSE

DE	92	Josh Chrestman	6-4	257	Sr.-1L
	37	Sesamir Yearby	6-3	191	Sr.-2L
DT	73	Justin Martindale	6-3	250	So.-1L
	55	Noah Washington	6-0	334	Sr.-1L
DT	94	Jarek Thomas	6-3	265	Fr.-RS
	65	Ryan Thorne	6-2	251	So.-1L
DE	57	Brent Hawkins	6-3	244	Jr.-TR
OR	91	Nate Johnson	6-4	235	Fr.-RS
WHIP	36	William Rolle	5-10	196	Jr.-2L
	39	Javier Evelyn	6-0	185	So.-Sq.
ILB	40	Cameron Siskowic	6-2	231	So.-1L
	44	Niall Campbell	6-2	229	So.-1L
ILB	46	Boomer Grigsby	6-1	241	Sr.-3L
	54	Rick Splant	6-2	219	Sr.-3L
ROVER	21	Nick Passarelli	5-11	195	Fr.-HS
	29	Jesse Caesar	6-0	185	Fr.-RS
RC	9	Joe Walkins	5-9	180	Sr.-1L
	25	Leon Kittrell	5-9	166	So.-1L
LC	2	Antwan Oliver	5-10	177	Sr.-1L
	24	Evan Allen-Gessesse	5-11	179	Sr.-Sq.
FS	28	James Temple	6-0	208	So.-1L
	3	Alex Filin	6-4	220	So.-1L

SPECIALISTS

PK	99	Stephen Carroll	5-11	182	Sr.-3L
	14	Ryan Hoffman	6-2	192	Jr.-2L
KO	99	Stephen Carroll	5-11	182	Sr.-3L
	14	Ryan Hoffman	6-2	192	Jr.-2L
P	14	Ryan Hoffman	6-2	192	Jr.-2L
	99	Stephen Carroll	5-11	182	Sr.-3L
LS	43	Jake Weber	6-2	232	So.-1L
	82	Kevin Kreger	6-0	232	Jr.-2L
SS	60	Geoff Pearson	6-2	275	Jr.-Sq.
	43	Jake Weber	6-2	232	So.-1L
HD	16	Brian Busser	6-1	184	So.-Sq.
	13	Ramon Barber	6-0	191	Jr.-2L
KR	9	Joe Walkins	5-9	180	Sr.-1L
	86	Jason Horton	6-0	185	Fr.-RS
PR	9	Joe Walkins	5-9	180	Sr.-1L
	80	Dan Passarelli	5-11	170	Fr.-TR

WESTERN KENTUCKY DEPTH CHART

OFFENSE

WR	80	Aaron Scott	6-2	190	So.
	86	Cory Clemons	6-1	210	Fr.
TE	44	Karl Phillips	6-3	235	So.
	94	Chris Brunemann	6-3	240	So.
LT	71	Buster Ashley	6-4	300	Sr.
	76	Zach Thuney	6-4	270	Fr.
LG	65	Bill Hewig	6-0	295	Jr.
	68	John Brewer	6-3	325	Jr.
C	54	Erik Losey	6-2	285	Jr.
	74	Sean Pugh	6-0	315	Jr.
RG	75	Ryan Thomas	6-3	300	Sr.
	52	Greg Ryan	6-3	250	Fr.
RT	56	Joe Dolchan	6-3	265	So.
	77	Chaz Stradley	6-6	260	Fr.
WR	85	Maurice Perkins	5-9	170	Jr.
	82	Montaze Trumbo	5-5	165	Sr.
QB	16	Justin Haddix	6-1	210	So.
	3	Blake Ladson	6-1	175	So.
FB	33	Brandon Hicks	6-0	245	So.
	46	Eric Williams	5-9	235	Fr.
RB	25	Lerron Moore	5-10	210	Jr.
	23	Brian Porter	5-9	180	So.

DEFENSE

LE	99	Charlie Phillips	6-3	250	Jr.
	58	Josh Johnson	6-3	240	So.
NT	93	Joe Woolridge	6-1	305	Jr.
	90	Ross Dickens	6-3	245	So.
RE	96	Daniel Williams	6-2	265	Jr.
	48	Evan Brewer	6-2	230	Fr.
OLB	11	Brandon Smith	6-2	220	Jr.
	19	Sam Sexton	6-3	215	So.
ILB	9	Charles Thompson	6-1	240	Sr.
	32	Jon Hedges	6-1	225	So.
ILB	7	Deonté Smith	6-1	210	Sr.
	35	Johnathan Carter	6-2	210	So.
OLB	31	Getty Cavitt	6-1	240	Sr.
	59	Deion Holts	6-2	250	Jr.
LCB	6	Antonio Thomas	6-2	200	Sr.
	5	Bo Smith	5-10	190	Fr.
SS	21	Dennis Mitchell	5-8	180	Jr.
	20	Scott Greschel	5-9	195	So.
FS	10	Marion Rumph	6-2	190	Fr.
	24	Brandon Mason	6-2	180	Fr.
RCB	14	Artis Neal	5-11	170	Jr.
	2	Kareem Gaibaldi	6-0	185	Jr.

SPECIALISTS

PK	83	Chris James	6-0	180	Fr.
	79	Tanner Siewart	5-10	175	Fr.
P/KO	8	Brian Claybourn	6-1	185	Sr.
LS	32	Jon Hedges	6-1	225	So.
SS	65	Bill Hewig	6-0	295	Jr.
H	8	Brian Claybourn	6-1	185	Sr.
KR	21	Dennis Mitchell	5-8	180	Jr.
	23	Brian Porter	5-9	180	So.
PR	21	Dennis Mitchell	5-8	180	Jr.

ILLINOIS STATE STARTER NOTES**REDBIRD OFFENSE**

LT	51 Mike Stegeman (Jr.-2L • 6-5 • 297 • Chatham, Ill.)	Returning from a torn ACL; got his first start of the season against Eastern Illinois.
LG	64 Stafford Davis (Jr.-2L • 6-2 • 295 • Orange Park, Fla.)	His birth name, Stafford Campen, are both maiden names from previous generations in his family.
C	66 Isaiah Wiggins (Fr.-RS • 6-3 • 280 • Chicago, Ill.)	
RG	75 Jariah Downing (So.-1L • 6-3 • 315 • North Marion, Fla.)	Spent the summer working as a Preview guide, the orientation program for incoming ISU students.
RT	67 Steve Statz (Sr.-3L • 6-5 • 275 • Wisconsin Rapids, Wis.)	Races gas-powered, remote-controlled cars and is interning at the McLean County Jail this semester.
WR	81 Laurént Robinson (So.-1L • 6-2 • 187 • Rockledge, Fla.)	The Redbirds' top returning receiver; tied the school mark with three TDs by a freshman.
WR	13 Ramon Barber (Jr.-2L • 6-0 • 191 • West Palm Beach, Fla.)	Worked out this summer with Chris Carter and Larry Fitzgerald in his home state of Florida.
TE	30 Dave Mordis (Fr.-RS • 6-3 • 253 • Palos Park, Ill.)	Builds computers and is a concert fanatic, seeing over 30 live performances in his lifetime.
QB	18 Yance Vaughan (Sr.-1L • 6-3 • 210 • Ada, Okla.)	He never threw an interception during his high school career.
RB	5 Brian Thompson (Jr.-TR • 5-7 • 195 • Plantation, Fla.)	Transfer from Iowa State who has rushed for 150 yards in each of the last two games as a reserve.
FB	89 Mike Larson (Sr.-2L • 6-3 • 244 • Palatine, Ill.)	When he was four, he lived in Korea while his late father served in the military.

REDBIRD DEFENSE

DE	92 Josh Chrestman (Sr.-1L • 6-4 • 257 • Sandwich, Ill.)	An outdoorsman who enjoys fishing and playing paintball.
DT	73 Justin Martindale (So.-1L • 6-3 • 250 • Wadsworth, Ill.)	Loves to play with toys built for speed; owns a jet ski, four wheeler and motorcycle.
DT	94 Jarek Thomas (Fr.-RS • 6-3 • 265 • Orlando, Fla.)	Enjoys cooking, especially soul food, including his favorite dish BBQ ribs and pork chops.
DE	57 Brent Hawkins or 91 Nate Johnson	
WHIP	36 William Rolle (Jr.-2L • 5-10 • 196 • Immokolee, Fla.)	Second cousin of Samari Rolle (Tennessee Titans) and third cousin of Antrel Rolle (Miami-Fla.)
ILB	40 Cameron Siskowic (So.-1L • 6-2 • 231 • San Diego, Calif.)	As a native of California, he grew up surfing, snow boarding and wave boarding.
ILB	46 Boomer Grigsby (Sr.-3L • 6-1 • 241 • Canton, Ill.)	Away from football, he enjoys classical music and Broadway plays.
ROVER	21 Nick Passarelli (Fr.-HS • 5-11 • 195 • Naperville, Ill.)	Played in the Pop Warner national football championship in Orlando, Fla.
RC	9 Joe Walkins (Sr.-1L • 5-9 • 180 • Ft. Lauderdale, Fla.)	Spent the summer working out with the Minnesota Vikings' Randy Moss.
LC	2 Antwan Oliver (Sr.-1L • 5-10 • 177 • Ft. Lauderdale, Fla.)	Joined his prep teammate, Joe Walkins, in the summer workouts with the NFL's Randy Moss.
FS	28 James Temple (So.-1L • 6-0 • 208 • Savannah, Ga.)	The nephew of defensive coordinator Ron Lambert.

REDBIRD SPECIAL TEAMS

PK	99 Stephen Carroll (Sr.-2L • 5-11 • 182 • O'Fallon, Ill.)	This summer interned (sales/promotions) with the Casper Rockies, the Class A affiliate of Colorado.
P	14 Ryan Hoffman (Jr.-2L • 6-2 • 192 • Stevens Points, Wis.)	Heralded as the best EA Sports 2004 NCAA Football Play Station video gamist on the team.
LS	43 Jake Weber (So.-1L • 6-2 • 232 • Peoria, Ill.)	Naturally left-handed, but he snaps the ball right-handed.
SS	60 Geoff Pearson (Sr.-1L • 6-2 • 270 • Naperville, Ill.)	Served as a volunteer coach at Naperville Central and coached current teammate Nick Passarelli.
HD	16 Brian Busser (Jr.-1L • 6-1 • 194 • Stillman Valley, Ill.)	Initially arrived at ISU as a quarterback, but made the switch to wide receiver last season.
KR	9 Joe Walkins (Sr.-1L • 5-9 • 180 • Ft. Lauderdale, Fla.)	Spent the summer working out with the Minnesota Vikings' Randy Moss.
PR	80 Dan Passarelli (Fr.-TR • 5-11 • 170 • Naperville, Ill.)	His brother Nick is a true freshman at Illinois State and is the starting rover.

ILLINOIS STATE ALPHABETICAL ROSTER

No.	Name	Pos.	Ht.	Wt.	Yr.	Hometown (HS/Previous College)
24	Evan Allen-Gessesse	DB	5-11	179	Sr.-Sq.	Chicago, Ill. (Gordon Tech/Joliet JC)
78	Kory Andersen	DL	6-2	288	So.-1L	Hanska, Minn. (St. James)
13	Ramon Barber	WR	6-0	191	Jr.-2L	West Palm Beach, Fla. (Palm Beach Gardens)
26	Cameron Bateman	DB	6-1	181	Fr.-HS	Lake Mary, Fla. (Lake Mary)
98	Mike Blough	DL	6-5	250	Jr.-2L	Leonard, Mich. (Brother Rice)
38	Tristan Borzick	FB	6-0	226	Fr.-RS	Pleasant Prairie, Wis. (Tremper)
23	Jordan Brewer	RB	6-2	205	Fr.-HS	Glen Carbon, Ill. (Edwardsville)
12	Kevin Brockway	QB	6-4	205	Fr.-HS	Crystal Lake, Ill. (South)
34	LaShawn Bullock	RB	5-7	161	So.-1L	Milwaukee, Wis. (Vincent)
16	Brian Busser	WR	6-1	194	Jr.-1L	Stillman Valley, Ill. (Stillman Valley)
29	Jesse Caesar	DB	6-0	185	Fr.-RS	Rockledge, Fla. (Rockledge)
44	Niall Campbell	LB	6-2	229	So.-1L	Lemont, Ill. (Chicago Mt. Carmel)
99	Stephen Carroll	K	5-11	182	Sr.-3L	O'Fallon, Ill. (O'Fallon)
33	Derrick Chambers	RB	6-3	225	Fr.-HS	Champaign, Ill. (St. Thomas More)
92	Josh Chrestman	DL	6-4	257	Sr.-1L	Sandwich, Ill. (Sandwich/Joliet JC)
17	Wally Cirafesi	QB	6-1	200	Fr.-HS	Munster, Ind. (Munster)
58	Pat Cucci	LB	6-1	230	Fr.-HS	Winter Springs, Fla. (Winter Springs)
64	Stafford Davis	OL	6-2	283	Jr.-2L	Orange Park, Fla. (Clay)
42	Jonathan Denley	TE	6-3	255	Jr.-TR	Calhoun City, Miss. (Vardaman/Iawamba CC)
75	Jariah Downing	OL	6-3	315	So.-1L	North Marion, Fla. (North Marion)
19	Luke Drone	QB	6-2	190	Fr.	Mt. Carmel, Ill. (Mt. Carmel)
39	Javier Evelyn	DB	6-0	185	So.-1L	Broadview, Ill. (St. Joseph)
3	Alex Filin	DB	6-4	220	So.-1L	Skokie, Ill. (Niles West)
45	Ryan Fowler	DB	5-11	185	Fr.-HS	Hawthorn Woods, Ill. (Lake Zurich)
56	Darius Givens	LB	6-1	205	Fr.-RS	Tallahassee, Fla. (Lincoln)
10	Reuben Granger	DB	6-0	165	Fr.-HS	Pembroke Pines, Fla. (Hollywood Christian)
46	Boomer Grigsby	LB	6-1	241	Sr.-3L	Canton, Ill. (Canton)
74	Barry Hartman	OL	6-5	274	So.-1L	Manitowoc, Wis. (Lincoln)
57	Brent Hawkins	DL	6-3	244	Jr.-TR	Godfrey, Ill. (Jersey/Purdue)
87	Marcus Hayden	WR	6-1	179	Jr.-Sq.	Bellwood, Ill. (Proviso West)
7	Kyle Hill	WR	5-11	183	Fr.-RS	Oviedo, Fla. (Winter Springs)
14	Ryan Hoffman	P	6-2	192	Jr.-2L	Stevens Point, Wis. (Area)
86	Jason Horton	WR	6-0	185	Fr.-RS	Bolingbrook, Ill. (Neuqua Valley)
59	Bill Hronec	LB	6-1	208	Fr.-HS	Evergreen Park, Ill. (Chicago Mt. Carmel)
48	Landon Humbles	TE/DB	6-4	255	Fr.-HS	Peoria, Ill. (Richwoods)
71	Jeff Huntzinger	OL	6-3	283	Fr.-RS	Tulsa, Okla. (Union)
4	Pierre Jackson	DB/WR	6-1	176	So.-1L	Chicago, Ill. (Harper/Minnesota)
20	Demetrus Johnson	RB	5-9	192	Sr.-1L	Milwaukee, Wis. (Homestead/Minnesota)
91	Nate Johnson	DL	6-4	235	Fr.-RS	Longwood, Fla. (Lake Brantley)
84	Clint Keller	TE	6-3	245	Fr.-RS	Lexington, Ky. (Paul Laurence Dunbar)
96	Anthony Kirkland	DL	6-2	265	So.-1L	Gary, Ind. (West Side)
25	Leon Kittrell	DB	5-9	166	So.-1L	Oak Creek, Wis. (Oak Creek)
82	Kevin Kreger	TE/FB	6-0	232	Jr.-2L	Frankfort, Ill. (Lincoln-Way)
27	Tyler Larick	DB	6-1	204	Sr.-1L	Chualar, Calif. (Salinas/Hartnell)
89	Mike Larson	FB/TE	6-3	244	Sr.-2L	Palatine, Ill. (Mascoutah/Harper CC)
79	Jonathan Lyon	OL	6-8	290	Fr.-RS	Urbana, Ill. (Urbana)
68	Erik Madsen	OL	6-3	275	Fr.-HS	Bolingbrook, Ill. (Joliet Catholic)
73	Justin Martindale	DL	6-3	250	So.-1L	Wadsworth, Ill. (Warren Township)
49	Troy Maskel	P	6-3	234	Jr.-2L	Georgetown, Ill. (Georgetown-Ridge Farm)
31	Mitchell Matthews	DB	6-0	180	Fr.-HS	Dacula, Ga. (Dacula)
61	Jeremy Melville	OL	6-4	270	Sr.-3L	Wisconsin Rapids, Wis. (Lincoln)
47	Kedric Meredith	FB	6-3	240	Fr.-HS	Peoria, Ill. (Richwoods)
85	Kevelt Mickle	WR	6-3	185	Fr.-HS	Orlando, Fla. (William R. Boone)
30	Dave Mordis	TE	6-3	253	Fr.-RS	Palos Park, Ill. (Stagg)
32	Earl Newby	RB	5-10	211	So.-1L	Riveria Beach, Fla. (Bridgton Academy)
69	Joe Niklasch	OL	6-4	275	Fr.-HS	Hartland, Wis. (Arrowhead)
2	Antwan Oliver	DB	5-10	177	Sr.-1L	Ft. Lauderdale, Fla. (Dillard/Eastern Illinois)
77	Joe Pantoja	OL	6-2	268	Sr.-2L	Gurnee, Ill. (Warren Township)
80	Dan Passarelli	WR	5-11	170	Fr.-TR	Naperville, Ill. (Central/Northern Illinois)
21	Nick Passarelli	DB	5-11	195	Fr.-HS	Naperville, Ill. (Central)
60	Geoff Pearson	OL	6-2	270	Sr.-1L	Naperville, Ill. (Central/DuPage)
63	Matt Pezdek	OL	6-4	312	Sr.-2L	Brookfield, Ill. (Nazareth Academy)
22	Garry Roberts	LB	6-2	192	Fr.-RS	Edna, Texas (Edna)
81	Laurent Robinson	WR	6-2	187	So.-1L	Rockledge, Fla. (Rockledge)
36	William Rolle	DB	5-10	196	Jr.-2L	Immokolee, Fla. (Immokolee)
76	Juan Salcido	OL	6-4	270	Fr.-HS	Rancho Cucamonga, Calif. (Etiwanda)
53	Jim Sharfman	LS	6-1	235	Fr.-RS	Mundelein, Ill. (Mundelein)
90	Dan Simnick	DL	6-2	230	Fr.-RS	Naperville, Ill. (North)
40	Cameron Siskowic	LB	6-2	231	So.-1L	San Diego, Calif. (Clairemont/Washington St.)
54	Rick Splant	LB	6-2	219	Sr.-3L	Lockport, Ill. (Lockport Township)
67	Steve Statz	OL	6-5	275	Fr.-3L	Wisconsin Rapids, Wis. (Lincoln)
51	Mike Stegeman	OL	6-5	297	Jr.-2L	Chatham, Ill. (Glenwood)
6	Kye Stewart	DB	5-11	203	Fr.-RS	Nashville, Tenn. (Pearl-Cohn)
95	Robert Taylor	DL	6-5	300	Jr.-TR	Oak Creek, Wis. (Oak Creek/Iowa Central CC)
28	James Temple	DB	6-0	208	So.-1L	Savannah, Ga. (Savannah)
52	Jesus Terrazas	DL	6-2	271	Jr.-1L	Chicago, Ill. (Bowen/Illinois)
94	Jarek Thomas	DL	6-3	265	Fr.-RS	Orlando, Fla. (Edgewater)
93	Amir Thompson	DL	6-3	270	Fr.-HS	Orlando, Fla. (Pineridge/Pickering, Ontario)
5	Brian Thompson	RB	5-7	195	Jr.-TR	Plantation, Fla. (Plantation/Iowa State)
65	Ryan Thorne	DL	6-2	251	So.-1L	Vista, Calif. (Rancho Buena Vista)
18	Yance Vaughan	QB	6-3	210	Sr.-1L	Ada, Okla. (Ada)
9	Joe Walkins	DB	5-9	180	Sr.-1L	Ft. Lauderdale, Fla. (Dillard/Auburn)
55	Noah Washington	DL	6-4	334	Sr.-1L	LaGrange, Ill. (Lyons Township/DuPage)
43	Jake Weber	LS/TE	6-2	232	So.-1L	Peoria, Ill. (Durlap)
66	Isaiah Wiggins	OL	6-3	280	Fr.-RS	Chicago, Ill. (Prosser)
62	Shawn Wiza	DL	6-7	296	Jr.-1L	Oak Creek, Wis. (Oak Creek/Western Michigan)
37	Sesamir Yearby	OL	6-3	191	Sr.-2L	Quincy, Ill. (Quincy)
1	Sam Yeargin	DB	5-11	185	Sr.-3L	Ft. Lauderdale, Fla. (Dillard)

* Not on the travel roster.

NUMERICAL ROSTER

No.	Name	Pos.	No.	Name	Pos.
1	Sam Yeargin	DB	51	Mike Stegeman	OL
2	Antwan Oliver	DB	52	Jesus Terrazas	DL
3	Alex Filin	DB	53	Jim Sharfman	LS
4	Pierre Jackson	DB/WR	54	Rick Splant	LB
5	Brian Thompson	RB	55	Noah Washington	DL
6	Kye Stewart	DB	56	Darius Givens	LB
7	Kyle Hill	WR	57	Brent Hawkins	DL
9	Joe Walkins	DB	58	Pat Cucci	LB
10	Reuben Granger	DB	59	Bill Hronec	LB
12	Kevin Brockway	QB	60	Geoff Pearson	OL
13	Ramon Barber	WR	61	Jeremy Melville	OL
14	Ryan Hoffman	P	62	Shawn Wiza	OL
16	Brian Busser	WR	63	Matt Pezdek	OL
17	Wally Cirafesi	QB	64	Stafford Davis	OL
18	Yance Vaughan	QB	65	Ryan Thorne	DL
19	Luke Drone	QB	66	Isaiah Wiggins	OL
20	Demetrus Johnson	RB	67	Steve Statz	OL
21	Nick Passarelli	DB	68	Erik Madsen	OL
22	Garry Roberts	LB	69	Joe Niklasch	OL
23	Jordan Brewer	RB	71	Jeff Huntzinger	OL
24	Evan Allen-Gessesse	DB	73	Justin Martindale	DL
25	Leon Kittrell	DB	74	Barry Hartman	OL
26	Cameron Bateman	DB	75	Jariah Downing	OL
27	Tyler Larick	DB	76	Juan Salcido	OL
28	James Temple	DB	77	Joe Pantoja	OL
29	Jesse Caesar	DB	78	Kory Andersen	DL
30	Dave Mordis	TE	79	Jonathan Lyon	OL
31	Mitchell Matthews	DB	80	Dan Passarelli	WR
32	Earl Newby	RB	81	Laurent Robinson	WR
33	Derrick Chambers	RB	82	Kevin Kreger	FB
34	LaShawn Bullock	RB	84	Clint Keller	TE
36	William Rolle	DB	85	Kevelt Mickle	WR
37	Sesamir Yearby	DL	86	Jason Horton	WR
38	Tristan Borzick	FB	87	Marcus Hayden	WR
39	Javier Evelyn	DB	89	Mike Larson	FB
40	Cameron Siskowic	LB	90	Dan Simnick	DL
42	Jonathan Denley	TE	91	Nate Johnson	DL
43	Jake Weber	LS/TE	92	Josh Chrestman	DL
44	Niall Campbell	LB	93	Amir Thompson	DL
45	Ryan Fowler	DB	94	Jarek Thomas	DL
46	Boomer Grigsby	LB	95	Robert Taylor	DL
47	Kedric Meredith	FB	96	Anthony Kirkland	DL
48	Landon Humbles	TE	98	Mike Blough	DL
49	Troy Maskel	P	99	Stephen Carroll	K

PRONUNCIATIONS

Evan Allen-Gessesse	ga-SES-a
Ramon Barber	ra-MON
Mike Blough	rhymes with plow
Tristan Borzick	BORES-ick
Brian Busser	BUS-er
Jesse Caesar	SEE-zahr
Niall Campbell	NILE
Wally Cirafesi	sara-FEE-see
Pat Cucci	COO-chee
Alex Filin	FILL-in
Bill Hronec	RON-ick
Demetrus Johnson	de-ME-trus
Kevin Kreger	CREE-ger
Tyler Larick	LAIR-ick
Troy Maskel	MASS-kul
Kevelt Mickle	kuh-VETT MICK-ul
Joe Niklasch	NICK-hash
Joe Pantoja	pan-TOE-ha
Dan Passarelli	PASS-uh-rel-ee
Nick Passarelli	PASS-uh-rel-ee
Matt Pezdek	PEZ-dek
Laurent Robinson	Loor-RAUNT
William Rolle	ROLL
Cameron Siskowic	SIS-co-wick
Steve Statz	STAHTZ
Mike Stegeman	STEG-eh-man
Jesus Terrazas	tuh-RAHZ-us
Ryan Thorne	THORN
Amir Thompson	ah-MEER
Shawn Wiza	WEEZ-ah
Sesamir Yearby	SEZ-uh-meer
Sam Yeargin	YEER-gun

2004 ILLINOIS STATE TEAM STATS

TEAM STATISTICS	ISU	OPP
SCORING	233	218
Points Per Game	33.3	31.1
FIRST DOWNS	150	130
Rushing	67	52
Passing	73	69
Penalty	10	9
RUSHING YARDAGE	1302	964
Yards gained rushing	1443	1255
Yards lost rushing	141	291
Rushing Attempts	273	295
Average Per Rush	4.8	3.3
Average Per Game	186.0	137.7
TDs Rushing	16	11
PASSING YARDAGE	1725	1722
Att-Comp-Int	262-144-11	220-114-5
Average Per Pass	6.6	7.8
Average Per Catch	12.0	15.1
Average Per Game	246.4	246.0
TDs Passing	12	15
TOTAL OFFENSE	3027	2686
Total Plays	535	515
Average Per Play	5.7	5.2
Average Per Game	432.4	383.7
KICK RETURNS: #-YARDS	28-611	33-565
PUNT RETURNS: #-YARDS	25-264	19-149
INT RETURNS: #-YARDS	5-29	11-70
KICK RETURN AVERAGE	21.8	17.1
PUNT RETURN AVERAGE	10.6	7.8
INT RETURN AVERAGE	5.8	6.4
FUMBLES-LOST	13-9	20-6
PENALTIES-YARDS	59-461	52-413
Average Per Game	65.9	59.0
PUNTS-YARDS	36-1502	49-1804
Average Per Punt	41.7	36.8
Net punt average	37.6	31.4
TIME OF POSSESSION/GAME	29:25	30:35
3RD-DOWN CONVERSIONS	52/118	40/116
3rd-Down Pct	44%	34%
4TH-DOWN CONVERSIONS	4/10	6/11
4th-Down Pct	40%	55%
SACKS BY-YARDS	19-129	10-53
MISC YARDS	33	30
TOUCHDOWNS SCORED	30	28
FIELD GOALS-ATTEMPTS	8-11	8-10
PAT-ATTEMPTS	29-30	26-28
ATTENDANCE	39200	46698
Games/Avg Per Game	4/9800	3/15566
Neutral Site Games		0/0

SCORE BY QUARTERS	1st	2nd	3rd	4th	OT	Total
Illinois State	45	79	30	76	3	233
Opponents	41	69	65	37	6	218

2004 ILLINOIS STATE FOOTBALL INDIVIDUAL STATS

RUSHING	G	Att	Gain	Loss	Net	Avg	TD	Long	Avg/G
Johnson, Demetru	6	99	650	14	636	6.4	6	70	106.0
Thompson, Brian	6	84	543	16	527	6.3	2	34	87.8
Newby, Earl	7	36	99	3	96	2.7	3	11	13.7
Bullock, LaShawn	5	11	48	3	45	4.1	0	15	9.0
Vaughan, Yance	7	33	90	61	29	0.9	5	12	4.1
Horton, Jason	5	1	8	0	8	8.0	0	8	1.6
Hill, Kyle	4	1	3	0	3	3.0	0	3	0.8
Drone, Luke	4	1	1	0	1	1.0	0	0	0.2
Larson, Mike	7	3	1	0	1	0.3	0	1	0.1
TEAM	5	4	0	44	-44	-11.0	0	0	-8.8
Total.....	7	273	1443	141	1302	4.8	16	70	186.0
Opponents.....	7	295	1255	291	964	3.3	11	80	137.7

PASSING	G	Effic	Att-Comp-Int	Pct	Yds	TD	Lng	Avg/G
Vaughan, Yance	7	119.01	256-143-11	55.9	1715	12	74	245.0
TEAM	5	0.00	3-0-0	0.0	0	0	0	0.0
Drone, Luke	4	92.00	2-1-0	50.0	10	0	10	2.5
Johnson, Demetru	6	0.00	1-0-0	0.0	0	0	0	0.0
Total.....	7	116.98	262-144-11	55.0	1725	12	74	246.4
Opponents.....	7	135.52	220-114-5	51.8	1722	15	83	246.0

RECEIVING	G	No.	Yds	Avg	TD	Long	Avg/G
Robinson, Lauren	7	32	386	12.1	6	74	55.1
Barber, Ramon	7	25	286	11.4	1	38	40.9
Johnson, Demetru	6	20	167	8.4	0	38	27.8
Mickle, Kevett	7	19	343	18.1	0	50	49.0
Larson, Mike	7	17	215	12.6	1	37	30.7
Horton, Jason	5	11	163	14.8	3	42	32.6
Mordis, Dave	6	6	66	11.0	1	26	11.0
Hill, Kyle	4	5	31	6.2	0	18	7.8
Thompson, Brian	6	3	36	12.0	0	16	6.0
Busser, Brian	7	3	21	7.0	0	16	3.0
Bullock, LaShawn	5	2	2	1.0	0	1	0.4
Denley, Jonathan	5	1	9	9.0	0	9	1.8
Total.....	7	144	1725	12.0	12	74	246.4
Opponents.....	7	114	1722	15.1	15	83	246.0

PUNT RETURNS	No.	Yds	Avg	TD	Long
Hill, Kyle	14	163	11.6	0	66
Walkins, Joe	6	70	11.7	1	52
Passarelli, Dan	4	32	8.0	0	15
Bullock, LaShawn	1	-1	-1.0	0	0
Total.....	25	264	10.6	1	66
Opponents.....	19	149	7.8	0	23

INTERCEPTIONS	No.	Yds	Avg	TD	Long
Filin, Alex	3	29	9.7	0	28
Allen-Gessesse	1	0	0.0	0	0
Oliver, Antwan	1	0	0.0	0	0
Total.....	5	29	5.8	0	28
Opponents.....	11	70	6.4	0	20

KICK RETURNS	No.	Yds	Avg	TD	Long
Walkins, Joe	8	194	24.2	0	34
Johnson, Demetru	7	117	16.7	0	31
Horton, Jason	4	76	19.0	0	26
Hill, Kyle	4	69	17.2	0	23
Borzick, Tristan	3	40	13.3	0	20
Bullock, LaShawn	1	97	97.0	1	97
Campbell, Niall	1	18	18.0	0	18
Total.....	28	611	21.8	1	97
Opponents.....	33	565	17.1	1	100

FUMBLE RETURNS	No.	Yds	Avg	TD	Long
Temple, James	1	33	33.0	0	33
Total.....	1	33	33.0	0	33
Opponents.....	1	30	30.0	1	30

SCORING	TD	FGs	----- PATS -----					Saf	Points
			Kick	Rush	Rcv	Pass	DXP		
Carroll, Stephen	0	8-11	29-30	0-0	0	0-0	0	0	53
Robinson, Lauren	6	0-0	0-0	0-0	0	0-0	0	0	36
Johnson, Demetru	6	0-0	0-0	0-0	0	0-0	0	0	36
Vaughan, Yance	5	0-0	0-0	0-0	0	0-0	0	0	30
Horton, Jason	3	0-0	0-0	0-0	0	0-0	0	0	18
Newby, Earl	3	0-0	0-0	0-0	0	0-0	0	0	18
Thompson, Brian	2	0-0	0-0	0-0	0	0-0	0	0	12
Mordis, Dave	1	0-0	0-0	0-0	0	0-0	0	0	6
Larson, Mike	1	0-0	0-0	0-0	0	0-0	0	0	6
Bullock, LaShawn	1	0-0	0-0	0-0	0	0-0	0	0	6
Walkins, Joe	1	0-0	0-0	0-0	0	0-0	0	0	6
Barber, Ramon	1	0-0	0-0	0-0	0	0-0	0	0	6
Total.....	30	8-11	29-30	0-0	0	0-0	0	0	233
Opponents.....	28	8-10	26-28	0-0	0	0-0	0	0	218

TOTAL OFFENSE	G	Plays	Rush	Pass	Total	Avg/G
Vaughan, Yance	7	289	29	1715	1744	249.1
Johnson, Demetru	6	100	636	0	636	106.0
Thompson, Brian	6	84	527	0	527	87.8
Newby, Earl	7	36	96	0	96	13.7
Bullock, LaShawn	5	11	45	0	45	9.0
Drone, Luke	4	3	1	10	11	2.8
Horton, Jason	5	1	8	0	8	1.6
Hill, Kyle	4	1	3	0	3	0.8
Larson, Mike	7	3	1	0	1	0.1
TEAM	5	7	-44	0	-44	-8.8
Total.....	7	535	1302	1725	3027	432.4
Opponents.....	7	515	964	1722	2686	383.7

FIELD GOALS	FGM-FGA	Pct	01-19	20-29	30-39	40-49	50-99	Lg	Blk
Carroll, Stephen	8-11	72.7	1-1	1-1	5-7	1-2	0-0	48	1

FG SEQUENCE	Illinois State	OPPONENTS
SKU	(21)	-
Minnesota	43,34	(39)
Eastern Illinois	-	(28)
Indiana State	37,(35)	32,(34),(36)
SMS	(38),(35)	(45)
Western Illinois	(48)	(31),(43)
Youngstown State	(19),(38),(31)	(19),34

PUNTING	No.	Yds	Avg	Long	TB	FC	I20	Blkd
Hoffman, Ryan	34	1489	43.8	70	5	0	12	1
TEAM	2	13	6.5	13	0	0	0	1
Total.....	36	1502	41.7	70	5	0	12	2
Opponents.....	49	1804	36.8	55	0	10	7	0

ALL PURPOSE	G	Rush	Rec	PR	KOR	IR	Tot	Avg/G
Johnson, Demetru	6	636	167	0	117	0	920	153.3
Thompson, Brian	6	527	36	0	0	0	563	93.8
Robinson, Lauren	7	0	386	0	0	0	386	55.1
Mickle, Kevett	7	0	343	0	0	0	343	49.0
Barber, Ramon	7	0	286	0	0	0	286	40.9
Hill, Kyle	4	3	31	163	69	0	266	66.5
Walkins, Joe	7	0	0	70	194	0	264	37.7
Horton, Jason	5	8	163	0	76	0	247	49.4
Larson, Mike	7	1	215	0	0	0	216	30.9
Bullock, LaShawn	5	45	2	-1	97	0	143	28.6
Newby, Earl	7	96	0	0	0	0	96	13.7
Mordis, Dave	6	0	66	0	0	0	66	11.0
Borzick, Tristan	3	0	0	0	40	0	40	5.7
Passarelli, Dan	7	0	0	32	0	0	32	10.7
Filin, Alex	7	0	0	0	0	29	29	4.1
Vaughan, Yance	7	29						

2004 ILLINOIS STATE FOOTBALL DEFENSIVE STATS

DEFENSIVE LEADERS	GP	TACKLES			SACKS		PASS DEF			FUMBLES		BLKD	
		SOLO	AST	TOTAL	TFL/YDS	NO-YARDS	INT-YDS	BRUP	QBH	RCV-YDS	FF	KICK	SAF
46 Grigsby,Boomer	7	38	60	98	6.5-29	3.0-20	.	2	.	2-0	2	.	.
40 Siskowic,Cameron	7	27	37	64	4.0-26	1.0-16	.	1	.	.	1	.	.
28 Temple,James	7	15	26	41	1.5-1	1.0-1	.	1	.	1-33	1	.	.
36 Rolle,William	7	21	20	41	4.0-11	0.5-5	1	.	.
29 Caesar,Jesse	7	18	20	38	3.0-7
21 Passarelli,Nick	7	18	18	36	4.5-23	2.5-18	.	1
92 Chrestman,Josh	7	11	13	24	6.5-27	3.0-19	1	.	.
73 Martindale,Justin	7	5	19	24	7.0-21	2.0-9	1	1	.
9 Walkins,Joe	7	16	7	23	.	.	.	11
94 Thomas,Jarek	6	5	18	23	3.0-10	1.0-5	.	2
3 Filin,Alex	7	10	8	18	1.0-2	.	3-29
24 Allen-Gessesse,Evan	6	6	10	16	0.5-1	.	1-0	3	.	.	1	.	.
57 Hawkins,Brent	5	5	10	15	9.0-30	3.0-21	.	4	.	.	1	.	.
6 Stewart,Kye	3	6	8	14	2.5-12	1.0-7
2 Oliver,Antwan	5	7	7	14	1.0-4	.	1-0	3	.	1-0	.	.	.
44 Campbell,Niall	7	.	12	12	1-0	.	.	.
54 Splant,Rick	7	4	6	10	0.5-4	0.5-4
37 Yearby,Sesamir	6	2	6	8	0.5-0	1	.	.
91 Johnson,Nate	5	5	3	8	1.5-5	0.5-4
59 Hronec,Bill	5	3	4	7	1	.	.
27 Larick,Tyler	6	4	3	7
98 Blough,Mike	7	1	5	6	0.5-0	.	.	1
38 Borzick,Tristan	7	3	2	5
4 Jackson,Pierre	5	2	2	4	1-0	.	.	.
25 Kittrell,Leon	5	2	1	3
81 Robinson,Laurent	7	3	.	3
43 Weber,Jake	6	1	1	2
13 Barber,Ramon	7	1	1	2
32 Newby,Earl	7	1	1	2
89 Larson,Mike	7	2	.	2
65 Thorne,Ryan	5	1	1	2
86 Horton,Jason	5	.	1	1
55 Washington,Noah	5	.	1	1
56 Givens,Darius	6	.	1	1
95 Taylor,Robert	4	1	.	1
78 Andersen,Kory	2	1	.	1
67 Statz,Steve	6	1	.	1
18 Vaughan,Yance	7	1	.	1
19 Drone,Luke	4	.	1	1
87 Hayden,Marcus	4	1	.	1
90 Simnick,Dan	1	1	.	1
52 Terrazas,Jesus	2	1	.	1	1.0-1
Total.....	7	250	333	583	57-212	19-129	5-29	29	.	6-33	11	1	.
Opponents.....	7	272	291	563	34.0-88	10-53	11-70	34	.	9-30	6	3	.



GAME-BY-GAME INDIVIDUAL STATS

Rushing (Att.-Yds.-TD)

Opponent	Bullock	D. Johnson	Newby	B. Thompson
St. Xavier	INJ.	17-161-3	14-48-0	3-2-0
@ Minnesota	INJ.	14-107-0	5-7-0	1-0-0
E. Illinois	3-2-0	20-70-0	5-7-1	0-0-0
@ Indiana St.	1-15-0	17-138-2	8-24-2	0-0-0
SMS	INJ.	23-129-1	3-8-0	22-151-1
@ W. Illinois	5-16-0	8-34-0	0-0-0	21-152-1
Y'town St.	2-12-0	INJ.	1-2-0	37-222-0
@ Western Ky.				
S. Illinois				
@ N. Iowa				
@ Fla. Atlantic				

Passing (Comp.-Att.-Int.-Yds.-TD)

Opponent	Drone	Vaughan
St. Xavier	1-2-0-10-0	13-20-0-225-2
@ Minnesota	0-0-0-0-0	33-57-2-372-2
E. Illinois	0-0-0-0-0	19-30-1-214-3
@ Indiana St.	0-0-0-0-0	29-53-2-348-1
SMS	0-0-0-0-0	22-36-2-171-1
@ W. Illinois	DNP	13-29-3-219-2
Y'town St.	DNP	14-31-1-166-1
@ Western Ky.		
S. Illinois		
@ N. Iowa		
@ Fla. Atlantic		

Receiving (No.-Yds.-TD)

Opponent	Barber	Hill	Horton	Larson	Mickle	Mordis	Robinson
St. Xavier	3-42-0	2-8-0	DNP	2-53-0	1-10-0	1-9-0	4-105-2
@ Minnesota	7-92-1	3-23-0	1-22-1	3-44-0	3-34-0	1-26-0	9-80-0
E. Illinois	4-59-0	0-0-0	3-36-1	4-64-0	1-19-0	1-2-1	2-22-1
@ Indiana St.	8-75-0	0-0-0	INJ.	3-24-0	6-104-0	0-0-0	5-61-1
SMS	1-9-0	INJ.	4-28-0	1-8-0	1-9-0	1-20-0	9-66-1
@ W. Illinois	0-0-0	INJ.	3-77-1	1-4-0	3-74-0	0-0-0	2-30-1
Y'town St.	2-9-0	INJ.	0-0-0	3-18-1	4-93-0	2-9-0	1-22-0
@ Western Ky.							
S. Illinois							
@ N. Iowa							
@ Fla. Atlantic							

Defense (Tackles-Sacks-Int.)

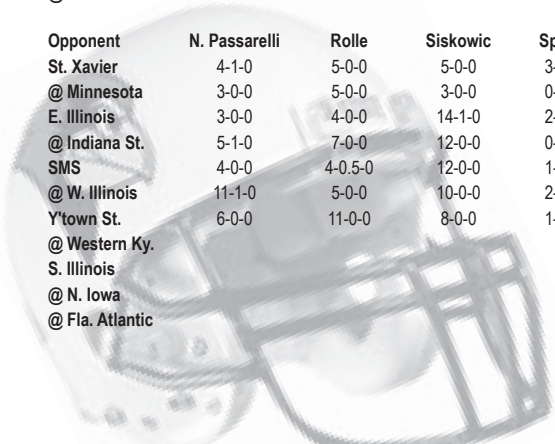
Opponent	Allen-Gessesse	Blough	Caesar	Campbell	Chrestman	Filin	Grigsby	Hawkins	N. Johnson	Kittrell	Martindale	Oliver
St. Xavier	3-0-1	0-0-0	6-0-0	2-0-0	3-0-0	2-0-1	8-2-0	2-1-0	2-0-0	2-0-0	4-1-0	4-0-1
@ Minnesota	4-0-0	0-0-0	8-0-0	2-0-0	1-0-0	1-0-0	8-0-0	2-1-0	0-0-0	0-0-0	0-0-0	INJ.
E. Illinois	5-0-0	0-0-0	8-0-0	3-0-0	8-1-0	2-0-1	14-1-0	3-0-0	0-0-0	0-0-0	3-0-0	INJ.
@ Indiana St.	4-0-0	1-0-0	8-0-0	3-0-0	1-0-0	3-0-0	21-0-0	4-0-0	0-0-0	INJ.	5-0-0	1-0-0
SMS	0-0-0	1-0-0	3-0-0	2-0-0	2-0-0	5-0-0	12-0-0	INJ.	5-0-5-0	INJ.	4-1-0	3-0-0
@ W. Illinois	DNP	3-0-0	2-0-0	0-0-0	7-2-0	3-0-0	17-0-0	INJ.	1-0-0	0-0-0	3-0-0	5-0-0
Y'town St.	0-0-0	0-1-0	3-0-0	0-0-0	1-0-0	2-0-1	18-0-0	4-1-0	0-0-0	1-0-0	5-0-0	1-0-0
@ Western Ky.												
S. Illinois												
@ N. Iowa												
@ Fla. Atlantic												

Opponent	N. Passarelli	Rolle	Siskowic	Splant	Stewart	Taylor	Temple	Terrazas	Thomas	Walkins	Washington	Yearby
St. Xavier	4-1-0	5-0-0	5-0-0	3-0-0	6-1-0	0-0-0	4-0-0	1-0-0	2-0-0	4-0-0	1-0-0	4-0-0
@ Minnesota	3-0-0	5-0-0	3-0-0	0-0-0	6-0-0	1-0-0	5-0-0	DNP	1-0-0	6-0-0	0-0-0	1-0-0
E. Illinois	3-0-0	4-0-0	14-1-0	2-0-0	INJ.	0-0-0	5-1-0	0-0-0	6-1-0	7-0-0	0-0-0	0-0-0
@ Indiana St.	5-1-0	7-0-0	12-0-0	0-0-0	INJ.	DNP	12-0-0	0-0-0	4-0-0	0-0-0	DNP	0-0-0
SMS	4-0-0	4-0-5-0	12-0-0	1-0-0	INJ.	0-0-0	7-0-0	0-0-0	INJ.	1-0-0	0-0-0	0-0-0
@ W. Illinois	11-1-0	5-0-0	10-0-0	2-1-0	INJ.	DNP	3-0-0	DNP	4-0-0	4-0-0	DNP	1-0-0
Y'town St.	6-0-0	11-0-0	8-0-0	1-0-0	INJ.	DNP	5-0-0	DNP	6-0-0	1-0-0	0-0-0	2-0-0
@ Western Ky.												
S. Illinois												
@ N. Iowa												
@ Fla. Atlantic												

POINTS OFF TURNOVERS

Opponent	ISU's Scoring off TOs
St. Xavier 3 (1 FG)
@ Minnesota 7 (1 TD)
E. Illinois 14 (2 TDs)
@ Indiana St. 7 (1 TD)
SMS 7 (1 TD)
@ W. Illinois 0
Y'town St. 3 (1 FG)
@ Western Ky.	
S. Illinois	
@ N. Iowa	
Total 41 (5 TDs, 2 FGs)

Opponent	Opponent Scoring off TOs
St. Xavier 7 (1 TD)
@ Minnesota 0
E. Illinois 14 (2 TDs)
@ Indiana St. 10 (1 TD, 1 FG)
SMS 7 (1 TD)
@ W. Illinois 7 (1 TD)
Y'town St. 10 (1 TD, 1 FG)
@ Western Ky.	
S. Illinois	
@ N. Iowa	
Total 55 (7 TDs, 2 FGs)



ILLINOIS STATE'S RECORD WHEN ...

Home	4-0
Road	0-3
Gateway	1-1
Grass	0-1
Turf	4-2
Day	2-3
Night	2-0
Score first	2-2
Opponent scores first	2-1
Leading after first quarter	1-1
Tied after first quarter	1-1
Trailing after first quarter	2-1
Leading at halftime	1-1
Tied at halftime	1-0
Trailing at halftime	2-2
Leading after third quarter	1-0
Tied after third quarter	1-0
Trailing after third quarter	2-3
Scoring 10 or less points	0-0
Scoring 11-20 points	0-0
Scoring 21-30 points	1-1
Scoring 31-40 points	2-2
Scoring 41 or more points	1-0
Allowing 10 or less points	0-0
Allowing 11-20 points	1-0
Allowing 21-30 points	1-0
Allowing 31-40 points	2-2
Allowing 41 or more points	0-1
Having less turnovers	2-0
Having more turnovers	2-3
Same number of turnovers	0-0
Scoring a defensive touchdown	0-0
Allowing a defensive touchdown	1-0
Scoring a special team touchdown	1-0
Allowing a special team touchdown	1-0
Rushing for under 100 yards	1-0
Rushing for 101-200 yards	1-2
Rushing for 201-300 yards	1-1
Rushing for over 300 yards	1-0
Passing for under 100 yards	0-0
Passing for 101-200 yards	2-0
Passing for 201-300 yards	2-1
Passing for over 300 yards	0-2
Allowing under 100 yards rushing	2-0
Allowing 101-200 yards rushing	2-2
Allowing 201-300 yards rushing	0-0
Allowing over 300 yards rushing	0-1
Allowing under 100 yards passing	0-0
Allowing 101-200 yards passing	2-0
Allowing 201-300 yards passing	2-1
Allowing over 300 yards passing	0-2

ILLINOIS STATE SCORING PLAYS/DRIVES

Qtr.	Opponent	Time	Scoring Play	Conversion	Plays-Yds.	TOP	Score
1	Saint Xavier	10:47	D. Johnson 70-yard run	Carroll kick	1-70	:13	7-0
1	Saint Xavier	5:57	Vaughan 2-yard run	Carroll kick	7-46	3:07	14-0
2	Saint Xavier	9:25	Robinson 17-yard pass from Vaughan	Kick failed	4-51	1:04	20-0
2	Saint Xavier	3:32	D. Johnson 5-yard run	Carroll kick	7-25	3:29	27-0
2	Saint Xavier	:49	D. Johnson 10-yard run	Carroll kick	7-71	2:13	34-0
3	Saint Xavier	7:53	Carroll 21-yard field goal		4-6	1:41	37-0
4	Saint Xavier	14:35	Robinson 74-yard pass from Vaughan	Carroll kick	1-74	:12	44-0
1	Minnesota	12:43	Barber 38-yard pass from Vaughan	Carroll kick	3-44	1:26	7-0
2	Minnesota	1:09	Horton 22-yard pass from Vaughan	Carroll kick	4-54	:48	14-14
4	Minnesota	9:17	Vaughan 1-yard run	Carroll kick	14-66	5:26	21-37
1	Eastern Illinois	2:36	Robinson 15-yard pass from Vaughan	Carroll kick	7-51	2:12	7-7
2	Eastern Illinois	9:20	Horton 13-yard pass from Vaughan	Carroll kick	9-60	4:31	14-7
3	Eastern Illinois	6:55	Mordis 2-yard pass from Vaughan	Carroll kick	3-11	1:22	21-14
4	Eastern Illinois	4:22	Newby 2-yard run	Carroll kick	8-80	1:57	28-31
4	Eastern Illinois	2:39	Vaughan 3-yard run	Carroll kick	5-22	1:38	35-31
2	Indiana State	3:39	Newby 1-yard run	Carroll kick	10-83	3:06	7-14
3	Indiana State	:21	Johnson 16-yard run	Carroll kick	8-78	2:58	14-28
4	Indiana State	12:30	Robinson 14-yard pass from Vaughan	Carroll kick	3-55	:57	21-28
4	Indiana State	7:59	Johnson 3-yard run	Carroll kick	8-38	2:37	28-28
4	Indiana State	1:59	Newby 6-yard run	Carroll kick	11-65	5:04	35-28
OT	Indiana State		Carroll 35-yard field goal				38-38
2	SMS	14:52	Johnson 30-yard run	Carroll kick	9-64	3:56	7-3
2	SMS	5:21	Carroll 38-yard field goal		10-44	4:07	10-10
2	SMS	1:35	Thompson 2-yard run	Carroll kick	7-58	2:01	17-17
3	SMS	3:29	Vaughan 1-yard run	Carroll kick	9-57	4:35	24-31
4	SMS	3:13	Robinson 9-yard pass from Vaughan	Carroll kick	15-99	5:13	31-31
4	SMS	:12	Carroll 35-yard field goal		11-63	1:26	34-31
1	Western Illinois	9:21	Carroll 48-yard field goal		5-18	1:09	3-0
1	Western Illinois	1:44	Thompson 18-yard run	Carroll kick	3-65	:51	10-7
2	Western Illinois	10:08	Robinson 14-yard pass from Vaughan	Carroll kick	8-80	3:48	17-7
2	Western Illinois	4:17	Vaughan 1-yard run	Carroll kick	4-17	1:11	24-14
4	Western Illinois	6:16	Horton 7-yard pass from Vaughan	Carroll kick	8-54	3:13	31-37
1	Youngstown St.	14:45	Bullock 97-yard kickoff return	Carroll kick			7-0
2	Youngstown St.	7:36	Larson 6-yard pass from Vaughan	Carroll kick	15-80	7:57	14-10
3	Youngstown St.	8:38	Carroll 19-yard field goal		10-66	4:19	17-17
3	Youngstown St.	3:45	Carroll 38-yard field goal		9-30	3:35	20-17
4	Youngstown St.	12:26	Walkins 52-yard punt return	Carroll kick			27-24
4	Youngstown St.	6:26	Carroll 31-yard field goal		6-19	2:57	30-24

OPPONENT SCORING PLAYS/DRIVES

Qtr.	Opponent	Time	Scoring Play	Conversion	Play-Yds.	TOP	Score
4	Saint Xavier	7:47	Doherty 6-yard pass from Raczka	Longest kick	10-73	3:16	44-7
4	Saint Xavier	2:19	Raczka 2-yard run	Longest kick	5-23	2:56	44-14
1	Minnesota	6:27	Ellerson 2-yard pass from Cupito	Lloyd kick	7-72	2:42	7-7
2	Minnesota	8:25	Barber 5-yard run	Lloyd kick	10-74	3:42	7-14
2	Minnesota	:19	Barber 10-yard run	Kick blocked	6-57	:50	14-20
3	Minnesota	10:17	Lloyd 39-yard field goal		7-31	3:21	14-23
3	Minnesota	6:04	Maroney 80-yard run	Lloyd kick	4-94	1:22	14-30
3	Minnesota	3:56	Wheelwright 80-yard pass from Cupito	Lloyd kick	1-80	:12	14-37
1	Eastern Illinois	8:55	Webb 1-yard run	Kuehn kick	14-80	6:05	0-7
2	Eastern Illinois	:22	Parsill 13-yard pass from Schabert	Kuehn kick	5-25	1:54	14-14
3	Eastern Illinois	1:10	Schabert 1-yard run	Kuehn kick	8-77	3:43	21-21
4	Eastern Illinois	7:12	Kuehn 28-yard field goal		12-83	6:12	21-24
3	Eastern Illinois	6:17	Day 30-yard fumble recovery	Kuehn kick			21-31
1	Indiana State	8:37	Petrowski 27-yard pass from Johnson	Hooper kick	15-82	6:23	0-7
2	Indiana State	6:50	Naves 57-yard pass from Johnson	Hooper kick	1-57	:12	0-14
3	Indiana State	9:16	Shields 6-yard run	Hooper kick	5-80	1:50	7-21
3	Indiana State	6:22	Montfort 3-yard run	Hooper kick	3-5	1:34	7-28
4	Indiana State	1:09	Logan 58-yard pass from Johnson	Hooper kick	4-80	:50	35-35
OT	Indiana State		Hooper 34-yard field goal				35-38
2OT	Indiana State		Hooper 36-yard field goal				38-41
1	SMS	10:09	Scifres 45-yard field goal		7-20	3:54	0-3
2	SMS	9:28	Rush 28-yard pass from Porter	Scifres kick	1-28	:06	7-10
2	SMS	3:41	Portee 3-yard run	Scifres kick	6-80	1:40	10-17
2	SMS	1:21	Rush 100-yard kickoff return	Scifres kick			17-24
3	SMS	10:57	Rush 16-yard pass from Porter	Scifres kick	3-32	:54	17-31
1	Western Illinois	2:35	Glasford 33-yard pass from LaFalce	Langan kick	6-58	2:22	3-7
2	Western Illinois	7:53	Norris 52-yard pass from LaFalce	Langan kick	5-50	2:15	17-14
2	Western Illinois	:17	LaFalce 2-yard run	Langan kick	13-84	4:00	24-21
3	Western Illinois	8:47	Yellin 1-yard pass from LaFalce	Kick failed	11-72	5:07	24-27
3	Western Illinois	3:45	Gray 83-yard pass from LaFalce	Langan kick	3-81	:23	24-34
4	Western Illinois	12:05	Langan 31-yard field goal		5-26	1:07	24-37
4	Western Illinois	2:44	Langan 43-yard field goal		7-53	3:32	31-40
1	Youngstown St.	11:37	Roberts 27-yard pass from Zetts	Terracina kick	8-82	3:07	7-7
1	Youngstown St.	7:49	Terracina 19-yard field goal		7-20	2:07	7-10
2	Youngstown St.	:54	Ison 3-yard pass from Zetts	Terracina kick	2-13	:12	14-17
3	Youngstown St.	:46	Cayson 13-yard run	Terracina kick	8-80	2:59	20-24

RANKING THE REDBIRDS NATIONALLY**Team Statistics**

Rushing Offense.....	33	186.00
Passing Offense.....	26	246.43
Total Offense.....	10	432.43
Scoring Offense.....	20	33.29
Rushing Defense.....	48	137.71
Pass Efficiency Defense.....	103	135.50
Total Defense.....	82	383.71
Scoring Defense.....	95	31.14
Net Punting.....	13	37.58
Punt Returns.....	30	10.56
Kickoff Returns.....	26	21.82
Turnover Margin.....	109	-1.29
Pass Defense.....	109	246.00
Passing Efficiency.....	59	117.02

Individual Statistics in the Top 30

Demetrus Johnson - Rushing.....	19	106.17
Yance Vaughan - Total Offense.....	19	249.14
Ryan Hoffman - Punting.....	5	43.79
Stephen Carroll - Field Goals.....	17	1.14
Demetrus Johnson - All-Purpose Yards.....	11	153.50

REDBIRD MILESTONES UNDER JOHNSON

Here is a list of ISU players that have passed for 300 yards or rushed or caught 100 yards in **Denver Johnson's** tenure:

100-Yard Rushing Games (34)

239, Sha-Ron Edwards at SMS (11/8/03)
233, Sha-Ron Edwards vs. Western Ky. (10/18/03)
222, Brian Thompson vs. Youngstown State (10/23/04)
210, Quincy Washington vs. Quincy (9/7/02)
200, Willie Watts vs. Indiana State (11/10/01)
199, Sha-Ron Edwards vs. Indiana St. (11/15/03)
186, Willie Watts vs. EIU (11/11/00)
183, Sha-Ron Edwards at Y'town St. (10/25/03)
174, Willie Watts at WIU (11/4/00)
169, Q. Washington vs. Murray St. (9/21/02)
167, Quincy Washington vs. SMS (10/5/02)
161, Demetrus Johnson vs. Saint Xavier (9/2/04)
161, Willie Watts vs. SMS (11/18/00)
159, Demetrus Johnson at EIU (9/20/03)
158, Willie Watts vs. Northern Iowa (10/27/01)
158, Walter James at UNI (9/30/00)
156, Willie Watts at SEMO (9/16/00)
155, Willie Watts at Murray St. (9/8/01)
152, Brian Thompson at Western Illinois (10/16/04)
152, Sha-Ron Edwards vs. Drake (8/28/03)
151, Brian Thompson vs. SMS (10/9/04)
145, Willie Watts vs. W. Va. Tech (8/31/00)
139, Demetrus Johnson at Indiana State (10/2/04)
135, Willie Watts vs. SEMO (9/22/01)
132, Demetrus Johnson vs. Truman St. (9/13/03)
129, Demetrus Johnson vs. SMS (10/9/04)
127, Quincy Washington vs. WIU (10/12/02)
126, Quincy Washington vs. SIU (10/19/02)
110, Willie Watts vs. WKU (11/3/01)
109, Walter James vs. W. Va. Tech (8/31/00)
108, Walter James vs. YSU (10/7/00)
106, LaShawn Bullock at Y'town State (10/25/03)
104, Demetrus Johnson at Minnesota (9/11/04)
104, Quincy Washington at UNI (10/26/02)
101, Willie Watts vs. PV A&M (10/21/00)

300-Yard Passing Games (6)

385, Mike Souza at Illinois (9/6/03)
372, Yance Vaughan at Minnesota (9/11/04)
350, Kevin Glenn vs. SMS (11/18/00)
348, Yance Vaughan at Indiana State (10/2/04)
319, Dusty Burk vs. Northern Iowa (10/27/01)
310, Dusty Burk at Indiana St. (10/14/00)

100-Yard Receiving Games (15)

243, Dwayne Smith at Illinois (9/6/03)
183, Vito Golson vs. Northern Iowa (10/27/01)
136, Vito Golson at Indiana State (11/16/02)
136, Gerry Davis at UNI (9/30/00)
118, Dwayne Smith at Y'town St. (10/25/03)
115, Justin Frierson vs. W. Va. Tech (8/31/00)
113, Vito Golson vs. SIU (10/19/02)
110, Vito Golson vs. MSU (9/21/02)
109, Vito Golson at INS (10/14/00)
108, Dwayne Smith at SMS (11/8/03)
107, Mark Schaeve vs. WKU (11/3/01)
107, Steve Kostro vs. EIU (11/11/00)
105, Laurént Robinson vs. Saint Xavier (9/2/04)
105, Mark Schaeve vs. WIU (10/13/01)
104, Kevett Mickle at Indiana State (10/2/04)
102, Jon Laurenti vs. SMS (11/18/00)



ILLINOIS STATE IN THE REDZONE

Opponent	Times in 20	Times Scored	Total Pts.	Rush TDs	Pass TDs	Total TDs	FGs Made	FGA	– Failed to score inside 20 –					Game
									Downs	Int	Fum	Half		
Saint Xavier	5	5	30	3	1	4	1	0	0	0	0	0	0	0
at Minnesota	3	1	7	1	0	1	0	1	0	1	0	0	0	0
E. Illinois	5	5	35	2	3	5	0	0	0	0	0	0	0	0
at Indiana St.	7	6	38	4	1	5	1	1	0	0	0	0	0	0
SMS	5	5	27	2	1	3	2	0	0	0	0	0	0	0
at W. Illinois	4	4	28	2	2	4	0	0	0	0	0	0	0	0
Y'town St.	3	3	13	0	1	1	2	0	0	0	0	0	0	0
at Western Ky.														
S. Illinois														
at N. Iowa														
at Fla. Atlantic														
Totals (90.6%)	32	29	178	14	9	23	6	2	0	1	0	0	0	0

OPPONENTS IN THE REDZONE

Opponent	Times in 20	Times Scored	Total Pts.	Rush TDs	Pass TDs	Total TDs	FGs Made	FGA	– Failed to score inside 20 –					Game
									Downs	Int	Fum	Half		
Saint Xavier	4	2	14	1	1	2	0	0	1	1	0	0	0	0
at Minnesota	4	3	20	2	1	3	0	0	0	0	1	0	0	0
E. Illinois	5	4	24	2	1	3	1	0	1	0	0	0	0	0
at Indiana St.	4	3	17	2	0	2	1	1	0	0	0	0	0	0
SMS	3	2	14	1	1	2	0	0	0	0	1	0	0	0
at W. Illinois	4	4	19	1	1	2	2	0	0	0	0	0	0	0
Y'town St.	5	3	17	1	1	2	1	1	1	0	0	0	0	0
at Western Ky.														
S. Illinois														
at N. Iowa														
at Fla. Atlantic														
Totals (72.4%)	29	21	125	10	6	16	5	2	3	1	2	0	0	0

GAME-BY-GAME (ISU/OPPONENT)

Opponent	Score	1st Downs	Rushing	Passing	Pass Yards	Plays	Total Yards	Ret Yards	Pen Yards	TOs
Saint Xavier	44/14	15/13	37-217/39-(-55)	22-14-0/39-13-3	235/196	59/78	452/141	173/109	77/34	3/4
at Minnesota	21/37	26/23	30-108/42-303	59-33-2/23-11-0	372-206	89/65	480/509	109/101	76/93	2/1
E. Illinois	35/31	16/19	36-90/43-94	30-19-1/39-20-1	214/281	66/82	304/375	103/161	65/80	2/3
at Indiana St.	38/41	27/21	34-175/49-127	53-29-2/35-22-0	348/373	87/84	523/500	71/80	43/50	4/1
SMS	34/31	29/15	55-304/35-181	38-22-2/21-13-0	171/140	93/56	475/321	130/198	50/91	3/1
at W. Illinois	31/40	17/20	37-211/49-156	29-13-3/34-20-0	219/353	66/83	430/509	112/85	50/40	3/0
Y'town St.	30/24	20/19	44-197/38-158	31-14-1/29-15-1	166/173	75/67	363/331	239/80	100/25	3/1
at Western Ky.										
S. Illinois										
at N. Iowa										
at Fla. Atlantic										
Totals	233/218	150/130	273=1302/295-964	262-144-11/220-114-5	1725/1722	525/515	3027/2686	937/814	461/413	20/11

3RD DOWN CONVERSIONS (ISU/OPPONENT)

Opponent	Score	Overall	1 st Qtr	2 nd Qtr	3 rd Qtr	4 th Qtr	OT
Saint Xavier	44/14	4-12/4-21	1-2/2-7	2-4/1-5	1-4/1-3	0-2/0-6	NA
at Minnesota	21/37	6-19/2-10	2-3/1-4	1-3/1-2	2-5/0-1	1-8/0-3	NA
E. Illinois	35/31	6-15/8-21	1-2/3-5	3-5/1-5	1-4/1-5	1-4/3-6	NA
at Indiana St.	38/41	10-19/9-20	0-2/6-8	2-3/1-4	2-6/2-4	5-6/0-2	1-2/0-2
SMS	34/31	14-22/3-10	3-6/1-3	3-5/1-2	2-5/0-3	6-6/1-2	NA
at W. Illinois	31/40	3-13/9-20	0-3/2-5	1-2/5-7	0-4/1-4	2-4/1-4	NA
Y'town St.	30/24	9-18/5-14	0-2/3-5	6-8/1-4	2-4/0-2	1-4/1-3	NA
at Western Ky.							
S. Illinois							
at N. Iowa							
at Fla. Atlantic							
Totals	233/218	52-118/40-116	7-20/18-37	18-30/11-29	10-32/5-22	16-34/6-26	1-2/0-2

4TH DOWN CONVERSIONS (ISU/OPPONENT)

Opponent	Score	Overall	1 st Qtr	2 nd Qtr	3 rd Qtr	4 th Qtr	OT
Saint Xavier	44/14	1-3/3-4	0-0/1-1	1-1/0-0	0-1/0-0	0-1/2-3	NA
at Minnesota	21/37	2-3/0-0	0-0/0-0	0-0/0-0	0-0/0-0	2-3/0-0	NA
E. Illinois	35/31	0-0/2-3	0-0/1-1	0-0/0-0	0-0/0-0	0-0/1-2	NA
at Indiana St.	38/41	0-0/0-0	0-0/0-0	0-0/0-0	0-0/0-0	0-0/0-0	0-0/0-0
SMS	34/31	1-2/0-1	1-1/0-1	0-0/0-0	0-1/0-0	0-0/0-0	NA
at W. Illinois	31/40	0-0/1-2	0-0/0-0	0-0/0-1	0-0/1-1	0-0/0-0	NA
Y'town St.	30/24	0-2/0-1	0-1/0-0	0-1/0-0	0-0/0-0	0-0/0-0	NA
at Western Ky.							
S. Illinois							
at N. Iowa							
at Fla. Atlantic							
Totals	233/218	4-10/6-11	1-2/2-3	1-2/0-1	0-2/1-1	2-4/3-5	NA

THE REDBIRD RECORD BOOK

ISU Career Tackles

1. Galen Scott (1997-00).....	579
2. Boomer Grigsby (2001-).....	549

ISU Career Average Tackles Per Game

1. Boomer Grigsby (2001-).....	13.4
2. Galen Scott (1997-00).....	12.1

ISU Career Tackles for Loss

1. John Kropke (1984-87).....	54
2. Galen Scott (1997-00).....	43
3. Boomer Grigsby (2001-).....	39.5

ISU Career Pass Break Ups

1. Sam Young (1998-00).....	46
5. Gary Conley (1984-86).....	20
▶▶ Antwan Oliver (2003-).....	14
▶▶ Joe Walkins (2003-).....	11

ISU Passing Yards in a Season

1. Kevin Glenn (1998).....	3,037
8. Lester Anderson (1996).....	1,890
9. Kevin Glenn (2000).....	1,749
10. Brian Chaney (1990).....	1,739
▶▶ Yance Vaughan (2004).....	1,715

ISU TD Passes in a Season

1. Kevin Glenn (1998).....	26
5. Kevin Glenn (2000).....	14
Wes Bair (1952).....	14
7. Yance Vaughan (2004).....	12
Kevin Glenn (1997).....	12

ISU Season TD Receptions

1. Rickey Garrett (1998).....	13
2. Clarence Collins (1983).....	11
3. Vito Golson (2001).....	8
Kevin Glenn (1983).....	8
5. Laurent Robinson (2004).....	6

ISU Career TD Receptions

1. Rickey Garrett (1996-99).....	22
4. Jacob Neite (1997-99).....	11
5. Laurent Robinson (2003-).....	9
Dwayne Smith (2002-03).....	9

ISU Career Points Scored

1. Todd Kurz (1993-96).....	266
Stephen Carroll (2001-).....	266

ISU Career Kick Scoring

1. Todd Kurz (1993-96).....	266
Stephen Carroll (2001-).....	266

ISU Career Made Field Goals

1. Todd Kurz (1993-96).....	59
2. Paul Politi (1983-86).....	50
3. Stephen Carroll (2001-).....	48

ISU Career Field Goal Percentage

1. Stephen Carroll, 48-66 (2001-).....	72.7
2. Rick Seitz, 34-49 (1987-90).....	69.4

ISU Career PATs

1. Jake Strader (1997-00).....	141
2. Stephen Carroll (2001-).....	122

ISU Consecutive PATs Made

1. Stephen Carroll (2001-04).....	86
2. Paul Politi (1983-86).....	85

ISU Career PAT Percentage

1. Stephen Carroll, 122-124 (2001-).....	984
Paul Politi, 101-103 (1983-86).....	981

ISU Career Punting Average

1. Ryan Hoffman, 5398/129 (2001-).....	41.8
2. Jake Strader (1997-00).....	40.9

THE SPORTS NETWORK POLL

Team (first place votes)	Pts.	Prv. Rank
1. Southern Illinois* (79)	2,518	1
2. Georgia Southern (17)	2,448	2
3. Delaware (4)	2,323	3
4. Montana	2,215	4
5. Cal Poly (1)	2,061	6
6. Furman	2,011	7
7. Western Kentucky*	1,856	10
8. Sam Houston State	1,798	11
9. James Madison (1)	1,652	13
10. New Hampshire	1,354	15
11. Wofford	1,314	5
12. Lehigh	1,279	16
13. Stephen F. Austin	1,244	8
14. Hampton	1,119	17
15. Northwestern State	934	9
16. William & Mary	905	14
17. Appalachian State	833	23
18. Colgate	826	18
19. Maine	762	19
20. Jacksonville State	736	12
21. Harvard	625	22
22. Penn	591	21
23. Villanova	390	24
24. Montana State	383	NR
25. Eastern Washington	231	NR

*Gateway Football Conference member
Illinois State opponent

ESPN/USA TODAY POLL

1. Southern Illinois* (32)	1,034	1
2. Georgia Southern (7)	1,006	2
3. Delaware	949	3
4. Montana	895	4
5. Cal Poly (2)	864	5
7. Furman	825	7
10. Sam Houston State	758	10
11. Western Kentucky*	755	11
14. James Madison	674	14
15. New Hampshire	574	15
6. Wofford	544	6
8. Stephen F. Austin	516	8
16. Lehigh	473	16
17. Hampton	440	17
13. William & Mary	412	13
9. Northwestern State	369	9
17. Appalachian State	364	NR
20. Maine	208	20
18. Colgate	301	18
19. Harvard	289	19
12. Jacksonville State	288	12
22. Pennsylvania	245	22
23. Montana State	178	23
24. Villanova	137	24
25. Eastern Washington	128	NR

*Gateway Football Conference member
Illinois State opponent

REDBIRDS IN THE POLLS

	TSN	USA Today/ESPN
Pre-season	RV (26)	RV (6)
Week 1	RV (26)	No Poll
Week 2	RV (37)	RV (25)
Week 3	RV (53)	RV (24)
Week 4	RV (58)	RV (25)
Week 5	NR	NR
Week 6	RV (10)	RV (6)
Week 7	NR	NR
Week 8	NR	NR

THE LAST TIME ILLINOIS STATE...

Had Two 100-Yard Rushers: Brian Thompson (151) and Demetrus Johnson (129) vs. SMS, 10/9/04

Had a 70-Yard Run: 70, Demetrus Johnson vs. Saint Xavier, 9/2/04

Had a 70-Yard Pass Completion: 74, Yance Vaughan to Laurent Robinson vs. Saint Xavier, 9/2/04

Had a 200-Yard Rusher: 222, Brian Thompson vs. Youngstown State, 10/23/04

Had a 300-Yard Passer: 348, Yance Vaughan at Indiana State, 10/2/04

Had a Player with 300 Yards Total Offense: 348, Yance Vaughan at Indiana State, 10/2/04

Had a Player with 10 Receptions: 14, Dwayne Smith at Illinois, 9/6/03

Had a Player with 100 Yards Receiving: 104, Kevett Mickle at Indiana State, 10/2/04

Had a Player Score 3 TDs: 3, Demetrus Johnson vs. Saint Xavier, 9/2/04

Had a Player Pass for 3 TDs: 3, Yance Vaughan vs. Eastern Illinois, 9/18/04

Had a Player Rush for 3 TDs: 3, Demetrus Johnson vs. Saint Xavier, 9/2/04

Had a Player Kick 3 FGs: 3, Stephen Carroll vs. Youngstown State, 10/23/04

Had a Player Kick a 50-Yard FG: 50, Stephen Carroll at Southern Illinois, 10/14/03

Had an Interception Returned for a TD: Scott Cook (12 yards) vs. Prairie View A&M, 10/21/00

Had a Fumble Return for a TD: Andrew Papoccia (18 yards) vs. Indiana State, 11-15-03

Had a Kickoff Return for a TD: LaShawn Bullock (97 yards) vs. Youngstown State, 10/23/04

Had a Punt Return for a TD: Joe Walkins (52 yards) vs. Youngstown State, 10/23/04

Had a Player Return a Blocked FG for a TD: Armando Andrade (85 yards) vs. West Virginia Tech, 8/31/00

Had a Player Return a Blocked Punt for a TD: Justin Frierson (28 yards) vs. Prairie View A&M, 10/21/00

Had a Player with 20 Tackles: 21, Boomer Grigsby at Indiana State, 10/2/04

Had 400 Yards Rushing: 405 vs. Youngstown State, 11/14/98

Had 300 Yards Rushing: 304 vs. SMS, 10/9/04

Had 400 Yards Passing: 406 vs. Truman State, 9/2/99

Had 300 Yards Passing: 348 at Indiana State, 10/2/04

Had 500 Yards Total Offense: 524 at SMS, 11/8/03

Had 30 First Downs: 32 at Youngstown St., 10/25/03

Had 50 Points: 55 vs. Quincy, 9/7/02

Had 5 Fumbles Lost: 5 vs. Western Michigan, 9/17/88

Had Scored a Safety: at Youngstown State (sacked punter), 10/25/03

Shut out an Opponent: Illinois State 64, Prairie View A&M 0, 10/21/00

Was Shut Out: Western Kentucky 9, Illinois State 0, 11/2/02

Held an Opponent Below 200 Total Yards: 141, Saint Xavier, 9/2/04

Held an Opponent Below 100 Yards Rushing: 94, Eastern Illinois, 9/18/04

Held an Opponent Below 50 Yards Rushing: (-55), Saint Xavier, 9/2/04

Held an Opponent Below 100 Yards Passing: 90 vs. Western Illinois, 11/01/03

Held an Opponent Below 50 Yards Passing: 24, Quincy, 9/7/02

Illinois State 44, Saint Xavier 14

September 2, 2004 • Normal, Ill. • Hancock Stadium
Attendance: 7,573

► GAME SUMMARY

Birds Top Saint Xavier in Season Opener

NORMAL, Ill. – Behind a balanced running attack, the Illinois State football team wasted little time taking control of its home opener, beating Saint Xavier 44-14 Thursday night in front of 7,573 spectators at Hancock Stadium.

The Redbirds moved to 1-0 on the season, and 3-2 in season openers during the Denver Johnson era.

Demetrius Johnson (17 carries, 161 yards, 3 touchdowns) got the Redbirds rolling on their first play from scrimmage, scampering 70 yards through the Cougar defense for a touchdown and an early 7-0 lead. Johnson finished the first quarter with 108 rushing yards.

After Yance Vaughan (13-20, 225 yards, 2 TDs) put Illinois State up 14-0, Antwan Oliver stalled the ensuing Saint Xavier drive with his second career interception as a Redbird, which resulted in a touchdown.

The 'Birds took a 20-0 lead when Vaughan threw his first career touchdown pass on a fade route to Laurént Robinson (4 catches, 105 yards, 2 TDs) from 17 yards out. Stephen Carroll's streak of consecutive PAT's made ended at 86 when he missed the extra point. It was the first miss by Carroll since October 13, 2001, and only the second miss of his career.

With a 34-0 lead at halftime, Illinois State began the second half with Boomer Grigsby recovering a Saint Xavier fumble, which led to a 21-yard field goal by Carroll.

Vaughan connected with a wide-open Robinson for a 74-yard touchdown catch and a 44-0 lead.

Tom Raczka's six-yard scoring pass to Jim Doherty with 7:47 left in the game ended the shutout.



► SCORING SUMMARY

SCOREBOARD	1	2	3	4	FINAL
Saint Xavier (0-1)	0	0	0	14	14
ILLINOIS STATE (1-0)	14	20	3	7	44

FIRST QUARTER

ISU – D. Johnson 70-yard run (Carroll kick), 10:47
ISU – Vaughan 2-yard run (Carroll kick), 5:57

SECOND QUARTER

ISU – Robinson 17-yard pass from Vaughan (kick failed), 9:25
ISU – D. Johnson 5-yard run (Carroll kick), 3:32
ISU – D. Johnson 10-yard run (Carroll kick), :49

THIRD QUARTER

ISU – Carroll 21-yard field goal, 7:53

FOURTH QUARTER

ISU – Robinson 74-yard pass from Vaughan (Carroll kick), 14:35
ISU – Doherty 6-yard pass from Raczka (Longest kick), 7:47
SXU – Raczka 2-yard run (Longest kick), 2:19

► TEAM STATISTICS

	SXU	ISU
First Downs	13	15
Rushing Attempts-Yards	39-(55)	37-217
Passing	13-39-3	14-22-0
Passing Yards	196	235
Total Offense	141	452
Fumbles-Lost	5-1	3-3
Penalties-Yards	5-34	13-77
Time of Possession	35:27	24:33

► INDIVIDUAL STATISTICS

RUSHING: (SXU) – Schillo 19-21, Rodriguez 9-3, Gerritsen 1(-1), Raczka 2(-5), Perryman 6(-22), Team 2(-51). (ISU) – D. Johnson 17-161, Newby 14-48, Hill 1-3, Vaughan 1-2, Thompson 3-2, Drone 1-1.

PASSING: (SXU) – Perryman 8-25-1-77, Raczka 5-13-2-119, Gerritsen 0-1-0-0. (ISU) – Vaughan 13-20-0-225, Drone 1-2-0-10.

RECEIVING: (SXU) – Nowman 5-56, Michelin 2-49, Doherty 2-38, Gerritsen 2-28, Trubich 1-15, Ricca 1-10. (ISU) – Robinson 4-105, Barber 3-42, Larson 2-53, Hill 2-8, Mickle 1-10, Mordis 1-9, D. Johnson 1-8.

TACKLE LEADERS: (SXU) – Derry 3-6-9, Adams 2-7-9, Runyon 4-4-8, King 2-5-7, Angone 2-4-6. (ISU) – Grigsby 2-6-8, Caesar 3-3-6, Stewart 2-4-6, Siskovic 2-3-5, Rolle 0-5-5.

#22 Minnesota 37, Illinois State 21

September 11, 2004 • Minneapolis, Minn. • HHH Metrodome
Attendance: 34,006

► GAME SUMMARY

Redbirds Hang Tough in Loss to #22 Minnesota

MINNEAPOLIS, Minn. – For nearly three quarters Saturday, the Illinois State football team kept the score close against Minnesota, but the Gophers, behind a pair of 80-yard scoring plays, pulled ahead and avoided the upset, winning 37-21.

Illinois State set the tone almost immediately and sent a message to the Gophers that the game was not going to be an easy one. On Minnesota's first play from scrimmage, Redbird linebacker Kye Stewart brought down Gopher running back Marion Barber for a 3-yard loss, leading to a three-and-out series.

On the 'Birds' ensuing drive, Yance Vaughan (33-57, 372 yards, 2 TD's, 2 INT's) connected with Ramon Barber who ran 43 yards down the Minnesota sideline and into the end zone for an early 7-0 lead.

Minnesota got on the board with 6:27 left in the first quarter on a seven-play 72-yard scoring drive. Bryan Cupito connected with Jared Ellerson on a 2-yard strike, tying the game, 7-7.

Trumaine Banks stalled the Redbirds' next drive with an interception in the end zone on a pass intended for Laurént Robinson (9 catches, 80 yards). Marion Barber put the Gophers ahead with 8:25 left in the first half on a 5-yard touchdown run up the middle, making the score 14-7.

A 23-yard touchdown pass from Vaughan to Jason Horton in one-on-one coverage tied the game at 14. The Gophers regained the lead just before the half when their two-minute drill resulted in a 10-yard touchdown run by Barber. Justin Martindale blocked the extra point, but the Gophers held a 20-14 halftime lead.

Minnesota pulled farther ahead in the second half with a field goal and an 80-yard touchdown run by Laurence Maroney. An 80-yard strike from Cupito to Ernie Wheelwright put the Gophers up 37-14.

James Temple stripped Justine Valentine of the ball at the Minnesota goal line and a roughing the kicker penalty set up the 'Birds' final touchdown. Vaughan ran in a quarterback keeper from one yard out for the game's final score.

Demetrius Johnson was the leading rusher for the Redbirds, carrying 14 times for 104 yards.



► SCORING SUMMARY

SCOREBOARD	1	2	3	4	FINAL
ILLINOIS STATE (1-1)	7	7	0	7	21
#22 Minnesota (2-0)	7	13	17	0	37

FIRST QUARTER

ISU – Barber 38-yard pass from Vaughan (Carroll kick), 12:43
MIN – Ellerson 2-yard pass from Cupito (Lloyd kick), 6:27

SECOND QUARTER

MIN – Barber 5-yard run (Lloyd kick), 8:25
ISU – Horton 22-yard pass from Vaughan (Carroll kick), 1:09
MIN – Barber 10-yard run (kick blocked), :19

THIRD QUARTER

MIN – Lloyd 39-yard field goal, 10:07
MIN – Maroney 80-yard run (Lloyd kick), 6:04
MIN – Wheelwright 80-yard pass from Cupito (Lloyd kick), 3:56

FOURTH QUARTER

ISU – Vaughan 1-yard run (Carroll kick), 9:17

► TEAM STATISTICS

	ISU	MIN
First Downs	26	23
Rushing Attempts-Yards	30-108	42-303
Passing	33-59-2	11-23-0
Passing Yards	372	206
Total Offense	480	509
Fumbles-Lost	2-0	2-1
Penalties-Yards	10-76	12-93
Time of Possession	33:57	26:03

► INDIVIDUAL STATISTICS

RUSHING: (ISU) – Johnson 14-104, Newby 5-7, Larson 2-1, Thompson 1-0, Vaughan 8(-4). (MIN) – Barber 18-149, Maroney 18-141, Valentine 2-6, Cupito 2-4, Ellerson 2-3.

PASSING: (ISU) – Vaughan 33-57-2-372. (MIN) – Cupito 10-22-0-204, Barber 1-1-0-2.

RECEIVING: (ISU) – Robinson 9-80, Barber 7-92, Johnson 6-51, Larson 3-44, Mickle 3-34, Hill 3-23, Mordis 1-26, Horton 1-22. (MIN) – Ellerson 6-62, Wallace 2-28, Wheelwright 1-80, Valentine 1-34, Cupito 1-2.

TACKLE LEADERS: (ISU) – Grigsby 8-0-8, Caesar 5-3-8, Walkins 6-0-6, Stewart 4-2-6, Rolle 4-1-5. (MIN) – McKenzie 8-1-9, Pawliski 5-4-9, Banks 8-0-8, Campbell 7-1-8, Fraley 3-4-7.

Illinois State 35, Eastern Illinois 31

September 18, 2004 • Normal, Ill. • Hancock Stadium
Attendance: 9,152

► GAME SUMMARY

Fourth Quarter Comeback Leads 'Birds to 35-31 Win

NORMAL, Ill. – Despite a fourth quarter deficit, the Illinois State football team came back on two late touchdowns, which resulted in a 35-31 victory Saturday at Hancock Stadium.

Eastern Illinois (0-2) got on the board first when quarterback Andrew Harris executed a 14-play, 80-yard opening drive, resulting in a 1-yard touchdown run by Vincent Webb on fourth-and-goal.

The Panthers went three-and-out on their next possession with Boomer Grigsby and James Temple each picking up a sack. The defensive stop led to the Redbirds' first score when Laurént Robinson (2 catches, 22 yards) made a leaping grab in the corner of the end zone for a 15-yard touchdown catch from Yance Vaughan (19-30, 214 yards, 3 TDs), tying the game 7-7.

Illinois State (2-1) took the lead 14-7, after Vaughan connected with Jason Horton (3 catches, 36 yards), but a Ben Brown interception on Vaughan late in the second quarter led to an Adam Parsill touchdown catch, tying the game 14-14.

The Redbirds quickly regained the momentum when Josh Chrestman's sack and forced fumble on Harris resulted in a Grigsby recovery at the Panther 11. The turnover resulted in another score for the Redbirds. Dave Mordis hauled in Vaughan's third touchdown pass of the game from 2-yards out, giving the Redbirds a 21-14 lead.

A third quarter touchdown and fourth quarter field goal put the Panthers up 24-21, and they were given some breathing room when Chad Cleveland forced a LaShawn Bullock fumble at the Illinois State 30. The ball sailed into the hands of Jamarr Day, who ran 30 yards down the sideline and into the end zone for a 30-21 lead.

However, the Redbirds gained the lead back on two touchdowns, one a 2-yard run by Earl Newby, the other a 3-yard quarterback keeper by Vaughan, making the score 35-31. The Vaughan touchdown was set up when Eastern Illinois fumbled a kickoff at their own 22, which was recovered by Pierre Jackson.



► SCORING SUMMARY

SCOREBOARD	1	2	3	4	FINAL
Eastern Illinois (0-2)	7	7	7	10	31
ILLINOIS STATE (2-1)	7	7	7	14	35

FIRST QUARTER

EIU – Webb 1-yard run (Kuehn kick), 8:55
ISU – Robinson 15-yard pass from Vaughan (Carroll kick), 2:36

SECOND QUARTER

ISU – Horton 13-yard pass from Vaughan (Carroll kick), 9:20
EIU – Parsill 13-yard pass from Schabert (Kuehn kick), :22

THIRD QUARTER

ISU – Mordis 2-yard pass from Vaughan (Carroll kick), 6:55
EIU – Schabert 1-yard run (Kuehn kick), 1:10

FOURTH QUARTER

EIU – Kuehn 28-yard field goal, 7:12
EIU – Day 30-yard fumble recovery (Kuehn kick), 6:17
ISU – Newby 2-yard run (Carroll kick), 4:22
ISU – Vaughan 3-yard run (Carroll kick), 2:39

► TEAM STATISTICS

	EIU	ISU
First Downs	19	16
Rushing Attempts-Yards	43-94	36-90
Passing	20-39-1	19-30-1
Passing Yards	281	214
Total Offense	375	304
Fumbles-Lost	5-2	1-1
Penalties-Yards	11-80	6-65
Time of Possession	34:05	25:50

► INDIVIDUAL STATISTICS

RUSHING: (EIU) – Webb 23-65, Schabert 4-32, Adeniji 7-21, Harris 9(-24). (ISU) – Johnson 20-70, Vaughan 5-16, Newby 5-7, Bullock 3-2, Team 3(-5).

PASSING: (EIU) – Shabert 14-28-1-225, Harris 6-11-0-56. (ISU) – Vaughan 19-30-1-214.

RECEIVING: (EIU) – Voss 6-79, Duhai 4-68, Webb 3-27, Berdis 2-55, Parsill 2-19, Moble 2-15, Robinson 1-18. (ISU) – Larson 4-64, Barber 4-59, Horton 3-36, Johnson 3-11, Robinson 2-22, Mickle 1-19, Mordis 1-2, Bullock 1-1.

TACKLE LEADERS: (EIU) – Day 3-6-9, Burger 5-2-7, Brown 4-2-6, Cleveland 2-4-6, Lorick 4-0-4. (ISU) – Grigsby 4-10-14, Siskovic 4-10-14, Chrestman 4-4-8, Caesar 4-4-8, Walkins 2-5-7.

Indiana St. 41, Illinois State 38 (2ot)

October 2, 2004 • Terre Haute, Ind. • Memorial Stadium
Attendance: 2,825

▶ GAME SUMMARY

Redbirds Fall to Indiana State 41-38, in Double OT

TERRE HAUTE, Ind. – Illinois State fought back from a 21-point deficit late in the fourth quarter and eventually took a seven-point lead, but an Earl Newby fumble at the one-yard line in the second overtime period led to Indiana State's Kyle Hooper's 36-yard game-winning field goal to give the Sycamores a 41-38 victory in front of 2,825 at Memorial Stadium.



GAME 4

Indiana State struck first, scoring on the opening possession of the game. Jamie Petrowski scored on a 27-yard pass from Phillip Johnson with 8:37 left to take a 7-0 lead early. The Sycamore scoring drive was 15 plays, 82 yards, 6:23 off the clock. Indiana State stifled the Illinois State offense, allowing the Birds possession of the ball for just 2:33 in the first quarter.

Three Redbird miscues (fumble, blocked punt and blocked field goal) all resulted in Indiana State touchdowns giving the Sycamores a 28-7 lead midway through the third quarter.

The Redbirds ended the third quarter with a flurry of activity and carried it into the fourth quarter. Laurent Robinson helped the Redbirds cut the lead to seven on a 14-yard pass from Yance Vaughan with 12:30 left in the fourth quarter. Then Boomer Grigsby's strip and Antwan Oliver's recovery of an Indiana State fumble at the Sycamore 39-yard line led to a three-yard, game-tying touchdown run by Johnson with 7:59 left in the game.

Newby put Illinois State on top with his second touchdown of the game with 1:59 left on a six-yard run to give the Birds a 35-28 advantage. But Indiana State's Sam Logan was left alone down field on the Sycamore's next possession and scored on a 58-yard pass with 1:09 left to tie the game once again and send it to overtime.

In the first overtime, Hooper and Stephen Carroll traded field goals to force the second extra period.

▶ SCORING SUMMARY

SCOREBOARD	1	2	3	4	OT	FINAL
ILLINOIS STATE (2-2)	0	7	7	21	3	38
Indiana State (4-1)	7	7	14	7	6	41

FIRST QUARTER

INS – Petrowski 27-yard pass from Johnson (Hooper kick), 8:37

SECOND QUARTER

INS – Naves 57-yard pass from Johnson (Hooper kick), 6:50

ILS – Newby 1-yard run (Carroll kick), 3:39

THIRD QUARTER

INS – Shields 6-yard run (Hooper kick), 9:16

INS – Montfort 3-yard run (Hooper kick), 6:22

ILS – Johnson 16-yard run (Carroll kick), :21

FOURTH QUARTER

ILS – Robinson 14-yard pass from Vaughan (Carroll kick), 12:30

ILS – Johnson 3-yard run (Carroll kick), 7:59

ILS – Newby 6-yard run (Carroll kick), 1:59

INS – Logan 58-yard pass from Johnson, 1:09

OVERTIME

INS – Hooper 34-yard field goal

ILS – Carroll 35-yard field goal

INS – Hooper 36-yard field goal

▶ TEAM STATISTICS

	ILS	INS
First Downs	27	21
Rushing Attempts-Yards	34-175	49-127
Passing	29-53-2	22-35-0
Passing Yards	348	373
Total Offense	523	500
Fumbles-Lost	2-2	1-1
Penalties-Yards	5-43	6-50
Time of Possession	27:40	32:20

▶ INDIVIDUAL STATISTICS

RUSHING: (ILS) – Johnson 18-139, Newby 723, Bullock 1-15, Larson 1-0, Vaughan 7(-2). (INS) – Montfort 29-72, Shields 10-28, Johnson 7-22, Sample 3-5.

PASSING: (ILS) – Vaughan 29-53-2-348. (INS) – Johnson 22-35-0-373.

RECEIVING: (ILS) – Barber 8-75, Mickle 6-104, Robinson 5-61, Johnson 4-63, Larson 3-24, Busser 3-21. (INS) – Logan 5-161, Beste 5-47, Naves 4-98, Montfort 3-16, Petrowski 2-30, Shields 2-13, Braden 1-8.

TACKLE LEADERS: (ILS) – Grigsby 6-15-21, Siskowic 7-5-12, Temple 5-7-12, Caesar 3-5-8, Rolle 4-3-7. (INS) – Howard 9-5-14, Gooden 3-6-9, Williams 5-3-8, English-Malone 4-4-8, Jordan 4-3-7.

Illinois State 34, SMS 31

October 9, 2004 • Normal, Ill. • Hancock Stadium
Attendance: 12,196

▶ GAME SUMMARY

Carroll Field Goal Gives ISU 24-31 Win Over SMS

NORMAL, Ill. – A 35-yard game-winning field goal by Stephen Carroll with 12 seconds left gave the Illinois State football team a 34-31 victory over the SMS Bears on Family Day at Hancock Stadium Saturday.

The Redbirds move to 3-2 on the season and 1-1 in the Gateway Football Conference, while SMS drops to 4-2 and 1-1 in the Gateway.

SMS got on the board first after Steve Watson's blocked punt on Ryan Hoffman led to a 45-yard field goal by Jon Scifres, putting the Bears up 3-0.

Eight seconds into the second quarter Demetrius Johnson scampered 30 yards, breaking several tackles along the way, before finding his way into the end zone for a 7-3 Redbird lead.

Another miscue on special teams led to the Bears' first touchdown at 9:28 in the second quarter. Jovon Lewis forced and recovered a fumble at the ISU 28-yard line after Dan Passarelli was unable to handle the punt. The turnover led to an A.J. Porter 28-yard scoring strike to Steven Rush.

After a 3-yard touchdown run by Preston Portee put the Bears up 17-10, the Redbirds tied the game just before halftime on a 2-yard touchdown run by Brian Thompson. But the Bears regained the lead when Rush's 100-yard kick-off return gave SMS a 24-17 halftime lead.

The Bears extended their lead at the beginning of the third quarter with a 16-yard touchdown pass from Porter to Rush, putting SMS up 31-17.

A 2-yard touchdown run by Yance Vaughan cut the SMS lead to 31-24. Illinois State stalled an SMS drive midway through the fourth quarter when Niall Campbell recovered a Cody Pratt fumble on the ISU 2-yard line. That turnover led to a 15-play, 99-yard scoring drive that resulted in a 9-yard touchdown catch by Laurent Robinson, tying the game at 31 apiece.

The Redbirds will be on the road next weekend on Saturday at 1:05 p.m. as they take on Western Illinois in Macomb.



GAME 5

▶ SCORING SUMMARY

SCOREBOARD	1	2	3	4	FINAL
SMS (4-2)	3	21	7	0	31
ILLINOIS STATE (3-2)	0	17	7	10	34

FIRST QUARTER

SMS – Scifres 45-yard field goal, 10:09

SECOND QUARTER

ILS – Johnson 30-yard run (Carroll kick), 14:52

SMS – Rush 28-yard pass from Porter (Scifres kick), 9:28

ILS – Carroll 38-yard field goal, 5:21

SMS – Portee 2-yard run (Scifres kick), 3:41

ILS – Thompson 2-yard run (Carroll kick), 1:35

SMS – Rush 100-yard kickoff return (Scifres kick), 1:21

THIRD QUARTER

SMS – Rush 16-yard pass from Porter (Scifres kick), 10:57

ILS – Vaughan 1-yard run (Carroll kick), 3:29

FOURTH QUARTER

ILS – Robinson 9-yard pass from Vaughan (Carroll kick), 3:13

ILS – Carroll 35-yard field goal, :12

▶ TEAM STATISTICS

	SMS	ILS
First Downs	15	29
Rushing Attempts-Yards	35-181	55-304
Passing	13-21-0	22-38-2
Passing Yards	140	171
Total Offense	321	475
Fumbles-Lost	1-1	2-1
Penalties-Yards	11-91	7-50
Time of Possession	24:17	35:43

▶ INDIVIDUAL STATISTICS

RUSHING: (SMS) – Pratt 17-104, Taylor 7-58, Portee 3-15, Farris 1-5, Porter 6-0, Team 1(-1). (ILS) – Thompson 22-151, D. Johnson 23-129, Newby 3-8, Horton 1-8, Vaughan 6-8.

PASSING: (SMS) – Porter 13-21-0-140. (ILS) – Vaughan 22-36-2-171, Team 0-2-0-0.

RECEIVING: (SMS) – Rush 3-50, Buchholz 3-43, Farris 2-15, Taylor 2(-2), Hill 1-26, Portee 1-5, Steinbroner 1-3. (ILS) – Robinson 9-66, Horton 4-28, D. Johnson 4-25, Mordis, 1-20, Mickle 1-9, Barber 1-9, Larson 1-8, Thompson 1-6.

TACKLE LEADERS: (SMS) – Lewis 5-8-13, Endsley 4-6-10, Finley 5-4-9, Harris 2-7-9, Meyer 5-3-8. (ILS) – Siskowic 5-7-12, Grigsby 4-8-12, Temple 2-5-7, Filin 3-2-5, N. Johnson 2-3-5.

W. Illinois 40, Illinois State 31

October 16, 2004 • Macomb, Ill. • Hanson Field
Attendance: 9,867

▶ GAME SUMMARY

Western Illinois Tops Redbirds 40-31

MACOMB, Ill. – A fourth quarter interception by Western Illinois' Marlan McLaughlin in the end zone helped seal a 40-31 win over the Illinois State football team Saturday.

McLaughlin picked off a Yance Vaughan pass intended for Ramon Barber with two minutes left in the game, dropping the Redbirds to 3-3 on the season and 1-2 in the Gateway.

After a 48-yard field goal by Stephen Carroll put the Birds up 3-0, Western Illinois running back Travis Glasford (29 carries, 123 yards) scored on a 33-yard touchdown pass from Steve LaFalce to give the Leathernecks a 7-3 lead.

On the next series, the Redbirds regained the lead on an 18-yard touchdown run by Brian Thompson (21 carries, 152 yards, TD). The score was set up two plays earlier when Vaughan's swing pass to Jason Horton (3 catches, 77 yards, TD) went for 42 yards.

Vaughan (13-29, 219 yards, 2 TDs, 3 INTs) looked particularly sharp on ISU's next scoring drive, spreading the ball around on pass completions to Horton, Kevett Mickle and Jonathan Denley. The drive resulted in a 14-yard touchdown on a screen pass from Vaughan to Laurent Robinson, making the score 17-7.

Western Illinois cut into the 24-14 Redbird lead again when LaFalce scrambled into the end zone from two yards out with 17 seconds left in the first half. The Leathernecks took the lead in the third quarter when LaFalce found Matt Yellin open in the end zone on fourth down. The extra point was no good, but the Leathernecks led 27-24.

WIU extended its lead to 13 after Reggie Gray (9 catches, 198 yards, TD) hauled in an 83-yard touchdown pass from LaFalce and Justin Langan kicked a 31-yard field goal. The Redbirds clawed their way back with six minutes left when Vaughan connected with Horton on a 7-yard scoring strike. But Langan's 43-yard field goal late sealed the game, setting up McLaughlin's interception.



GAME 6

▶ SCORING SUMMARY

SCOREBOARD	1	2	3	4	FINAL
ILLINOIS STATE (3-3)	10	14	0	7	31
Western Illinois (4-3)	7	14	13	6	40

FIRST QUARTER

ILS – Carroll 48-yard field goal, 9:21

WIU – Glasford 33-yard pass from LaFalce (Langan kick), 2:35

ILS – Thompson 18-yard run (Carroll kick), 1:44

SECOND QUARTER

ILS – Robinson 14-yard pass from Vaughan (Carroll kick), 10:08

WIU – Norris 52-yard pass from LaFalce (Langan kick), 7:53

ILS – Vaughan 1-yard run (Carroll kick), 4:17

WIU – LaFalce 2-yard run (Langan kick), :17

THIRD QUARTER

WIU – Yellin 1-yard pass from LaFalce (kick failed), 8:47

WIU – Gray 83-yard pass from LaFalce (Langan kick), 3:45

FOURTH QUARTER

WIU – Langan 31-yard field goal, 12:05

ILS – Horton 7-yard pass from Vaughan (Carroll kick), 6:16

WIU – Langan 43-yard field goal, 2:44

▶ TEAM STATISTICS

	ILS	WIU
First Downs	17	20
Rushing Attempts-Yards	37-211	49-156
Passing	13-29-3	20-34-0
Passing Yards	219	353
Total Offense	430	509
Fumbles-Lost	0-0	4-0
Penalties-Yards	7-50	4-40
Time of Possession	26:12	33:48

▶ INDIVIDUAL STATISTICS

RUSHING: (ILS) – B. Thompson 21-152, D. Johnson 8-34, Bullock 5-16, Vaughan 3-9. (WIU) – Glasford 29-123, Blackwell 4-30, Yellin 2-7, LaFalce 10-7, Douglas 3-6, Team 1(-17).

PASSING: (ILS) – Vaughan 13-29-3-219. (WIU) – LaFalce 20-33-0-353, Team 0-1-0-0.

RECEIVING: (ILS) – Horton 3-77, Mickle 3-74, Robinson 2-30, D. Johnson 2-9, B. Thompson 1-16, Denley 1-9, Larson 1-4. (WIU) – Gray 9-198, Norris 4-101, Glasford 3-37, Douglas 1-9, Moore 1-4, Rivers 1-3, Yellin 1-1.

TACKLE LEADERS: (ILS) – Grigsby 9-8-17, Passarelli 4-7-11, Siskowic 2-8-10, Chrestman 2-3-7, Rolle 4-1-5. (WIU) – Kocsis 3-8-11, Rocchietti 1-8-9, Jackson 4-4-8, Ryan 2-3-5, Johnson 1-4-5.

Illinois State 30, Youngstown St. 24

October 23, 2004 • Normal, Ill. • Hancock Stadium

Attendance: 10,279

► GAME SUMMARY***Walkins' Punt Return Gives 'Birds 30-24 Win***

NORMAL, Ill. – It had been 18 years since an Illinois State football player had run a punt back for a touchdown, but Joe Walkins' 52-yard punt return for a score in the fourth quarter gave the Redbirds the go ahead touchdown, leading to a 30-24 win over Youngstown State on Homecoming.

It didn't take long for the Redbirds to get on the board as LaShawn Bullock drove through the Youngstown State kick-off coverage team for a 97-yard touchdown run on the opening kick-off.

The Penguins tied the game at 7-7 on their opening drive as Tom Zetts' 27-yard touchdown pass sailed into the hands of Mike Roberts after the ball was initially tipped by a Redbird defender.

After a Yance Vaughan (14-31, 166-yards, TD, INT) interception, the Redbirds were penalized on a personal foul and a facemask, which placed Youngstown State's offense at the ISU 23-yard line, leading to a 19-yard field goal by Penguin kicker Brian Palmer for a 10-7 lead.

With 7:36 left in the first half Vaughan completed a touchdown pass to Mike Larson, giving the Redbirds a 14-10 lead. The score was set up three plays earlier when Kevett Mickle (four catches, 93-yards) made a leaping grab on third and long.

Youngstown State regained the lead after a mishap on special teams. Illinois State punter Ryan Hoffman fumbled deep in Redbird territory after the snap sailed over his head. Two plays later Zetts' connected with Demetrius Ison from 3-yards out for a 17-14 lead.

Two Carroll field goals put the 'Birds up 20-17, but Youngstown State's 8-play, 80-yard drive resulted in a 13-yard touchdown run by Josh Cayson, giving the Penguins a 24-20 lead going into the fourth quarter. Cayson gained all 80-yards of the drive on the ground.

Walkins' punt return gave the 'Birds a 27-24 lead and Carroll's 31-yard field goal after an Alex Filin interception resulted in the game's final score. Illinois State's Brian Thompson led all rushers with 222 yards on 37 carries.

**► SCORING SUMMARY**

SCOREBOARD	1	2	3	4	FINAL
Youngstown State (2-6)	10	7	7	0	24
ILLINOIS STATE (4-3)	7	7	6	10	30

FIRST QUARTER

ILS – Bullock 97-yard kickoff return (Carroll kick), 14:45

YSU – Roberts 27-yard pass from Zetts (Terracina kick), 11:37

YSU – Terracina 19-yard field goal, 7:49

SECOND QUARTER

ILS – Larson 6-yard pass from Vaughan (Carroll kick), 7:36

YSU – Ison 3-yard pass from Zetts (Terracina kick), :54

THIRD QUARTER

ILS – Carroll 19-yard field goal, 8:38

ILS – Carroll 38-yard field goal, 3:45

YSU – Cayson 13-yard run (Terracina kick), :46

FOURTH QUARTER

ILS – Walkins 52-yard punt return (Carroll kick), 12:26

ILS – Carroll 31-yard field goal, 6:26

► TEAM STATISTICS

	YSU	ILS
First Downs	19	20
Rushing Attempts-Yards	38-158	44-197
Passing	15-29-1	14-31-1
Passing Yards	173	166
Total Offense	331	363
Fumbles-Lost	2-0	3-2
Penalties-Yards	3-25	11-100
Time of Possession	28:03	31:57

► INDIVIDUAL STATISTICS

RUSHING: (YSU) – Cayson 25-146, Marshall 3-11, Ison 4-7, Edgerson 3-0, Zetts 3(-6). (ILS) – B. Thompson 37-222, Bullock 2-12, Newby 1-2, Vaughan 3-0, Team 1(-39).

PASSING: (YSU) – Zetts 14-28-1-162, Marshall 1-1-0-11. (ILS) – Vaughan 14-31-1-166.

RECEIVING: (YSU) – Smith 4-83, Ison 3-18, Roberts 2-36, Larmon 2-21, Rycraft 2-4, King 1-11, Cayson 1-0. (ILS) – Mickle 4-93, Larson 3-18, Mordis 2-9, Barber 2-9, L. Robinson 1-22, B. Thompson 1-14, Bullock 1-1.

TACKLE LEADERS: (YSU) – Scales 5-6-11, Terry 4-6-10, Reynolds 2-8-10, Hutchinson 7-1-8, Brown 2-4-6. (ILS) – Grigsby 5-13-18, Rolle 6-5-11, Siskowic 3-5-8, N. Passarelli 3-3-6, Thomas 0-6-6.

2004 ILLINOIS STATE OPPONENTS' SCHEDULES AND RESULTS

SAINT XAVIER COUGARS
(5-3, 5-1 MSFA)

Sept. 2	at ILLINOIS STATE	L, 14-44
Sept. 11	Wisconsin-Whitewater	L, 10-19
Sept. 18	Malone (Ohio)*	W, 34-17
Sept. 25	at Geneva (Pa.)*	W, 34-26
Oct. 2	William Penn (Iowa)*	W, 25-21
Oct. 9	at McKendree (Ill.)*	L, 7-14
Oct. 16	Olivet Nazarene (Ill.)*	W, 20-17
Oct. 23	at St. Ambrose*	W, 27-23
Oct. 30	Trinity International*	1 p.m.
Nov. 6	at Iowa Wesleyan*	1 p.m.
Nov. 13	at St. Francis (Ill.)*	1 p.m.

MINNESOTA GOLDEN GOPHERS
(6-2, 3-2 Big Ten)

Sept. 4	Toledo	W, 63-21
Sept. 11	ILLINOIS STATE	W, 37-21
Sept. 18	at Colorado State	W, 34-16
Sept. 25	Northwestern*	W, 43-17
Oct. 2	Penn State*	W, 16-7
Oct. 9	at #14 Michigan*	L, 24-27
Oct. 16	at Michigan State*	L, 17-51
Oct. 23	Illinois*	W, 45-0
Oct. 30	at Indiana*	1 p.m.
Nov. 6	at Wisconsin*	TBA
Nov. 13	at Iowa	TBA

EASTERN ILLINOIS PANTHERS
(3-4, 2-2 OVC)

Sept. 11	Indiana State	L, 30-33 (ot)
Sept. 18	at ILLINOIS STATE	L, 31-35
Sept. 25	at Eastern Michigan	W, 31-28
Oct. 2	Southeast Missouri St.*	W, 35-28
Oct. 9	at Eastern Kentucky*	L, 6-49
Oct. 16	Murray State*	W, 24-9
Oct. 23	at Tennessee-Martin*	L, 14-32
Oct. 30	Tennessee State*	1:30 p.m.
Nov. 6	at Tennessee Tech*	2 p.m.
Nov. 13	Jacksonville State*	1:30 p.m.
Nov. 20	at Samford*	1 p.m.

FLORIDA ATLANTIC OWLS
(5-1, 3-1 Sun Belt)

Sept. 4	at Hawai'i	W, 35-28 (ot)
Sept. 11	at North Texas*	W, 20-13
Sept. 18	at Middle Tennessee St.*	W, 27-20
Oct. 9	at Texas State	W, 20-13
Oct. 16	at Northern Colorado	W, 39-24
Oct. 23	Louisiana-Monroe*	L, 13-17
Oct. 30	at Florida A&M	3 p.m.
Nov. 6	at Troy*	2 p.m.
Nov. 13	New Mexico State*	3 p.m.
Nov. 20	ILLINOIS STATE	ppd.
Nov. 27	Edward Waters	3 p.m.
Dec. 4	Florida International*	3 p.m.

INDIANA STATE SYCAMORES
(4-4, 1-3 GFC)

Aug. 28	at Miami (Ohio)	L, 0-49
Sept. 11	at Eastern Illinois	W, 33-30 (ot)
Sept. 18	Murray State	W, 28-21
Sept. 25	Tennessee-Martin	W, 41-24
Oct. 2	ILLINOIS STATE*	W, 41-38 (2ot)
Oct. 9	at Western Illinois*	L, 27-29
Oct. 16	SMS*	L, 28-31
Oct. 23	at #10 Western Kentucky*	L, 9-31
Oct. 30	at Youngstown State*	3 p.m.
Nov. 6	Northern Iowa*	12:30 p.m.
Nov. 13	at Southern Illinois*	6 p.m.

SMS BEARS
(5-2, 2-1 GFC)

Sept. 2	Drake	W, 31-26
Sept. 11	Sam Houston State	W, 33-31
Sept. 18	Union College	W, 45-0
Sept. 25	at Tulsa	L, 7-49
Oct. 2	Western Illinois*	W, 36-31
Oct. 9	at ILLINOIS STATE*	L, 31-34
Oct. 16	at Indiana State*	W, 31-28
Oct. 23	#1 Southern Illinois*	L, 3-27
Oct. 30	at Northern Iowa*	4:05 p.m.
Nov. 6	Western Kentucky*	1 p.m.
Nov. 13	at Youngstown State*	Noon

WESTERN ILLINOIS LEATHERNECKS
(5-3, 3-1 GFC)

Sept. 4	at Nebraska	L, 17-56
Sept. 11	Cheyney	W, 98-7
Sept. 18	at Hampton	L, 20-40
Sept. 25	Quincy	W, 38-31
Oct. 2	at SMS*	L, 31-36
Oct. 9	Indiana State*	W, 29-27
Oct. 16	ILLINOIS STATE*	W, 40-31
Oct. 23	at Northern Iowa*	W, 36-13
Oct. 30	at #1 Southern Illinois*	6 p.m.
Nov. 6	Youngstown State*	1:05 p.m.
Nov. 13	at Western Kentucky*	4 p.m.

YOUNGSTOWN STATE PENGUINS
(2-6, 0-4 GFC)

Sept. 2	Slippery Rock	W, 35-13
Sept. 11	Florida International	L, 16-22
Sept. 18	at #17 McNeese State	L, 20-24
Sept. 25	Liberty	W, 27-17
Oct. 2	at #6 Western Kentucky*	L, 19-44
Oct. 9	#1 Southern Illinois*	L, 2-37
Oct. 16	Northern Iowa*	L, 20-22
Oct. 23	at ILLINOIS STATE*	L, 24-30
Oct. 30	Indiana State*	3 p.m.
Nov. 6	at Western Illinois*	1:05 p.m.
Nov. 13	at SMS*	1 p.m.

WESTERN KENTUCKY HILLTOPPERS
(5-2, 3-1 GFC)

Sept. 4	at Kansas State	L, 13-27
Sept. 11	Concord (W. Va.)	W, 58-0
Sept. 18	at Eastern Kentucky	W, 21-8
Oct. 2	Youngstown State*	W, 44-19
Oct. 9	at #21 Northern Iowa*	W, 17-10
Oct. 16	at #1 Southern Illinois*	L, 10-38
Oct. 23	Indiana State*	W, 31-9
Oct. 30	ILLINOIS STATE*	7 p.m.
Nov. 6	at SMS*	1 p.m.
Nov. 13	Western Illinois*	4 p.m.
Nov. 20	at Florida International	TBA

SOUTHERN ILLINOIS SALUKIS
(7-1, 4-0 GFC)

Sept. 2	Southeast Missouri St.	W, 42-3
Sept. 11	at Northern Illinois	L, 22-23
Sept. 18	William Penn	W, 59-10
Sept. 25	at Delaware State	W, 49-0
Oct. 2	#15 Northern Iowa*	W, 40-36
Oct. 9	at Youngstown State*	W, 37-2
Oct. 16	#4 Western Kentucky*	W, 38-10
Oct. 23	at SMS*	W, 27-3
Oct. 30	Western Illinois*	6 p.m.
Nov. 6	at ILLINOIS STATE*	1:30 p.m.
Nov. 13	Indiana State*	6 p.m.

NORTHERN IOWA PANTHERS
(3-4, 2-2 GFC)

Sept. 4	at Iowa State	L, 0-23
Sept. 11	Minnesota State	W, 40-0
Sept. 18	#12 Stephen F. Austin	L, 21-24
Oct. 2	at #1 Southern Illinois*	L, 36-40
Oct. 9	#6 Western Kentucky*	L, 10-17
Oct. 16	at Youngstown State*	W, 22-20
Oct. 23	Western Illinois*	W, 36-13
Oct. 30	SMS*	4:05 p.m.
Nov. 6	at Indiana State*	12:30 p.m.
Nov. 13	ILLINOIS STATE*	5:05 p.m.
Nov. 20	at Northern Arizona	7:05 p.m.