



# Redbird Basketball

## GAME NOTES

Contact: Todd Kober, Assistant Athletics Director/Media Relations • 309/438-3805 • Fax: 309/438-5634 • Cell: 309/310-7112 • gtkober@ilstu.edu

### ILLINOIS STATE SCHEDULE

Date	Opponent (TV)	Time/Result
11/3	MISSOURI-ST. LOUIS (EX)	W, 84-55
11/14	vs. Penn State <sup>A</sup>	W, 82-73
11/15	@ Marquette <sup>A</sup>	L, 60-32
11/16	vs. Mississippi <sup>A</sup>	W, 70-52
11/22	TRUMAN STATE	W, 82-47
11/27	TENNESSEE-MARTIN	W, 80-51
11/30	ILLINOIS-CHICAGO	L, 60-56

12/4	ST. JOHN'S	W, 77-69
12/7	ALCORN STATE	W, 75-62
12/11	MARSHALL	W, 79-67
12/18	@ Loyola-Chicago	W, 73-67
12/23	@ Southern Illinois*	L, 61-49
12/30	SMS*	W, 62-61

1/3	@ Northern Iowa* (Valley-TV)	L, 75-55
1/6	INDIANA STATE*	W, 62-61
1/9	@ Evansville*	L, 69-61
1/15	DRAKE*	W, 74-61
1/19	@ Indiana State* (WMBD)	W, 73-69
1/22	@ Creighton* (WMBD)	W, 82-77(ot)
1/25	EVANSVILLE*	W, 77-58
1/29	@ Wichita State* (Valley-TV)	L, 78-72

2/1	@ Drake*	W, 59-58
2/5	BRADLEY* (WMBD)	W, 69-62
2/10	WICHITA STATE*	L, 76-62
2/12	NORTHERN IOWA* (WMBD)	L, 65-64
2/16	SOUTHERN ILLINOIS*	L, 66-59
2/19	@ UW-Green Bay% (ESPN+)	W, 79-69
2/23	@ Bradley* (WEEK)	L, 77-61
2/26	@ SMS*	L, 77-66

2/28 **CREIGHTON\*** 7:05 p.m.

**Bird Bit:** Illinois State owns a 12-4 record against Creighton in Redbird Arena, but the Jays have won four of the last five in Normal.

3/4-7 @ State Farm MVC Tournament# TBA

All times listed are CST

Home games in CAPS

<sup>A</sup>BCA Classic, Milwaukee, Wis.

<sup>%</sup>Missouri Valley Conference game

<sup>%</sup>ESPN's Bracket Buster III Series

<sup>#</sup>Savvis Center • St. Louis, Mo.

### ILLINOIS STATE MEDIA RELATIONS

Basketball SID: Todd Kober

Office Phone: 309/438-3805

Fax: 309/438-5634

Cell Phone: 309/310-7112

Home Phone: 309/454-3048

E-mail: gtkober@ilstu.edu

- or -

Graduate Assistant: Aaron Johnston

Office: 309/438-3598

Cell: 309/287-4777

E-Mail: acjohns3@ilstu.edu

[www.redbirds.org](http://www.redbirds.org)

REDBIRD ARENA TICKET OFFICE

309/438-8000

# 20 GAME



ILLINOIS STATE REDBIRDS (17-11, 8-9)

VS.



CREIGHTON BLUEJAYS (19-10, 10-7)

Monday, February 28, 2005 • 7:05 p.m. CST

Redbird Arena (10,200) • Normal, Ill.

### THE GAME FACTS

The Probable Starters:

ILLINOIS STATE REDBIRDS ▶ ▶ ▶



**Lorenzo Gordon**

▶ Forward

Jr.-TR • 6-7 • 245  
St. Louis, Mo.

PPG RPG APG  
16.9 6.6 1.2



**Gregg Alexander**

▶ Guard

Sr.-3L • 6-4 • 205  
Lincoln, Ill.

PPG RPG APG  
7.1 3.3 2.3



**Vince Greene**

▶ Guard

Sr.-3L • 5-9 • 165  
Chicago, Ill.

PPG RPG APG  
9.8 2.3 4.3



**Trey Guidry**

▶ Guard

Sr.-2L • 6-2 • 195  
Baton Rouge, La.

PPG RPG APG  
14.2 2.9 2.1



**Greg Dilligard**

▶ Forward

So.-1L • 6-8 • 230  
Labelle, Mo.

PPG RPG BPG  
6.4 4.8 1.3

CREIGHTON BLUEJAYS ▶ ▶ ▶

	F	G	G	G	G		ppg	rpg	apg
F 44	Anthony Tolliver	6-8	240	So.	Springfield, Mo.		3.9	4.2	0.5*
F 50	Dane Watts	6-8	225	Fr.	Warrensburg, Mo.		6.9	3.1	0.2*
G 10	Nate Funk	6-3	195	Jr.	Sioux City, Iowa		17.9	5.1	2.5
G 11	Johnny Matthies	6-0	165	Jr.	Louisville, Ky.		11.5	2.8	2.1
G 24	Tyler McKinney	6-1	185	Sr.	Urbandale, Iowa		6.6	2.8	5.4

\* indicates blocks per game

**About The Game:** As far as tournament seeding goes, tonight's game means more to Creighton as the Redbirds have already secured the No. 6 seed in the 2005 State Farm Missouri Valley Conference Tournament in St. Louis.

Even though the seeding is established, the Redbirds are more concerned about ending their five-game conference losing skid. Creighton, vying for the No. 3 seed as ISU's opponent in Saturday's quarterfinal, has won four straight.

**Series History:** Tonight is the 52nd meeting between the two schools and Illinois State leads the series 32-19. ISU snapped the Jays' eight-game winning streak in the series with an 82-77 overtime win in Omaha earlier this season.

**Radio:** Dick Luedke, play-by-play; Mike Matthews, color; Bruce Evans, sideline (home only) and Russ Eisenstein, studio host. Affiliates: WJBC (AM 1230/Bloomington), flagship; WBIG (AM 1280/Aurora), WJJE (FM 98.9/Dwight), WDID (AM 1510/Highland), WZOE (AM 1490/Princeton) and WFMB (AM 1450/Springfield). All Redbird broadcasts, including Porter Moser's weekly call-in show, which generally airs each Thursday from 6:07-7 pm, depending on the schedule, can be heard via the Internet at [www.redbirds.org](http://www.redbirds.org) or on Sirius Satellite Radio on channel 110.

**Television:** None.

### THE COACHES

**Porter Moser** (Creighton '90) owns a 81-64 (.559) career mark in his second season at Illinois State, including a 27-30 (.474) record with the Redbirds. Prior to guiding the 'Birds, Moser served three seasons at Arkansas-Little Rock in his first head coaching position. Moser is assisted by Chris Jans, Daniyal Robinson and Brian Barone.

**Dana Altman** (Eastern New Mexico '80) is in his 11th season at Creighton and owns a 214-119 (.643) record with the Bluejays. He boasts a 297-186 (.615) career record that includes a four-year stint at Kansas State and a one-year run at Marshall in his 16-year coaching career. He is assisted by Greg Gensing, Brian Fish and Darian DeVries.



## TALE OF THE TAPE



	17-11/8-9	19-10/10-7
W-L Record	17-11/8-9	19-10/10-7
RPI (as of 2/27)	120	79
Sagarin (as of 2/27)	90	64
Points Scored	67.6	71.8
Points Allowed	65.3	66.1
Scoring Margin	+2.3	+5.7
FG Percentage	45.9	45.6
Def. FG Percentage	44.5	44.8
3-pt. Percentage	35.6	41.3
Def. 3-pt. Percentage	34.2	37.4
FT Percentage	66.2	71.5
Offensive Rebounds	9.9	9.8
Total Rebounds	32.8	31.5
Rebounding Margin	-0.1	-2.8
Assists	14.4	14.7
Turnover Average	14.0	12.3
Turnover Margin	-0.3	+2.2
Steal Average	6.8	6.6
Block Average	2.9	3.4
Fouls	16.2	17.9

## WEEKLY MEDIA CONFERENCE

All start at 3 p.m. and are located at the Redbird Arena media room off of the Southwest Loading Dock.

- Tuesday, March 1

## WHAT'S BACK

Here is a look at what is returning to the Illinois State roster in 2004-05:

Scoring	64.9%
Three-point Field Goals	99.4%
Free Throws	58.5%
Rebounding	54.6%
Assists	70.3%
Blocks	47.5%
Steals	71.4%
Minutes	66.6%

## VALLEY TELECONFERENCE

Teleconferences with The Valley men's basketball head coaches will be conducted each Tuesday, with the men's briefings beginning on a weekly basis in December at 10 a.m. To participate in either conference briefing, call 913/981-5509. The first men's teleconference begins at 10 a.m. CST on **Tuesday, December 7**. Head coach **Porter Moser** will be available at 10:25 a.m. during the teleconference.

## ABOUT THE CREIGHTON BLUEJAYS

- Creighton, located in Omaha, Neb., was founded in 1878 and has an enrollment of 6,537 students.
- The Bluejays are members of the Missouri Valley Conference and play their home games at the Qwest Center OMAHA™.
- Creighton entered the season returning seven lettermen, including two starters off a team that finished 20-9 overall and tied for second in the conference with a 12-6 record.
- Junior Nate Funk is currently tied with UNI's Ben Jacobson as the league's leading scorer with 17.9 points per game. Funk is trying to become the first Bluejay to claim the scoring title since Rodney Buford's 18.9 points per game led the conference.
- With the 74-55 win over Indiana State, Creighton became the first team in Valley history to win 10 or more conference games over nine consecutive seasons. The Jays are also vying to become the first league team to post seven straight 20-win campaigns.
- Funk needs 18 points to become the 29th player in Creighton history to score 1,000 or more points in a career.

## CREIGHTON NUMERICAL ROSTER

No.	Name	Pos.	Ht.	Wt.	Yr.	Hometown
1	Jeffrey Day	C	6-9	230	Jr.	Seattle, Wash.
3	Nick Porter	G	6-3	215	Jr.	Las Vegas, Nev.
5	Dennis Howard	F	6-7	220	Jr.	Fort Worth, Texas
11	Johnny Mathies	G	6-0	165	Jr.	Louisville, Ky.
15	Kellen Miliner	G	6-2	175	Sr.	Warner Robins, Ga.
20	Pierce Hibma	G	6-5	200	Fr.	Pella, Iowa
24	Tyler McKinney	G	6-1	185	Sr.	Urbandale, Iowa
30	Jimmy Motz	F	6-7	218	Jr.	Lincoln, Neb.
44	Anthony Tolliver	F	6-8	240	So.	Springfield, Mo.
50	Dane Watts	F	6-8	225	Fr.	Warrensburg, Mo.
52	Steve Smith	C	6-10	235	Fr.	Sioux Falls, S.D.

Head Coach: Dana Altman

Assistant Coach: Greg Gensing, Brian Fish, Darian DeVries

## SENIOR SALUTE

For the first time in three seasons, the Redbirds did not have any seniors last year, Illinois State will honor its senior class. **Gregg Alexander**, **Vince Greene** and **Trey Guidry** have each left their mark at Illinois State with each scoring 1,000 points in their ISU's careers and are among the all-time leaders in three-point shooting. The three seniors have accounted for 3,193 points, 557 three-pointers and 751 assists in 318 games.

## THE TALE OF TWO HALVES

ISU's five-game conference losing skid appears to be attributed to second-half defense. In the last six games, including the non-conference win at UW-Green Bay, Illinois State opponents have shot a combined 87-for-156 from the field in the second half – or 55.8 percent.

## BUILT FORD TOUGH

Junior **Dana Ford** has really picked up his play down the stretch, particularly on the glass. Ford is averaging 17 minutes per game over the last three outings, including his third start of the season at SMS. During that three-game span, Ford is the Redbirds' second leading rebounder with 13 boards, including six off the offensive glass.

## BREAKING IN LEVI

Freshman **Levi Dyer** entered Saturday's game at SMS with not much wear. With only 20 minutes played in seven games on the season, Dyer made the best of his nearly season-doubling 18 minutes against the Bears. Dyer tossed in a career-best six points, while grabbing a pair of boards and dishing out an assist.

## THREE FOR A GRAND

At Bradley, both **Gregg Alexander** and **Vince Greene** joined ISU's 1,000-point club becoming the 37th and 38th member, respectively. Earlier this season at Creighton, **Trey Guidry** became the 36th member of the exclusive club giving the Redbirds three new members this season. The last time three Redbirds scored their 1,000<sup>th</sup> career point in the same season was 1967-68 with Jerry McGreal, George Terry and Steve Arends.

## GORDON AND THE 500

No, not a reference to Daytona or the Rainbow Warrior – instead it's referring to **Lorenzo Gordon** and scoring 500 points in a season. With 473 points scored heading into tonight's game, Gordon is trying to become the 12th player in Illinois State's Division I history to score 500 or more points in a season.

## CREIGHTON SCHEDULE

### 19-10 Overall, 10-7 Valley

Date	Opponent	Score/Time	W/L
Nov 15	ALCORN STATE <sup>A</sup>	74-40	W
Nov 16	IONA <sup>A</sup>	68-62	W
Nov 20	ARK.-PINE BLUFF	83-58	W
Nov 23	vs. Missouri <sup>A</sup>	78-54	W
Nov 24	vs. Ohio State <sup>A</sup>	65-63(ot)	W
Nov 30	at Xavier	73-72	W
Dec 4	HIGH POINT	79-60	W
Dec 7	KENT STATE	58-67	L
Dec 11	at Nebraska	50-48	W
Dec 18	WYOMING	64-68	L
Dec 22	at Evansville <sup>*</sup>	61-63	L
Dec 28	BRADLEY <sup>*</sup>	71-62	W
Dec 31	at San Diego	70-82	L
Jan 5	at Drake <sup>*</sup>	61-58	W
Jan 9	S. ILLINOIS <sup>*</sup>	63-69	L
Jan 12	at Indiana State <sup>*</sup>	72-74	L
Jan 15	at Northern Iowa <sup>*</sup>	67-66	W
Jan 19	DRAKE <sup>*</sup>	82-67	W
Jan 22	ILLINOIS STATE <sup>*</sup>	77-82(ot)	L
Jan 26	at Bradley <sup>*</sup>	74-65	W
Jan 29	at SMS <sup>*</sup>	73-80	L
Feb 1	WICHITA STATE <sup>*</sup>	73-69	W
Feb 5	SMS <sup>*</sup>	71-79	L
Feb 9	NORTHERN IOWA <sup>*</sup>	83-82	W
Feb 12	at Southern Illinois <sup>*</sup>	67-71	L
Feb 16	at Wichita State <sup>*</sup>	82-68	W
Feb 19	CHATTAHOOGA <sup>%</sup>	100-68	W
Feb 22	EVANSVILLE <sup>*</sup>	69-64	W
Feb 26	INDIANA STATE <sup>*</sup>	74-55	W
Feb 28	at Illinois State <sup>*</sup>	Tonight	
Mar 4-7	at State Farm Valley Conference Tournament		

<sup>A</sup> – Guardians Classic

<sup>\*</sup> – Missouri Valley Conference game.

<sup>%</sup> – ESPN Bracket Buster III

HOME GAMES IN CAPS.



BITING THE HAND THAT FED YOU

Illinois State's 82-77 overtime win at Creighton earlier this season gave Redbird coach Porter Moser his first career coaching victory over his alma mater. Moser lettered for the Jays from 1986-90.

BOUNCING BACK

The Redbirds have recovered well from defeat this season and after Saturday's loss at SMS they will look to improve that record tonight against Creighton. The Birds are 7-3 this season when coming off of a loss.

ZO KNOWS SCORING

Lorenzo Gordon enters tonight's game averaging 16.9 points per game, which is fourth on the Missouri Valley Conference scoring list. Gordon is on pace to average the most points by a Redbird since Tarise Bryson logged 22.8 points per game during the 2000-01 season and is trying to become the first newcomer to lead the Redbirds in scoring since Baboucarr Bojang averaged 13.2 points per game in 2001-02.

Table with 2 columns: Name (Year) and Off. Reb. Rows include Rico Hill (1996-97), Lorenzo Gordon (2004-05), Baboucarr Bojang (2001-02), LeRoy Watkins (1996-97), and Kenny Wright (1994-95).

ZO KNOWS OFFENSIVE REBOUNDING

Lorenzo Gordon has collected 83 offensive rebounds on the season and leads the league with 2.96 offensive boards per game. Since rebounds were categorized as offensive or defensive since the 1990-91 season, Gordon is only the fifth Redbird to post 70 or more offensive boards in a season.

THE THREE KING

With five treys at UW-Green Bay, senior Gregg Alexander claimed the top spot in the ISU record books for made three-point field goals in a career. Alexander, who now has 219 made threes, passed Tarise Bryson's 214.

DROPPING DIMES

Senior Vince Greene now has 406 assists in his career and stands in the No. 7 spot in the ISU record books. He needs 19 more dimes to move into the No. 6 position ahead of Richard Thomas (424). Greene is just the seventh Redbird to dish out 400 or more assists in a career.

DON'T SHOOT THE MESSENGER

In deciphering the data, it appears the Redbirds success this season hinges on their shot. Not just one shot, but their field goal shooting as a whole. In the 17 victories, ISU is shooting 50.2 percent from the field, while only tickling the twine 39.5 percent of the time in the 11 losses. Also, the Redbirds are 15-1 when outshooting their opponent and are an impressive 16-4 when shooting over 40 percent from the floor.

THE 200 CLUB

At Bradley, Trey Guidry became just the fourth player in ISU history with 200 career triples. Guidry joins Gregg Alexander (218), Tarise Bryson (214) and Dan Muller (204) in ISU's 200 club with 204 career three-pointers.

170 GAMES WITH A TREY ON THE BOARD

ISU enters tonight's game with at least one made three in 170 straight games, thanks to six 3-pointers at SMS. The last time ISU didn't sink a trey was an 82-43 loss at Creighton on Dec. 12, 1999.

WE HAVE ANOTHER WINNER

With 17 wins on the season, the Redbirds are guaranteed their 30th winning season in the 35 years of being a Division I program. The 17 victories is the most by ISU since the 2001-02 season.

AT THE LINE, IT'S EASY BEING GREENE

Senior Vince Greene already owns the school record for consecutive free throws with 57, which ended on Nov. 30 and now he has his sights on a Valley free throw percentage title. Greene currently ranks second in the conference at the foul line with his 92.0 percent accuracy in charity tosses, which also ranks No. 4 nationally. He is also first all time in career free throw percentage at Illinois State with an 89.9 free throw percentage for his career.

PRIZED PUPIL PLANK

Junior Neil Plank was named to the 2004-05 ESPN The Magazine Academic All-America® University Division Men's Basketball Team as selected by the CoSIDA All-District V Team on Thursday for the second straight season. The 2004 Missouri Valley Conference Scholar-Athlete Second Team selection carries a 4.0 grade point average and is majoring in finance at Illinois State.

THE LAST TIME THEY MET

Guidry Guns Redbirds Past Creighton

OMAHA, Neb. - Senior sharpshooter Trey Guidry poured in a game and career-high 30 points, including the three-pointer that put the game into overtime, to give Illinois State its first back-to-back road victories since the 2001-02 season with an 82-77 overtime win at Creighton Saturday night at the Qwest Center OMAHA™.

With the win the Redbirds moved into third place in the Missouri Valley Conference race by lifting their record to 13-5 overall and 5-3 in the league. Creighton fell to 12-7 and 4-4, respectively.

The Bluejays looked to be in control with a 68-62 lead and 1:58 left in regulation, but a missed free throw by Tyler McKinney and a turnover by Nate Funk opened the door for Guidry's heroics. With four seconds left in the second half, Guidry swished a trey from the left side of the arch to knot the game at 68-68. McKinney heaved a three-point attempt at the buzzer, but it bounced off the front of the rim and pushed the game into overtime.

In the extra period with the game tied 71-71 and 2:45 on the clock, the Redbirds took control with a pair of baskets by Lorenzo Gordon and Guidry. Vince Greene, for the second straight game, saved the win with a 6-for-6 effort from the line.

Guidry and Funk traded baskets in the first half as Guidry finished the first frame with 18 points and Funk posted 14. Creighton jumped out to a 5-0 lead to open the game and led by as much as 10 points at 23-13. The Redbirds responded with a 13-7 run with Guidry scoring seven in the spurt to close the gap to 30-26. The Jays led the entire half with a 37-32 lead at the intermission.

Guidry's 30 points was the most by a Redbird since Tarise Bryson fired 38 in the 2001 National Invitation Tournament game at Purdue. His 30 tallies also marked a Qwest Center record and gave him 1,000 career points in a Redbird uniform. Gordon posted his fourth double-double of the season with 19 points and 11 rebounds, while Greene finished with 10 points.

ILLINOIS STATE 82, Creighton 77 OT
January 22, 2005 • Qwest Center OMAHA™

Stat table for Illinois State vs Creighton with columns: Min, FG-A, FT-A, O-REB, A, PF, TP. Includes individual player stats and Totals.

Team Pct.: FG - .509; FT - .792
3-Pt.: 5-14, .357 (Alexander 1-2, Greene 0-3, Guidry 3-7, Plank 1-2)
Blocks: 0
Turnovers: 11 (Gordon 1, Dilligard 1, Alexander 1, Greene 2, Guidry 3, Plank 3)
Steals: 6 (Dilligard 1, Alexander 1, Guidry 1, Plank 2, Carlwell 1)

Stat table for Creighton vs Illinois State with columns: Min, FG-A, FT-A, O-REB, A, PF, TP. Includes individual player stats and Totals.

Team Pct.: FG - .469; FT - .667
3-Pt.: 13-28, .464 (Watts 0-3, Funk 3-8, Mathies 1-3, McKinney 3-5, Miliner 3-6, Hibma 1-1, Motz 2-2)
Blocks: 2 (Tolliver 1, Day 1)
Turnovers: 9 (Watts 1, Funk 2, Mathies 2, McKinney 2, Day 2)
Steals: 5 (Watts 3, Day 1, Miliner 1)

Officials: Tim Hutchinson, David Warfel, Chris Hall
Attendance: 13,949
Halftime Score: Creighton 37, ILLINOIS STATE 32



## CHART CLIMBERS

### Career Scoring Leaders

1. Doug Collins (1970-73).....	2,240
27. Richard Thomas (1990-93).....	1,170
<b>28. Trey Guidry (2002-).....</b>	<b>1,161</b>
29. Shawn Jeppson (1998-01).....	1,160
30. Robert Hawkins (1972-75).....	1,145
31. Derrick Sanders (1983-87).....	1,088
32. Rickie Johnson (1981-85).....	1,068
Ron deVries (1971-74).....	1,068
34. Jim Ringel (1959-63).....	1,051
35. LeRoy Watkins (1996-99).....	1,048
<b>36. Vince Greene (2001-).....</b>	<b>1,026</b>
37. Joe Galvin (1976-80).....	1,022
<b>38. Gregg Alexander (2001-).....</b>	<b>1,006</b>

### Career 3-Point FG Leaders

1. <b>Gregg Alexander (2001-).....</b>	<b>219</b>
2. Tarise Bryson (1999-02).....	214
3. Dan Muller (1994-98).....	204
<b>Trey Guidry (2002-).....</b>	<b>204</b>
5. Jeff Harris (1986-88).....	157
6. Skipp Schaeffbauer (1996-98).....	153
7. Richard Thomas (1990-93).....	149
8. Shawn Jeppson (1998-01).....	148
<b>9. Vince Greene (2001-).....</b>	<b>134</b>

### Career 3-Point FG Percentage

1. Matt Taphorn (1986-88).....	50.4
2. Jeff Harris (1986-88).....	46.6
3. Rico Hill (1995-98).....	43.7
4. Shawn Jeppson (1998-01).....	42.8
<b>5. Gregg Alexander (2001-)[219/536].....</b>	<b>40.9</b>
<b>6. Vince Greene (2001-)[134/329].....</b>	<b>40.7</b>
<b>7. Trey Guidry (2002-)[204/513].....</b>	<b>39.8</b>

## CAREER STARTS/GAMES

No.	Player	Illinois St.	GP	GS
2	Gregg Alexander		115	110
11	Vince Greene		117	82
24	Trey Guidry		86	52
50	Greg Dilligard		57	50
1	Lorenzo Gordon		28	28
25	Neil Plank		55	16
31	Dana Ford		75	11
3	Nedu Onyeuku		23	1
51	Ronnie Carlwell		31	0
5	Khalif Ford		18	0
32	Levi Dyer		8	0
12	Micah Kirstein		7	0
14	Travis Wallace		7	0

## 2004-05 VALLEY STANDINGS

	VALLEY			OVERALL		
	W	L	PCT	W	L	PCT
1. Southern Illinois	14	3	.824	24	6	.800
2. Wichita State	12	5	.706	19	7	.731
3. Northern Iowa	10	7	.588	20	9	.690
Creighton	10	7	.588	19	10	.655
5. SMS	9	8	.529	15	11	.577
<b>6. Illinois State</b>	<b>8</b>	<b>9</b>	<b>.471</b>	<b>17</b>	<b>11</b>	<b>.607</b>
7. Bradley	6	11	.353	13	13	.500
Drake	6	11	.353	11	15	.423
9. Evansville	5	12	.294	11	15	.423
Indiana State	5	12	.294	10	18	.357

\*Through games of Feb. 27

## GUARDS, GUARDS, EVERYWHERE THERE'S GUARDS

With three potential 1,000-point scoring guards gone at the end of the 2004-05 season, ISU head coach **Porter Moser** and his staff focused on the backcourt during the early signing period by signing the No. 2 ranked backcourt in the state of Illinois according to ChicagoHoops.com (Bloomington (Ill.) High School's **Dodie Dunson** and **Brandon Holtz**), a junior college sharpshooter considered a high-major player by *Roundball Review* (Daytona (Fla.) Beach Community College's **Roberto Fortes**), and the Georgia Junior College Athletic Association Preseason Player of the Year (**Wayne Williams** from South Georgia Technical College) to the 2005 class.

## 2004-05 ILLINOIS STATE RESULTS

RECORD:	OVERALL	HOME	AWAY	NEUTRAL
ALL GAMES	17-11	10-4	5-7	2-0
CONFERENCE	8-9	5-3	3-6	0-0
NON-CONFERENCE	9-2	5-1	2-1	2-0

DATE	TIME	OPPONENT	SCORE	ATTEND	HIGH	POINTS	HIGH	REBOUNDS	
11-14-04	5:30 p.m.	vs Penn State	W 82-73	7917	(26)	Gordon,Lorenzo	(8)	Greene,Vince	
11-15-04	8 p.m.	at Marquette	32-60 L	8203	(8)	Onyeuku,Nedu	(6)	Carlwell,Ronnie	
11-16-04	5:30 p.m.	vs Mississippi	W 70-52	8744	(24)	Guidry,Trey	(11)	Dilligard,Greg	
11-22-04	7:05 pm	TRUMAN STATE	W 82-47	4127	(16)	Gordon,Lorenzo	(8)	Guidry,Trey	
11-27-04	2:05 p.m.	TENNESSEE-MARTIN	W 80-51	4051	(27)	Guidry,Trey	(7)	Alexander,Gregg	
11-30-04	7:05 p.m.	ILLINOIS-CHICAGO	56-60 L	6260	(13)	Gordon,Lorenzo	(6)	Gordon,Lorenzo	
12-04-04	7:05 pm	ST. JOHN'S	W 77-69	8044	(22)	Gordon,Lorenzo	(8)	Guidry,Trey	
12-07-04	7:05 p.m.	ALCORN STATE	W 75-62	5943	(19)	Gordon,Lorenzo	(7)	Dilligard,Greg	
						(19)	Gordon,Lorenzo	(7)	Gordon,Lorenzo
12-11-04	7:05 p.m.	MARSHALL	W 79-67	6689	(21)	Plank,Neil	(8)	Plank,Neil	
12-18-04	1:00 p.m.	at Loyola-Chicago	W 73-67	3871	(19)	Gordon,Lorenzo	(11)	Dilligard,Greg	
12-23-04	7:05 pm	*at Southern Illinois	49-61 L	5729	(13)	Gordon,Lorenzo	(5)	Plank,Neil	
						(5)	Onyeuku,Nedu	(10)	Dilligard,Greg
12-30-04	7:05 p.m.	* SMS	W 62-61	5965	(17)	Gordon,Lorenzo	(10)	Dilligard,Greg	
01-03-05	7:05 pm	*at Northern Iowa	55-75 L	3126	(20)	Guidry,Trey	(5)	Gordon,Lorenzo	
01-06-05	7:05 p.m.	*INDIANA STATE	W 62-61	4923	(20)	Gordon,Lorenzo	(7)	Plank,Neil	
01-09-05	2:05 CST	* at Evansville	61-69 L	6416	(24)	Gordon,Lorenzo	(14)	Gordon,Lorenzo	
01-15-05	4:05 p.m.	* DRAKE	W 74-61	5636	(21)	Gordon,Lorenzo	(13)	Gordon,Lorenzo	
01-19-05	7:05 p.m.	*at Indiana State	W 73-69	3334	(26)	Gordon,Lorenzo	(7)	Gordon,Lorenzo	
01-22-05	7:07 p.m.	* at Creighton	WOT 82-77	13949	(30)	Guidry,Trey	(11)	Gordon,Lorenzo	
01-25-05	7:05 p.m.	* EVANSVILLE	W 77-58	5709	(25)	Guidry,Trey	(7)	Alexander,Gregg	
01-29-05	6:05 p.m.	*at Wichita State	72-78 L	10478	(19)	Guidry,Trey	(7)	Dilligard,Greg	
						(19)	Greene,Vince	(9)	Gordon,Lorenzo
02-01-05	7:05 p.m.	* at Drake	W 59-58	5311	(19)	Gordon,Lorenzo	(6)	Alexander,Gregg	
02-05-05	4:05 p.m.	* BRADLEY	W 69-62	10200	(24)	Guidry,Trey	(6)	Dilligard,Greg	
						(6)	Gordon,Lorenzo	(8)	Gordon,Lorenzo
02-10-05	7:07 pm	*WICHITA STATE	62-76 L	7115	(20)	Gordon,Lorenzo	(8)	Gordon,Lorenzo	
02-12-05	4:07 p.m.	*NORTHERN IOWA	64-65 L	8396	(20)	Guidry,Trey	(9)	Alexander,Gregg	
02-16-05	7:07 p.m.	*SOUTHERN ILLINOIS	59-66 L	7547	(13)	Gordon,Lorenzo	(9)	Gordon,Lorenzo	
02-19-05	8:00 p.m.	at UW-Green Bay	W 79-69	6023	(22)	Gordon,Lorenzo	(9)	Gordon,Lorenzo	
02-23-05	7:35 p.m.	* at Bradley	61-77 L	10406	(17)	Greene,Vince	(9)	Gordon,Lorenzo	
02/26/05	7:05 p.m.	* at SMS	66-77 L	7036	(16)	Greene,Vince	(5)	Ford,Dana	
						(16)	Guidry,Trey		

\* - Conference game

### ATTENDANCE SUMMARY

ATTENDANCE SUMMARY	GAMES	TOTALS	AVG/GAME
HOME	14	90605	6472
AWAY	12	83882	6990
NEUTRAL	2	16661	8331
<b>TOTAL</b>	<b>28</b>	<b>191148</b>	<b>6827</b>

## 2004-05 ILLINOIS STATE NUMERICAL ROSTER

No.	Name	Pos.	Ht.	Wt.	Cl.-Ex.	Hometown (previous schools)
1	Lorenzo Gordon	F	6-7	245	Jr.-TR	St. Louis, Mo. (Vashon/Mineral Area CC)
2	Gregg Alexander	G/F	6-4	205	Sr.-3L	Lincoln, Ill. (Lincoln)
3	Nedu Onyeuku	G	6-3	185	Jr.-TR	Omaha, Neb. (Creighton Prep/Iowa Western CC)
5	Khalif Ford	G	6-1	181	Fr.-HS	Diamond Bar, Calif. (Diamond Bar/Bridgton Academy)
11	Vince Greene	G	5-9	165	Sr.-3L	Chicago, Ill. (Brother Rice)
12	Micah Kirstein	G	6-3	190	So.-1L	Herscher, Ill. (Bishop McNamara)
14	Travis Wallace	G	6-0	175	Jr.-TR	St. Louis, Mo. (Jennings/Meramec JC)
24	Trey Guidry	G	6-2	195	Sr.-2L	Baton Rouge, La. (Central/North Carolina State)
25	Neil Plank	G/F	6-5	208	Jr.-1L	Mt. Zion, Ill. (Mt. Zion/Wisconsin)
31	Dana Ford	G	6-4	195	Jr.-2L	Tamms, Ill. (Egyptian)
32	Levi Dyer	C	6-10	220	Fr.-HS	Eaton, Colo. (Eaton)
50	Greg Dilligard	F	6-8	230	So.-1L	Labelle, Mo. (Highland)
51	Ronnie Carlwell	C	6-11	258	Fr.-RS	Maywood, Ill. (Proviso East)

Head Coach: Porter Moser

Assistant Coaches: Chris Jans, Daniyal Robinson, Brian Barone.



**2004-05 ILLINOIS STATE STATISTICS**

##	Player	GP	GS	Min	Avg	TOTAL			3-PTS			REBOUNDS				PF	FO	A	TO	Blk	Stl	Pts	Avg			
						FG	FGA	Pct	3FG	FGA	Pct	FT	FTA	Pct	Off									Def	Tot	Avg
01	Gordon,Lorenzo	28	28	833	29.8	181	341	.531	0	1	.000	111	173	.642	83	102	185	6.6	66	0	34	52	6	21	473	16.9
	Conference-Only...	17	17	532	31.3	107	209	.512	0	1	.000	55	85	.647	56	63	119	7.0	42	0	28	31	5	13	269	15.8
24	Guidry,Trey	28	27	837	29.9	137	356	.385	55	175	.314	69	87	.793	8	74	82	2.9	71	1	60	73	3	27	398	14.2
	Conference-Only...	17	16	524	30.8	89	230	.387	35	109	.321	55	70	.786	3	43	46	2.7	45	1	34	51	1	12	268	15.8
11	Greene,Vince	28	28	887	31.7	76	174	.437	41	98	.418	81	88	.920	3	60	63	2.3	36	0	121	72	3	34	274	9.8
	Conference-Only...	17	17	548	32.2	54	123	.439	29	64	.453	44	46	.957	2	31	33	1.9	29	0	65	46	3	20	181	10.6
02	Alexander,Gregg	26	25	742	28.5	58	126	.460	53	117	.453	16	19	.842	6	79	85	3.3	38	0	60	29	1	21	185	7.1
	Conference-Only...	16	15	479	29.9	33	82	.402	31	79	.392	7	9	.778	6	56	62	3.9	22	0	31	20	1	10	104	6.5
25	Plank,Neil	26	0	541	20.8	64	135	.474	16	47	.340	40	60	.667	28	78	106	4.1	39	1	36	31	4	17	184	7.1
	Conference-Only...	17	0	355	20.9	36	83	.434	6	25	.240	26	40	.650	19	56	75	4.4	27	1	20	21	2	11	104	6.1
50	Dilligard,Greg	28	28	708	25.3	77	132	.583	0	0	.000	24	76	.316	55	79	134	4.8	77	1	24	32	36	31	178	6.4
	Conference-Only...	17	17	412	24.2	41	73	.562	0	0	.000	13	42	.310	31	44	75	4.4	50	0	14	21	15	16	95	5.6
03	Onyeuku,Nedu	23	1	309	13.4	33	93	.355	10	40	.250	12	15	.800	13	29	42	1.8	35	0	17	35	6	13	88	3.8
	Conference-Only...	13	1	160	12.3	11	34	.324	3	16	.188	4	6	.667	6	16	22	1.7	18	0	6	17	4	4	29	2.2
32	Dyer,Levi	8	0	38	4.8	5	11	.455	0	4	.000	4	4	1.000	0	2	2	0.3	4	0	1	2	0	4	14	1.8
	Conference-Only...	3	0	25	8.3	2	5	.400	0	2	.000	4	4	1.000	0	2	2	0.7	4	0	1	1	0	0	8	2.7
51	Carlwell,Ronnie	27	0	229	8.5	17	30	.567	0	0	.000	6	15	.400	25	35	60	2.2	29	0	6	15	19	3	40	1.5
	Conference-Only...	16	0	107	6.7	13	18	.722	0	0	.000	1	6	.167	13	18	31	1.9	16	0	1	5	10	1	27	1.7
31	Ford,Dana	26	3	301	11.6	16	46	.348	5	20	.250	1	7	.143	15	39	54	2.1	27	0	17	24	4	8	38	1.5
	Conference-Only...	15	2	172	11.5	4	18	.222	1	6	.167	0	4	.000	8	20	28	1.9	16	0	12	13	2	4	9	0.6
05	Ford,Khalif	18	0	170	9.4	6	16	.375	1	6	.167	5	9	.556	3	22	25	1.4	29	0	22	19	0	7	18	1.0
	Conference-Only...	10	0	105	10.5	5	13	.385	0	4	.000	1	1	1.000	3	13	16	1.6	19	0	15	10	0	3	11	1.1
14	Wallace,Travis	7	0	24	3.4	1	1	1.000	0	0	.000	0	4	.000	1	3	4	0.6	0	0	3	2	0	4	2	0.3
	Conference-Only...	2	0	3	1.5	1	1	1.000	0	0	.000	0	0	.000	0	0	0	0.0	0	0	0	2	0	0	2	1.0
12	Kirstein,Micah	5	0	6	1.2	0	0	.000	0	0	.000	0	0	.000	0	1	1	0.2	1	0	1	0	0	0	0	0.0
	Conference-Only...	2	0	3	1.5	0	0	.000	0	0	.000	0	0	.000	0	0	0	0.0	0	0	0	0	0	0	0	0.0
TM	TEAM.....														36	40	76	2.7	2		7					
	Conference-Only...														25	22	47	2.8	2		3					
	<b>Total.....</b>	<b>28</b>				<b>671</b>	<b>1461</b>	<b>.459</b>	<b>181</b>	<b>508</b>	<b>.356</b>	<b>369</b>	<b>557</b>	<b>.662</b>	<b>276</b>	<b>643</b>	<b>919</b>	<b>32.8</b>	<b>454</b>	<b>3</b>	<b>402</b>	<b>393</b>	<b>82</b>	<b>190</b>	<b>1892</b>	<b>67.6</b>
	<b>Conference-Only...</b>	<b>17</b>				<b>396</b>	<b>889</b>	<b>.445</b>	<b>105</b>	<b>306</b>	<b>.343</b>	<b>210</b>	<b>313</b>	<b>.671</b>	<b>172</b>	<b>384</b>	<b>556</b>	<b>32.7</b>	<b>290</b>	<b>2</b>	<b>227</b>	<b>241</b>	<b>43</b>	<b>94</b>	<b>1107</b>	<b>65.1</b>
	<b>Opponents.....</b>	<b>28</b>				<b>693</b>	<b>1559</b>	<b>.445</b>	<b>158</b>	<b>462</b>	<b>.342</b>	<b>284</b>	<b>416</b>	<b>.683</b>	<b>301</b>	<b>621</b>	<b>922</b>	<b>32.9</b>	<b>504</b>	<b>11</b>	<b>372</b>	<b>384</b>	<b>93</b>	<b>166</b>	<b>1828</b>	<b>65.3</b>
	<b>Conference-Only...</b>	<b>17</b>				<b>435</b>	<b>949</b>	<b>.458</b>	<b>101</b>	<b>287</b>	<b>.352</b>	<b>180</b>	<b>263</b>	<b>.684</b>	<b>183</b>	<b>384</b>	<b>567</b>	<b>33.4</b>	<b>296</b>	<b>7</b>	<b>238</b>	<b>212</b>	<b>61</b>	<b>113</b>	<b>1151</b>	<b>67.7</b>

<b>SCORE BY PERIODS:</b>	<b>1st</b>	<b>2nd</b>	<b>OT</b>	<b>Total</b>
Illinois State	868	1010	14	1892
Opponents	847	972	9	1828

<b>DEADBALL REBOUNDS:</b>	<b>OFF</b>	<b>DEF</b>	<b>TOTAL</b>
Illinois State	77	1	78
Opponents	54	2	56



## SUPERLATIVES

### STARTING LINEUPS – F, F, G, G, G (4):

- Gordon, Dilligard, Alexander, Greene, Guidry (15-9)  
W – vs. Penn State, vs. Mississippi, Truman State, UT-Martin, St. John's, Alcorn State, Marshall, Indiana State, Drake, at Indiana State, at Creighton, Evansville, at Drake, Bradley, at UW-Green Bay
- L – at Marquette, Illinois-Chicago, at Northern Iowa, at Evansville, at Wichita State, Wichita State, Northern Iowa, Southern Illinois, at Bradley
- Gordon, Dilligard, Greene, Guidry, D. Ford (1-1)  
W – at Loyola-Chicago  
L – at Southern Illinois
- Gordon, Dilligard, Onyeuku, Greene, Guidry (1-0)  
W – SMS
- Gordon, Dilligard, Alexander, Greene, D. Ford (0-1)  
L – at SMS

### FIRST POINTS:

Gordon 11, Guidry 5, Dilligard 5, Greene 4, Onyeuku 1, Alexander 1

### DOUBLE-DIGIT SCORERS (74):

Gordon 25, Guidry 18, Greene 14, Alexander 6, Plank 5, Onyeuku 3, Dilligard 3

### DOUBLE-DIGIT REBOUNDING (7):

Gordon 4, Dilligard 3

### LEADING SCORER:

Gordon 16, Guidry 9, Greene 3, Onyeuku 1, Plank 1

### LEADING REBOUNDER:

Gordon 12, Dilligard 6, Alexander 4, Plank 3, Guidry 2, Carlwell 1, Greene 1, Onyeuku 1, D. Ford 1

### DOUBLE-DOUBLES (7):

Gordon 4, Alexander 1, Dilligard 1, Greene 1

### DUNKS (26):

Dilligard 14, Gordon 4, Onyeuku 4, Carlwell 3, Plank 1

### FIRST SUBSTITUTION:

Plank 12, K. Ford 6, Onyeuku 5, Carlwell 4, Guidry 1

### CHARGES DRAWN (17):

Dilligard 6, Alexander 4, Plank 2, Guidry 2, Dyer 1, Greene 1, K. Ford 1,

### MOST MINUTES:

- 42, Lorenzo Gordon at Creighton, 1-22-05
- 42, Vince Greene at Creighton, 1-22-05
- 38, Vince Greene vs. Bradley, 2-5-05
- 38, Vince Greene at Wichita State, 1-29-05
- 38, Trey Guidry vs. Illinois-Chicago, 11-30-04
- 37, Vince Greene at Wichita State, 2-10-05
- 37, Gregg Alexander vs. Marshall, 12-11-04
- 37, Vince Greene vs. St. John's, 12-4-04
- 36, Gregg Alexander vs. Northern Iowa, 2-12-05
- 36, Trey Guidry vs. Northern Iowa, 2-12-05
- 36, Trey Guidry vs. Bradley, 2-5-05
- 36, Gregg Alexander at Drake, 2-1-05
- 36, Gregg Alexander at Wichita State, 1-29-05
- 36, Trey Guidry at Wichita State, 1-29-05
- 36, Lorenzo Gordon at Indiana State, 1-19-05
- 35, Vince Greene at SMS, 2-26-05
- 35, Vince Greene at Drake, 2-1-05
- 35, Gregg Alexander at Creighton, 1-22-05
- 35, Trey Guidry at Creighton, 1-22-05
- 35, Gregg Alexander at Indiana State, 1-19-05
- 35, Vince Greene at Indiana State, 1-19-05
- 35, Lorenzo Gordon at Evansville, 1-9-05
- 35, Greg Dilligard at Loyola-Chicago, 12-18-04
- 35, Vince Greene vs. Illinois-Chicago, 11-30-04

## INDIVIDUAL GAME-BY-GAME (PTS-REB-ASTS)

Opponent	Alexander	Carlwell	Dilligard	Dyer	D. Ford	K. Ford
<b>vs. Penn State</b>	6-1-2*	3-2-0	6-4-3*	0-0-0	2-2-0	INJ.
<b>at Marquette</b>	0-1-0*	3-6-1	6-3-0*	2-0-0	0-2-0	INJ.
<b>vs. Mississippi</b>	8-0-2*	0-2-1	7-11-1*	0-0-0	0-1-0	0-2-3
<b>Truman State</b>	8-3-5*	7-2-1	6-6-1*	2-0-0	8-2-1	DNP
<b>UT-Martin</b>	9-7-2*	0-5-2	3-6-2*	2-0-0	5-5-0	0-1-1
<b>Illinois-Chicago</b>	3-1-3*	0-3-0	6-4-0*	DNP	6-3-0	0-1-1
<b>St. John's</b>	9-2-0*	0-1-0	8-4-0*	DNP	0-1-0	0-1-0
<b>Alcorn State</b>	11-3-5*	0-0-0	7-7-1*	DNP	0-2-1	6-1-0
<b>Marshall</b>	10-2-10*	0-3-0	14-3-1*	DNP	2-1-2	1-0-1
<b>at Loyola-Chicago</b>	INJ.	0-2-0	12-11-1*	DNP	2-3-1*	0-2-1
<b>at S. Illinois*</b>	INJ.	0-1-0	9-4-1*	DNP	0-4-2*	2-1-0
<b>SMS*</b>	3-1-1	0-0-0	8-10-4*	DNP	3-4-1	0-1-2
<b>at Northern Iowa*</b>	0-3-1*	0-1-0	9-4-1*	0-0-0	0-0-0	3-2-0
<b>Indiana State*</b>	3-5-0*	2-3-1	3-5-0	DNP	0-1-2	4-1-6
<b>at Evansville*</b>	0-4-1*	DNP	6-7-1*	DNP	0-2-0	2-2-1
<b>Drake*</b>	15-6-6*	0-3-0	4-2-0*	DNP	0-4-1	INJ.
<b>at Indiana State*</b>	9-1-0*	2-4-0	3-1-0*	DNP	0-1-0	INJ.
<b>at Creighton*</b>	4-3-3*	2-2-0	8-5-1*	DNP	DNP	INJ.
<b>Evansville*</b>	11-7-1*	4-2-0	10-5-1*	2-0-0	0-0-0	INJ.
<b>at Wichita State*</b>	9-2-2*	2-4-0	9-7-2*	DNP	DNP	INJ.
<b>at Drake*</b>	3-3-4*	0-0-0	2-3-1*	DNP	0-0-0	INJ.
<b>Bradley*</b>	7-6-3*	8-5-0	2-6-0*	DNP	2-0-0	INJ.
<b>Wichita State*</b>	9-2-2*	0-1-0	8-3-0*	DNP	0-0-0	0-0-0
<b>Northern Iowa*</b>	10-4-1*	2-2-0	0-4-0*	DNP	0-4-1	0-4-4
<b>Southern Illinois*</b>	12-9-1*	2-1-0	3-3-0*	DNP	0-0-1	0-0-1
<b>at UW-Green Bay</b>	17-3-0*	0-4-0	8-0-0*	DNP	4-5-0	0-1-0
<b>at Bradley*</b>	6-2-3*	1-0-0	9-6-1*	DNP	2-3-2	0-5-1
<b>at SMS*</b>	3-4-2*	2-2-0	3-1-1*	6-2-1	2-5-2*	0-0-0

Opponent	Gordon	Greene	Guidry	Kirstein	Onyeuku	Plank	Wallace
<b>vs. Penn State</b>	26-6-1*	7-8-6*	16-2-4*	0-0-0	16-0-2	0-2-1	0-0-0
<b>at Marquette</b>	7-5-0*	0-1-0*	6-2-2*	DNP	8-4-0	INJ.	0-2-1
<b>vs. Mississippi</b>	22-10-1*	7-0-2*	24-2-2*	DNP	2-2-1	INJ.	0-1-1
<b>Truman State</b>	16-5-0*	14-2-5*	10-8-4*	0-1-0	6-0-2	5-4-2	0-1-1
<b>UT-Martin</b>	23-4-1*	5-4-7*	27-3-2*	0-0-1	0-2-0	6-2-2	0-0-0
<b>Illinois-Chicago</b>	13-6-0*	8-2-7*	9-2-1*	DNP	2-2-0	9-3-1	DNP
<b>St. John's</b>	22-6-2*	13-3-6*	6-8-4*	DNP	5-1-4	14-3-3	DNP
<b>Alcorn State</b>	19-7-0*	11-5-6*	10-3-1*	DNP	6-2-2	5-6-0	DNP
<b>Marshall</b>	15-2-1*	9-1-4*	7-4-1*	DNP	DNP	21-8-2	DNP
<b>at Loyola-Chicago</b>	19-6-0*	5-2-5*	9-2-3*	DNP	10-2-0	16-3-2	DNP
<b>at S. Illinois*</b>	13-4-4*	3-0-5*	10-2-0*	DNP	10-5-2	2-5-0	DNP
<b>SMS*</b>	17-6-0*	7-2-3*	15-0-1*	DNP	2-0-0*	7-7-3	DNP
<b>at Northern Iowa*</b>	9-5-2*	11-1-1*	20-3-1*	0-0-0	0-2-0	3-4-1	0-0-0
<b>Indiana State*</b>	20-2-2*	0-1-5*	9-2-3*	DNP	5-3-1	17-7-1	DNP
<b>at Evansville*</b>	24-14-0*	4-1-3*	19-3-2*	DNP	0-2-0	6-6-0	DNP
<b>Drake*</b>	21-13-2*	12-1-3*	10-1-1*	DNP	DNP	12-9-5	DNP
<b>at Indiana State*</b>	26-7-2*	16-4-10*	9-3-2*	DNP	0-0-0	8-3-1	DNP
<b>at Creighton*</b>	19-11-0*	10-4-5*	30-8-2*	DNP	0-0-0	9-5-1	DNP
<b>Evansville*</b>	11-6-1*	7-4-6*	25-4-5*	0-0-0	2-3-2	3-3-1	2-0-0
<b>at Wichita State*</b>	12-3-3*	19-0-1*	19-4-1*	DNP	0-0-0	2-4-0	DNP
<b>at Drake*</b>	19-9-1*	14-3-2*	8-4-6*	DNP	5-2-0	8-2-0	DNP
<b>Bradley*</b>	6-5-3*	20-4-4*	24-3-2*	DNP	0-1-1	0-2-1	DNP
<b>Wichita State*</b>	20-6-0*	11-2-4*	9-1-5*	DNP	DNP	5-5-2	DNP
<b>Northern Iowa*</b>	18-8-1*	6-2-3*	20-4-0*	DNP	DNP	8-3-1	DNP
<b>Southern Illinois*</b>	13-7-4*	8-1-3*	11-2-1*	DNP	5-2-0	5-7-2	DNP
<b>at UW-Green Bay</b>	22-9-0*	14-2-8*	6-0-2*	DNP	4-5-0	4-0-3	DNP
<b>at Bradley*</b>	10-9-2*	17-2-3*	14-3-1*	DNP	0-2-0	2-0-0	DNP
<b>at SMS*</b>	11-4-1*	16-1-4*	16-0-1	DNP	DNP	7-3-0	DNP



THE LAST TIME IT HAPPENED

INDIVIDUAL

A player scored 40 points ...

ILLINOIS ST. ....Tarise Bryson (41) at C. Michigan, 12-3-00
Opponent .....Anthony Roberts (48), Oral Roberts, 1-6-75

A player scored 30 points ...

ILLINOIS ST. ....Trey Guidry (30) at Creighton, 1-22-05
Opponent .....Jermaine Boyette (31), Weber St., 11-16-01

A player grabbed 20 rebounds ...

ILLINOIS ST. ....Ron deVries (24) vs. Pacific, 1-19-74
Opponent .....Anthony Bonner (21), St. Louis, 2-6-90

A player grabbed 15 rebounds ...

ILLINOIS ST. ....Baboucar Bojang (15) vs. UNI, 1-30-02
Opponent .....Grant Stout (15), UNI, 1-3-05

A player had a double-double ...

ILLINOIS ST. ....Lorenzo Gordon (19p, 11r) at Creighton, 1-22-05
Opponent .....Darren Brooks (13p, 10r) vs. Southern Illinois, 2-16-05

A player made five 3-pointers ...

ILLINOIS ST. ....Gregg Alexander (5-6) at UW-Green Bay, 2-19-05
Opponent .....Eric Gray (6-8), Indiana State, 1-19-05

A player made 10 free throws ...

ILLINOIS ST. ....Lorenzo Gordon (10-14) vs. St. John's, 12-4-04
Opponent .....David Moss (12-15), Indiana State, 1-10-04

A player had 15 free throw attempts ...

ILLINOIS ST. ....Tarise Bryson (12-15) at Purdue, 3-14-01
Opponent .....David Moss (12-15), Indiana State, 1-10-04

A player had 10 assists ...

ILLINOIS ST. ....Vince Greene (10) at Indiana State, 1-19-05
Opponent .....Martell Bailey (12), Illinois-Chicago, 12-13-03

A player had five steals ...

ILLINOIS ST. ....Trey Guidry (5) vs. Marshall, 12-11-04
Opponent .....Deven Mitchell (6) at Bradley, 2-26-05

A player blocked five shots ...

ILLINOIS ST. ....Greg Dilligard (7) at Loyola-Chicago, 12-18-04
Opponent .....Bradley Strickland (5), Evansville, 1-9-05

TEAM

A team scored 100 points ...

ILLINOIS ST. ....vs. Southern Illinois (105), 1-10-98
Opponent .....Oklahoma (112), 12-28-90

A team made 35 field goals ...

ILLINOIS ST. ....vs. Bellarmine (35-71), 12-2-03
Opponent .....UT-San Antonio (35-65), 12-17-00

A team had 75 field goal attempts ...

ILLINOIS ST. ....vs. Lewis (31-78), 12-2-92
Opponent .....Akron (27-80), 11-20-98

A team shot 50 percent from the field ...

ILLINOIS ST. ....at SMS (.500, 24-48), 2-26-05
Opponent .....SMS (.535, 23-43), 2-26-05

A team made 10 3-point field goals ...

ILLINOIS ST. ....at Wichita State (12-25), 1-29-05
Opponent .....Wichita State (10-20), 2-10-05

A team had 25 3-point field goal attempts ...

ILLINOIS ST. ....at Bradley (8-27), 2-23-05
Opponent .....Creighton (13-28), 1-22-05

A team shot 50 percent on 3-pointers ...

ILLINOIS ST. ....vs. Tennessee-Martin (.500, 12-24), 11-27-04
Opponent .....Bradley (.500, 5-10), 2-23-05

A team made 30 free throws ...

ILLINOIS ST. ....vs. Florida A&M (38-48), 11-23-03
Opponent .....Drake (37-52), 1-17-01

A team had 25 assists ...

ILLINOIS ST. ....vs. Hofstra (25), 11-25-01
Opponent .....Evansville (26), 2-11-04

A team had 15 steals ...

ILLINOIS ST. ....vs. Bellarmine (16), 12-2-03
Opponent .....Creighton (18), 12-12-99

A team had 10 blocked shots ...

ILLINOIS ST. ....vs. Evansville (10), 1-17-79
Opponent .....Northern Illinois (11), 11-26-03

BENCH SCORING (ISU-OPP)

Table with 2 columns: Opponent, Points. Lists various opponents and their bench scoring totals, ending with a Total of 397-523.

2004-05 VALLEY RANKINGS

Through Feb. 27 (All Games)

Table with 2 columns: Statistic, Rank. Lists various team statistics and their corresponding ranks in the Valley.

INDIVIDUAL

Table with 2 columns: Player Name, Statistic. Lists individual player statistics for Lorenzo Gordon, Trey Guidry, Vince Greene, and Gregg Alexander.

ILLINOIS STATE'S 2004-05 RECORD WHEN

Table with 2 columns: Record Type, Count. Lists various record types such as Overall, Missouri Valley Conference, and ISU scores.

Table with 2 columns: Record Type, Count. Lists various record types such as ISU Scores 60 or More, Opponent Scores 100 or More, and ISU Scores 100 or More.



## 2004-05 GAME-BY-GAME

	Final	FG	FG%	3FG	3%	FT	FT%	O-D-T Reb.	Fouls	Assists	Turnovers	Blocks	Steals	Halftime
Penn State	73	27-56	.482	3-9	.333	16-23	.696	12-21-33	17	14	13	0	2	37
vs. ILLINOIS STATE	82	30-57	.526	8-20	.400	14-19	.737	6-23-29	18	19	10	2	6	32
ILLINOIS STATE at Marquette	32 60	10-50 22-48	.200 .458	1-16 6-16	.063 .375	11-21 10-15	.524 .667	11-17-28 11-34-45	17 21	4 14	13 18	2 6	5 2	15 38
Mississippi	52	18-48	.375	6-14	.429	10-18	.556	10-10-20	15	10	14	2	6	23
vs. ILLINOIS STATE	70	25-42	.595	7-13	.538	13-18	.722	9-23-32	16	14	18	5	7	38
Truman State	47	20-58	.345	4-14	.286	3-8	.375	11-21-32	15	8	16	1	4	19
at ILLINOIS STATE	82	31-55	.564	9-19	.474	11-17	.647	7-29-36	8	22	12	3	12	33
UT-Martin	51	17-59	.288	4-13	.308	13-17	.765	15-26-41	16	8	21	4	4	23
at ILLINOIS STATE	80	32-67	.478	12-24	.500	4-10	.400	12-29-41	15	20	12	3	12	38
Illinois-Chicago	60	23-45	.511	1-8	.125	13-16	.813	5-23-28	13	14	16	3	7	33
at ILLINOIS STATE	56	20-52	.385	7-23	.304	9-14	.643	12-18-30	18	13	16	0	9	26
St. John's	69	30-59	.508	6-14	.429	3-5	.600	7-24-31	21	16	16	5	5	31
at ILLINOIS STATE	77	26-53	.491	8-19	.421	17-28	.607	10-23-33	10	19	13	4	12	44
Alcorn State	62	25-69	.362	7-24	.292	5-11	.455	15-25-40	29	16	15	3	6	22
at ILLINOIS STATE	75	22-48	.458	6-18	.333	25-40	.625	9-32-41	15	16	16	7	10	34
Marshall	67	22-47	.468	9-23	.391	14-19	.737	7-23-30	22	15	20	4	3	36
at ILLINOIS STATE	79	28-52	.538	7-18	.389	16-26	.615	6-20-26	18	22	11	4	10	41
ILLINOIS STATE at Loyola-Chicago	73 67	24-52 27-63	.462 .429	5-19 7-21	.263 .333	20-25 6-7	.800 .857	14-22-36 15-17-32	14 21	13 11	14 11	9 3	6 7	40 35
ILLINOIS STATE at Southern Illinois*	49 61	20-43 25-56	.465 .446	5-12 4-18	.417 .222	4-17 7-9	.235 .779	8-21-29 11-22-33	15 15	14 13	20 12	1 3	6 14	23 33
SMS*	61	24-58	.414	6-14	.429	7-13	.538	14-18-32	17	10	15	4	5	27
at ILLINOIS STATE	62	23-48	.479	6-14	.429	10-14	.714	10-25-35	15	15	20	8	3	34
ILLINOIS STATE at Northern Iowa*	55 75	20-52 32-62	.385 .516	7-16 3-10	.438 .300	8-11 8-12	.727 .667	6-24-30 11-29-40	17 14	7 15	14 8	4 6	6 6	36 36
Indiana State*	61	24-52	.462	3-16	.188	10-15	.667	8-24-32	19	11	13	1	7	35
at ILLINOIS STATE	62	25-51	.490	2-12	.167	10-18	.556	8-23-31	17	21	13	1	9	32
ILLINOIS STATE at Evansville*	61 69	25-68 24-59	.368 .407	3-16 5-18	.188 .278	8-14 16-21	.571 .762	18-27-45 11-28-39	21 14	8 13	15 13	2 8	8 2	26 30
Drake*	61	24-62	.387	5-19	.263	8-13	.615	16-23-39	22	7	18	4	13	31
at ILLINOIS STATE	74	25-56	.446	8-23	.348	16-23	.696	13-27-40	18	18	17	6	6	35
ILLINOIS STATE at Indiana State*	73 69	24-43 26-56	.558 .464	6-17 11-20	.353 .550	19-23 6-9	.826 .667	5-20-25 9-16-25	15 15	15 15	13 11	1 1	5 3	37 38
ILLINOIS STATE* at Creighton*	82 77	29-57 30-64	.509 .469	5-14 13-28	.357 .464	19-24 4-6	.792 .667	13-26-39 10-17-27	11 18	12 18	11 9	0 2	6 5	32 37
Evansville*	58	24-57	.421	5-23	.217	5-9	.556	9-23-32	24	17	15	2	4	26
at ILLINOIS STATE	77	26-53	.491	7-15	.467	18-26	.692	9-28-37	17	17	12	3	4	27
ILLINOIS STATE at Wichita State*	72 78	25-56 24-52	.446 .462	12-24 9-17	.500 .529	10-20 21-26	.500 .808	12-17-29 13-26-39	18 18	10 19	7 12	2 1	6 2	35 28
ILLINOIS STATE at Drake*	59 58	23-51 24-54	.451 .444	8-22 7-19	.364 .368	5-7 3-8	.714 .375	10-20-30 13-19-32	14 11	14 13	14 15	3 4	6 10	26 29
Bradley*	62	26-60	.433	3-17	.176	7-13	.538	12-23-35	19	14	13	3	6	30
at ILLINOIS STATE	69	22-52	.423	6-20	.300	19-25	.760	10-23-33	12	14	13	2	5	27
Wichita State*	76	26-50	.520	10-20	.500	14-19	.737	11-24-35	15	14	14	2	4	25
at ILLINOIS STATE	62	24-50	.480	3-14	.214	11-16	.688	5-16-21	20	13	11	0	7	26
Northern Iowa*	65	27-57	.474	6-17	.353	5-13	.385	8-23-31	22	18	11	5	7	27
at ILLINOIS STATE	64	18-46	.391	5-15	.333	23-28	.821	8-28-36	15	11	15	2	5	29
Southern Illinois*	66	24-55	.436	4-14	.286	14-18	.778	12-25-37	18	13	8	5	5	30
at ILLINOIS STATE	59	21-57	.368	8-25	.320	9-15	.600	14-22-36	16	13	11	5	2	24
ILLINOIS STATE at UW-Green Bay	79 69	27-44 27-58	.614 .466	6-13 4-19	.462 .211	19-26 11-14	.731 .786	8-23-31 10-13-23	15 18	13 8	17 12	0 1	7 7	32 25
ILLINOIS STATE at Bradley*	61 77	22-58 28-53	.379 .528	8-27 5-10	.296 .500	9-15 16-22	.600 .727	12-22-34 7-28-35	23 16	13 13	13 9	3 6	2 9	21 38
ILLINOIS STATE at SMS*	66 77	24-48 23-43	.500 .535	6-20 2-7	.300 .286	12-17 29-37	.706 .784	12-16-28 8-16-24	26 19	12 12	22 16	0 4	8 11	25 25





Gregg Alexander 2
G • 6-4 • 205 • Sr.-3L • Lincoln, Ill. (Lincoln)

CAREER BESTS:

Points - 24 vs. Hofstra, 11-25-01
Rebounds - 10 vs. Bradley, 2-1-03
Assists - 10 vs. Marshall, 12-11-04
Blocked Shots - 3 vs. Northern Iowa, 12-20-03
Steals - 5 at Drake, 2-26-03
Minutes - 42 vs. Hofstra, 11-25-01

SEASON BESTS:

Points - 17 at UW-Green Bay, 2-19-05
Rebounds - 9 vs. Southern Illinois, 2-16-05
Assists - 10 vs. Marshall, 12-11-04
Blocked Shots - 1 vs. Drake, 1-15-05
Steals - 3 vs. St. John's, 12-4-04
Minutes - 37 vs. Marshall, 12-11-04

Last Time Out:

Was 1-for-5 from the field, all threes, and finished with three points in 28 minutes.

UPDATED PLAYER NOTES:

- His five three-pointers at UW-Green Bay gave him the school record for the most career treys.
Has six double-digit scoring games on the season.
His five treys at UW-Green Bay gave him six games in his career with five three-pointers.
Missed two games due to a severe ankle sprain.
Dished out a career-high 10 assists (without a turnover) against Marshall en route to his second career double-double to go along with his 10 points.

2004-05 GAME-BY-GAME STATISTICS

Table with columns: Opponent, M, FG-A, 3FG-A, FT-A, O-R, PF, A, TO, BLK, S, TP. Lists game-by-game stats for Gregg Alexander.

BOLD indicates games started
^ BCA Classic (Milwaukee, Wis.)
\* Missouri Valley Conference game
% ESPN Bracket Buster III



Ronnie Carlwell 1
C • 6-11 • 258 • Fr.-RS • Maywood, Ill. (Proviso East)

CAREER BESTS:

Points - 7 vs. Truman State, 11-22-04
Rebounds - 6 at Marquette, 11-15-04
Assists - 2 vs. Tennessee-Martin, 11-27-04
Blocked Shots - 3 vs. Drake, 1-15-05
Steals - 1, three times
Minutes - 24 at Marquette, 11-15-04

SEASON BESTS:

Points - 8 vs. Bradley, 2-5-05
Rebounds - 6 at Marquette, 11-15-04
Assists - 2 vs. Tennessee-Martin, 11-27-04
Blocked Shots - 3 vs. Drake, 1-15-05
Steals - 1, three times
Minutes - 24 at Marquette, 11-15-04

Last Time Out:

Scored two points and grabbed two rebounds in six minutes.

UPDATED PLAYER NOTES:

- Collected a career-best three blocked shots against Drake on Jan. 15.
Scored a career-high seven points against Truman State.
Played a career-high 24 minutes against Marquette and had a career best six rebounds along with three points and a pair of blocked shots.
Dropped 10 pounds and is running the floor better than ever.

2004-05 GAME-BY-GAME STATISTICS

Table with columns: Opponent, M, FG-A, 3FG-A, FT-A, O-R, PF, A, TO, BLK, S, TP. Lists game-by-game stats for Ronnie Carlwell.

BOLD indicates games started
^ BCA Classic (Milwaukee, Wis.)
\* Missouri Valley Conference game
% ESPN Bracket Buster III



**Greg Dilligard** 50  
F • 6-8 • 230 • So.-1L • Labelle, Mo. (Highland)

**CAREER BESTS:**

Points – 14 vs. Marshall, 12-11-04  
Rebounds – 11, twice  
Assists – 4 vs. SMS, 12-30-04  
Blocked Shots – 7 at Loyola-Chicago, 12-18-04  
Steals – 3, four times  
Minutes – 35, twice

**SEASON BESTS:**

Points – 14 vs. Marshall, 12-11-04  
Rebounds – 11, twice  
Assists – 4 vs. SMS, 12-30-04  
Blocked Shots – 7 at Loyola-Chicago, 12-18-04  
Steals – 3, three times  
Minutes – 35 at Loyola-Chicago, 12-18-04

**Last Time Out:**

Finished with three points in only 14 minutes of action.

**UPDATED PLAYER NOTES:**

- Has made five of his last 29 free throw attempts (.172).
- Against Evansville (1/25) tossed in 10 points on 5-for-5 shooting.
- Named State Farm MVC Player of the Week on Dec. 20 for his game at Loyola.
- Posted his first career double-double at Loyola with 12 points and a career matching 11 boards. Also posted a career best seven blocks and three steals in a game that Porter Moser dubbed as “the single-best defensive performance I have ever been associated with.”
- Registered a career scoring night against Marshall with 14 points, including 12 in the first half.

**2004-05 GAME-BY-GAME STATISTICS**


Opponent	M	FG-A	3FG-A	FT-A	R	PF	A	TO	BLK	S	TP
vs. Penn State <sup>A</sup>	29	3-7	0-0	0-0	2-4	3	3	0	2	1	6
at Marquette <sup>A</sup>	30	2-4	0-0	2-4	3-3	1	0	1	0	0	6
vs. Mississippi <sup>A</sup>	32	3-3	0-0	1-1	2-9	4	1	3	3	0	7
Truman State	24	3-7	0-0	0-1	1-6	2	1	1	3	3	6
UT-Martin	25	1-4	0-0	1-4	3-6	3	2	0	1	0	3
Illinois-Chicago	25	3-5	0-0	0-2	2-4	2	0	2	0	3	6
St. John's	27	4-7	0-0	0-6	2-4	0	0	0	2	1	8
Alcorn State	25	3-5	0-0	1-2	3-7	1	1	0	2	2	7
Marshall	19	6-7	0-0	2-7	1-3	5	1	2	1	2	14
at Loyola-Chicago	35	4-5	0-0	4-7	4-11	3	1	1	7	3	12
at Southern Illinois*	31	4-6	0-0	1-2	0-4	1	1	2	1	2	9
SMS*	29	3-7	0-0	2-4	4-10	2	4	4	2	0	8
at Northern Iowa*	31	3-10	0-0	3-4	1-4	3	1	2	3	1	9
Indiana State*	15	1-3	0-0	0-0	1-4	4	0	0	0	1	2
at Evansville*	24	2-8	0-0	2-3	5-7	3	1	1	2	2	6
Drake*	30	2-2	0-0	0-3	0-2	2	0	3	0	1	4
at Indiana State*	15	1-1	0-0	1-4	0-1	4	0	3	1	1	3
at Creighton*	28	4-5	0-0	0-1	3-5	2	1	1	0	1	8
Evansville*	27	5-5	0-0	0-7	3-5	4	1	0	1	1	10
at Wichita State*	27	4-6	0-0	1-5	3-7	4	2	0	1	1	9
at Drake*	24	1-1	0-0	0-0	1-3	1	1	1	0	2	2
Bradley*	24	1-2	0-0	0-2	2-6	2	0	0	1	1	2
Wichita State*	23	4-5	0-0	0-0	1-3	4	0	0	0	1	8
Northern Iowa*	23	0-4	0-0	0-0	1-4	4	0	1	1	1	0
Southern Illinois*	19	1-1	0-0	1-2	2-3	2	0	0	1	0	3
at UW-Green Bay%	25	4-5	0-0	0-0	0-0	3	0	1	0	0	8
at Bradley*	28	4-6	0-0	1-3	3-6	4	1	0	1	0	9
at SMS*	14	1-1	0-0	1-2	1-1	4	1	3	0	0	3

**BOLD** indicates games started

<sup>A</sup> BCA Classic (Milwaukee, Wis.)

\* Missouri Valley Conference game

% ESPN Bracket Buster III



**Levi Dyer** 32  
C • 6-10 • 220 • Fr.-HS • Eaton, Colo. (Eaton)

**CAREER BESTS:**

Points – 6 at SMS, 2-26-05  
Rebounds – 2 at SMS, 2-26-05  
Assists – 1 at SMS, 2-26-05  
Blocked Shots – 0  
Steals – 2, twice  
Minutes – 18 at SMS, 2-26-05

**Last Time Out:**

Nearly doubled his minutes played on the season with 18 against SMS.

**UPDATED PLAYER NOTES:**

- Entered the game at SMS with 20 minutes played on the season and logged 18 against the Bears with a career best six points and two rebounds.
- Scored his first collegiate points in the loss to Marquette.
- Played only three minutes in the exhibition versus UMSL. Scored two points and grabbed a rebound.

**2004-05 GAME-BY-GAME STATISTICS**

Opponent	M	FG-A	3FG-A	FT-A	O-R	PF	A	TO	BLK	S	TP
vs. Penn State <sup>A</sup>	0+	0-0	0-0	0-0	0-0	0	0	0	0	0	0
at Marquette <sup>A</sup>	6	1-3	0-2	0-0	0-0	0	0	0	0	0	2
vs. Mississippi <sup>A</sup>	1	0-0	0-0	0-0	0-0	0	0	0	0	0	0
Truman State	4	1-1	0-0	0-0	0-0	0	0	0	0	2	2
UT-Martin	2	1-1	0-0	0-0	0-0	0	0	1	0	2	2
Illinois-Chicago											
St. John's											
Alcorn State											
Marshall											
at Loyola-Chicago											
at Southern Illinois*											
SMS*											
at Northern Iowa*	1	0-0	0-0	0-0	0-0	0	0	0	0	0	0
Indiana State*											
at Evansville*											
Drake*											
at Indiana State*											
at Creighton*											
Evansville*	6	0-0	0-0	2-2	0-0	1	0	0	0	0	2
at Wichita State*											
at Drake*											
Bradley*											
Wichita State*											
Northern Iowa*											
Southern Illinois*											
at UW-Green Bay%											
at Bradley*											
at SMS*	18	2-5	0-2	2-2	0-2	3	1	1	0	0	6

**BOLD** indicates games started

<sup>A</sup> BCA Classic (Milwaukee, Wis.)

\* Missouri Valley Conference game

% ESPN Bracket Buster III



Dana Ford 31
G • 6-4 • 195 • Jr.-2L • Tamms, Ill. (Egyptian)

CAREER BESTS:
Points - 9 at Northern Iowa, 1-7-03
Rebounds - 8 at Southern Illinois, 1-4-03
Assists - 3, four times
Blocked Shots - 2, twice
Steals - 3, twice
Minutes - 31, twice

SEASON BESTS:
Points - 8 vs. Truman State, 11-22-04
Rebounds - 5, three times
Assists - 2, five times
Blocked Shots - 1, three times
Steals - 2 vs. Tennessee-Martin, 11-27-04
Minutes - 25 at SMS, 2-26-05

Last Time Out:
Two points, two assists
and three rebounds in 10
minutes.

UPDATED PLAYER NOTES:

- Averaging 17 minutes per game over the last three contests.
• Switched uniform numbers from No. 3 to No. 31.

2004-05 GAME-BY-GAME STATISTICS

Table with columns: Opponent, M, FG-A, 3FG-A, FT-A, O-R, PF, A, TO, BLK, S, TP. Rows include games against Penn State, Marquette, Mississippi, Truman State, UT-Martin, Illinois-Chicago, St. John's, Alcorn State, Marshall, Loyola-Chicago, Southern Illinois, SMS, Northern Iowa, Indiana State, Evansville, Drake, Indiana State, Creighton, Evansville, Wichita State, Drake, Bradley, Wichita State, Northern Iowa, Southern Illinois, UW-Green Bay, Bradley, SMS.

BOLD indicates games started
^ BCA Classic (Milwaukee, Wis.)
\* Missouri Valley Conference game
% ESPN Bracket Buster III



Khalif Ford 5
G • 6-1 • 181 • Fr.-HS • Diamond Bar, Calif. (Diamond Bar)

CAREER BESTS:
Points - 6 vs. Alcorn State, 12-7-04
Rebounds - 5 at Bradley, 2-23-05
Assists - 6 vs. Indiana State, 1-6-05
Blocked Shots - 0
Steals - 2, twice
Minutes - 19 vs. Indiana State, 1-6-05

Last Time Out:
Had one turnover in five
minutes.

UPDATED PLAYER NOTES:

- Missed four weeks with a broken third metacarpal in his left hand.
• Played 33 minutes turnover free, prior to breaking his hand.
• A career best six assists without a turnover against Indiana State.
• Scored the first points of his collegiate career with a career best six points against Alcorn State.
• Made his Redbird debut against Mississippi and made his presence felt in only 11 minutes of action, causing one steal, snagging two rebounds and handing out three assists.
• Was sidelined the first three weeks of the season with a stress fracture in his right tibia.

2004-05 GAME-BY-GAME STATISTICS

Table with columns: Opponent, M, FG-A, 3FG-A, FT-A, O-R, PF, A, TO, BLK, S, TP. Rows include games against Penn State, Marquette, Mississippi, Truman State, UT-Martin, Illinois-Chicago, St. John's, Alcorn State, Marshall, Loyola-Chicago, Southern Illinois, SMS, Northern Iowa, Indiana State, Evansville, Drake, Indiana State, Creighton, Evansville, Wichita State, Drake, Bradley, Wichita State, Northern Iowa, Southern Illinois, UW-Green Bay, Bradley, SMS.

BOLD indicates games started
^ BCA Classic (Milwaukee, Wis.)
\* Missouri Valley Conference game
% ESPN Bracket Buster III



**Lorenzo Gordon** 1  
F • 6-7 • 245 • Jr.-TR • St. Louis, Mo. (Vashon/Mineral Area CC)

**CAREER BESTS:**

Points – 26, twice  
Rebounds – 14 at Evansville, 1-9-05  
Assists – 4, twice  
Blocked Shots – 2 vs. SMS, 12-30-04  
Steals – 3, twice  
Minutes – 42 at Creighton, 1-22-05

**Last Time Out:**

For the sixth straight game collected double-digit points with 11.

**UPDATED PLAYER NOTES:**

- Has four double-doubles on the year.
- Has scored double figures in 25 of 28 games.
- Has scored at least 20-points in 12 games this season.
- Matched his career high with 26 tallies at Indiana State.
- Named the Valley Newcomer of the Week on Nov. 22 for his effort in the BCA Classic.
- Following his three game performance at the BCA Classic, Gordon was selected to the all-tournament team. He averaged 18.3 points and seven rebounds in the three contests.
- Led the 'Birds with 26 points in his ISU debut. At one stretch, scored 18 straight points for ISU, including the first 14 of the second half.

**2004-05 GAME-BY-GAME STATISTICS**

Opponent	M	FG-A	3FG-A	FT-A	O-R	PF	A	TO	BLK	S	TP
vs. Penn State <sup>A</sup>	33	10-15	0-0	6-10	1-6	1	1	1	0	1	26
at Marquette <sup>A</sup>	21	2-9	0-0	3-7	4-5	3	0	1	0	0	7
vs. Mississippi <sup>A</sup>	31	8-13	0-0	6-11	6-10	2	1	1	0	1	22
Truman State	27	5-8	0-0	6-8	1-5	0	0	2	0	0	16
UT-Martin	24	11-20	0-0	1-2	4-4	2	1	0	0	2	23
Illinois-Chicago	27	5-8	0-0	3-4	3-6	4	0	1	0	1	13
St. John's	28	6-12	0-0	10-14	3-6	2	2	4	0	2	22
Alcorn State	29	8-14	0-0	3-7	0-7	3	0	1	1	0	19
Marshall	22	5-9	0-0	5-7	0-2	2	1	3	0	1	22
at Loyola-Chicago	27	7-11	0-0	5-6	2-6	3	0	2	0	0	19
at Southern Illinois*	34	5-12	0-0	3-9	1-4	2	4	2	0	1	13
SMS*	33	6-14	0-0	5-6	1-6	3	0	1	2	0	17
at Northern Iowa*	28	4-11	0-0	1-1	2-5	3	2	3	0	0	9
Indiana State*	29	9-13	0-0	2-5	0-2	2	2	0	1	1	20
at Evansville*	35	9-17	0-0	6-11	7-14	2	0	2	0	1	24
Drake*	32	8-15	0-0	5-6	8-13	1	2	1	1	2	21
at Indiana State*	36	11-13	0-0	4-4	3-7	2	2	2	0	1	26
at Creighton*	42	7-16	0-0	5-7	6-11	2	0	1	0	0	19
Evansville*	25	4-10	0-0	3-3	4-6	4	1	3	0	0	11
at Wichita State*	25	4-13	0-1	4-6	2-3	4	3	0	0	0	12
at Drake*	29	8-14	0-0	3-4	6-9	3	1	2	1	0	19
Bradley*	27	3-7	0-0	0-2	2-5	2	3	2	0	1	6
Wichita State*	34	9-18	0-0	2-4	4-6	1	0	4	0	0	20
Northern Iowa*	34	6-11	0-0	6-8	3-8	1	1	2	0	3	18
Southern Illinois*	32	5-10	0-0	3-5	3-7	3	4	2	0	0	13
at UW-Green Bay%	32	7-13	0-0	8-12	3-9	2	0	5	0	0	22
at Bradley*	27	5-10	0-0	0-0	4-9	3	2	2	0	0	10
at SMS*	30	4-5	0-0	3-4	0-4	4	1	2	0	3	11

BOLD indicates games started

<sup>A</sup> BCA Classic (Milwaukee, Wis.)

\* Missouri Valley Conference game

% ESPN Bracket Buster III



**Vince Greene** 11  
G • 5-9 • 165 • Sr.-3L • Chicago, Ill. (Brother Rice)

**CAREER BESTS:**

Points – 29 at Bradley, 2-12-03  
Rebounds – 8 vs. Penn State, 11-14-04  
Assists – 11 vs. Jacksonville, 12-18-02  
Blocked Shots – 2 vs. SMS, 12-30-04  
Steals – 7 at Evansville, 1-25-03  
Minutes – 42, twice

**SEASON BESTS:**

Points – 20 vs. Bradley, 2-5-05  
Rebounds – 8 vs. Penn State, 11-14-04  
Assists – 10 at Indiana State, 1-19-05  
Blocked Shots – 2 vs. SMS, 12-30-04  
Steals – 4 at UW-Green Bay, 2-19-05  
Minutes – 42 at Creighton, 1-22-05

**Last Time Out:**

Posted 16 points, four assists and five turnovers in 35 minutes.

**UPDATED PLAYER NOTES:**

- Became the 38th member of Illinois State's 1,000-point club with his 17 tallies at Bradley.
- Has converted 32-of-34 (.941) from the foul line in the final two minutes of games this season.
- Tossed in a season high 19 points at Wichita State thanks to four three-pointers in the final 43 seconds. Tied a school record with a 6-for-6 effort beyond the arc.
- Has 13 double-digit scoring games this season.
- Converted an Illinois State record 57 straight free throw attempts dating back to last season, before missing his first of the season against Illinois-Chicago.

**2004-05 GAME-BY-GAME STATISTICS**

Opponent	M	FG-A	3FG-A	FT-A	O-R	PF	A	TO	BLK	S	TP
vs. Penn State <sup>A</sup>	30	1-4	1-4	4-4	0-8	2	6	3	0	1	7
at Marquette <sup>A</sup>	29	0-2	0-0	0-0	0-1	0	0	1	0	0	0
vs. Mississippi <sup>A</sup>	25	1-3	1-3	4-4	0-0	0	2	6	0	2	7
Truman State	30	5-8	2-4	2-2	0-2	1	5	2	0	2	14
UT-Martin	26	2-5	1-2	0-0	0-4	0	7	2	0	1	5
Illinois-Chicago	35	2-4	1-2	3-4	0-2	1	7	4	0	1	8
St. John's	37	4-9	3-7	2-2	0-3	0	6	1	0	1	13
Alcorn State	30	1-4	1-4	8-10	1-5	0	6	3	0	0	11
Marshall	29	2-4	1-3	4-4	0-1	1	4	0	0	0	9
at Loyola-Chicago	34	0-3	0-3	5-6	0-2	1	5	3	0	2	5
at Southern Illinois*	24	1-1	1-1	0-0	0-0	3	5	7	0	1	3
SMS*	30	3-6	1-3	0-0	0-2	3	3	3	2	0	7
at Northern Iowa*	27	4-8	3-5	0-0	1-1	1	1	4	0	1	11
Indiana State*	22	0-2	0-2	0-0	0-1	0	5	3	0	1	0
at Evansville*	26	2-7	0-2	0-0	0-1	2	3	1	0	2	4
Drake*	33	4-11	2-6	2-2	0-1	2	3	1	0	1	12
at Indiana State*	35	3-5	1-2	9-9	0-4	1	10	3	0	2	16
at Creighton*	42	1-5	0-3	8-8	0-4	2	5	2	0	0	10
Evansville*	32	1-3	1-2	4-4	0-4	0	6	3	0	2	7
at Wichita State*	38	6-9	6-6	1-2	0-0	2	1	1	0	2	19
at Drake*	35	5-9	4-6	0-0	0-3	1	2	1	0	2	14
Bradley*	38	5-10	2-4	8-8	0-4	2	4	4	0	0	20
Wichita State*	37	3-10	0-4	5-6	0-2	4	4	1	0	1	11
Northern Iowa*	29	2-9	0-3	2-2	0-2	2	3	4	1	1	6
Southern Illinois*	33	3-7	2-3	0-0	0-1	1	3	0	0	1	8
at UW-Green Bay%	34	4-5	1-2	5-6	0-2	1	8	1	0	4	14
at Bradley*	32	5-11	3-6	4-4	0-2	2	3	3	0	1	17
at SMS*	35	6-10	3-6	1-1	1-1	1	4	5	0	2	16

BOLD indicates games started

<sup>A</sup> BCA Classic (Milwaukee, Wis.)

\* Missouri Valley Conference game

% ESPN Bracket Buster III



Trey Guidry 24
G • 6-2 • 195 • Sr.-2L • Baton Rouge, La. (Central/NC State)

CAREER BESTS:

Points - 30 at Creighton, 1-22-05
Rebounds - 8, three times
Assists - 11 at Kent State, 12-7-02
Blocked Shots - 1, eight times
Steals - 5 vs. Marshall, 12-11-04
Minutes - 38, four times

SEASON BESTS:

Points - 30 at Creighton, 1-22-05
Rebounds - 8, three times
Assists - 6 at Drake, 2-1-05
Blocked Shots - 1, three times
Steals - 5 vs. Marshall, 12-11-04
Minutes - 38 vs. Illinois-Chicago, 11-30-04

Last Time Out:

Finished with 16 points in 27 minutes off the bench, but committed seven turnovers.

UPDATED PLAYER NOTES:

- For the first time this season at SMS, he didn't start.
Has 17 double-digit scoring games this year and seven 20-point games.
Has made eight of his last 36 three-point attempts (.222).
Joined ISU's 1,000-point club with his 30 points at Creighton.
Has 12 games in his career with five or more made threes.
Named to Dick Vitale's "All AT&T" team, highlighting the top five three-point shooters in the nation.

2004-05 GAME-BY-GAME STATISTICS


Table with columns: Opponent, M, FG-A, 3FG-A, FT-A, O-R, PF, A, TO, BLK, S, TP. Lists game-by-game stats for various opponents.

BOLD indicates games started

^ BCA Classic (Milwaukee, Wis.)

\* Missouri Valley Conference game

% ESPN Bracket Buster III



Micah Kirstein 12
G • 6-3 • 190 • So.-1L • Herscher, Ill. (Bishop McNamara)

CAREER BESTS:

Points - 0
Rebounds - 1 vs. Truman State, 11-22-04
Assists - 1 vs. Tennessee-Martin, 11-27-04
Blocked Shots - 0
Steals - 0
Minutes - 2, twice

SEASON BESTS:

Points - 0
Rebounds - 1 vs. Truman State, 11-22-04
Assists - 1 vs. Tennessee-Martin, 11-27-04
Blocked Shots - 0
Steals - 0
Minutes - 2, twice

Last Time Out:

Did not play.

UPDATED PLAYER NOTES:

- Logged two minutes against Evansville (1/25) matching his career high.
Tossed in a point in the exhibition game against UMSL.

2004-05 GAME-BY-GAME STATISTICS

Table with columns: Opponent, M, FG-A, 3FG-A, FT-A, O-R, PF, A, TO, BLK, S, TP. Lists game-by-game stats for various opponents.

BOLD indicates games started

^ BCA Classic (Milwaukee, Wis.)

\* Missouri Valley Conference game

% ESPN Bracket Buster III



**Nedu Onyeuku** **3**  
 G • 6-3 • 185 • Jr.-TR • Omaha, Neb. (Creighton Prep/Iowa Western CC)

**CAREER BESTS:**

**Points** – 16 vs. Penn State, 11-14-04  
**Rebounds** – 5, twice  
**Assists** – 4 vs. St. John's, 12-4-04  
**Blocked Shots** – 2 vs. Southern Illinois, 2-16-05  
**Steals** – 2, twice  
**Minutes** – 26 at Southern Illinois, 12-23-04

**Last Time Out:**  
 Did not play.


**UPDATED PLAYER NOTES:**

- Earned his first career start against SMS.
- Had back-to-back double digit games with 10 points at both Loyola and Southern Illinois.
- Dished out a career-high four assists against St. John's including an electrifying behind-the-back pass to Lorenzo Gordon on a fast break.
- Poured in a career-high 16 points in the season opening win over Penn State. Shot 6-for-9 from the field and 3-of-6 on treys.

**2004-05 GAME-BY-GAME STATISTICS**

Opponent	M	FG-A	3FG-A	FT-A	O-R	PF	A	TO	BLK	S	TP
vs. Penn State <sup>A</sup>	15	6-9	3-6	1-1	0-0	4	2	2	0	0	16
at Marquette <sup>A</sup>	19	3-13	1-5	1-1	1-4	4	0	2	0	2	8
vs. Mississippi <sup>A</sup>	19	1-4	0-1	0-0	0-2	3	1	3	0	2	2
Truman State	20	3-8	0-2	0-0	0-0	0	2	1	0	0	6
UT-Martin	9	0-3	0-1	0-0	0-2	0	0	0	0	1	0
Illinois-Chicago	6	1-3	0-2	0-0	0-2	2	0	1	0	0	2
St. John's	10	2-4	1-2	0-0	0-1	1	4	2	0	1	5
Alcorn State	22	1-5	0-2	4-5	2-2	1	2	4	1	1	6
Marshall	Did not play – Coach's suspension										
at Loyola-Chicago	19	3-5	2-3	2-2	1-2	0	0	2	1	1	10
at Southern Illinois*	26	4-6	2-3	0-0	1-5	2	2	0	0	0	10
<b>SMS*</b>	<b>20</b>	<b>1-2</b>	<b>0-1</b>	<b>0-0</b>	<b>0-0</b>	<b>0</b>	<b>0</b>	<b>4</b>	<b>0</b>	<b>0</b>	<b>2</b>
at Northern Iowa*	9	0-0	0-0	0-0	0-2	2	0	1	1	1	0
Indiana State*	16	2-7	0-2	1-2	2-3	1	1	4	0	1	5
at Evansville*	4	0-1	0-0	0-0	2-2	1	0	1	0	1	0
Drake*	Did not play – Coach's decision										
at Indiana State*	5	0-1	0-1	0-0	0-0	1	0	0	0	0	0
at Creighton*	12	0-1	0-0	0-0	0-0	2	0	0	0	0	0
Evansville*	17	0-5	0-3	2-2	0-3	2	2	1	0	1	2
at Wichita State*	6	0-0	0-0	0-0	0-0	0	0	1	0	0	0
at Drake*	17	2-3	0-1	1-2	0-2	2	0	1	0	0	5
Bradley*	4	0-1	0-1	0-0	0-1	1	1	2	0	0	0
Wichita State*	Did not play – Coach's decision										
Northern Iowa*	Did not play – Coach's decision										
Southern Illinois*	11	2-4	1-3	0-0	1-2	1	0	0	2	0	5
at UW-Green Bay%	10	205	909	909	305	2	0	1	0	1	4
at Bradley*	13	0-3	0-1	0-0	0-2	3	0	2	1	0	0
at SMS*	Did not play – Coach's decision										

**BOLD** indicates games started  
<sup>A</sup> BCA Classic (Milwaukee, Wis.)  
<sup>\*</sup> Missouri Valley Conference game  
<sup>%</sup> ESPN Bracket Buster III



**Neil Plank** **25**  
 G/F • 6-5 • 208 • Jr.-1L • Mt. Zion, Ill. (Mt. Zion/Wisconsin)

**CAREER BESTS:**

**Points** – 21, twice  
**Rebounds** – 11 vs. Southern Illinois, 1-21-04  
**Assists** – 6 vs. Florida A&M, 11-23-03  
**Blocked Shots** – 1, five times  
**Steals** – 5 vs. Florida A&M, 11-23-03  
**Minutes** – 41 vs. Western Kentucky, 12-16-03

**Last Time Out:**  
 Collected five fouls in 12 minutes after scoring seven points and grabbing three boards.

**SEASON BESTS:**

**Points** – 21 vs. Marshall, 12-11-04  
**Rebounds** – 9 vs. Drake, 1-15-04  
**Assists** – 5 vs. Drake, 1-15-04  
**Blocked Shots** – 1, four times  
**Steals** – 3 vs. Wichita State, 2-10-05  
**Minutes** – 31 vs. Indiana State, 1-6-05

**UPDATED PLAYER NOTES:**

- Has not scored double figures in 12 games.
- Has only made two of his last 15 three-point attempts.
- A finance major with a 4.0 GPA who was named to the 2004-05 ESPN The Magazine Academic All-America® University Division Men's Basketball Team as selected by the CoSIDA All-District V Team.
- Scored the game-winning bucket at Drake on a tip-in with three seconds remaining.
- Has five double-digit scoring games this season.
- Named Prairie Farms/MVC Scholar-Athlete of the Week on Dec. 13 and Dec. 20.
- Equaled his career best with 21 points on 8-for-11 shooting to pace the 'Birds over Marshall. Also added eight rebounds.

**2004-05 GAME-BY-GAME STATISTICS**

Opponent	M	FG-A	3FG-A	FT-A	O-R	PF	A	TO	BLK	S	TP
vs. Penn State <sup>A</sup>	21	0-3	0-2	0-0	0-2	0	1	2	0	0	0
at Marquette <sup>A</sup>	Did not play – Injured										
vs. Mississippi	Did not play – Injured										
Truman State	15	2-3	1-1	0-0	1-4	0	2	0	0	1	5
UT-Martin	18	2-5	1-3	1-2	0-2	2	2	1	0	1	6
Illinois-Chicago	22	3-6	1-1	2-2	2-3	2	1	1	0	1	9
St. John's	18	5-6	2-2	1-3	0	3	2	1	1	1	14
Alcorn State	20	1-5	0-2	3-6	2-6	1	0	0	0	2	5
Marshall	28	8-11	3-5	2-2	2-8	4	2	0	1	0	21
at Loyola-Chicago	27	6-10	2-4	2-2	1-3	2	2	1	0	0	16
at Southern Illinois*	15	1-2	0-1	0-3	2-5	0	0	3	0	0	2
SMS*	20	3-4	1-1	0-0	2-7	0	3	2	1	1	7
at Northern Iowa*	21	1-5	1-2	0-1	0-4	1	1	0	0	1	3
Indiana State*	31	6-10	0-1	5-7	1-7	3	1	1	1	0	17
at Evansville*	22	3-9	0-3	0-0	2-6	3	0	3	0	0	6
Drake*	25	3-4	0-0	6-8	4-9	1	5	1	0	0	12
at Indiana State*	26	3-5	1-2	1-1	0-3	1	1	2	0	0	8
at Creighton*	25	4-6	1-2	0-0	1-5	1	1	3	0	2	9
Evansville*	15	1-4	0-1	1-2	0-3	2	1	1	0	0	3
at Wichita State*	22	1-4	0-1	0-0	1-3	2	1	0	0	1	2
at Drake*	27	3-9	1-3	1-1	0-2	1	0	2	0	0	8
Bradley*	18	0-4	0-2	0-0	0-2	0	1	1	0	2	0
Wichita State*	23	1-2	0-1	3-4	0-5	3	2	1	0	3	5
Northern Iowa*	17	1-4	1-2	5-6	1-3	3	1	1	0	0	8
Southern Illinois*	21	1-4	0-2	3-4	2-7	1	2	0	1	0	5
at UW-Green Bay%	17	1-3	0-2	2-4	0-0	1	3	3	0	0	4
at Bradley*	16	1-3	0-1	0-0	0-0	0	0	0	0	0	2
at SMS*	12	3-4	0-0	1-3	2-3	5	0	0	0	0	7

**BOLD** indicates games started  
<sup>A</sup> BCA Classic (Milwaukee, Wis.)  
<sup>\*</sup> Missouri Valley Conference game  
<sup>%</sup> ESPN Bracket Buster III



**Travis Wallace** 14  
 G • 6-0 • 175 • Jr.-TR • St. Louis, Mo. (Jennings/Meramec)

**CAREER BESTS:**

- Points – 2 vs. Evansville, 1-25-05
- Rebounds – 2 at Marquette, 11-15-04
- Assists – 1, three times
- Blocked Shots – 0
- Steals – 3 at Marquette, 11-15-04
- Minutes – 11 at Marquette, 11-15-04

**Last Time Out:**  
 Did not play.

**UPDATED PLAYER NOTES:**

- His layup basket against Evansville (1/25) was his first field goal in an Illinois State uniform.
- Saw 11 minutes of action against Marquette, spotting point guard Vince Greene.
- Played two minutes in the exhibition game against UMSL and finished with two points.

**2004-05 GAME-BY-GAME STATISTICS**

Opponent	M	FG-A	3FG-A	FT-A	O-R	PF	A	TO	BLK	S	TP
vs. Penn State <sup>^</sup>	0+	0-0	0-0	0-0	0-0	0	0	0	0	0	0
at Marquette <sup>^</sup>	11	0-0	0-0	0-2	1-2	0	1	0	0	3	0
vs. Mississippi <sup>^</sup>	3	0-0	0-0	0-0	0-1	0	1	0	0	0	0
Truman State	6	0-0	0-0	0-2	0-1	0	1	0	0	1	0
UT-Martin	1	0-0	0-0	0-0	0-0	0	0	0	0	0	0
Illinois-Chicago											
St. John's											
Alcorn State											
Marshall											
at Loyola-Chicago											
at Southern Illinois <sup>*</sup>											
SMS <sup>*</sup>											
at Northern Iowa <sup>*</sup>	1	0-0	0-0	0-0	0-0	0	0	0	0	0	0
Indiana State <sup>*</sup>											
at Evansville <sup>*</sup>											
Drake <sup>*</sup>											
at Indiana State <sup>*</sup>											
at Creighton <sup>*</sup>											
Evansville <sup>*</sup>	2	1-1	0-0	0-0	0-0	0	0	2	0	0	2
at Wichita State <sup>*</sup>											
at Drake <sup>*</sup>											
Bradley <sup>*</sup>											
Wichita State <sup>*</sup>											
Northern Iowa <sup>*</sup>											
Southern Illinois <sup>*</sup>											
at UW-Green Bay <sup>%</sup>											
at Bradley <sup>*</sup>											
at SMS <sup>*</sup>											

**BOLD** indicates games started  
<sup>^</sup> BCA Classic (Milwaukee, Wis.)  
<sup>\*</sup> Missouri Valley Conference game  
<sup>%</sup> ESPN Bracket Buster III



EXHIBITION 1

Guidry, 'Birds Down UMSL 84-55

NORMAL, Ill. - Senior guard Trey Guidry scored 15 of his game high 19 points in the first half to lead the Illinois State men's basketball team to an 84-55 exhibition victory over Missouri-St. Louis Wednesday night at Redbird Arena.

The Redbirds used a 19-4 first half run to take control of the game early. Guidry scored 10 of his 15 first half points during the run, while the Rivermen missed 13 straight field goals and coughed up eight turnovers. Guidry opened the game by hitting his first six shots and he finished 6-for-7 in the first frame.

In the second half, the Redbirds led by as many as 31 points thanks to a 9-1 run in which Ronnie Carlwell tossed in four points, including a fast break dunk. Junior college transfer Lorenzo Gordon finished with 17 points, while Greg Dilligard tossed in 16 to round out the Redbirds' leading scorers.

The Rivermen had three players in double figures led by Joey Paul with 19 points and Jonathan Griffin and Aaron Green each tossed in 15 and 14 points, respectively.

ILLINOIS STATE 84, Missouri-St. Louis 55
November 3, 2004 • Redbird Arena

Table with 9 columns: Player, Min., FG-A, FT-A, O-REB, A, PF, TP. Lists stats for UMSL players: Paul, Green, Minner, Cole, Griffin, Guerin, Mroz, Hamilton, Attah, Blakeney, Ward, Slaten, and Totals.

Team Pct.: FG - .276; FT - .773
3-Pt.: 6-24, .250 (Paul 1-2, Green 3-6, Cole 0-3, Griffin 2-5, Guerin 0-2, Attah 0-2, Blakeney 0-1, Slaten 0-3)
Blocks: 1 (Paul 1)
Turnovers: 24 (Paul 3, Green 1, Minner 2, Cole 2, Griffin 7, Guerin 1, Attah 1, Ward 4, Slaten 3)
Steals: 10 (Paul 1, Green 3, Cole 2, Mroz 1, Attah 1, Blakeney 1, Ward 1)

Table with 9 columns: Player, Min., FG-A, FT-A, O-REB, A, PF, TP. Lists stats for ILLINOIS ST. players: Gordon, Dilligard, Alexander, Greene, Guidry, Onyeuku, Kirstein, Wallace, Plank, D. Ford, Dyer, Carlwell, and Totals.

Team Pct.: FG - .610; FT - .500
3-Pt.: 6-15, .400 (Alexander 0-2, Greene 1-3, Guidry 3-5, Onyeuku 1-4, Plank 1-1)
Blocks: 5 (Gordon 1, Dilligard 2, Onyeuku 1, Carlwell 1)
Turnovers: 18 (Gordon 3, Dilligard 2, Greene 1, Guidry 1, Onyeuku 2, Plank 2, D. Ford 1, Carlwell 6)
Steals: 14 (Dilligard 2, Greene 1, Guidry 4, Onyeuku 1, Wallace 1, Plank 4, Carlwell 1)

Officials: Gerry Pollard, Brian Nottrott, Gene Grimshaw
Attendance: 4,423
Halftime Score: ILLINOIS STATE 37, UMSL 23

GAME 1

Newcomers Key ISU Victory Over Penn State

MILWAUKEE, Wis. - Junior college transfers Lorenzo Gordon and Nedu Onyeuku combined for 30 second half points and spurred Illinois State to a 82-73 victory over Penn State in the first round of the 2004 Black Coaches Association Classic at the Bradley Center Sunday night.

The win marked the first for the Redbirds over a Big Ten Conference foe since a 67-47 win at Northwestern on Dec. 18, 1996, giving the ISU program five victories over the Big Ten.

At one stretch, Gordon scored 18 straight points for ISU, including the first 14 of the second half that erased a 37-32 halftime deficit and forced a 46-46 tie with 13:48 left in the game. The hot hand transferred to Onyeuku, as he scored all 16 of his points in the next six minutes on a 20-12 ISU run which paved the way for a 66-58 Redbird lead with 7:03 remaining.

Senior sharpshooter Trey Guidry followed Onyeuku's scoring wave with 10 straight tallies of his own and pushed the ISU lead to 11 points, at 74-63, its largest of the game. Vince Greene capped off the night with four straight free throws pushing his school record to 48 straight makes from the line.

Gordon finished with a game-high 26 points on 10-for-15 shooting. He also added six rebounds in 33 minutes of action. Onyeuku's 16 points off the bench equaled Guidry's 16 point effort, while Greene collected a career-high eight rebounds to go along with his six assists.

ILLINOIS STATE 82, Penn State 73
November 14, 2004 • Bradley Center

Table with 9 columns: Player, Min., FG-A, FT-A, O-REB, A, PF, TP. Lists stats for ILLINOIS STATE players: Gordon, Dilligard, Alexander, Greene, Guidry, Onyeuku, Kirstein, Wallace, Plank, D. Ford, Dyer, Carlwell, and Totals.

Team Pct.: FG - .526; FT - .737
3-Pt.: 8-20, .400 (Alexander 2-4, Onyeuku 3-6, Greene 1-4, Guidry 2-3, Plank 0-2, D. Ford 0-1)
Blocks: 2 (Dilligard 2)
Turnovers: 10 (Gordon 1, Alexander 1, Onyeuku 2, Greene 3, Guidry 1, Plank 2)
Steals: 6 (Gordon 1, Alexander 2, Greene 1, Guidry 1, Dilligard 1)

Table with 9 columns: Player, Min., FG-A, FT-A, O-REB, A, PF, TP. Lists stats for Penn State players: Johnson, Claxton, Luber, Parker, Smith, Tate, Walker, Fellows, Morrissey, and Totals.

Team Pct.: FG - .482; FT - .696
3-Pt.: 3-9, .333 (Walker 0-1, Parker 2-3, Smith 0-4, Morrissey 1-1)
Blocks: 0
Turnovers: 13 (Tate 1, Luber 3, Walker 1, Claxton 4, Parker 4)
Steals: 2 (Parker 1, Smith 1)

Officials: Mike Eads, Roger Ayers, Jerry Heater
Attendance: 7,919
Halftime Score: Penn State 37, ILLINOIS STATE 32

GAME 2

Marquette Shuts Down Redbirds

MILWAUKEE, Wis. - Marquette held Illinois State to 20 percent shooting from the field, including 1-for-16 on threes, as the Golden Eagles handed the Redbirds a 60-32 non-conference loss in the semifinals of the 2004 Black Coaches Association Classic at the Bradley Center Monday night.

The Redbirds (1-1) fell behind early as Marquette opened with a 15-2 run to start the game and ISU never recovered. The 'Birds closed the gap to nine, but the lead ballooned to a 38-15 Golden Eagle advantage at the half.

The 32 points marked the second lowest game total for the Redbirds in the Division I era, topping only a 51-31 loss at Tulsa on Jan. 28, 1988. It was also the fewest points Marquette (2-0) had allowed since 1951.

Nedu Onyeuku led the Redbird scorers with eight points off the bench, but was 3-for-13 from the field. Lorenzo Gordon tossed in seven, while Greg Dilligard and Trey Guidry each scored six.

All-America point guard Travis Diener paved the way for the Golden Eagles with 16 points and five assists. Steve Novak was the only other player from Marquette in double figures. He scored 13.

Marquette 60, ILLINOIS STATE 32
November 15, 2004 • Bradley Center

Table with 9 columns: Player, Min., FG-A, FT-A, O-REB, A, PF, TP. Lists stats for ILLINOIS STATE players: Gordon, Dilligard, Alexander, Greene, Guidry, Onyeuku, Wallace, D. Ford, Dyer, Carlwell, and Totals.

Team Pct.: FG - .200; FT - .524
3-Pt.: 1-16, .063 (Alexander 0-2, Guidry 0-5, Onyeuku 1-5, D. Ford 0-2, Dyer 0-2)
Blocks: 2 (Carlwell 2)
Turnovers: 13 (Gordon 1, Dilligard 1, Alexander 1, Greene 1, Guidry 1, Onyeuku 2, D. Ford 1, Carlwell 3, Team 2)
Steals: 5 (Onyeuku 2, Wallace 3)

Table with 9 columns: Player, Min., FG-A, FT-A, O-REB, A, PF, TP. Lists stats for Marquette players: Novak, Mason, Jackson, Chapman, Diener, Townsend, Hanley, Grimm, Kinsella, Barro, Amoroso, and Totals.

Team Pct.: FG - .458; FT - .667
3-Pt.: 6-16, .375 (Novak 3-5, Mason 0-1, Chapman 0-4, Diener 2-4, Townsend 1-2)
Blocks: 6 (Jackson 2, Townsend 2, Grimm 2)
Turnovers: 18 (Mason 1, Jackson 2, Diener 1, Townsend 1, Hanley 1, Grimm 2, Kinsella 1, Barro 2, Amoroso 4, Team 3)
Steals: 2 (Jackson 1, Townsend 1)

Officials: Sean Hull, Dwayne Gladden, Mark Schnur
Attendance: 8,203
Halftime Score: Marquette 38, ILLINOIS STATE 15





GAME 3

Redbirds Roll Over the Rebels

MILWAUKEE, Wis. – What a difference a day makes – especially when it comes to field goal shooting for the Illinois State basketball team.

It looked like ISU's shooting woes were going to continue after missing its first two shots of the game, but then the Redbirds (2-1) hit five straight field goals that initiated a 25-10 run to open the game.

Ole Miss (1-2) closed the gap to 29-21, but the Redbirds rallied with a 9-2 run and finished the half with a 38-23 lead.

Guidry finished with a game-high 24 points on 9-for-12 shooting, including 4-of-5 on treys. Gordon tossed in his first career double-double with 22 points and 10 rebounds, while Greg Dilligard chipped in 11 boards and seven points.

Ole Miss was led by Bam Doayne's 11 points and he was the only Rebel in double figures. Illinois State finished the BCA Classic with a third-place title and wins over both the Big Ten and South-eastern Conference.

ILLINOIS STATE 70, Mississippi 52

November 15, 2004 • Bradley Center

Table with 7 columns: Player, Min, FG-A, FT-A, O-REB, A, PF, TP. Lists stats for Illinois State players and totals.

Team Pct.: FG – .595; FT – .722

3-Pt.: 6-13, .538 (Alexander 2-4, Greene 1-3, Guidry 4-5, Onyeuku 0-1)

Blocks: 5 (Dilligard 3, Carlwell 2)

Turnovers: 18 (Gordon 1, Dilligard 3, Greene 6, Guidry 2, Onyeuku 3, K. Ford 1, Carlwell 1)

Steals: 7 (Gordon 1, Greene 2, Guidry 1, Onyeuku 2, K. Ford 1)

Table with 7 columns: Player, Min, FG-A, FT-A, O-REB, A, PF, TP. Lists stats for Mississippi players and totals.

Team Pct.: FG – .375; FT – .556

3-Pt.: 6-14, .429 (Abernathy 0-1, Nolen 1-2, Smith 0-1, Fox 2-5, Johnson 1-2, Patterson 0-1, Doyne 2-2)

Blocks: 2 (Fox 1, Jackson 1)

Turnovers: 14 (Rhodes 2, Abernathy 4, Glass 1, Fox 1, Johnson 1, Doyne 1, Eddie 2, Jackson 2)

Steals: 6 (Rhodes 2, Abernathy 1, Nolen 2, Parnell 1)

Officials: Zeldon Steed, William Humes, David Guthrie
Attendance: 8744
Halftime Score: Mississippi 52, ILLINOIS STATE 70

GAME 4

Second Half Run Gives 'Birds 82-47 Win

NORMAL, Ill. – A Gregg Alexander three-pointer ignited a 14-0 second half run that helped lead the Illinois State basketball team to an 82-47 victory over Truman State in the team's home opener Monday night.

The Redbirds (3-1) were led again by the stellar play of Lorenzo Gordon, who had 16 points and 5 rebounds, while Vince Greene chipped in 14 points and 5 assists.

The Redbirds jumped out to an early 8-0 lead thanks to a lay-up by Gordon and three-pointers from Trey Guidry (10 points) and Alexander (8 points).

Illinois State extended its lead to 14 at halftime, 33-19, with Gordon and Greene each chipping in 10 points apiece.

The Redbird lead extended even further in the second half. Neil Plank's three-pointer and Greg Dilligard's lay-up made the score 44-23, but Truman State answered with a 10-0 run of their own with Matt Brock and Austin Kirby each hitting a three during that stretch.

Alexander's basket started the 14-0 run for the 'Birds and they never looked back. Dilligard's dunk off his own steal ignited the Redbird Arena crowd and gave the home team a 58-33 advantage. Mike Oppland's 12 points led Truman State.

ILLINOIS STATE 82, Truman State 47

November 22, 2004 • Redbird Arena

Table with 7 columns: Player, Min, FG-A, FT-A, O-REB, A, PF, TP. Lists stats for Truman State players and totals.

Team Pct.: FG – .345; FT – .375

3-Pt.: 4-14, .286 (Sodemann 1-2, Kirby 1-4, Lindsey 0-1, G. Welker 0-1, Certa 0-1, Brock 2-5)

Blocks: 1 (Lindsey 1)

Turnovers: 16 (Oppland 4, Agbo 3, Sodemann 1, Lindsey 2, Hatcher 1, Calmes 1, Hardy 3, Ogle 1)

Steals: 4 (Agbo 1, Lindsey 1, Calmes 1, Hardy 1)

Table with 7 columns: Player, Min, FG-A, FT-A, O-REB, A, PF, TP. Lists stats for Illinois State players and totals.

Team Pct.: FG – .564; FT – .647

3-Pt.: 9-19, .474 (Alexander 2-4, Greene 2-4, Guidry 2-6, Onyeuku 0-2, Plank 1-1, D. Ford 2-2)

Blocks: 3 (Dilligard 3)

Turnovers: 12 (Gordon 2, Dilligard 1, Alexander 1, Greene 2, Guidry 1, Onyeuku 1, D. Ford 1, Carlwell 2, Team 1)

Steals: 12 (Dilligard 3, Alexander 1, Greene 2, Guidry 2, Wallace 1, Plank 1, Dyer 2)

Officials: Eddie Jackson, Tim Hutchinson, Mark Mayhood
Attendance: 4127
Halftime Score: ILLINOIS STATE 33, Truman State 19

GAME 5

'Birds Ground Skyhawks

NORMAL, Ill. – Trey Guidry matched a career high with 27 points and Lorenzo Gordon chipped in 23 as Illinois State pounded Tennessee-Martin 80-51 Saturday afternoon at Redbird Arena.

ISU enjoyed the friendly rims of Redbird Arena, as they shot 32-67 (.478) from the field, including a 12-24 showing from beyond the arc. The Redbirds also dished out over 20 assists for the second consecutive game.

Illinois State (4-1) came out strong as they rode the hot hands of Guidry and Gordon to a 17-4 lead to open the game. The duo each had seven of the Redbirds' first 17 points as they combined for 17 first half points.

The Skyhawks (1-2) would cut the deficit to five, 23-18, with just over eight minutes to go, however the 'Birds finished the first frame the way they started, closing out the half on a 9-0 run to take a 38-23 lead into the locker room.

Tenn.-Martin would get the lead down to 13 early in the second half, but a 13-3 Illinois State run capped by a Guidry three gave the 'Birds a 23-point advantage and closed the door on any thoughts of a Skyhawk comeback. The Redbirds would stretch their lead up to as many as 29 during the second half.

ILLINOIS STATE 80, Tennessee-Martin 51

November 27, 2004 • Redbird Arena

Table with 7 columns: Player, Min, FG-A, FT-A, O-REB, A, PF, TP. Lists stats for UT-Martin players and totals.

Team Pct.: FG – .288; FT – .765

3-Pt.: 4-13, .308 (Newson 1-1, Bullock 2-7, George 1-2, Ferrell 0-1, Flatt 0-2)

Blocks: 4 (Thompson 2, Lewis 2)

Turnovers: 21 (Newson 2, Thompson 3, Woodfork 1, Bullock 1, Ford 5, George 2, Lewis 2, Ferrell 1, Flatt 2, Carter 2)

Steals: 4 (Bullock 2, Lewis 2)

Table with 7 columns: Player, Min, FG-A, FT-A, O-REB, A, PF, TP. Lists stats for Illinois State players and totals.

Team Pct.: FG – .478; FT – .400

3-Pt.: 12-24, .500 (Alexander 3-4, Greene 1-2, Guidry 6-12, Onyeuku 0-1, Plank 1-3, D. Ford 1-2)

Blocks: 3 (Dilligard 1, Carlwell 2)

Turnovers: 12 (Alexander 2, Greene 2, Guidry 2, K. Ford 1, Plank, D. Ford 2, Dyer 1, Carlwell 1)

Steals: 12 (Gordon 2, Alexander 1, Greene 1, Guidry 2, Onyeuku 1, Plank 1, D. Ford 2, Dyer 2)

Officials: Jerry Seibert, Scott Fruehling, Kerry Campbell
Attendance: 4051
Halftime Score: ILLINOIS STATE 38, Tennessee-Martin 23





GAME 9

Four Double Digit Scorers Lead ISU Over Marshall

NORMAL, Ill. - Neil Plank tied a career high with 21 points, Greg Dilligard set a new career high with 14 points and Gregg Alexander had 10 points and 10 assists, as a total team effort propelled Illinois State to a 79-67 win over Marshall in front of 6,689 fans Saturday night at Redbird Arena.

With the win, Illinois State (7-2) concludes a six-game homestand, in which they won five of their six contests. The loss drops the Thundering Herd of Marshall to 1-5 on the year.

The Redbirds did not get out of the gate well, falling behind 10-0 after the first two and a half minutes of play. After Illinois State cut the deficit to eight at 16-8, Plank and Dilligard would then go on a 9-0 run, giving ISU its first lead of the game at 17-16 at the 10:39 mark. The duo continued to shine in the first half as Plank had 18 and Dilligard had 12 at the break. It only took Dilligard 11 minutes to best his previous career high of 10 points and the Redbirds led 41-36 at the break.

In the second half, Lorenzo Gordon scored eight of the first 11 ISU points after only playing four minutes in the first half. As Marshall got within seven at 59-52, the Birds went on a 10-0 run, punctuated by a thunderous Dilligard dunk at the 6:28 mark, giving ISU their biggest lead of the game at 69-52. After the scoring spurt, Illinois State never let the lead dip below 12, finishing with the 79-67 win.

The Redbirds dominated the game in the paint, as they outscored Marshall 40-20 inside. In addition, after opening the game missing its first five shots, ISU ended the game shooting 54 percent from the field.

Tre Whitted and David Anderson paced Marshall with 13 points each.

ILLINOIS STATE 79, Marshall 67

December 11, 2004 • Redbird Arena

Table with columns: Player, Min., FG-A, FT-A, O-REB, A, PF, TP. Lists stats for Marshall players and totals.

Team Pct.: FG - .468; FT - .737

3-Pt.: 9-23, .391 (Patton 1-1, Hamilton 0-2, Miles 3-5, Whitted 2-6, Lamb 0-2, Bunch 0-1, Dawn 2-4, Wohlleb 1-2)

Blocks: 4 (Anderson 1, Hamilton 1, Whitted 1, Carter 1)

Turnovers: 20 (Anderson 1, Patton 1, Hamilton 5, Miles 6, Whitted 3, Bunch 1, Dawn 2, Carter 1)

Steals: 3 (Anderson 1, Patton 1, Lamb 1)

Table with columns: Player, Min., FG-A, FT-A, O-REB, A, PF, TP. Lists stats for Illinois State players and totals.

Team Pct.: FG - .538; FT - .615

3-Pt.: 7-18, .389 (Alexander 2-4, Greene 1-3, Guidry 1-6, Plank 3-5)

Blocks: 4 (Dilligard 1, Guidry 1, Plank 1, Carlwell 1)

Turnovers: 11 (Gordon 3, Dilligard 2, Guidry 2, K. Ford 1, D. Ford 1, Carlwell 2)

Steals: 10 (Gordon 1, Dilligard 2, Alexander 1, Guidry 5, K. Ford 1)

Officials: Sid Rodeheffer, Keith Herring, Dave Cronin

Attendance: 6,689

Halftime Score: ILLINOIS STATE 79, Marshall 67

GAME 10

Birds, Dilligard Stuffs Loyola, 73-67

CHICAGO - Sophomore Greg Dilligard posted his first career double-double and swatted a career best seven blocked shots to lead Illinois State to a 73-67 non-conference victory over Loyola at the Joseph J. Gentile Center Saturday afternoon.

With the victory the Redbirds improved to 8-2 on the season, while the Ramblers fell to 2-7 on the year.

Illinois State overcame an 11-point first half deficit, after trailing 18-7 with 14:31 left in the initial stanza. The Redbirds used a 13-4 first half run, including five points by Nedu Onyeuku, to close within two points at 22-20. ISU took its first lead of the game 29-28 at the 3:59 mark on Lorenzo Gordon's second of two free throws. A Neil Plank three-pointer pushed the Redbird lead to five as ISU took a 40-35 advantage at the break.

The Birds jumped out to a nine-point lead to open the second half on back-to-back baskets by Gordon and Dana Ford. Loyola responded with a 20-7 run and wrestled away the lead to take control 55-51 with 10:29 left in the game. After four ties in the next seven minutes, back-to-back baskets by Plank and Trey Guidry gave ISU a 67-63 lead and the Redbirds hit 6-of-8 free throws to seal the win.

Gordon led the Redbirds with 19 points, while Dilligard chipped in 12 points to go along with his 11 rebounds and seven blocked shots. Plank and Onyeuku came off the bench to score 16 and 10 respectively.

Dave Telander led Loyola with 19 points, Blake Schlib tossed in 16 and Pierre Parker finished with 12.

ILLINOIS STATE 73, Loyola-Chicago 67

December 18, 2004 • Joesph J. Gentile Center

Table with columns: Player, Min., FG-A, FT-A, O-REB, A, PF, TP. Lists stats for Illinois State and Loyola-Chicago players and totals.

Team Pct.: FG - .462; FT - .800

3-Pt.: 5-19, .263 (Greene 0-3, Guidry 1-6, D. Ford 0-3, Onyeuku 2-3, Plank 2-4)

Blocks: 9 (Dilligard 7, D. Ford 1, Onyeuku 1)

Turnovers: 14 (Gordon 2, Dilligard 1, Greene 3, Guidry 1, D. Ford 3, Onyeuku 2, K. Ford 1, Plank 1)

Steals: 6 (Dilligard 3, Greene 2, Onyeuku 1)

Table with columns: Player, Min., FG-A, FT-A, O-REB, A, PF, TP. Lists stats for Loyola-Chicago players and totals.

Team Pct.: FG - .429; FT - .857

3-Pt.: 7-21, .333 (Schlib 1-3, Parker 0-4, Telander 4-8, Kou 1-4, Levin 1-2)

Blocks: 3 (Smith 1, Blair 1)

Turnovers: 11 (Schlib 1, Smith 4, Blair 2, Kou 1, Levin 2, Team 1)

Steals: 7 (Schlib 1, Blair 1, Parker 1, Telander 3, Levin 1)

Officials: Ron Berkholtz, Dave Draucker, Paul Kastor

Attendance: 3,871

Halftime Score: ILLINOIS STATE 40, Loyola-Chicago 35

GAME 11

Redbird Comeback Falls Short at SIU

CARBONDALE, Ill. - Junior Lorenzo Gordon's ninth straight double-digit game wasn't enough for Illinois State as the physical guard play of Southern Illinois forced 20 Redbird turnovers en route to a 61-49 Missouri Valley Conference victory at SIU Arena Thursday night.

The Redbirds (8-3, 0-1) trailed by as much as 13 points in the second half, but closed within six points twice with less than six minutes in the game. Gordon hit a jumper at the 5:24 mark to close within 51-45, but a pair of free throws by Darren Brooks and a jumper by Jamaal Tatum pushed the lead back to 10 points at 55-45. Gordon scored four straight ISU points to make the score 55-49, but SIU (9-2, 1-0) closed out the game with six straight points to close the game.

For the third time in the last three games the Redbirds fell behind by double digits in the first half. With the game knotted at 6-6, SIU went on a 11-0 run, including five points by Tony Young, to take a 17-6 lead with 12:34 left in the initial stanza. The Redbirds were able to get within five points at 27-22, but the Salukis closed out the half with a 6-1 spurt to take a 33-23 lead at the intermission.

In addition to the turnovers, Illinois State shot 4-for-17 (.235) from the free throw line but was still able to make it close in the second half by holding SIU to 39.3 percent shooting in the second stanza. Gordon finished with 13 points, while Trey Guidry and Nedu Onyeuku each finished with 10 points apiece.

Brooks led the Salukis with a game high 16 points and Young chipped in 12 off the bench.

Southern Illinois 61, ILLINOIS STATE 49

December 23, 2004 • SIU Arena

Table with columns: Player, Min., FG-A, FT-A, O-REB, A, PF, TP. Lists stats for Illinois State and Southern Illinois players and totals.

Team Pct.: FG - .465; FT - .235

3-Pt.: (5-12, .417 (Greene 1-1, Guidry 2-6, Onyeuku 2-3, K. Ford 0-1, Plank 0-1)

Blocks: 1 (Dilligard 1)

Turnovers: 20 (Gordon 2, Dilligard 2, Greene 7, Guidry 2, D. Ford 1, Onyeuku 2, K. Ford 3, Team 1)

Steals: 6 (Gordon 1, Dilligard 2, Greene 1, Guidry 2)

Table with columns: Player, Min., FG-A, FT-A, O-REB, A, PF, TP. Lists stats for Southern Illinois players and totals.

Team Pct.: FG - .446; FT - .778

3-Pt.: 4-18, .222 (Brooks 0-2, Tatum 1-8, Hairston 0-3, Falker 1-2, Young 2-3)

Blocks: 3 (Smith 1, Blair 1, Kou 1)

Turnovers: 12 (Owen 2, Brooks 2, Tatum 2, Hairston 2, Shaw 1, Team 3)

Steals: 14 (Owen 4, Brooks 2, Tatum 3, Young 5)

Officials: J.D. Collins, Eddie Jackson, Steven Skiles

Attendance: 5,729

Halftime Score: Southern Illinois 33, ILLINOIS STATE 23





GAME 15

Redbirds Fall Short at Evansville 69-61

EVANSVILLE, Ind. – Illinois State's Lorenzo Gordon tossed in his seventh 20-point game of the season with 24 tallies and grabbed a career-best 14 rebounds, but it wasn't enough to hand Evansville its first home loss of the season as the Redbirds fell 69-61, in Missouri Valley Conference action Sunday afternoon at Roberts Stadium.

With the game knotted at 49-49 and 7:15 on the clock, the Purple Aces went on a 14-5 run to take a commanding 63-54 lead with 1:42 left in the game. The Aces closed out the game with a 6-for-9 effort from the foul line to seal the win. The Redbirds and Aces battled head-to-head throughout the first 13 minutes of the second half with eight lead changes and four ties.

Evansville opened the game with a 4-0 lead, converting its first two field goals, but the Redbirds took the lead at 7-6 at the 16:29 mark on a short jumper by Vince Greene. The 'Birds took their largest lead of the half at the 13:31 mark when Lorenzo Gordon converted a pair of free throws to give ISU an 11-8 advantage. Evansville responded with a 15-7 run and took its largest lead at 23-18 with 5:13 left in the half.

ISU claimed the lead again at the 3:40 mark when Trey Guidry's second three-point basket of the game and 12th point of the half capped off an 8-2 spurt. But Guidry's basket ended up being the final points of the half for the 'Birds, who had four missed shots and three turnovers in the final three and half minutes, as Evansville took a 30-26 lead into intermission.

Gordon's 24 points was a game high, while Guidry tossed in 19 to round out the double-digit scorers. Andre Burton led the Aces with 17 points, Matt Webster and Bradley Strickland each tossed in 14 and Lucious Wagner chipped in 13.

Evansville 69, ILLINOIS STATE 61

January 9, 2005 • Roberts Stadium

Table with 10 columns: Player, Min, FG-A, FT-A, O-REB, A, PF, TP. Lists stats for Illinois State players: Gordon, Dilligard, Alexander, Greene, Guidry, Onyeuku, K. Ford, Plank, D. Ford, and Totals.

Team Pct.: FG – .368; FT – .571

3-Pt.: 3-16, .368 (Alexander 0-3, Greene 0-2, Guidry 3-8, Plank 0-3)

Blocks: 2 (Dilligard 2)

Turnovers: 15 (Gordon 2, Dilligard 1, Greene 1, Guidry 5, Onyeuku 1, Plank 3, D. Ford 2)

Steals: 8 (Gordon 1, Dilligard 2, Alexander 1, Greene 2, Onyeuku 1, K. Ford 1)

Table with 10 columns: Player, Min, FG-A, FT-A, O-REB, A, PF, TP. Lists stats for Evansville players: Burton, Webster, Strickland, Anslinger, Wagner, Ottens, Calvez, Gore, Phifer, Petty, and Totals.

Team Pct.: FG – .407; FT – .762

3-Pt.: 5-18, .278 (Burton 0-1, Webster 1-4, Anslinger 1-6, Wagner 1-3, Ottens 2-3, Calvez 0-1)

Blocks: 8 (Webster 1, Strickland 5, Wagner 1, Petty 1)

Turnovers: 13 (Burton 3, Webster 2, Strickland 1, Anslinger 1, Wagner 2, Calvez 2, Gore 1, Petty 1)

Steals: 2 (Strickland 2)

Officials: David Hall, Sid Rodenheffer, Don Daily

Attendance: 6,416

Halftime Score: Evansville 30, ILLINOIS STATE 26

GAME 16

Gordon's 21 Points Leads 'Birds Over Drake

NORMAL, Ill. – Lorenzo Gordon and Gregg Alexander were two of five Redbirds in double figures Saturday, leading Illinois State to a 74-61 victory over Drake Saturday at Redbird Arena.

The Redbirds moved to 11-5 on the season, 3-3 in the Missouri Valley Conference, while Drake fell to 6-8, 2-4 in the Valley.

The game started out sluggish for both teams, as each went through a three-minute stretch in the first half where neither made a shot. Alexander broke the drought with a three-pointer that cut the Drake lead to 14-12.

Alexander was the difference in the first half as the senior finished 5-8 on threes for 15 points, giving the Redbirds a 35-31 lead at intermission.

Illinois State extended its lead in the second half, thanks to hot shooting by Vince Greene and aggressive play inside by Gordon. Greene knocked down two straight threes, while Gordon scored four straight on two free throws and a fast-break lay-up to put the Redbirds up 47-35.

Greg Dilligard ignited the home crowd with a thunderous dunk along the baseline with 5:20 left, giving the Redbirds their biggest lead of the night, 68-49.

Gordon's 14 second half points led the 'Birds and gave the team the offensive surge to pull ahead after halftime.

Illinois State had five players in double figures with Gordon (21), Alexander (15), Trey Guidry (10), Greene (12) and Neil Plank (12) all chipping in for the Redbirds.

ILLINOIS STATE 74, Drake 61

January 15, 2005 • Redbird Arena

Table with 10 columns: Player, Min, FG-A, FT-A, O-REB, A, PF, TP. Lists stats for Drake players: Korver, Eggers, Keita, Tracy, Brooks, Randolph, Bryant, Heemskerck, Houston, Grant, Diezi, Emmenecker, Bancroft, Powell, Egli, and Totals.

Team Pct.: FG – .387; FT – .615

3-Pt.: 5-19, .263 (Korver 1-5, Eggers 1-3, Randolph 0-3, Bryant 3-7, Heemskerck 0-1)

Blocks: 4 (Keita 1, Tracy 1, Heemskerck 1, Bancroft 1)

Turnovers: 18 (Korver 2, Eggers 3, Tracy 3, Brooks 4, Randolph 2, Bryant 1, Emmenecker 1, Bancroft 2)

Steals: 13 (Eggers 3, Brooks 3, Randolph 3, Bryant 1, Heemskerck 1, Powell 2)

Table with 10 columns: Player, Min, FG-A, FT-A, O-REB, A, PF, TP. Lists stats for Illinois State players: Gordon, Dilligard, Alexander, Greene, Guidry, Plank, D. Ford, Carlwell, and Totals.

Team Pct.: FG – .446; FT – .696

3-Pt.: 8-23, .348 (Alexander 5-11, Greene 2-6, Guidry 1-5, D. Ford 0-1)

Blocks: 6 (Gordon 1, Alexander 1, D. Ford 1, Carlwell 3)

Turnovers: 17 (Gordon 1, Dilligard 3, Alexander 2, Greene 1, Guidry 4, Plank 1, D. Ford 3, Carlwell 1, Team 1)

Steals: 6 (Gordon 2, Dilligard 1, Alexander 1, Greene 1, Guidry 1)

Officials: Brad Gaston, Kipp Kissinger, Mark Mayhood

Attendance: 5,636

Halftime Score: ILLINOIS STATE 35, Drake 31

GAME 17

Greene Seals Road Win Over Indiana State

TERRE HAUTE, Ind. – Road victories have been a rarity, but Illinois State landed its second of the season as Lorenzo Gordon matched his career high with 26 points, including 16 in the first half, and Vince Greene posted a double-double and buried 8-of-8 free throw attempts from the foul line in the last 30 seconds to secure a 73-69 Missouri Valley Conference victory over Indiana State at the Hulman Center Wednesday night.

The Redbirds (12-5 overall, 4-3 in the Valley) opened the second half with a 6-0 run to take a 43-38 lead, one they would never relinquish. Indiana State (7-11, 2-5) closed the gap to two points six times in the half and one point twice, but Greene's free throws along the way kept the Sycamores at bay.

Illinois State opened the game with a 10-2 run, including three-pointers by Greene and Gregg Alexander. The 'Birds pushed the lead to nine points three times, but Indiana State used a 12-3 run to tie the game at 26-26. The two teams traded leads six times in the final five minutes of the first frame before the Sycamores took a 38-37 lead into the intermission.

The 'Birds shot 55.8 percent from the field led by Gordon's 11-of-13 from the floor. Gordon also added seven rebounds, while Greene finished with a season high 16 points and 10 assists, the second double-double in his career.

Eric Gray led the way for Indiana State with 24 points off the bench. Amani Daanish tossed in 13 points, while Jerod Adler and David Moss chipped in 12 and 10 points, respectively.

ILLINOIS STATE 73, Indiana State 69

January 19, 2005 • Hulman Center

Table with 10 columns: Player, Min, FG-A, FT-A, O-REB, A, PF, TP. Lists stats for Illinois State players: Gordon, Dilligard, Alexander, Greene, Guidry, Onyeuku, Plank, D. Ford, Carlwell, and Totals.

Team Pct.: FG – .558; FT – .826

3-Pt.: 6-17, .353 (Alexander 3-7, Greene 1-2, Guidry 1-5, Onyeuku 0-1, Plank 1-2)

Blocks: 1 (Dilligard 1)

Turnovers: 13 (Gordon 2, Alexander 1, Greene 3, Guidry 1, Dilligard 3, Plank 2, D. Ford 1)

Steals: 5 (Gordon 1, Alexander 1, Greene 2, Dilligard 1)

Table with 10 columns: Player, Min, FG-A, FT-A, O-REB, A, PF, TP. Lists stats for Indiana State players: Daanish, Moss, Adler, Moore, Schnitker, Ray, Gray, Yelovich, and Totals.

Team Pct.: FG – .464; FT – .667

3-Pt.: 11-20, .550 (Schnitker 2-7, Moss 1-2, Adler 2-3, Gray 6-8)

Blocks: 1 (Moss 1)

Turnovers: 11 (Moore 2, Daanish 5, Moss 1, Adler 2, Gray 1)

Steals: 3 (Daanish 1, Schnitker 1, Adler 1)

Officials: Randy McCall, Brad Gaston, Frank Spencer

Attendance: 3,334

Halftime Score: Indiana State 38, ILLINOIS STATE 37





GAME 21

Plank Tip-in Steals a Redbird Victory

WICHITA, Kan. – Illinois State's Neil Plank tipped in a missed jumper by Vince Greene with three seconds left in the game to give the Redbirds a 59-58 Missouri Valley Conference victory over Drake at the Knapp Center Tuesday night.

The road win was the third for the 'Birds in the last four tries and lifted their record to 15-6 overall and 7-4 in the Valley. Drake fell to 7-12 and 3-8, respectively.

Lorenzo Gordon, who was held scoreless in the first half, scored all 14 of Illinois State's first second-half points. Gordon finished with a game-high 19 tallies, all in the second frame. The Redbirds trailed by as much as eight points in the second half, including a 58-51 deficit with 1:48 left on the clock. A pair of Vince Greene threes following Drake turnovers closed the gap to 58-57, setting the stage for Plank's heroics.

Drake's David Bancroft missed the front end of a 1-and-1 from the foul line giving the Redbirds possession with 29 seconds remaining. After a Drake deflection forced the ball out of bounds with 14 seconds left, Greene penetrated the lane, drawing three defenders, but his shot fell short. Plank was in position for the carom and bounced it off the glass for ISU's first lead since the 15:03 mark in the first half

Both offenses started cold with the Redbirds taking a 6-2 lead five minutes into the game. The Bulldogs responded with an 8-0 run, including four points by Aloiu Keita to take a 10-6 edge. Plank's three-point play at the 4:47 mark knotted the game at 20-20. Plank and Drake's Clayton Korver traded treys to tie the game again at 23-23.

Greene finished with 14 points, while Gordon added nine boards to his 19 points. Drake had three players in double digits led by Korver with 14 points.

ILLINOIS STATE 59, Drake 58
February 1, 2005 • Knapp Center

Table with 7 columns: Player, Min, FG-A, FT-A, O-REB, A, PF, TP. Rows include Gordon, Dilligard, Alexander, Greene, Guidry, Onyeuku, Plank, Carlwell, and Totals.

Team Pct.: FG - .451; FT - .714
3-Pt.: 8-22, .364 (Alexander 1-4, Greene 4-6, Guidry 2-8, Onyeuku 0-1, Plank 1-3)
Blocks: 3 (Gordon 1, Carlwell 2)
Turnovers: 14 (Gordon 2, Dilligard 1, Alexander 4, Greene 1, Guidry 3, Onyeuku 1, Plank 2)
Steals: 6 (Dilligard 2, Alexander 1, Greene 2, Guidry 1)

Table with 7 columns: Player, Min, FG-A, FT-A, O-REB, A, PF, TP. Rows include Drake players Korver, Eggers, Keita, Randolph, Brooks, Bryant, Tracy, Houston, Bancroft, and Totals.

Team Pct.: FG - .444; FT - .375
3-Pt.: 7-19, .368 (Korver 4-6, Eggers 0-2, Randolph 0-1, Bryant 3-10)
Blocks: 4 (Keita 3, Bancroft 1)
Turnovers: 15 (Korver 2, Eggers 1, Keita 2, Randolph 5, Brooks 2, Tracy 1, Bancroft 2)
Steals: 10 (Eggers 4, Keita 4, Randolph 1, Brooks 1)

Officials: John Higgins, Verne Harris, Gerry Pollard
Attendance: 5,311
Halftime Score: Drake 29, ILLINOIS STATE 26

GAME 22

Greene's Free Throws Ignite 'Birds Over Bradley

NORMAL, Ill. – Vince Greene finished 6-of-6 from the free throw line in the final 1:09 against Bradley on Saturday as the Redbirds recorded a 69-62 victory over the Braves in front of 10,200 at Redbird Arena.

The Redbirds took the first lead of the game on a Gregg Alexander three-pointer, but Bradley's inside game dominated the 'Birds early on. The Braves scored 22 of their 30 first half points inside the paint, with Patrick O'Bryant (6 points) giving his team the early momentum with the first two baskets.

Bradley's lead rose to 17-5 with 10:07 left on the strength of a 9-0 run. Trey Guidry (24 points) stopped the bleeding with a three-pointer, stopping the Redbird scoring drought.

A Guidry three-pointer at the top of the key gave the Redbirds their first lead since early in the game, 32-30. The Redbird lead moved to five at 46-41, thanks to a 12-5 rebounding advantage in the first nine minutes of the second half.

Bradley came back to tie the score at 48-48 thanks to a three by Daniel Ruffin and a hook shot by O'Bryant. Two Alexander (7 points) free throws and a lay-up by Guidry after a Greg Dilligard steal gave the Redbirds back the lead, 52-48. Then, a technical foul by Bradley's Tony Bennett resulted in two free throws by Greene.

Greene's (20 points) jumper put the Redbirds up 56-48, but the Braves were ignited by the play of Marcellus Sommerville, who sparked a 9-2 run thanks to a rebound basket and three-pointer, cutting the Illinois State lead to 58-57.

A lay-up by Gordon (6 points), followed by a missed jumper by Sommerville (23 points), gave the Redbirds the lead and the momentum, which they would never relinquish. Sommerville also missed 2-of-3 free throws after Guidry fouled him behind the three-point line.

ILLINOIS STATE 69, Bradley 62
February 5, 2005 • Redbird Arena

Table with 7 columns: Player, Min, FG-A, FT-A, O-REB, A, PF, TP. Rows include Bradley players Sommerville, O'Bryant, Bennett, Crouch, Ruffin, Rembert, Tauai, Wright, Adams, Heemskerker, and Totals.

Team Pct.: FG - .433; FT - .538
3-Pt.: 3-17, .176 (Somerville 1-3, Bennett 0-3, Crouch 0-2, Ruffin 2-7, Tauai 0-1, Adams 0-1)
Blocks: 3 (Sommerville 1, O'Bryant 1, Heemskerker 1)
Turnovers: 13 (O'Bryant 1, Bennett 1, Crouch 2, Ruffin 2, Rembert 1, Wright 5, Heemskerker 1)
Steals: 6 (O'Bryant 2, Bennett 1, Crouch 1, Ruffin 1, Tauai 1)

Table with 7 columns: Player, Min, FG-A, FT-A, O-REB, A, PF, TP. Rows include Illinois State players Gordon, Dilligard, Alexander, Greene, Guidry, Onyeuku, Plank, D. Ford, Carlwell, and Totals.

Team Pct.: FG - .423; FT - .760
3-Pt.: 6-20, .300 (Alexander 1-6, Greene 2-4, Guidry 3-6, Onyeuku 0-1, Plank 0-2, D. Ford 0-1)
Blocks: 2 (Dilligard 1, Carlwell 1)
Turnovers: 13 (Gordon 2, Alexander 2, Greene 4, Guidry 1, Onyeuku 2, Plank 1, D. Ford 1)
Steals: 5 (Gordon 1, Dilligard 1, Alexander 1, Plank 2)

Officials: Bob Staffen, Tim Hutchinson, Paul Kaster
Attendance: 10,200
Halftime Score: Bradley 30, ILLINOIS STATE 27

GAME 23

'Birds Fall to League-Leading Shockers, 76-62

NORMAL, Ill. – Despite a fighting effort the Illinois State men's basketball team fell to Wichita State 76-62 in a Thursday evening Missouri Valley Conference contest at Redbird Arena.

Lorenzo Gordon led all scorers with 20 points, one of only two Redbirds to finish in doubles figures as Vince Greene contributed 11.

Both teams had a hard time scoring in the first 10 minutes of the game, as defensive stops were rampant on both ends of the court. Wichita State (18-3, 11-2) drained the first basket of the game, before a Greg Dilligard slam dunk on an assist by Trey Guidry put the 'Birds on the board and tied the game for the only time in the first half, 2-2.

The Shockers then took control, leading by as many as 10 at the 10:55 mark of the first after a Rob Kampman three-pointer gave Wichita State an 18-8 edge. Gordon sparked a Redbird rally with a three-point play, which was followed by a Shocker turnover, and then a six-foot jumper off the glass by Guidry to pull Illinois State (16-7, 8-5) to 20-16 with 2:54 remaining.

Wichita State went on a five-point run in 2:00 to make the score 25-17, before the 'Birds shut them down defensively. Field goals by Dilligard (8 points) and Greene, followed by a Gregg Alexander (nine points) three-pointer brought the 'Birds within one point with 1:55 remaining in the first half. A missed shot by Jamar Howard (14 points) gave Illinois State the ball with 52 seconds on the clock, which led to a Lorenzo Gordon jumper, giving the 'Birds a 26-25 lead they would carry into halftime.

Paul Miller ended the Wichita State scoring drought from the first half at 4:22 with a jumper at the 19:32 mark of the second half to make the score 28-27. The Shockers proceeded to take the reins of the game, mounting a 14-0 run to dominate the second half and seal the win.

Wichita State 76, ILLINOIS STATE 62
February 10, 2005 • Redbird Arena

Table with 7 columns: Player, Min, FG-A, FT-A, O-REB, A, PF, TP. Rows include Wichita State players Howard, Kampman, Miller, Burns, Liberty, Cousnard, Ogirri, Braeuer, Wilson, and Totals.

Team Pct.: FG - .520; FT - .737
3-Pt.: 10-20, .500 (Howard 0-1, Kampman 2-3, Miller 0-1, Burns 3-5, Ogirri 3-7, Adams 2-3)
Blocks: 2 (Howard 1, Wilson 1)
Turnovers: 14 (Howard 4, Miller 1, Liberty 1, Ogirri 2, Braeuer 1, Wilson 4, Team 1)
Steals: 4 (Howard 1, Burns 1, Cousnard 1, Wilson 1)

Table with 7 columns: Player, Min, FG-A, FT-A, O-REB, A, PF, TP. Rows include Illinois State players Gordon, Dilligard, Alexander, Greene, Guidry, K. Ford, Plank, D. Ford, Carlwell, and Totals.

Team Pct.: FG - .480; FT - .688
3-Pt.: 3-14, .214 (Alexander 3-5, Greene 0-4, Guidry 0-4, Plank 0-1)
Blocks: 0
Turnovers: 11 (Gordon 4, Greene 1, Guidry 2, Plank 1, Carlwell 2, Team 1)
Steals: 7 (Dilligard 1, Alexander 1, Greene 1, Guidry 1, Plank 3)

Officials: Bob Staffen, Randy Heimerman, Greg Rennegarbe
Attendance: 7,115
Halftime Score: ILLINOIS STATE 26, Wichita State 25







GAME 27

Redbirds Falls to Braves in 100th Game of Series

PEORIA, Ill. – In the 100th game of the Illinois State-Bradley series, the Redbirds scored the first bucket of the game, but it was all Bradley after that as the 'Birds fell to the Braves, 77-61, in front of 10,406 fans at Carver Arena in Peoria, Ill.

The Redbirds (17-10, 8-8) hung with Bradley (13-12, 6-10) until the 8:50 mark in the first half. The Braves then went on a 20-5 run that lasted until just before halftime, heading into the locker room with a 38-21 advantage at intermission.

It didn't help that Illinois State's shots weren't falling either. In the first half, the 'Birds shot just 31 percent from the field, including a two-for-ten effort from beyond the arc. ISU shot just 38 percent from the field for the game.

The Redbirds started the second half on an 8-2 run, cutting the Bradley lead to 11, but that was the closest as it would get. At one point in the second half, the Braves' lead ballooned to 21 points.

O'Bryant led all scorers with 20 points and finished with nine caroms. Tony Bennett had 19 points, six rebounds and six steals, while Marcellus Sommerville finished with 11 points and six rebounds.

One of the few bright spots in the game for Illinois State was when seniors Gregg Alexander and Vince Greene joined Illinois State's 1,000-point club. Alexander joined the elite on a three pointer with 4:59 left in the first half; while Greene scored seven points in the first five minutes of the second period to earn the 1,000th point of his career.

Greene led the Redbirds with 17 points, while Guidry contributed 14. Lorenzo Gordon just missed recording a double-double with ten points and nine rebounds.

Bradley 77, ILLINOIS STATE 61

February 23, 2005 • Carver Arena

Table with 8 columns: Player, Min., FG-A, FT-A, O-REB, A, PF, TP. Rows include Gordon, Dilligard, Alexander, Greene, Guidry, Onyeuku, K. Ford, Plank, D. Ford, Carlwell, and Totals.

Team Pct.: FG - .379; FT - .600

3-Pt.: 8-27, .296 (Alexander 2-8, Greene 3-6, Guidry 3-10, Onyeuku 0-1, K. Ford 0-1, Plank 0-1)

Blocks: 3 (Dilligard 1, Onyeuku 1, Carlwell 1)

Turnovers: 13 (Gordon 2, Alexander 1, Greene 3, Guidry 3, Onyeuku 2, K. Ford 1, Carlwell 1)

Steals: 2 (Alexander 1, Greene 1)

Table with 8 columns: Player, Min., FG-A, FT-A, O-REB, A, PF, TP. Rows include Bradley, Sommerville, O'Bryant, Bennett, Crouch, Ruffin, Heirman, Rembert, Tauai, Jones, Wright, and Totals.

Team Pct.: FG - .528; FT - .727

3-Pt.: 5-10, .500 (Sommerville 1-1, Bennett 1-1, Crouch 1-5, Ruffin 1-1, Tauai 0-1, Wright 1-1)

Blocks: 6 (O'Bryant 3, Bennett 1, Ruffin 1, Wright 1)

Turnovers: 9 (Sommerville 1, O'Bryant 2, Bennett 2, Ruffin 2, Rembert 2)

Steals: 9 (O'Bryant 1, Bennett 6, Crouch 1, Ruffin 1)

Officials: Verne Harris, Steven Skiles, John Higgins
Attendance: 10,406

Halftime Score: Bradley, 38, ILLINOIS STATE 21

GAME 28

Bears Fire Past ISU Down the Stretch

SPRINGFIELD, Mo. – Junior Lorenzo Gordon's jumper brought the Illinois State men's basketball to within two points at 68-66, with 2:16 left on the clock, but that was the last time the Redbirds would score as they dropped a 77-66 decision to SMS at the Hammons Student Center, Saturday night.

With ISU's loss and Northern Iowa's win over Bradley 81-72, in Cedar Falls, Iowa, the Redbirds secured the No. 6 seed for the 2005 State Farm Missouri Valley Conference Tournament. The 'Birds fell to 17-11 overall and 8-9 in the league, while the Bears improved to 15-11 and 9-8, respectively.

After a tied first half of play, both teams came out firing in the second stanza. SMS shot 75 percent (15-for-20) in the second period, while ISU fired a 65.2 percent clip (15-of-23) from the field. With the game tied 51-51 and 8:44 on the clock, SMS used a 9-3 run to get some space. The 'Birds got back to within two points at 68-66, but failed to score in the game's final two minutes.

SMS jumped out to a 4-0 lead, but the Redbirds scored 11 straight points while the Bears were held scoreless for 7:37 on the clock. Trey Guidry, who was scratched from the starting line-up, scored five of the Redbirds' 11-point run to take an 11-4 lead with 11:59 left in the half.

The Bears responded with a 15-5 run of their own to take a 19-15 lead with 5:09 on the clock, but ISU scored the next four points to force a 19-19 tie. SMS took one final lead of the first half, but Neil Plank's tip-in of a Levi Dyer missed three-pointer tied the game at 25-25 heading into the break.

Vince Greene and Guidry led the Redbirds with 16 points apiece and Gordon added 11. SMS had five players in double figures led by Nathan Bilyeu with 15.

SMS 77, ILLINOIS STATE 66

February 26, 2005 • Hammons Student Center

Table with 8 columns: Player, Min., FG-A, FT-A, O-REB, A, PF, TP. Rows include Gordon, Dilligard, Alexander, Greene, D. Ford, K. Ford, Guidry, Plank, Dyer, Carlwell, and Totals.

Team Pct.: FG - .500; FT - .706

3-Pt.: 6-20, .300 (Alexander 1-5, Greene 3-6, D. Ford 0-1, Guidry 2-6, Dyer 0-2)

Blocks: 0

Turnovers: 22 (Gordon 2, Alexander 2, Dilligard 3, Greene 5, D. Ford 1, Guidry 7, Dyer 1)

Steals: 8 (Gordon 3, Greene 2, D. Ford 1, Guidry 2)

Table with 8 columns: Player, Min., FG-A, FT-A, O-REB, A, PF, TP. Rows include Bilyeu, Chaney, Maclin, Fisher, Shavies, Richards, Ahearn, Thompson, Mitchell, Easley, Fraizer, and Totals.

Team Pct.: FG - .535; FT - .784

3-Pt.: 2-7, .286 (Chaney 1-2, Shavies 0-1, Ahearn 1-3, Fraizer 0-1)

Blocks: 4 (Maclin 1, Richards 1, Mitchell 2)

Turnovers: 16 (Chaney 2, Maclin 6, Shavies 2, Ahearn 1, Thompson 1, Mitchell 1, Easley 3)

Steals: 11 (Bilyeu 2, Maclin 1, Shavies 1, Thompson 1, Mitchell 6)

Officials: Ron Berkholtz, Brad Gaston, Dave Draucker
Attendance: 7,036

Halftime Score: ILLINOIS STATE 25, SMS 25