



# Redbird Basketball

## GAME NOTES

Contact: Todd Kober, Assistant Athletics Director/Media Relations • 309/438-3805 • Fax: 309/438-5634 • Cell: 309/310-7112 • gtkober@ilstu.edu

### ILLINOIS STATE SCHEDULE

Date	Opponent (TV)	Time/Result
11/3	MISSOURI-ST. LOUIS (EX)	W, 84-55
11/14	vs. Penn State <sup>A</sup>	W, 82-73
11/15	@ Marquette <sup>A</sup>	L, 60-32
11/16	vs. Mississippi <sup>A</sup>	W, 70-52
11/22	TRUMAN STATE	W, 82-47
11/27	TENNESSEE-MARTIN	W, 80-51
11/30	ILLINOIS-CHICAGO	L, 60-56
12/4	ST. JOHN'S	W, 77-69
12/7	ALCORN STATE	W, 75-62
12/11	MARSHALL	W, 79-67
12/18	@ Loyola-Chicago	W, 73-67
12/23	@ Southern Illinois*	L, 61-49
12/30	SMS*	W, 62-61

1/3 @ Northern Iowa\* (Valley-TV) 7:05 p.m.

**'Bird Bit:** Illinois State was the only league team to defeat Northern Iowa in the UNI-Dome last season.

1/6	INDIANA STATE*	7:05 p.m.
1/9	@ Evansville*	2:05 p.m.
1/15	DRAKE*	4:05 p.m.
1/19	@ Indiana State* (WMBD)	6:05 p.m.
1/22	@ Creighton* (WMBD)	7:05 p.m.
1/25	EVANSVILLE*	7:05 p.m.
1/29	@ Wichita State* (Valley-TV)	6:05 p.m.
2/1	@ Drake*	7:05 p.m.
2/5	BRADLEY* (WMBD)	4:05 p.m.
2/10	WICHITA STATE*	7:05 p.m.
2/12	NORTHERN IOWA* (WMBD)	4:05 p.m.
2/16	SOUTHERN ILLINOIS*	7:05 p.m.
2/19	@ ESPN Bracket Buster III (ESPN)	TBA
2/23	@ Bradley* (WEEK)	7:35 p.m.
2/26	@ SMS*%	TBA
2/28	CREIGHTON*%	TBA

3/4-7 @ State Farm MVC Tournament# TBA

All times listed are CST

Home games in CAPS

<sup>A</sup>BCA Classic, Milwaukee, Wis.

\*Missouri Valley Conference game

%Missouri Valley Conference Wildcard game

#Savis Center • St. Louis, Mo.

### ILLINOIS STATE MEDIA RELATIONS

**Basketball SID:** Todd Kober  
**Office Phone:** 309/438-3805  
**Fax:** 309/438-5634  
**Cell Phone:** 309/310-7112  
**Home Phone:** 309/454-3048  
**E-mail:** gtkober@ilstu.edu  
 - or -

**Graduate Assistant:** Aaron Johnston

**Office:** 309/438-3598

**Cell:** 309/287-4777

**E-Mail:** acjohns3@ilstu.edu

[www.redbirds.org](http://www.redbirds.org)

**REDBIRD ARENA TICKET OFFICE**

309/438-8000

# 13 GAME



## ILLINOIS STATE REDBIRDS (9-3, 1-1)

AT



## UNI PANTHERS (9-2, 0-0)

Monday, January 3, 2005 • 7:05 p.m. CST

UNI-Dome (10,000) • Cedar Falls, Iowa

### THE GAME FACTS

#### The Probable Starters:

ILLINOIS STATE REDBIRDS ▶ ▶ ▶



**Lorenzo Gordon**

▶ Forward

Jr.-TR • 6-7 • 245

St. Louis, Mo.

PPG RPG APG  
17.7 5.6 0.8



**Nedu Onyeuku**

▶ Guard

Jr.-TR • 6-3 • 185

Omaha, Neb.

PPG RPG APG  
6.1 1.8 1.2



**Vince Greene**

▶ Guard

Sr.-3L • 5-9 • 165

Chicago, Ill.

PPG RPG APG  
7.4 2.5 4.7



**Trey Guidry**

▶ Guard

Sr.-2L • 6-2 • 195

Baton Rouge, La.

PPG RPG APG  
12.4 3.2 2.1



**Greg Dilligard**

▶ Forward

So.-1L • 6-8 • 230

Labelle, Mo.

PPG RPG BPG  
7.7 6.1 2.0

NORTHERN IOWA PANTHERS ▶ ▶ ▶

						ppg	rpg	apg	
F	32	Grant Stout	6-8	210	So.	New Sharon, Iowa	10.9	7.4	2.1*
C	2	Eric Coleman	6-6	230	Fr.	Maplewood, Minn.	13.3	7.4	1.7
G	5	Erik Crawford	6-3	218	Jr.	Oakdale, Minn.	14.7	4.4	3.3
G	12	Ben Jacobson	6-3	195	Jr.	Sioux City, Iowa	18.1	3.0	2.6
G	23	Brooks McKowen	6-2	195	So.	Fairbank, Iowa	4.1	3.2	3.8

\* indicates blocks per game

**About The Game:** Tonight is the second of four conference games in 11 days for Illinois State, while Northern Iowa takes the floor for the third time in five days. For the third straight game, the 'Birds begin league play for their foe.

**Series History:** Tonight is the 44th meeting between the two schools. Illinois State leads the series 31-12, but UNI has won three out of the last five games. ISU is 10-7 in Cedar Falls, Iowa and 9-6 in the UNI-Dome.

**Radio:** Dick Luedke, play-by-play; Mike Matthews, color; Bruce Evans, sideline (home only) and Russ Eisenstein, studio host. Affiliates: WJBC (AM 1230/Bloomington), flagship; WBIG (AM 1280/Aurora), WJEZ (FM 98.9/Dwight), WDID (AM 1510/Highland), WZOE (AM 1490/Princeton) and WFMB (AM 1450/Springfield). All Redbird broadcasts, including Porter Moser's weekly call-in show, which generally airs each Thursday from 6:07-7 pm, depending on the schedule, can be heard via the Internet at [www.redbirds.org](http://www.redbirds.org).

**Television:** Tonight's game can be seen live on FSN Midwest, Comcast SportsNet Chicago (Iowa affiliates only) and Fox College Sports. The talent includes Dan McLaughlin (play-by-play) and Mac McCausland (analyst). Satellite coordinates for the broadcast are SBS6, Transponder 15 - Digital Slot A.

### THE COACHES

**Porter Moser** (Creighton '90) owns a 73-56 (.566) career mark in his second season at Illinois State, including a 19-22 (.463) record with the Redbirds. Prior to guiding the 'Birds, Moser served three seasons at Arkansas-Little Rock in his first head coaching position. Moser is assisted by Chris Jans, Daniyal Robinson and Brian Barone.

**Greg McDermott** (Northern Iowa '88) is in his fourth season at his alma mater and owns a 55-44 (.556) with the Panthers. He boasts a 186-108 (.633) career record that includes a six-year stint at Wayne State (Neb.) and a one-year stop at North Dakota State. He is assisted by Ben Jacobson, Jeff Rutter and Illinois State alum Ron Smith.



## TALE OF THE TAPE



	9-3/1-1	9-2/0-0
W-L Record	9-3/1-1	9-2/0-0
ESPN/USA Today	NR	NR
AP Poll	NR	NR
Points Scored	68.1	79.0
Points Allowed	60.8	66.0
Scoring Margin	+7.3	+13.0
FG Percentage	47.0	53.1
Def. FG Percentage	42.0	42.0
3-pt. Percentage	37.7	45.4
Def. 3-pt. Percentage	33.5	38.8
FT Percentage	61.8	72.3
Offensive Rebounds	9.5	8.7
Total Rebounds	33.0	35.4
Rebounding Margin	-0.1	+4.7
Assists	15.9	17.4
Turnover Average	14.6	13.2
Turnover Margin	+1.0	-0.6
Steal Average	8.2	5.8
Block Average	4.0	4.2
Fouls	14.9	16.7

## WEEKLY MEDIA CONFERENCE

All start at 3 p.m. and are located at the Redbird Arena media room off of the Southwest Loading Dock.

- Wednesday, January 5
- Wednesday, January 12
- Monday, January 17
- Monday, January 24
- Thursday, February 3
- Tuesday, February 8
- Tuesday, February 15
- Monday, February 21
- Tuesday, March 1

## WHAT'S BACK

Here is a look at what is returning to the Illinois State roster in 2004-05:

Scoring	64.9%
Three-point Field Goals	99.4%
Free Throws	58.5%
Rebounding	54.6%
Assists	70.3%
Blocks	47.5%
Steals	71.4%
Minutes	66.6%

## VALLEY TELECONFERENCE

Teleconferences with The Valley men's basketball head coaches will be conducted each Tuesday, with the men's briefings beginning on a weekly basis in December at 10 a.m. To participate in either conference briefing, call **913/981-5509**. The first men's teleconference begins at 10 a.m. CST on **Tuesday, December 7**. Head coach **Porter Moser** will be available at 10:25 a.m. during the teleconference.

## ABOUT THE UNI PANTHERS

- Northern Iowa, located in Cedar Falls, Iowa, was founded in 1876 and has an enrollment of 13,441 students.
- The Panthers are members of the Missouri Valley Conference and play their home games at the UNI-Dome.
- UNI returns eight lettermen, including three starters, from a team that finished 21-10 overall, second place in the Valley with a 12-6 mark and a league tournament championship over SMS in double overtime before falling 65-60 to eventual final four participant Georgia Tech in the first round of the NCAA Tournament.
- The Panthers enter tonight's game winners of their last six and with a 9-2 record, the best start in the Greg McDermott era.
- Freshman phenom Eric Coleman has been named the league's newcomer of the week three times and the player of the week once.
- UNI ranks No. 2 nationally in field goal percentage (.531).

## NORTHERN IOWA NUMERICAL ROSTER

No.	Name	Pos.	Ht.	Wt.	Yr.	Hometown
2	Eric Coleman	C	6-6	230	Fr.	Maplewood, Minn.
5	Erik Crawford	G	6-3	218	Jr.	Oakdale, Minn.
11	John Little	G	6-0	195	Jr.	Peoria, Ill.
12	Ben Jacobson	G	6-3	195	Jr.	Sioux City, Iowa
13	Adam Viet	G	6-3	195	Fr.	Ackley, Iowa
14	Jared Josten	G	5-10	170	Fr.	Webster City, Iowa
21	Chris Foster	G	5-10	195	Sr.	Ironton, Mo.
22	Pete Schmit	G	5-11	195	Sr.	St. Charles, Ill.
23	Brooks McKowen	G	6-2	195	So.	Fairbank, Iowa
24	Tyler Griffin	F	6-6	210	So.	Greene, Iowa
32	Grant Stout	F	6-8	210	So.	New Sharon, Iowa
33	Jon Godfread	C	6-10	260	Sr.	Grand Forks, N.D.
51	Atila Santos	C	6-10	225	Fr.	Salvador, Brazil

Head Coach: Greg McDermott

Assistant Coach: Ben Jacobson, Jeff Rutter, Ron Smith

## NORTHERN IOWA SCHEDULE

### 9-2 Overall, 0-0 Valley

Date	Opponent	Score/Time	W/L
Nov 21	WAYNE STATE	84-66	W
Nov 24	at Cincinnati	70-76 (2ot)	L
Dec 1	Iowa State	99-82	W
Dec 4	at Loyola-Chicago	80-73	W
Dec 7	at #17 Iowa	73-76	L
Dec 11	at UMKC	81-58	W
Dec 15	UW-GREEN BAY	76-65	W
Dec 21	WAGNER	86-56	W
Dec 23	LONGWOOD	84-63	W
Dec 30	vs. Valparaiso%	67-49	W
Dec 31	vs. Northwestern St. %	69-62	W
Jan 3	ILLINOIS STATE*	Tonight	
Jan 7	at Evansville*	7:05 p.m.	
Jan 9	at Indiana State*	2:05 p.m.	
Jan 12	SMS*	7:05 p.m.	
Jan 15	CREIGHTON*	7:05 p.m.	
Jan 18	at SMS*	7:05 p.m.	
Jan 22	at Bradley*	7:05 p.m.	
Jan 24	WICHITA STATE*	7:05 p.m.	
Jan 26	INDIANA STATE*	7:05 p.m.	
Jan 29	at Drake*	7:05 p.m.	
Feb 2	EVANSVILLE*	7:05 p.m.	
Feb 5	S. ILLINOIS*	7:05 p.m.	
Feb 9	at Creighton*	7:05 p.m.	
Feb 12	at Illinois State*	4:05 p.m.	
Feb 16	DRAKE*	7:05 p.m.	
Feb 19	BRACKET BUSTER	TBA	
Feb 23	at Southern Illinois*	7:05 p.m.	
Feb 26	BRADLEY*	1:05 p.m.	
Feb 28	at Wichita State*	TBA	
Mar 4-7	at Valley Tournament		

% - Las Vegas Invitational.

\* - Missouri Valley Conference game.

HOME GAMES IN CAPS.

## STAYING OUT OF THE VALLEY IN VALLEY PLAY

The Redbird seniors in their three previous campaigns opened conference play in a "valley" by starting 0-2 in 2001-02, 0-8 in 2002-03 and 0-5 in 2003-04 before recording their first league win. With a 1-1 start, the 'Birds are off to their best conference start since the 2000-01 season which finished in second place with a 12-6 record.

## GUIDRY CLOSSES IN

Senior **Trey Guidry** only needs 10 more tallies to have 1,000 points in his collegiate career. Including the 78 points he scored his freshman season at North Carolina State, Guidry sits at 990 career points.

## THREE FOR A GRAND

Seniors **Gregg Alexander**, **Vince Greene** and **Trey Guidry** all have a legitimate shot of joining ISU's 1,000-point club this season. Guidry is the closest with 990 points in his collegiate career and he needs 88 tallies to score 1,000 in a Redbird uniform. Alexander has 888 career tallies, while Greene sits at 841 career points.

## 'ZO KNOWS OFFENSE

There were some questions about ISU's inside game heading into the season. It's safe to say that junior college transfer **Lorenzo Gordon** has answered those doubters with 10 straight double-digit scoring games and 11 double-digit efforts in 12 games. Gordon is currently leading all Valley newcomers with 17.7 points per game.

## GREENE FOR THE BLOCK

He is still a far cry from being a favorite celebrity on Hollywood Squares, but **Vince Greene** showed he can come through with a block - at least against SMS. On Thursday, Greene posted a career high two blocked shots against the Bears, giving him three total for his career. The first one came against SMS in 2002.

## TOEING THE LINE

In the last two seasons the Redbirds have not done much toeing at the free throw line - only 940 times, to be exact, or 16.2 times per game. This season the 'Birds have already gotten to the line 249 times, 88 more times than their opponents, and are averaging 20.8 free throw attempts per game.

## CAN WE SEE SOME I.D.?

At the age of 36, **Porter Moser** is the 11th youngest coach in Division I basketball. Moser and his staff of **Chris Jans**, **Daniyal Robinson** and **Brian Barone** are the fifth youngest staff in Division I, averaging 31.25 years of age.



DILLY'S HOSTING A BLOCK PARTY

Sophomore Greg Dilligard is on pace to finish in the top five for blocked shots in a season at ISU. Through 12 games, Dilligard has already swatted 24 shots into the seats and is projected to finish with 60 blocked shots on the season, which would rank No. 2 all-time in the Redbird record books.

LOGGING MORE GAMES THAN LeBRON

The Redbirds find themselves in the middle of an NBA-type schedule with four games in an 11-day span. In fact the Redbirds play just as many games as seven NBA franchises during that same span. The Cleveland Cavaliers and Dallas Mavericks only have three games scheduled, while the Atlanta Hawks, Los Angeles Lakers, Memphis Grizzlies, New Orleans Hornets and Toronto Raptors all take the court four times as well.

MAKING THE EXTRA PASS

Head coach Porter Moser has stressed that point to his Redbirds and it appears they are listening. Through 12 games, 65.6 percent of ISU's field goals have come off "the extra pass." This is the highest percentage ISU has had since the 1997-98 campaign when the 'Birds had 66.4 percent of their made field goals come off an assist.

WALKING THE PLANK

In the last six games, the Redbirds have been forcing their opponents to walk the plank – Neil Plank that is. The Mt. Zion, Ill., native has come off the bench to average 10.8 points and 5.3 rebounds per game, while shooting 24-for-38 (.632) from the field.

THE DILLY DOUBLE

Greg Dilligard played his lucky numbers and the prize was an Illinois State win at Loyola. Dilligard's winning numbers were 12 points and 11 rebounds to go along with his seven blocked shots and three steals in what head coach Porter Moser called "the best defensive performance he had ever been around as a head coach." It was Dilligard's first career double-double and his second straight double-digit scoring game.

D-FENCE, D-FENCE

Since Porter Moser's arrival at Illinois State he has stressed team defense and it's starting to show. Through 12 games ISU opponents are only averaging 60.8 points per game which currently ranks as the fourth best defensive effort in school history. The 1980-81 and 1981-82 Redbirds each allowed just 60.2 points per game.

"HELLO... TREY, IT'S ME... DICKIE V!"

When ESPN college basketball analyst Dick Vitale makes a long distance call, he may dial down the center, but one thing is certain, he is dialed in on ISU's Trey Guidry. Guidry was named to Vitale's "All-AT&T" team, in the Nov. 22 issue of ESPN The Magazine, highlighting the five players that do the most damage from long distance.

THE THREE FACTOR

ISU's three seniors spend some time around the 3-point arc and it shows – especially in the Redbird record books. Gregg Alexander ranks No. 3 in career treys with 184, 30 behind the school mark owned by Tarise Bryson. Trey Guidry stands in the No. 4 spot with 173 triples, while Vince Greene is only 15 three-balls away from cracking the top 10. All three should also end their careers in the top 10 for career 3-point field goal percentage.

GREENE JOINS CENTURY CLUB

With three 3-pointers against St. John's Vince Greene became just the 12th Redbird in school history to eclipse the century mark in career threes. One quarter of the 12 century club members are currently on the Redbird roster in Greene (106), Gregg Alexander (184) and Trey Guidry (173).

PRIZED PUPIL PLANK

Junior Neil Plank was named to the 2003-04 CoSIDA Academic All-District V University Men's Basketball Team and the 2004 Missouri Valley Conference Scholar-Athlete Second Team. Plank, a native of Mt. Zion, Ill., carries a 4.0 grade point average and is a double major in finance and insurance at Illinois State. At the 2004 State Farm Academic Excellence Banquet, Plank was recognized as Illinois State's Male Scholar-Athlete of the Year.

SOME BIG, BIG WINS

With a 77-69 victory over St. John's, the Redbirds now have wins over the Big East, Big Ten (Penn State) and Southeast (Mississippi) Conferences this season. Since becoming a Division I program, the Redbirds have recorded three victories over the so-called power conferences only one other time. In 1996-97, ISU had wins over the Big East (Pittsburgh), Big Ten (Northwestern) and Conference USA (DePaul).

THE LAST TIME THEY MET

Panthers End ISU's Cinderella Run

ST. LOUIS-- Northern Iowa opened the second half with an 11-0 run and never looked back as the Panthers ended Illinois State's season with a 68-54 win in the quarterfinals of the 2004 State Farm Missouri Valley Conference Tournament Saturday.

The Redbirds ended their campaign with a 10-19 record, while the Panthers improved to 19-9 and advanced to the semifinals to face the winner of the Drake-Wichita State game.

Trailing 30-26 at the half, Illinois State let the game get away as Northern Iowa used an 11-0 run to push the lead to 41-26 with 14:47 left in the game. Junior Trey Guidry ended the Redbirds' five and a half minute scoring drought, and UNI's spurt, to open the second frame with a jumper at the 14:35 mark.

UNI pushed the lead to as many as 16 in the second half, but a three-point play by Guidry at the 2:29 mark closed the gap to 60-51.

Guidry led all scorers with 22 points, including a 3-for-5 effort on treys. Vince Greene chipped in 13 points and Najeeb Echols added 10. Greene will also carry his free throw streak into the 2004-05 season after making 2-of-2 and extending the string to 44 consecutive makes from the line.

UNI's David Gruber led the charge for the Panthers with 19 points, including 15 in the first half. Erik Crawford tossed in 13 tallies, Ben Jacobson poured in 12 and Pete Schmit came off of the bench to dump in 11.

Northern Iowa 68, ILLINOIS STATE 54

March, 6 2004 • Savvis Center

Table with columns: Player, Min, FG-A, FT-A, O-REB, A, PF, TP. Rows include Gruber, f, Schneiderman, f, Crawford, g, Jacobson, g, McKowen, g, Bennett, Little, Schmit, grant, Godfread, and TOTALS.

Team Pct: FG-.522; FT-.640

3-Pt.: 4-11, .364 (Schneiderman 1-3, Crawford 1-1, Jacobson 0-2, Brooks 0-2, Schmit 2-3)

Blocks: 1 (Jacobson 1)

Turnovers: 10 (Gruber 1, Crawford 2, Jacobson 1, Mckowen 2, Little 1, Schmit 3)

Steals: 7 (Crawford 1, Jacobson 2, Mckowen 1, Schmit 3)

Table with columns: Player, Min, FG-A, FT-A, O-REB, A, PF, TP. Rows include Arnold, f, Dilligard, f, Alexander, g, Greene, g, Guidry, g, Ford, Miller, Plank, Echols, Hill, and TOTALS.

Team Pct: FG-.457; FT-.640

3-Pt.: 4-14, .286 (Greene 1-8, Guidry 3-5 Plank 0-1)

Blocks: 3 (Arnold 2, Dilligard 1)

Turnovers: 15 (Arnold 2, Dilligard 2, Alexander 1, Greene 4, Guidry 2, Plank 2, Echols 2)

Steals: 5 (Alexander 1, Greene 2, Ford 1, Echols 1)

Officials: Frank Spencer, Jerry Seibert, Brad Gaston

Attendance: 9,819

Halftime Score: Northern Iowa 30, ILLINOIS STATE 26



## CHART CLIMBERS

### Career Scoring Leaders

1. Doug Collins (1970-73).....	2,240
35. Joe Galvin (1976-80).....	1,022
▶ <b>Trey Guidry (2002-)</b> .....	<b>912</b>
▶ <b>Gregg Alexander (2001-)</b> .....	<b>888</b>
▶ <b>Vince Greene (2001-)</b> .....	<b>841</b>

### Career 3-Point FG Leaders

1. Tarise Bryson (1999-02).....	214
2. Dan Muller (1994-98).....	204
3. <b>Gregg Alexander (2001-)</b> .....	<b>184</b>
4. <b>Trey Guidry (2002-)</b> .....	<b>173</b>
5. Jeff Harris (1986-88).....	157
6. Skipp Schaeffbauer (1996-98).....	153
7. Richard Thomas (1990-93).....	149
8. Shawn Jeppson (1998-01).....	148
9. Rickey Jackson (1986-90).....	126
10. Maurice Trotter (1994-96).....	121
▶ <b>Vince Greene (2001-)</b> .....	<b>106</b>

### Career 3-Point FG Percentage

1. Matt Taphorn (1986-88).....	50.4
2. Jeff Harris (1986-88).....	46.6
3. Rico Hill (1995-98).....	43.7
4. Shawn Jeppson (1998-01).....	42.8
5. <b>Trey Guidry (2002-)[173/412]</b> .....	<b>42.0</b>
6. <b>Gregg Alexander (2001-)[184/452]</b> .....	<b>40.7</b>
7. <b>Vince Greene (2001-)[106/267]</b> .....	<b>39.7</b>

## CAREER STARTS/GAMES

No.	Player	Illinois St.	
		GP	GS
2	Gregg Alexander	99	94
11	Vince Greene	101	66
24	Trey Guidry	70	37
50	Greg Dilligard	41	34
25	Neil Plank	39	16
1	Lorenzo Gordon	12	12
31	Dana Ford	61	10
3	Nedu Onyeuku	11	1
51	Ronnie Carlwell	16	0
5	Khalif Ford	9	0
32	Levi Dyer	5	0
12	Micah Kirstein	5	0
14	Travis Wallace	5	0

## 2004-05 VALLEY PRESEASON POLL

1. Southern Illinois (23).....	357
2. Wichita State (13).....	349
3. Creighton (1).....	265
Northern Iowa (1).....	265
5. SMS.....	253
6. Drake.....	195
7. Bradley.....	123
8. Evansville.....	107
9. Indiana State.....	98
10. Illinois State.....	78

## 2004-05 VALLEY STANDINGS

	VALLEY			OVERALL		
	W	L	PCT	W	L	PCT
1. Wichita State	2	0	1.000	9	0	1.000
2. Southern Illinois	1	0	1.000	10	2	.833
3. <b>Illinois State</b>	<b>1</b>	<b>1</b>	<b>.500</b>	<b>9</b>	<b>3</b>	<b>.750</b>
Evansville	1	1	.500	7	3	.700
Creighton	1	1	.500	9	4	.692
Drake	1	1	.500	4	5	.444
7. Northern Iowa	0	0	.000	9	2	.818
8. Bradley	0	1	.000	7	2	.778
SMS	0	1	.000	6	3	.667
Indiana State	0	1	.000	5	7	.417

\*Through games of Jan. 1

## 154 GAMES WITH A TREY ON THE BOARD

ISU enters tonight's game with at least one made three in 154 straight games, thanks to a 6-for-14 three-point effort against SMS. The last time ISU didn't sink a trey was an 82-43 loss at Creighton on Dec. 12, 1999.

## THE ROAD TO ABERRATION

The Redbirds are coming off their first ever back-to-back losing seasons since becoming a Division I program. Finishing with a sub-.500 winning percentage is a rarity at Illinois State. In fact, there have been only five losing campaigns in the Redbirds' 34 seasons of basketball at the Division I level.

## GUARDS, GUARDS, EVERYWHERE THERE'S GUARDS

With three potential 1,000-point scoring guards gone at the end of the 2004-05 season, ISU head coach **Porter Moser** and his staff focused on the backcourt during the early signing period by signing the No. 2 ranked backcourt in the state of Illinois according to ChicagoHoops.com (Bloomington (Ill.) High School's **Dodie Dunson** and **Brandon Holtz**), a junior college sharpshooter considered a high-major player by *Roundball Review* (Daytona (Fla.) Beach Community College's **Roberto Fortes**), and the Georgia Junior College Athletic Association Preseason Player of the Year (**Wayne Williams** from South Georgia Technical College) to the 2005 class.

## 2004-05 ILLINOIS STATE RESULTS

RECORD:	OVERALL	HOME	AWAY	NEUTRAL
ALL GAMES	9-3	6-1	1-2	2-0
CONFERENCE	1-1	1-0	0-1	0-0
NON-CONFERENCE	8-2	5-1	1-1	2-0

DATE	TIME	OPPONENT	SCORE	ATTEND	HIGH POINTS	HIGH REBOUNDS
11-14-04	5:30 p.m.	vs Penn State University	W 82-73	7917	(26)Gordon,Lorenzo	(8)Greene,Vince
11-15-04	8 p.m.	at Marquette	L 32-60	8203	(8)Onyeuku,Nedu	(6)Carlwell,Ronnie
11-16-04	5:30 p.m.	vs Mississippi	W 70-52	8744	(24)Guidry,Trey	(11)Dilligard,Greg
11-22-04	7:05 pm	TRUMAN STATE	W 82-47	4127	(16)Gordon,Lorenzo	(8)Guidry,Trey
11-27-04	2:05 p.m.	TENNESSEE-MARTIN	W 80-51	4051	(27)Guidry,Trey	(7)Alexander,Gregg
11-30-04	7:05 p.m.	ILLINOIS-CHICAGO	L 56-60	6260	(13)Gordon,Lorenzo	(6)Gordon,Lorenzo
12-04-04	7:05 pm	ST. JOHN'S	W 77-69	8044	(22)Gordon,Lorenzo	(8)Guidry,Trey
12-07-04	7:05 p.m.	ALCORN STATE	W 75-62	5943	(19)Gordon,Lorenzo	(7)Dilligard,Greg
						(7)Gordon,Lorenzo
12-11-04	7:05 p.m.	MARSHALL	W 79-67	6689	(21)Plank,Neil	(8)Plank,Neil
12-18-04	1:00 p.m.	at Loyola-Chicago	W 73-67	3871	(19)Gordon,Lorenzo	(11)Dilligard,Greg
12-23-04	7:05 pm	*at Southern Illinois	L 49-61	5729	(13)Gordon,Lorenzo	(5)Plank,Neil
						(5)Onyeuku,Nedu
12-30-04	7:05 p.m.	* SMS	W 62-61	5965	(17)Gordon,Lorenzo	(10)Dilligard,Greg

\* - Conference game

ATTENDANCE SUMMARY	GAMES	TOTALS	AVG/GAME
HOME	7	41079	5868
AWAY	3	17803	5934
NEUTRAL	2	16661	8331
<b>TOTAL</b>	<b>12</b>	<b>75543</b>	<b>6295</b>

## 2004-05 ILLINOIS STATE NUMERICAL ROSTER

No.	Name	Pos.	Ht.	Wt.	Cl.-Ex.	Hometown (previous schools)
1	Lorenzo Gordon	F	6-7	245	Jr.-TR	St. Louis, Mo. (Vashon/Mineral Area CC)
2	Gregg Alexander	G/F	6-4	205	Sr.-3L	Lincoln, Ill. (Lincoln)
3	Nedu Onyeuku	G	6-3	185	Jr.-TR	Omaha, Neb. (Creighton Prep/Iowa Western CC)
5	Khalif Ford	G	6-1	181	Fr.-HS	Diamond Bar, Calif. (Diamond Bar/Bridgton Academy)
11	Vince Greene	G	5-9	165	Sr.-3L	Chicago, Ill. (Brother Rice)
12	Micah Kirstein	G	6-3	190	So.-1L	Herscher, Ill. (Bishop McNamara)
14	Travis Wallace	G	6-0	175	Jr.-TR	St. Louis, Mo. (Jennings/Meramec JC)
24	Trey Guidry	G	6-2	195	Sr.-2L	Baton Rouge, La. (Central/North Carolina State)
25	Neil Plank	G/F	6-5	208	Jr.-1L	Mt. Zion, Ill. (Mt. Zion/Wisconsin)
31	Dana Ford	G	6-4	195	Jr.-2L	Tamms, Ill. (Egyptian)
32	Levi Dyer	C	6-10	220	Fr.-HS	Eaton, Colo. (Eaton)
50	Greg Dilligard	F	6-8	230	So.-1L	Labelle, Mo. (Highland)
51	Ronnie Carlwell	C	6-11	258	Fr.-RS	Maywood, Ill. (Proviso East)

Head Coach: Porter Moser

Assistant Coaches: Chris Jans, Daniyal Robinson, Brian Barone.

Graduate Manager: David Saltman



**2004-05 ILLINOIS STATE STATISTICS**

##	Player	GP	GS	Min	Avg	TOTAL			3-PTS			FT			REBOUNDS				PF	FO	A	TO	Blk	Stl	Pts	Avg
						FG	FGA	Pct	3FG	FGA	Pct	FT	FTA	Pct	Off	Def	Tot	Avg								
01	Gordon,Lorenzo	12	12	336	28.0	78	145	.538	0	0	.000	56	91	.615	26	41	67	5.6	27	0	10	19	3	9	212	17.7
	Conference-Only...	2	2	67	33.5	11	26	.423	0	0	.000	8	15	.533	2	8	10	5.0	5	0	4	3	2	1	30	15.0
24	Guidry,Trey	12	12	352	29.3	55	144	.382	24	74	.324	15	20	.750	5	33	38	3.2	29	0	25	23	2	19	149	12.4
	Conference-Only...	2	2	59	29.5	9	23	.391	4	11	.364	3	5	.600	0	2	2	1.0	7	0	1	4	0	4	25	12.5
25	Plank,Neil	10	0	204	20.4	31	55	.564	11	22	.500	12	19	.632	13	30	43	4.3	11	0	16	12	3	7	85	8.5
	Conference-Only...	2	0	35	17.5	4	6	.667	1	2	.500	0	3	.000	4	8	12	6.0	0	0	3	5	1	1	9	4.5
50	Dilligard,Greg	12	12	331	27.6	39	67	.582	0	0	.000	14	40	.350	28	45	73	6.1	27	1	15	16	24	17	92	7.7
	Conference-Only...	2	2	60	30.0	7	13	.538	0	0	.000	3	6	.500	4	10	14	7.0	3	0	5	6	3	2	17	8.5
11	Greene,Vince	12	12	359	29.9	22	53	.415	13	36	.361	32	36	.889	1	29	30	2.5	12	0	56	35	2	11	89	7.4
	Conference-Only...	2	2	54	27.0	4	7	.571	2	4	.500	0	0	.000	0	2	2	1.0	6	0	8	10	2	1	10	5.0
02	Alexander,Gregg	10	9	247	24.7	21	39	.538	18	33	.545	7	8	.875	0	21	21	2.1	16	0	30	11	0	9	67	6.7
	Conference-Only...	1	0	15	15.0	1	1	1.000	1	1	1.000	0	0	.000	0	1	1	1.0	0	0	1	2	0	0	3	3.0
03	Onyeuku,Nedu	11	1	185	16.8	25	62	.403	9	28	.321	8	9	.889	5	15	20	1.8	17	0	13	21	2	8	67	6.1
	Conference-Only...	2	1	46	23.0	5	8	.625	2	4	.500	0	0	.000	1	4	5	2.5	2	0	2	4	0	0	12	6.0
31	Ford,Dana	12	2	146	12.2	11	28	.393	5	16	.313	1	5	.200	7	22	29	2.4	10	0	8	12	3	4	28	2.3
	Conference-Only...	2	1	33	16.5	1	2	.500	1	2	.500	0	2	.000	1	7	8	4.0	0	0	3	2	1	0	3	1.5
32	Dyer,Levi	5	0	13	2.6	3	6	.500	0	2	.000	0	0	.000	0	0	0	0.0	0	0	0	1	0	4	6	1.2
	Conference-Only...	0	0	0	0.0	0	0	.000	0	0	.000	0	0	.000	0	0	0	0.0	0	0	0	0	0	0	0	0.0
51	Carlwell,Ronnie	12	0	118	9.8	4	14	.286	0	0	.000	5	9	.556	12	14	26	2.2	15	0	5	10	9	2	13	1.1
	Conference-Only...	2	0	5	2.5	0	2	.000	0	0	.000	0	0	.000	1	0	1	0.5	2	0	0	0	0	0	0	0.0
05	Ford,Khalif	9	0	85	9.4	2	6	.333	1	4	.250	4	8	.500	1	9	10	1.1	14	0	9	10	0	4	9	1.0
	Conference-Only...	2	0	26	13.0	1	3	.333	0	2	.000	0	0	.000	1	1	2	1.0	5	0	2	3	0	0	2	1.0
12	Kirstein,Micah	3	0	3	1.0	0	0	.000	0	0	.000	0	0	.000	0	1	1	0.3	1	0	1	0	0	0	0	0.0
	Conference-Only...	0	0	0	0.0	0	0	.000	0	0	.000	0	0	.000	0	0	0	0.0	0	0	0	0	0	0	0	0.0
14	Wallace,Travis	5	0	21	4.2	0	0	.000	0	0	.000	0	4	.000	1	3	4	0.8	0	0	3	0	0	4	0	0.0
	Conference-Only...	0	0	0	0.0	0	0	.000	0	0	.000	0	0	.000	0	0	0	0.0	0	0	0	0	0	0	0	0.0
TM	TEAM.....														15	19	34	2.8			5					
	Conference-Only...														4	3	7	3.5			1					
	<b>Total.....</b>	<b>12</b>				<b>291</b>	<b>619</b>	<b>.470</b>	<b>81</b>	<b>215</b>	<b>.377</b>	<b>154</b>	<b>249</b>	<b>.618</b>	<b>114</b>	<b>282</b>	<b>396</b>	<b>33.0</b>	<b>179</b>	<b>1</b>	<b>191</b>	<b>175</b>	<b>48</b>	<b>98</b>	<b>817</b>	<b>68.1</b>
	<b>Conference-Only...</b>	<b>2</b>				<b>43</b>	<b>91</b>	<b>.473</b>	<b>11</b>	<b>26</b>	<b>.423</b>	<b>14</b>	<b>31</b>	<b>.452</b>	<b>18</b>	<b>46</b>	<b>64</b>	<b>32.0</b>	<b>30</b>	<b>0</b>	<b>29</b>	<b>40</b>	<b>9</b>	<b>9</b>	<b>111</b>	<b>55.5</b>
	<b>Opponents.....</b>	<b>12</b>				<b>280</b>	<b>666</b>	<b>.420</b>	<b>63</b>	<b>188</b>	<b>.335</b>	<b>107</b>	<b>161</b>	<b>.665</b>	<b>133</b>	<b>264</b>	<b>397</b>	<b>33.1</b>	<b>222</b>	<b>3</b>	<b>149</b>	<b>187</b>	<b>38</b>	<b>65</b>	<b>730</b>	<b>60.8</b>
	<b>Conference-Only...</b>	<b>2</b>				<b>49</b>	<b>114</b>	<b>.430</b>	<b>10</b>	<b>32</b>	<b>.313</b>	<b>14</b>	<b>22</b>	<b>.636</b>	<b>25</b>	<b>40</b>	<b>65</b>	<b>32.5</b>	<b>32</b>	<b>0</b>	<b>23</b>	<b>27</b>	<b>7</b>	<b>19</b>	<b>122</b>	<b>61.0</b>

<b>SCORE BY PERIODS:</b>	<b>1st</b>	<b>2nd</b>	<b>Total</b>
Illinois State	398	419	817
Opponents	357	373	730

<b>DEADBALL REBOUNDS:</b>	<b>OFF</b>	<b>DEF</b>	<b>TOTAL</b>
Illinois State	42	0	42
Opponents	25	1	26



## SUPERLATIVES

### STARTING LINEUPS – F, F, G, G, G (3):

- Gordon, Dilligard, Alexander, Greene, Guidry (7-2)  
W – vs. Penn State, vs. Mississippi, Truman State, UT-Martin, St. John's, Alcorn State, Marshall
- L – at Marquette, Illinois-Chicago
- Gordon, Dilligard, Greene, Guidry, D. Ford (1-1)  
W – at Loyola-Chicago
- L – at Southern Illinois
- Gordon, Dilligard, Onyeuku, Greene, Guidry (1-0)  
W – SMS

### FIRST POINTS:

Gordon 5, Dilligard 2, Guidry 2, Greene 2, Onyeuku 1

### DOUBLE-DIGIT SCORERS (31):

Gordon 11, Guidry 7, Greene 3, Onyeuku 3, Plank 2, Dilligard 2, Alexander 1

### DOUBLE-DIGIT REBOUNDING (4):

Dilligard 3, Gordon 1

### LEADING SCORER:

Gordon 8, Guidry 2, Onyeuku 1, Plank 1

### LEADING REBOUNDER:

Dilligard 4, Guidry 2, Gordon 2, Plank 2, Carlwell 1, Greene 1, Alexander 1, Onyeuku 1

### DOUBLE-DOUBLES (3):

Gordon 1, Alexander 1, Dilligard 1

### DUNKS (12):

Dilligard 6, Gordon 3, Onyeuku 2, Carlwell 1

### FIRST SUBSTITUTION:

Plank 5, Carlwell 3, Onyeuku 3, K. Ford 1

### CHARGES DRAWN (7):

Dilligard 2, Alexander 2, Dyer 1, Greene 1, K. Ford 1

### MOST MINUTES:

- 38, Trey Guidry vs. Illinois-Chicago, 11-30-04
- 37, Gregg Alexander vs. Marshall, 12-11-04
- 37, Vince Greene vs. St. John's 12-4-04
- 35, Greg Dilligard at Loyola-Chicago, 12-18-04
- 35, Vince Greene vs. Illinois-Chicago, 11-30-04
- 34, Lorenzo Gordon at Southern Illinois, 12-23-04
- 34, Trey Guidry at Southern Illinois, 12-23-04
- 34, Vince Greene at Loyola-Chicago, 12-18-04
- 34, Trey Guidry vs. St. John's, 12-4-04

## INDIVIDUAL GAME-BY-GAME (PTS-REB-ASTS)

Opponent	Alexander	Carlwell	Dilligard	Dyer	D. Ford	K. Ford
<b>vs. Penn State</b>	6-1-2*	3-2-0	6-4-3*	0-0-0	2-2-0	INJ.
<b>at Marquette</b>	0-1-0*	3-6-1	6-3-0*	2-0-0	0-2-0	INJ.
<b>vs. Mississippi</b>	8-0-2*	0-2-1	7-11-1*	0-0-0	0-1-0	0-2-3
<b>Truman State</b>	8-3-5*	7-2-1	6-6-1*	2-0-0	8-2-1	DNP
<b>UT-Martin</b>	9-7-2*	0-5-2	3-6-2*	2-0-0	5-5-0	0-1-1
<b>Illinois-Chicago</b>	3-1-3*	0-3-0	6-4-0*	DNP	6-3-0	0-1-1
<b>St. John's</b>	9-2-0*	0-1-0	8-4-0*	DNP	0-1-0	0-1-0
<b>Alcorn State</b>	11-3-5*	0-0-0	7-7-1*	DNP	0-2-1	6-1-0
<b>Marshall</b>	10-2-10*	0-3-0	14-3-1*	DNP	2-1-2	1-0-1
<b>at Loyola-Chicago</b>	INJ.	0-2-0	12-11-1*	DNP	2-3-1*	0-2-1
<b>at S. Illinois*</b>	INJ.	0-1-0	9-4-1*	DNP	0-4-2*	2-1-0
<b>SMS*</b>	3-1-1	0-0-0	8-10-4*	DNP	3-4-1	0-1-2

Opponent	Gordon	Greene	Guidry	Kirstein	Onyeuku	Plank	Wallace
<b>vs. Penn State</b>	26-6-1*	7-8-6*	16-2-4*	0-0-0	16-0-2	0-2-1	0-0-0
<b>at Marquette</b>	7-5-0*	0-1-0*	6-2-2*	DNP	8-4-0	INJ.	0-2-1
<b>vs. Mississippi</b>	22-10-1*	7-0-2*	24-2-2*	DNP	2-2-1	INJ.	0-1-1
<b>Truman State</b>	16-5-0*	14-2-5*	10-8-4*	0-1-0	6-0-2	5-4-2	0-1-1
<b>UT-Martin</b>	23-4-1*	5-4-7*	27-3-2*	0-0-1	0-2-0	6-2-2	0-0-0
<b>Illinois-Chicago</b>	13-6-0*	8-2-7*	9-2-1*	DNP	2-2-0	9-3-1	DNP
<b>St. John's</b>	22-6-2*	13-3-6*	6-8-4*	DNP	5-1-4	14-3-3	DNP
<b>Alcorn State</b>	19-7-0*	11-5-6*	10-3-1*	DNP	6-2-2	5-6-0	DNP
<b>Marshall</b>	15-2-1*	9-1-4*	7-4-1*	DNP	DNP	21-8-2	DNP
<b>at Loyola-Chicago</b>	19-6-0*	5-2-5*	9-2-3*	DNP	10-2-0	16-3-2	DNP
<b>at S. Illinois*</b>	13-4-4*	3-0-5*	10-2-0*	DNP	10-5-2	2-5-0	DNP
<b>SMS*</b>	17-6-0*	7-2-3*	15-0-1*	DNP	2-0-0*	7-7-3	DNP



THE LAST TIME IT HAPPENED

INDIVIDUAL

A player scored 40 points ... ILLINOIS ST. ... Tarise Bryson (41) at C. Michigan, 12-3-00
Opponent ... Anthony Roberts (48), Oral Roberts, 1-6-75
A player scored 30 points ... ILLINOIS ST. ... Tarise Bryson (38) at Purdue, 3-15-01
Opponent ... Jermaine Boyette (31), Weber St., 11-16-01
A player grabbed 20 rebounds ... ILLINOIS ST. ... Ron deVries (24) vs. Pacific, 1-19-74
Opponent ... Anthony Bonner (21), St. Louis, 2-6-90
A player grabbed 15 rebounds ... ILLINOIS ST. ... Baboucarr Bojang (15) vs. UNI, 1-30-02
Opponent ... Marvin Black (18), Marshall, 2-22-03
A player had a double-double ... ILLINOIS ST. ... Greg Dilligard (12p, 11r) at Loyola-Chicago, 12-18-04
Opponent ... Jared Newson (16p, 10r), UT-Martin, 11-27-04
A player made five 3-pointers ... ILLINOIS ST. ... Trey Guidry (6-12) vs. UT-Martin, 11-27-04
Opponent ... Phillip Gilbert (5-8), Bradley, 2-12-03
A player made 10 free throws ... ILLINOIS ST. ... Lorenzo Gordon (10-14) vs. St. John's, 12-4-04
Opponent ... David Moss (12-15), Indiana State, 1-10-04
A player had 15 free throw attempts ... ILLINOIS ST. ... Tarise Bryson (12-15) at Purdue, 3-14-01
Opponent ... David Moss (12-15), Indiana State, 1-10-04
A player had 10 assists ... ILLINOIS ST. ... Gregg Alexander (10) vs. Marshall, 12-11-04
Opponent ... Martell Bailey (12), Illinois-Chicago, 12-13-03
A player had five steals ... ILLINOIS ST. ... Trey Guidry (5) vs. Marshall, 12-11-04
Opponent ... Tony Young (5), Southern Illinois, 12-23-04
A player blocked five shots ... ILLINOIS ST. ... Greg Dilligard (7) at Loyola-Chicago, 12-18-04
Opponent ... Caleb Halcomb (5), Bellarmine, 12-2-03

TEAM

A team scored 100 points ... ILLINOIS ST. ... vs. Southern Illinois (105), 1-10-98
Opponent ... Oklahoma (112), 12-28-90
A team made 35 field goals ... ILLINOIS ST. ... vs. Bellarmine (35-71), 12-2-03
Opponent ... UT-San Antonio (35-65), 12-17-00
A team had 75 field goal attempts ... ILLINOIS ST. ... vs. Lewis (31-78), 12-2-92
Opponent ... Akron (27-80), 11-20-98
A team shot 50 percent from the field ... ILLINOIS ST. ... vs. Marshall (.538, 28-52), 12-11-04
Opponent ... St. John's (.508, 30-59), 12-4-04
A team made 10 3-point field goals ... ILLINOIS ST. ... vs. Tennessee-Martin (12-24), 11-27-04
Opponent ... Bradley (13-22), 2-1-03
A team had 25 3-point field goal attempts ... ILLINOIS ST. ... at Drake (8-27), 1-10-02
Opponent ... Northern Iowa (10-26), 1-29-03
A team shot 50 percent on 3-pointers ... ILLINOIS ST. ... vs. Tennessee-Martin (.500, 12-24), 11-27-04
Opponent ... Evansville (.563, 9-16), 2-11-04
A team made 30 free throws ... ILLINOIS ST. ... vs. Florida A&M (38-48), 11-23-03
Opponent ... Drake (37-52), 1-17-01
A team had 25 assists ... ILLINOIS ST. ... vs. Hofstra (25), 11-25-01
Opponent ... Evansville (26), 2-11-04
A team had 15 steals ... ILLINOIS ST. ... vs. Bellarmine (16), 12-2-03
Opponent ... Creighton (18), 12-12-99
A team had blocked 10 shots ... ILLINOIS ST. ... vs. Evansville (10), 1-17-79
Opponent ... Northern Illinois (11), 11-26-03

BENCH SCORING (ISU-OPP)

Table with 2 columns: Opponent, Points. Includes vs. Penn State (21-11), at Marquette (13-15), vs. Mississippi (2-36), Truman State (28-19), UT-Martin (13-13), Illinois-Chicago (17-17), St. John's (19-3), Alcorn State (17-27), Marshall (24-12), at Loyola-Chicago (26-14), at Southern Illinois\* (14-24), SMS\* (13-8), Total (207-199).

2004-05 VALLEY RANKINGS

Through Jan. 1 (All Games)

Table with 2 columns: TEAM, Rank. Includes Scoring Offense (9th, 68.1), Scoring Defense (2nd, 60.8), Scoring Margin (6th, +7.3), Free Throw Pct (10th, 61.8), Field Goal Pct (4th, 47.0), FG Pct. Defense (4th, 42.0), 3-Point FG Pct (6th, 37.7), 3-Point FG Pct. Def (4th, 33.5), Rebounding Offense (9th, 33.0), Rebounding Defense (7th, 33.1), Rebounding Margin (7th, -0.1), Blocked Shots (13rd, 4.00), Assists (4th, 15.92), Steals (4th, 8.17), Turnover Margin (6th, +1.00), Assist/Turnover Ratio (5th, 1.09), Offensive Rebounds (9th, 9.50), Defensive Rebounds (5th, 23.50), 3-Point Field Goals Made (5th, 6.75).

INDIVIDUAL

Table with 2 columns: Player, Rank. Includes SCORING: Lorenzo Gordon (3rd, 17.7), Trey Guidry (12th, 12.4); REBOUNDING: Greg Dilligard (10th, 6.1), Lorenzo Gordon (13th, 5.6); FIELD GOAL PERCENTAGE: Greg Dilligard (2nd, 58.2), Neil Plank (4th, 56.4), Lorenzo Gordon (8th, 53.8); ASSISTS: Vince Greene (4th, 4.67), Gregg Alexander (11th, 3.00); FREE THROW PERCENTAGE: Vince Greene (1st, 88.9); STEALS: Trey Guidry (9th, 1.58), Greg Dilligard (10th, 1.42); 3-POINT FG PERCENTAGE: Gregg Alexander (2nd, 54.5), Neil Plank (14th, 50.0); 3-POINT FG MADE: Trey Guidry (14th, 2.00), Gregg Alexander (10th, 1.80); BLOCKED SHOTS: Greg Dilligard (4th, 2.00), Ronnie Carlwell (11th, 0.75); ASSIST/TURNOVER RATIO: Gregg Alexander (3rd, 2.73), Vince Greene (9th, 1.60); OFFENSIVE REBOUNDS: Greg Dilligard (8th, 2.33), Lorenzo Gordon (11th, 2.17); DEFENSIVE REBOUNDS: Greg Dilligard (10th, 3.75), Lorenzo Gordon (11th, 3.42); MINUTES PLAYED: Vince Greene (14th, 29.92).

ILLINOIS STATE'S 2004-05 RECORD WHEN

Table with 2 columns: Record, Count. Includes Overall (9-3), Missouri Valley Conference (1-1), Playing Nationally Ranked Teams (0-0), Leading at the Half (8-0), Trailing at the Half (1-3), Tied at the Half (0-0), Leading with 5:00 to Play (9-0), Trailing with 5:00 to Play (0-3), Tied with 5:00 to Play (0-0), In Overtime (0-0), ISU out-rebounds opponent (6-1), Opponents out-rebound ISU (2-2), ISU has 15 or fewer Turnovers (6-1), ISU has fewer Turnovers than opp. (5-1), ISU shoots 50 Percent or Better (4-0), ISU shoots 40 Percent or Better (9-1), Opponents shoot less than 40 Percent (4-0), Opponents shoot 40 Percent or Better (5-3), ISU shoots better than Opponent (8-1), Opponent shoots better than ISU (1-2), ISU has more FG Attempts (3-2), Opponent has more FG Attempts (6-1), ISU Shoots better than 35% on 3's (7-1), ISU Attempts more 3's (4-1), Opponents Attempt more 3's (4-1), ISU has more FT Attempts (6-2), Opponent has more FT Attempts (2-1), ISU Scores 100 or More (0-0), ISU Scores 90 or More (0-0), ISU Scores 80 or More (3-0), ISU Scores 70 or More (8-0).

Table with 2 columns: Record, Count. Includes ISU Scores 60 or More (9-0), ISU Scores less than 60 (0-3), Opponent Scores 100 or More (0-0), Opponent Scores 90 or More (0-0), Opponent Scores 80 or More (0-0), Opponent Scores 70 or More (1-0), Opponent Scores 60 or More (6-3), Opponent Scores less than 60 (3-0), In Games Decided by 5 or less (1-1), In Games Decided by 6-10 Points (3-0), In Games Decided by 11-20 Points (3-1), In Games Decided by 21+ Points (2-1), Day Games (2-0), Night Games (7-3), Home Court (6-1), Away Games (1-2), Neutral Games (2-0), When ISU Scores First (4-0), When ISU Wins Tip (5-1), In November (4-2), In December (5-1), In January (0-0), In February (0-0), In March (0-0), On Sunday (1-0), On Monday (1-1), On Tuesday (2-1), On Wednesday (0-0), On Thursday (1-1), On Friday (0-0), On Saturday (4-0).



## 2004-05 GAME-BY-GAME

	Final	FG	FG%	3FG	3%	FT	FT%	O-D-T Reb.	Fouls	Assists	Turnovers	Blocks	Steals	Halftime
Penn State	73	27-56	.482	3-9	.333	16-23	.696	12-21-33	17	14	13	0	2	37
vs. ILLINOIS STATE	82	30-57	.526	8-20	.400	14-19	.737	6-23-29	18	19	10	2	6	32
ILLINOIS STATE at Marquette	32 60	10-50 22-48	.200 .458	1-16 6-16	.063 .375	11-21 10-15	.524 .667	11-17-28 11-34-45	17 21	4 14	13 18	2 6	5 2	15 38
Mississippi	52	18-48	.375	6-14	.429	10-18	.556	10-10-20	15	10	14	2	6	23
vs. ILLINOIS STATE	70	25-42	.595	7-13	.538	13-18	.722	9-23-32	16	14	18	5	7	38
Truman State	47	20-58	.345	4-14	.286	3-8	.375	11-21-32	15	8	16	1	4	19
at ILLINOIS STATE	82	31-55	.564	9-19	.474	11-17	.647	7-29-36	8	22	12	3	12	33
UT-Martin	51	17-59	.288	4-13	.308	13-17	.765	15-26-41	16	8	21	4	4	23
at ILLINOIS STATE	80	32-67	.478	12-24	.500	4-10	.400	12-29-41	15	20	12	3	12	38
Illinois-Chicago	60	23-45	.511	1-8	.125	13-16	.813	5-23-28	13	14	16	3	7	33
at ILLINOIS STATE	56	20-52	.385	7-23	.304	9-14	.643	12-18-30	18	13	16	0	9	26
St. John's	69	30-59	.508	6-14	.429	3-5	.600	7-24-31	21	16	16	5	5	31
at ILLINOIS STATE	77	26-53	.491	8-19	.421	17-28	.607	10-23-33	10	19	13	4	12	44
Alcorn State	62	25-69	.362	7-24	.292	5-11	.455	15-25-40	29	16	15	3	6	22
at ILLINOIS STATE	75	22-48	.458	6-18	.333	25-40	.625	9-32-41	15	16	16	7	10	34
Marshall	67	22-47	.468	9-23	.391	14-19	.737	7-23-30	22	15	20	4	3	36
at ILLINOIS STATE	79	28-52	.538	7-18	.389	16-26	.615	6-20-26	18	22	11	4	10	41
ILLINOIS STATE at Loyola-Chicago	73 67	24-52 27-63	.462 .429	5-19 7-21	.263 .333	20-25 6-7	.800 .857	14-22-36 15-17-32	14 21	13 11	14 11	9 3	6 7	40 35
ILLINOIS STATE at Southern Illinois*	49 61	20-43 25-56	.465 .446	5-12 4-18	.417 .222	4-17 7-9	.235 .779	8-21-29 11-22-33	15 15	14 13	20 12	1 3	6 14	23 33
SMS*	61	24-58	.414	6-14	.429	7-13	.538	14-18-32	17	10	15	4	5	27
at ILLINOIS STATE	62	23-48	.479	6-14	.429	10-14	.714	10-25-35	15	15	20	8	3	34





# Gregg Alexander<sup>2</sup>

G • 6-4 • 205 • Sr.-3L • Lincoln, Ill. (Lincoln)

### CAREER BESTS:

Points – 24 vs. Hofstra, 11-25-01  
Rebounds – 10 vs. Bradley, 2-1-03  
Assists – 10 vs. Marshall, 12-11-04  
Blocked Shots – 3 vs. Northern Iowa, 12-20-03  
Steals – 5 at Drake, 2-26-03  
Minutes – 42 vs. Hofstra, 11-25-01

### SEASON BESTS:

Points – 11 vs. Alcorn State, 12-7-04  
Rebounds – 7 vs. Tennessee-Martin, 11-27-04  
Assists – 10 vs. Marshall, 12-11-04  
Blocked Shots – 0  
Steals – 3 vs. St. John's, 12-4-04  
Minutes – 37 vs. Marshall, 12-11-04

### Last Time Out:

Returned to the floor after missing two games due to injury. Had three points in 15 minutes.

### UPDATED PLAYER NOTES:

- Returning from a severe ankle sprain which forced him to miss two games.
- Has shot 66.7 percent on threes over his last four games while shooting 8-for-12 from beyond the arch.
- Dished out a career-high 10 assists (without a turnover) against Marshall en route to his second career double-double to go along with his 10 points.

### 2004-05 GAME-BY-GAME STATISTICS

Opponent	M	FG-A	3FG-A	FT-A	O-R	PF	A	TO	BLK	S	TP
vs. Penn State <sup>^</sup>	21	2-4	2-4	0-0	0-1	3	2	1	0	2	6
at Marquette <sup>^</sup>	23	0-3	0-2	0-0	0-1	1	0	1	0	0	0
vs. Mississippi <sup>^</sup>	26	3-5	2-4	0-0	0-0	3	2	0	0	0	8
Truman State	18	3-6	2-4	0-0	0-3	2	5	1	0	1	8
UT-Martin	29	3-4	3-4	0-0	0-7	1	2	2	0	1	9
Illinois-Chicago	17	1-3	1-3	0-0	0-1	2	3	3	0	0	3
St. John's	30	2-2	2-2	3-4	0-2	2	0	0	0	3	9
Alcorn State	31	3-5	3-5	2-2	0-3	2	5	1	0	1	11
Marshall	37	3-6	2-4	2-2	2	0	10	0	0	1	10
at Loyola-Chicago											
at Southern Illinois <sup>*</sup>											
SMS <sup>*</sup>	15	1-1	1-1	0-0	0-1	0	1	2	0	0	3

**BOLD** indicates games started

<sup>^</sup> BCA Classic (Milwaukee, Wis.)

<sup>\*</sup> Missouri Valley Conference game



# Ronnie Carlwell<sup>1</sup>

C • 6-11 • 258 • Fr.-RS • Maywood, Ill. (Proviso East)

### CAREER BESTS:

Points – 7 vs. Truman State, 11-22-04  
Rebounds – 6 at Marquette, 11-15-04  
Assists – 2 vs. Tennessee-Martin, 11-27-04  
Blocked Shots – 2, four times  
Steals – 1 vs. St. John's, 12-4-04  
Minutes – 24 at Marquette, 11-15-04

### SEASON BESTS:

Points – 7 vs. Truman State, 11-22-04  
Rebounds – 6 at Marquette, 11-15-04  
Assists – 2 vs. Tennessee-Martin, 11-27-04  
Blocked Shots – 2, four times  
Steals – 1, twice  
Minutes – 24 at Marquette, 11-15-04

### Last Time Out:

Logged one minute with two personal fouls.

### UPDATED PLAYER NOTES:

- Averaging six minutes per game in the last seven games, after logging 15.2 minutes in the first five contests of the season.
- Scored a career-high seven points against Truman State.
- Played a career-high 24 minutes against Marquette and had a career best six rebounds along with three points and a pair of blocked shots.
- Scored four points in the exhibition game, including a break away dunk. Also added a blocked shot and five rebounds.
- Dropped 10 pounds and is running the floor better than he ever has.

### 2004-05 GAME-BY-GAME STATISTICS

Opponent	M	FG-A	3FG-A	FT-A	O-R	PF	A	TO	BLK	S	TP
vs. Penn State <sup>^</sup>	8	1-1	0-0	1-2	2-2	3	0	0	0	0	3
at Marquette <sup>^</sup>	24	1-2	0-0	1-3	2-6	3	1	3	2	0	3
vs. Mississippi <sup>^</sup>	16	0-1	0-0	0-0	0-1	2	1	1	2	0	0
Truman State	14	2-2	0-0	3-4	0-2	1	1	2	0	0	7
UT-Martin	14	0-2	0-0	0-0	3-5	1	2	1	2	0	0
Illinois-Chicago	6	0-1	0-0	0-0	2-3	0	0	0	0	0	0
St. John's	7	0-0	0-0	0-0	1-1	0	0	1	0	1	0
Alcorn State	6	0-0	0-0	0-0	0-0	0	0	0	2	1	0
Marshall	10	0-1	0-0	0-0	1-3	3	0	2	1	0	0
at Loyola-Chicago	8	0-2	0-0	0-0	0-2	0	0	0	0	0	0
at Southern Illinois <sup>*</sup>	4	0-1	0-0	0-0	1-1	0	0	0	0	0	0
SMS <sup>*</sup>	1	0-1	0-0	0-0	0-0	2	0	0	0	0	0

**BOLD** indicates games started

<sup>^</sup> BCA Classic (Milwaukee, Wis.)

<sup>\*</sup> Missouri Valley Conference game



**Greg Dilligard** 50  
F • 6-8 • 230 • So.-1L • Labelle, Mo. (Highland)

**CAREER BESTS:**

Points – 14 vs. Marshall, 12-11-04  
Rebounds – 11, twice  
Assists – 4 vs. SMS, 12-30-04  
Blocked Shots – 7 at Loyola-Chicago, 12-18-04  
Steals – 3, four times  
Minutes – 35, twice

**SEASON BESTS:**

Points – 14 vs. Marshall, 12-11-04  
Rebounds – 11, twice  
Assists – 4 vs. SMS, 12-30-04  
Blocked Shots – 7 at Loyola-Chicago, 12-18-04  
Steals – 3, three times  
Minutes – 35 at Loyola-Chicago, 12-18-04

**Last Time Out:**

Scored eight points, grabbed 10 rebounds, dished out four assists and had two blocks.

**UPDATED PLAYER NOTES:**

- Named State Farm MVC Player of the Week on Dec. 20 for his game at Loyola.
- Posted his first career double-double at Loyola-Chicago with 12 points and a career matching 11 rebounds. Also posted a career best seven blocks and three steals in a game that Porter Moser dubbed as “the single-best defensive performance I have ever been associated with.”
- Registered a career scoring night against Marshall with 14 points, including 12 in the first half.
- Dominated the glass against Mississippi with a career-high 11 rebounds.
- Tossed in 16 points and collected six rebounds, while dishing out a team high five assists in the exhibition win over UMSL.

**2004-05 GAME-BY-GAME STATISTICS**

Opponent	M	FG-A	3FG-A	FT-A	R	PF	A	TO	BLK	S	TP
vs. Penn State <sup>^</sup>	29	3-7	0-0	0-0	2-4	3	3	0	2	1	6
at Marquette <sup>^</sup>	30	2-4	0-0	2-4	3-3	1	0	1	0	0	6
vs. Mississippi <sup>^</sup>	32	3-3	0-0	1-1	2-9	4	1	3	3	0	7
Truman State	24	3-7	0-0	0-1	1-6	2	1	1	3	3	6
UT-Martin	25	1-4	0-0	1-4	3-6	3	2	0	1	0	3
Illinois-Chicago	25	3-5	0-0	0-2	2-4	2	0	2	0	3	6
St. John's	27	4-7	0-0	0-6	2-4	0	0	0	2	1	8
Alcorn State	25	3-5	0-0	1-2	3-7	1	1	0	2	2	7
Marshall	19	6-7	0-0	2-7	1-3	5	1	2	1	2	14
at Loyola-Chicago	35	4-5	0-0	4-7	4-11	3	1	1	7	3	12
at Southern Illinois <sup>*</sup>	31	4-6	0-0	1-2	0-4	1	1	2	1	2	9
SMS <sup>*</sup>	29	3-7	0-0	2-4	4-10	2	4	4	2	0	8

**BOLD** indicates games started

<sup>^</sup> BCA Classic (Milwaukee, Wis.)

<sup>\*</sup> Missouri Valley Conference game



**Levi Dyer** 32  
C • 6-10 • 220 • Fr.-HS • Eaton, Colo. (Eaton)

**CAREER BESTS:**

Points – 2, three times  
Rebounds – 0  
Assists – 0  
Blocked Shots – 0  
Steals – 2, twice  
Minutes – 6 at Marquette, 11-15-04

**Last Time Out:**

Did not play.

**UPDATED PLAYER NOTES:**

- Has not played in the last seven games.
- Scored his first collegiate points in the loss to Marquette.
- Played only three minutes in the exhibition versus UMSL. Scored two points and grabbed a rebound.

**2004-05 GAME-BY-GAME STATISTICS**

Opponent	M	FG-A	3FG-A	FT-A	O-R	PF	A	TO	BLK	S	TP
vs. Penn State <sup>^</sup>	0+	0-0	0-0	0-0	0-0	0	0	0	0	0	0
at Marquette <sup>^</sup>	6	1-3	0-2	0-0	0-0	0	0	0	0	0	2
vs. Mississippi <sup>^</sup>	1	0-0	0-0	0-0	0-0	0	0	0	0	0	0
Truman State	4	1-1	0-0	0-0	0-0	0	0	0	0	2	2
UT-Martin	2	1-1	0-0	0-0	0-0	0	0	1	0	2	2
Illinois-Chicago											Did not play – Coach's decision
St. John's											Did not play – Coach's decision
Alcorn State											Did not play – Coach's decision
Marshall											Did not play – Coach's decision
at Loyola-Chicago											Did not play – Coach's decision
at Southern Illinois <sup>*</sup>											Did not play – Coach's decision
SMS <sup>*</sup>											Did not play – Coach's decision

**BOLD** indicates games started

<sup>^</sup> BCA Classic (Milwaukee, Wis.)

<sup>\*</sup> Missouri Valley Conference game



**Dana Ford** 31  
G • 6-4 • 195 • Jr.-2L • Tamms, Ill. (Egyptian)

**CAREER BESTS:**

Points – 9 at Northern Iowa, 1-7-03  
Rebounds – 8 at Southern Illinois, 1-4-03  
Assists – 3, four times  
Blocked Shots – 2, twice  
Steals – 3, twice  
Minutes – 31, twice

**SEASON BESTS:**

Points – 8 vs. Truman State, 11-22-04  
Rebounds – 5 vs. Tennessee-Martin, 11-27-04  
Assists – 2, twice  
Blocked Shots – 1, twice  
Steals – 2 vs. Tennessee-Martin, 11-27-04  
Minutes – 19 vs. Illinois-Chicago, 11-30-04

**Last Time Out:**

Came off the bench with three points and four rebounds in 17 minutes.

**UPDATED PLAYER NOTES:**

- Averaging 3.7 rebounds per game over the last three outings.
- Drew two starting assignments with Gregg Alexander's injury and averaged 1.0 point and 3.5 rebounds during his starts, while averaging 16.5 minutes.
- Switched uniform numbers from No. 3 to No. 31.
- Played 10 minutes in the exhibition game without a point, but snagged a pair of rebounds.

**2004-05 GAME-BY-GAME STATISTICS**

Opponent	M	FG-A	3FG-A	FT-A	O-R	PF	A	TO	BLK	S	TP
vs. Penn State <sup>^</sup>	10	1-2	0-1	0-0	1-2	0	0	0	0	0	2
at Marquette <sup>^</sup>	13	0-3	0-2	0-0	0-2	2	0	1	0	0	0
vs. Mississippi <sup>^</sup>	8	0-0	0-0	0-0	0-1	0	0	0	0	0	0
Truman State	13	3-3	2-2	0-0	0-2	0	1	1	0	0	8
UT-Martin	8	2-3	1-2	0-0	1-5	2	0	2	0	2	5
Illinois-Chicago	19	2-8	1-4	1-2	2-3	2	0	0	0	1	6
St. John's	6	0-0	0-0	0-0	0-1	1	0	0	0	1	0
Alcorn State	8	0-1	0-0	0-1	0-2	1	1	2	1	0	0
Marshall	11	1-1	0-0	0-0	0-0	1	2	1	0	0	2
at Loyola-Chicago	17	1-5	0-3	0-0	2-3	1	1	3	1	0	2
at Southern Illinois <sup>*</sup>	16	0-0	0-0	0-2	0-4	0	2	1	0	0	0
SMS <sup>*</sup>	17	1-2	1-2	0-0	1-4	0	1	1	1	0	3

**BOLD** indicates games started

<sup>^</sup> BCA Classic (Milwaukee, Wis.)

<sup>\*</sup> Missouri Valley Conference game



**Khalif Ford** 5  
G • 6-1 • 181 • Fr.-HS • Diamond Bar, Calif. (Diamond Bar)

**CAREER BESTS:**

Points – 6 vs. Alcorn State, 12-7-04  
Rebounds – 2, twice  
Assists – 3 vs. Mississippi, 11-16-04  
Blocked Shots – 0  
Steals – 2 vs. Alcorn State, 12-7-04  
Minutes – 16 at Southern Illinois, 12-23-04

**Last Time Out:**

Played 10 minutes with two assists and one rebound.

**UPDATED PLAYER NOTES:**

- Scored the first points of his collegiate career with a career best six points against Alcorn State.
- Made his Redbird debut against Mississippi and made his presence felt in only 11 minutes of action, causing one steal, snagging two rebounds and handing out three assists.
- Had been sidelined the first three weeks with a stress fracture in his right tibia.

**2004-05 GAME-BY-GAME STATISTICS**

Opponent	M	FG-A	3FG-A	FT-A	O-R	PF	A	TO	BLK	S	TP
vs. Penn State <sup>^</sup>											
at Marquette <sup>^</sup>											
vs. Mississippi	11	0-0	0-0	0-0	0-2	1	3	1	0	1	0
Truman State											
UT-Martin	13	0-1	0-0	0-0	0-1	3	1	1	0	0	0
Illinois-Chicago	5	0-1	0-1	0-0	0-1	1	1	2	0	0	0
St. John's	3	0-0	0-0	0-0	0-1	1	0	0	0	0	0
Alcorn State	10	1-1	1-1	3-4	0-1	2	0	1	0	2	6
Marshall	11	0-0	0-0	1-4	0-0	0	1	1	0	1	1
at Loyola-Chicago	6	0-0	0-0	0-0	0-2	1	1	1	0	0	0
at Southern Illinois <sup>*</sup>	16	1-2	0-1	0-0	1-1	4	0	2	0	0	0
SMS <sup>*</sup>	10	0-1	0-1	0-0	0-1	1	2	1	0	0	0

**BOLD** indicates games started

<sup>^</sup> BCA Classic (Milwaukee, Wis.)

<sup>\*</sup> Missouri Valley Conference game



## Lorenzo Gordon 1

F • 6-7 • 245 • Jr.-TR • St. Louis, Mo. (Vashon/Mineral Area CC)

### CAREER BESTS:

Points – 26 vs. Penn State, 11-14-04  
 Rebounds – 10 vs. Mississippi, 11-16-04  
 Assists – 4 at Southern Illinois, 12-23-04  
 Blocked Shots – 2 vs. SMS, 12-30-04  
 Steals – 2, twice  
 Minutes – 34 at Southern Illinois, 12-23-04

### Last Time Out:

Led the 'Birds again offensively with 17 points and added six rebounds in 33 minutes.

### UPDATED PLAYER NOTES:

- Scored in double figures in 11-of-12 games, including 10 straight.
- Has five 20-point scoring efforts on the season.
- Named the Valley Newcomer of the Week on Nov. 22 for his effort in the BCA Classic.
- Following his three game performance at the BCA Classic, Gordon was selected to the all-tournament team. He averaged 18.3 points and seven rebounds in the three contests.
- Had a monster game against Mississippi, bringing in the first double-double of the season for the Redbirds with 22 points and 10 rebounds.
- Led the 'Birds with 26 points in his ISU debut. At one stretch, scored 18 straight points for ISU, including the first 14 of the second half.

### 2004-05 GAME-BY-GAME STATISTICS

Opponent	M	FG-A	3FG-A	FT-A	O-R	PF	A	TO	BLK	S	TP
vs. Penn State <sup>^</sup>	33	10-15	0-0	6-10	1-6	1	1	1	0	1	26
at Marquette <sup>^</sup>	21	2-9	0-0	3-7	4-5	3	0	1	0	0	7
vs. Mississippi <sup>^</sup>	31	8-13	0-0	6-11	6-4	2	1	1	0	1	22
Truman State	27	5-8	0-0	6-8	1-5	0	0	2	0	0	16
UT-Martin	24	11-20	0-0	1-2	4-4	2	1	0	0	2	23
Illinois-Chicago	27	5-8	0-0	3-4	3-6	4	0	1	0	1	13
St. John's	28	6-12	0-0	10-14	3-6	2	2	4	0	2	22
Alcorn State	29	8-14	0-0	3-7	0-7	3	0	1	1	0	19
Marshall	22	5-9	0-0	5-7	0-2	2	1	3	0	1	22
at Loyola-Chicago	27	7-11	0-0	5-6	2-6	3	0	2	0	0	19
at Southern Illinois <sup>*</sup>	34	5-12	0-0	3-9	1-4	2	4	2	0	1	13
SMS <sup>*</sup>	33	6-14	0-0	5-6	1-6	3	0	1	2	0	17

**BOLD** indicates games started

<sup>^</sup> BCA Classic (Milwaukee, Wis.)

<sup>\*</sup> Missouri Valley Conference game



## Vince Greene 11

G • 5-9 • 165 • Sr.-3L • Chicago, Ill. (Brother Rice)

### CAREER BESTS:

Points – 29 at Bradley, 2-12-03  
 Rebounds – 8 vs. Penn State, 11-14-04  
 Assists – 11 vs. Jacksonville, 12-18-02  
 Blocked Shots – 2 vs. SMS, 12-30-04  
 Steals – 7 at Evansville, 1-25-03  
 Minutes – 42 at Illinois, 1-3-04

### Last Time Out:

In 30 minutes had seven points and three assists.

### SEASON BESTS:

Points – 14 vs. Truman State, 11-22-04  
 Rebounds – 8 vs. Penn State, 11-14-04  
 Assists – 7, twice  
 Blocked Shots – 2 vs. SMS, 12-30-04  
 Steals – 2, three times  
 Minutes – 37 vs. St. John's, 12-4-04

### UPDATED PLAYER NOTES:

- Posted a career best two blocked shots against SMS.
- Logged 37 minutes with only one turnover and six assists against St. John's.
- Converted an Illinois State record 57 straight free throw attempts dating back to last season, before missing his first of the season against Illinois-Chicago
- Scored a season-high 14 points against Truman State to go along with his five assists and two steals.
- After starting his career as a Prop 48 student-athlete, he earned his fourth year of eligibility by graduating last spring.
- Finished with five points and four assists in the exhibition win over UMSL.

### 2004-05 GAME-BY-GAME STATISTICS

Opponent	M	FG-A	3FG-A	FT-A	O-R	PF	A	TO	BLK	S	TP
vs. Penn State <sup>^</sup>	30	1-4	1-4	4-4	0-8	2	6	3	0	1	7
at Marquette <sup>^</sup>	29	0-2	0-0	0-0	0-1	0	0	1	0	0	0
vs. Mississippi <sup>^</sup>	25	1-3	1-3	4-4	0-0	0	2	6	0	2	7
Truman State	30	5-8	2-4	2-2	0-2	1	5	2	0	2	14
UT-Martin	26	2-5	1-2	0-0	0-4	0	7	2	0	1	5
Illinois-Chicago	35	2-4	1-2	3-4	0-2	1	7	4	0	1	8
St. John's	37	4-9	3-7	2-2	0-3	0	6	1	0	1	13
Alcorn State	30	1-4	1-4	8-10	1-5	0	6	3	0	0	11
Marshall	29	2-4	1-3	4-4	0-1	1	4	0	0	0	9
at Loyola-Chicago	34	0-3	0-3	5-6	0-2	1	5	3	0	2	5
at Southern Illinois <sup>*</sup>	24	1-1	1-1	0-0	0-0	3	5	7	0	1	3
SMS <sup>*</sup>	30	3-6	1-3	0-0	0-2	3	3	3	2	0	7

**BOLD** indicates games started

<sup>^</sup> BCA Classic (Milwaukee, Wis.)

<sup>\*</sup> Missouri Valley Conference game



Trey Guidry 24
G • 6-2 • 195 • Sr.-2L • Baton Rouge, La. (Central/NC State)

CAREER BESTS:

Points - 27, three times
Rebounds - 8, twice
Assists - 11 at Kent State, 12-7-02
Blocked Shots - 1, seven times
Steals - 5 vs. Marshall, 12-11-04
Minutes - 38, four times

SEASON BESTS:

Points - 27 vs. Tennessee-Martin, 11-27-04
Rebounds - 8, twice
Assists - 4, three times
Blocked Shots - 1, twice
Steals - 5 vs. Marshall, 12-11-04
Minutes - 38 vs. Illinois-Chicago, 11-30-04

Last Time Out:

Tossed in 15 points on 5-for-10 shooting, including 2-of-5 on treys.

UPDATED PLAYER NOTES:

- Scored double digits in the last two games after posting single-digit efforts over a five-game stretch.
Equalled his career high with 27 points against Tennessee-Martin.
With six treys against Tennessee-Martin, now has 12 games in his career with five or more made threes.
Named to Dick Vitale's "All AT&T" team, highlighting the top five three-point shooters in the nation.
Needed only 28 minutes to drop 24 points on Mississippi in the BCA Classic.
Scored 16 points and dished out four assists in win over Penn State.
Tossed in a team high 19 points in the exhibition win over UMSL, hitting his first six field goal attempts.
Sideline during the practice against Ball State with a back injury.


2004-05 GAME-BY-GAME STATISTICS

Table with columns: Opponent, M, FG-A, 3FG-A, FT-A, O-R, PF, A, TO, BLK, S, TP. Rows include vs. Penn State, at Marquette, vs. Mississippi, Truman State, Tennessee-Martin, Illinois-Chicago, St. John's, Alcorn State, Marshall, at Loyola-Chicago, at Southern Illinois, SMS.

BOLD indicates games started

^ BCA Classic (Milwaukee, Wis.)

\* Missouri Valley Conference game



Micah Kirstein 12
G • 6-3 • 190 • So.-1L • Herscher, Ill. (Bishop McNamara)

CAREER BESTS:

Points - 0
Rebounds - 1 vs. Truman State, 11-22-04
Assists - 1 vs. Tennessee-Martin, 11-27-04
Blocked Shots - 0
Steals - 0
Minutes - 2 vs. Truman State, 11-22-04

SEASON BESTS:

Points - 0
Rebounds - 1 vs. Truman State, 11-22-04
Assists - 1 vs. Tennessee-Martin, 11-27-04
Blocked Shots - 0
Steals - 0
Minutes - 2 vs. Truman State, 11-22-04

Last Time Out:

Did not play.

UPDATED PLAYER NOTES:

- Has not seen the floor in the last seven games.
Tossed in a point in the exhibition game against UMSL.

2004-05 GAME-BY-GAME STATISTICS

Table with columns: Opponent, M, FG-A, 3FG-A, FT-A, O-R, PF, A, TO, BLK, S, TP. Rows include vs. Penn State, at Marquette, vs. Mississippi, Truman State, UT-Martin, Illinois-Chicago, St. John's, Alcorn State, Marshall, at Loyola-Chicago, at Southern Illinois, SMS.

BOLD indicates games started

^ BCA Classic (Milwaukee, Wis.)

\* Missouri Valley Conference game



**Nedu Onyeuku** **3**  
G • 6-3 • 185 • Jr.-TR • Omaha, Neb. (Creighton Prep/Iowa Western CC)

**CAREER BESTS:**

**Points** – 16 vs. Penn State, 11-14-04  
**Rebounds** – 5 at Southern Illinois, 12-23-04  
**Assists** – 4 vs. St. John's, 12-4-04  
**Blocked Shots** – 1, twice  
**Steals** – 2, twice  
**Minutes** – 26 at Southern Illinois, 12-23-04

**Last Time Out:**

In his first career start had two points in 20 minutes with four turnovers.


**UPDATED PLAYER NOTES:**

- Earned his first career start against SMS.
- Had back-to-back double digit games with 10 points at both Loyola and Southern Illinois.
- Dished out a career-high four assists against St. John's including an electrifying behind-the-back pass to Lorenzo Gordon on a fast break.
- Poured in a career-high 16 points in the season opening win over Penn State. Shot 6-for-9 from the field and 3-of-6 on treys.

**2004-05 GAME-BY-GAME STATISTICS**

Opponent	M	FG-A	3FG-A	FT-A	O-R	PF	A	TO	BLK	S	TP
vs. Penn State <sup>^</sup>	15	6-9	3-6	1-1	0-0	4	2	2	0	0	16
at Marquette <sup>^</sup>	19	3-13	1-5	1-1	1-4	4	0	2	0	2	8
vs. Mississippi <sup>^</sup>	19	1-4	0-1	0-0	0-2	3	1	3	0	2	2
Truman State	20	3-8	0-2	0-0	0-0	0	2	1	0	0	6
UT-Martin	9	0-3	0-1	0-0	0-2	0	0	0	0	1	0
Illinois-Chicago	6	1-3	0-2	0-0	0-2	2	0	1	0	0	2
St. John's	10	2-4	1-2	0-0	0-1	1	4	2	0	1	5
Alcorn State	22	1-5	0-2	4-5	2-2	1	2	4	1	1	6
Marshall	Did not play – Coach's suspension										
at Loyola-Chicago	19	3-5	2-3	2-2	1-2	0	0	2	1	1	10
at Southern Illinois*	26	4-6	2-3	0-0	1-5	2	2	0	0	0	10
<b>SMS*</b>	<b>20</b>	<b>1-2</b>	<b>0-1</b>	<b>0-0</b>	<b>0-0</b>	<b>0</b>	<b>0</b>	<b>4</b>	<b>0</b>	<b>0</b>	<b>2</b>

**BOLD** indicates games started  
<sup>^</sup> BCA Classic (Milwaukee, Wis.)  
 \* Missouri Valley Conference game



**Neil Plank** **25**  
G/F • 6-5 • 208 • Jr.-1L • Mt. Zion, Ill. (Mt. Zion/Wisconsin)

**CAREER BESTS:**

**Points** – 21, twice  
**Rebounds** – 11 vs. Southern Illinois, 1-21-04  
**Assists** – 6 vs. Florida A&M, 11-23-03  
**Blocked Shots** – 1, four times  
**Steals** – 5 vs. Florida A&M, 11-23-03  
**Minutes** – 41 vs. Western Kentucky, 12-16-03

**SEASON BESTS:**

**Points** – 21 vs. Marshall, 12-11-04  
**Rebounds** – 8 vs. Marshall, 12-11-04  
**Assists** – 3, twice  
**Blocked Shots** – 1, three times  
**Steals** – 2 vs. Alcorn State, 12-7-04  
**Minutes** – 28 vs. Marshall, 12-11-04

**Last Time Out:**

Tossed in seven points and grabbed seven boards in 20 minutes of action.


**UPDATED PLAYER NOTES:**

- Named Prairie Farms/MVC Scholar-Athlete of the Week on Dec. 13 and Dec. 20.
- Has had three double-digit scoring games in the last six.
- Equaled his career best with 21 points on 8-for-11 shooting to pace the 'Birds over Marshall. Also added a season high eight rebounds.
- Was nearly perfect from the floor against St. John's with 14 points on 5-for-6 shooting. Also chipped in three boards, three assists and a steal.

**2004-05 GAME-BY-GAME STATISTICS**

Opponent	M	FG-A	3FG-A	FT-A	O-R	PF	A	TO	BLK	S	TP
vs. Penn State <sup>^</sup>	21	0-3	0-2	0-0	0-2	0	1	2	0	0	0
at Marquette <sup>^</sup>	Did not play – Injured										
vs. Mississippi	Did not play – Injured										
Truman State	15	2-3	1-1	0-0	1-4	0	2	0	0	1	5
UT-Martin	18	2-5	1-3	1-2	0-2	2	2	1	0	1	6
Illinois-Chicago	22	3-6	1-1	2-2	2-3	2	1	1	0	1	9
St. John's	18	5-6	2-2	2-2	1-3	0	3	2	1	1	14
Alcorn State	20	1-5	0-2	3-6	2-6	1	0	0	0	2	5
Marshall	28	8-11	3-5	2-2	2-8	4	2	0	1	0	21
at Loyola-Chicago	27	6-10	2-4	2-2	1-3	2	2	1	0	0	16
at Southern Illinois*	15	1-2	0-1	0-3	2-5	0	0	3	0	0	2
Creighton*	20	3-4	1-1	0-0	2-7	0	3	2	1	1	7

**BOLD** indicates games started  
<sup>^</sup> BCA Classic (Milwaukee, Wis.)  
 \* Missouri Valley Conference game



# Travis Wallace 14

G • 6-0 • 175 • Jr.-TR • St. Louis, Mo. (Jennings/Meramec)

### CAREER BESTS:

- Points – 0
- Rebounds – 2 at Marquette, 11-15-04
- Assists – 1, three times
- Blocked Shots – 0
- Steals – 3 at Marquette, 11-15-04
- Minutes – 11 at Marquette, 11-15-04

Last Time Out:  
Did not play.

### UPDATED PLAYER NOTES:

- Has not played in the last seven games.
- Saw 11 minutes of action against Marquette spotting point guard Vince Greene.
- Played two minutes in the exhibition game against UMSL and finished with two points.

### 2004-05 GAME-BY-GAME STATISTICS

Opponent	M	FG-A	3FG-A	FT-A	O-R	PF	A	TO	BLK	S	TP
vs. Penn State <sup>^</sup>	0+	0-0	0-0	0-0	0-0	0	0	0	0	0	0
at Marquette <sup>^</sup>	11	0-0	0-0	0-2	1-2	0	1	0	0	3	0
vs. Mississippi <sup>^</sup>	3	0-0	0-0	0-0	0-1	0	1	0	0	0	0
Truman State	6	0-0	0-0	0-2	0-1	0	1	0	0	1	0
UT-Martin	1	0-0	0-0	0-0	0-0	0	0	0	0	0	0
Illinois-Chicago											
St. John's											
Alcorn State											
Marshall											
at Loyola-Chicago											
at Southern Illinois <sup>*</sup>											
SMS <sup>*</sup>											

Did not play – Coach's decision  
 Did not play – Coach's decision  
 Did not play – Coach's decision  
 Did not play – Coach's decision  
 Did not play – Coach's decision  
 Did not play – Coach's decision  
 Did not play – Coach's decision

**BOLD** indicates games started

<sup>^</sup> BCA Classic (Milwaukee, Wis.)

<sup>\*</sup> Missouri Valley Conference game







GAME 3

Redbirds Roll Over the Rebels

MILWAUKEE, Wis. – What a difference a day makes – especially when it comes to field goal shooting for the Illinois State basketball team.

It looked like ISU's shooting woes were going to continue after missing its first two shots of the game, but then the Redbirds (2-1) hit five straight field goals that initiated a 25-10 run to open the game.

Ole Miss (1-2) closed the gap to 29-21, but the Redbirds rallied with a 9-2 run and finished the half with a 38-23 lead.

Guidry finished with a game-high 24 points on 9-for-12 shooting, including 4-of-5 on treys. Gordon tossed in his first career double-double with 22 points and 10 rebounds, while Greg Dilligard chipped in 11 boards and seven points.

Ole Miss was led by Bam Doayne's 11 points and he was the only Rebel in double figures. Illinois State finished the BCA Classic with a third-place title and wins over both the Big Ten and South-eastern Conference.

ILLINOIS STATE 70, Mississippi 52

November 15, 2004 • Bradley Center

Table with 7 columns: Player, Min, FG-A, FT-A, O-REB, A, PF, TP. Lists stats for Illinois State players like Gordon, Dilligard, Alexander, etc.

Team Pct.: FG - .595; FT - .722
3-Pt.: 6-13, .538 (Alexander 2-4, Greene 1-3, Guidry 4-5, Onyeuku 0-1)
Blocks: 5 (Dilligard 3, Carlwell 2)
Turnovers: 18 (Gordon 1, Dilligard 3, Greene 6, Guidry 2, Onyeuku 3, K. Ford 1, Carlwell 1)
Steals: 7 (Gordon 1, Greene 2, Guidry 1, Onyeuku 2, K. Ford 1)

Table with 7 columns: Player, Min, FG-A, FT-A, O-REB, A, PF, TP. Lists stats for Mississippi players like Moore, Rhodes, Abernathy, etc.

Team Pct.: FG - .375; FT - .556
3-Pt.: 6-14, .429 (Abernathy 0-1, Nolen 1-2, Smith 0-1, Fox 2-5, Johnson 1-2, Patterson 0-1, Doyne 2-2)
Blocks: 2 (Fox 1, Jackson 1)
Turnovers: 14 (Rhodes 2, Abernathy 4, Glass 1, Fox 1, Johnson 1, Doyne 1, Eddie 2, Jackson 2)
Steals: 6 (Rhodes 2, Abernathy 1, Nolen 2, Parnell 1)

Officials: Zeldon Steed, William Humes, David Guthrie
Attendance: 8744
Halftime Score: Mississippi 52, ILLINOIS STATE 70

GAME 4

Second Half Run Gives 'Birds 82-47 Win

NORMAL, Ill. – A Gregg Alexander three-pointer ignited a 14-0 second half run that helped lead the Illinois State basketball team to an 82-47 victory over Truman State in the team's home opener Monday night.

The Redbirds (3-1) were led again by the stellar play of Lorenzo Gordon, who had 16 points and 5 rebounds, while Vince Greene chipped in 14 points and 5 assists.

The Redbirds jumped out to an early 8-0 lead thanks to a lay-up by Gordon and three-pointers from Trey Guidry (10 points) and Alexander (8 points).

Illinois State extended its lead to 14 at halftime, 33-19, with Gordon and Greene each chipping in 10 points apiece.

The Redbird lead extended even further in the second half. Neil Plank's three-pointer and Greg Dilligard's lay-up made the score 44-23, but Truman State answered with a 10-0 run of their own with Matt Brock and Austin Kirby each hitting a three during that stretch.

Alexander's basket started the 14-0 run for the 'Birds and they never looked back. Dilligard's dunk off his own steal ignited the Redbird Arena crowd and gave the home team a 58-33 advantage. Mike Oppland's 12 points led Truman State.

ILLINOIS STATE 82, Truman State 47

November 22, 2004 • Redbird Arena

Table with 7 columns: Player, Min, FG-A, FT-A, O-REB, A, PF, TP. Lists stats for Truman State players like Oppland, Agbo, Sodemann, etc.

Team Pct.: FG - .345; FT - .375
3-Pt.: 4-14, .286 (Sodemann 1-2, Kirby 1-4, Lindsey 0-1, G. Welker 0-1, Certa 0-1, Brock 2-5)
Blocks: 1 (Lindsey 1)
Turnovers: 16 (Oppland 4, Agbo 3, Sodemann 1, Lindsey 2, Hatcher 1, Calmes 1, Hardy 3, Ogle 1)
Steals: 4 (Agbo 1, Lindsey 1, Calmes 1, Hardy 1)

Table with 7 columns: Player, Min, FG-A, FT-A, O-REB, A, PF, TP. Lists stats for Illinois State players like Gordon, Dilligard, Alexander, etc.

Team Pct.: FG - .564; FT - .647
3-Pt.: 9-19, .474 (Alexander 2-4, Greene 2-4, Guidry 2-6, Onyeuku 0-2, Plank 1-1, D. Ford 2-2)
Blocks: 3 (Dilligard 3)
Turnovers: 12 (Gordon 2, Dilligard 1, Alexander 1, Greene 2, Guidry 1, Onyeuku 1, D. Ford 1, Carlwell 2, Team 1)
Steals: 12 (Dilligard 3, Alexander 1, Greene 2, Guidry 2, Wallace 1, Plank 1, Dyer 2)

Officials: Eddie Jackson, Tim Hutchinson, Mark Mayhood
Attendance: 4127
Halftime Score: ILLINOIS STATE 33, Truman State 19

GAME 5

'Birds Ground Skyhawks

NORMAL, Ill. – Trey Guidry matched a career high with 27 points and Lorenzo Gordon chipped in 23 as Illinois State pounded Tennessee-Martin 80-51 Saturday afternoon at Redbird Arena.

ISU enjoyed the friendly rims of Redbird Arena, as they shot 32-67 (.478) from the field, including a 12-24 showing from beyond the arc. The Redbirds also dished out over 20 assists for the second consecutive game.

Illinois State (4-1) came out strong as they rode the hot hands of Guidry and Gordon to a 17-4 lead to open the game. The duo each had seven of the Redbirds' first 17 points as they combined for 17 first half points.

The Skyhawks (1-2) would cut the deficit to five, 23-18, with just over eight minutes to go, however the 'Birds finished the first frame the way they started, closing out the half on a 9-0 run to take a 38-23 lead into the locker room.

Tenn.-Martin would get the lead down to 13 early in the second half, but a 13-3 Illinois State run capped by a Guidry three gave the 'Birds a 23-point advantage and closed the door on any thoughts of a Skyhawk comeback. The Redbirds would stretch their lead up to as many as 29 during the second half.

ILLINOIS STATE 80, Tennessee-Martin 51

November 27, 2004 • Redbird Arena

Table with 7 columns: Player, Min, FG-A, FT-A, O-REB, A, PF, TP. Lists stats for UT-Martin players like Newson, Thompson, Woodfork, etc.

Team Pct.: FG - .288; FT - .765
3-Pt.: 4-13, .308 (Newson 1-1, Bullock 2-7, George 1-2, Ferrell 0-1, Flatt 0-2)
Blocks: 4 (Thompson 2, Lewis 2)
Turnovers: 21 (Newson 2, Thompson 3, Woodfork 1, Bullock 1, Ford 5, George 2, Lewis 2, Ferrell 1, Flatt 2, Carter 2)
Steals: 4 (Bullock 2, Lewis 2)

Table with 7 columns: Player, Min, FG-A, FT-A, O-REB, A, PF, TP. Lists stats for Illinois State players like Gordon, Dilligard, Alexander, etc.

Team Pct.: FG - .478; FT - .400
3-Pt.: 12-24, .500 (Alexander 3-4, Greene 1-2, Guidry 6-12, Onyeuku 0-1, Plank 1-3, D. Ford 1-2)
Blocks: 3 (Dilligard 1, Carlwell 2)
Turnovers: 12 (Alexander 2, Greene 2, Guidry 2, K. Ford 1, Plank, D. Ford 2, Dyer 1, Carlwell 1)
Steals: 12 (Gordon 2, Alexander 1, Greene 1, Guidry 2, Onyeuku 1, Plank 1, D. Ford 2, Dyer 2)

Officials: Jerry Seibert, Scott Fruehling, Kerry Campbell
Attendance: 4051
Halftime Score: ILLINOIS STATE 38, Tennessee-Martin 23





GAME 9

Four Double Digit Scorers Lead ISU Over Marshall

NORMAL, Ill. - Neil Plank tied a career high with 21 points, Greg Dilligard set a new career high with 14 points and Gregg Alexander had 10 points and 10 assists, as a total team effort propelled Illinois State to a 79-67 win over Marshall in front of 6,689 fans Saturday night at Redbird Arena.

With the win, Illinois State (7-2) concludes a six-game homestand, in which they won five of their six contests. The loss drops the Thundering Herd of Marshall to 1-5 on the year.

The Redbirds did not get out of the gate well, falling behind 10-0 after the first two and a half minutes of play. After Illinois State cut the deficit to eight at 16-8, Plank and Dilligard would then go on a 9-0 run, giving ISU its first lead of the game at 17-16 at the 10:39 mark. The duo continued to shine in the first half as Plank had 18 and Dilligard had 12 at the break. It only took Dilligard 11 minutes to best his previous career high of 10 points and the Redbirds led 41-36 at the break.

In the second half, Lorenzo Gordon scored eight of the first 11 ISU points after only playing four minutes in the first half. As Marshall got within seven at 59-52, the Birds went on a 10-0 run, punctuated by a thunderous Dilligard dunk at the 6:28 mark, giving ISU their biggest lead of the game at 69-52. After the scoring spurt, Illinois State never let the lead dip below 12, finishing with the 79-67 win.

The Redbirds dominated the game in the paint, as they outscored Marshall 40-20 inside. In addition, after opening the game missing its first five shots, ISU ended the game shooting 54 percent from the field.

Tre Whitted and David Anderson paced Marshall with 13 points each.

ILLINOIS STATE 79, Marshall 67

December 11, 2004 • Redbird Arena

Table with columns: Marshall, Min., FG-A, FT-A, O-REB, A, PF, TP. Lists player stats for Marshall and totals.

Team Pct.: FG - .468; FT - .737

3-Pt.: 9-23, .391 (Patton 1-1, Hamilton 1, Whitted 1, Carter 1, Lamb 0-2, Bunch 0-1, Dawn 2-4, Wohlleb 1-2)

Blocks: 4 (Anderson 1, Hamilton 1, Whitted 1, Carter 1)

Turnovers: 20 (Anderson 1, Patton 1, Hamilton 5, Miles 6, Whitted 3, Bunch 1, Dawn 2, Carter 1)

Steals: 3 (Anderson 1, Patton 1, Lamb 1)

Table with columns: ILLINOIS STATE, Min., FG-A, FT-A, O-REB, A, PF, TP. Lists player stats for Illinois State and totals.

Team Pct.: FG - .538; FT - .615

3-Pt.: 7-18, .389 (Alexander 2-4, Greene 1-3, Guidry 1-6, Plank 3-5)

Blocks: 4 (Dilligard 1, Guidry 1, Plank 1, Carlwell 1)

Turnovers: 11 (Gordon 3, Dilligard 2, Guidry 2, K. Ford 1, D. Ford 1, Carlwell 2)

Steals: 10 (Gordon 1, Dilligard 2, Alexander 1, Guidry 5, K. Ford 1)

Officials: Sid Rodeheffer, Keith Herring, Dave Cronin

Attendance: 6,689

Halftime Score: ILLINOIS STATE 79, Marshall 67

GAME 10

Birds, Dilligard Stuffs Loyola, 73-67

CHICAGO - Sophomore Greg Dilligard posted his first career double-double and swatted a career best seven blocked shots to lead Illinois State to a 73-67 non-conference victory over Loyola at the Joseph J. Gentile Center Saturday afternoon.

With the victory the Redbirds improved to 8-2 on the season, while the Ramblers fell to 2-7 on the year.

Illinois State overcame an 11-point first half deficit, after trailing 18-7 with 14:31 left in the initial stanza. The Redbirds used a 13-4 first half run, including five points by Nedu Onyeuku, to close within two points at 22-20. ISU took its first lead of the game 29-28 at the 3:59 mark on Lorenzo Gordon's second of two free throws. A Neil Plank three-pointer pushed the Redbird lead to five as ISU took a 40-35 advantage at the break.

The Birds jumped out to a nine-point lead to open the second half on back-to-back baskets by Gordon and Dana Ford. Loyola responded with a 20-7 run and wrestled away the lead to take control 55-51 with 10:29 left in the game. After four ties in the next seven minutes, back-to-back baskets by Plank and Trey Guidry gave ISU a 67-63 lead and the Redbirds hit 6-of-8 free throws to seal the win.

Gordon led the Redbirds with 19 points, while Dilligard chipped in 12 points to go along with his 11 rebounds and seven blocked shots. Plank and Onyeuku came off the bench to score 16 and 10 respectively.

Dave Telander led Loyola with 19 points, Blake Schlib tossed in 16 and Pierre Parker finished with 12.

ILLINOIS STATE 73, Loyola-Chicago 67

December 18, 2004 • Joesph J. Gentile Center

Table with columns: ILLINOIS STATE, Min., FG-A, FT-A, O-REB, A, PF, TP. Lists player stats for Illinois State and totals.

Team Pct.: FG - .462; FT - .800

3-Pt.: 5-19, .263 (Greene 0-3, Guidry 1-6, D. Ford 0-3, Onyeuku 2-3, Plank 2-4)

Blocks: 9 (Dilligard 7, D. Ford 1, Onyeuku 1)

Turnovers: 14 (Gordon 2, Dilligard 1, Greene 3, Guidry 1, D. Ford 3, Onyeuku 2, K. Ford 1, Plank 1)

Steals: 6 (Dilligard 3, Greene 2, Onyeuku 1)

Table with columns: Loyola-Chicago, Min., FG-A, FT-A, O-REB, A, PF, TP. Lists player stats for Loyola-Chicago and totals.

Team Pct.: FG - .429; FT - .857

3-Pt.: 7-21, .333 (Schlib 1-3, Parker 0-4, Telander 4-8, Kou 1-4, Levin 1-2)

Blocks: 3 (Smith 1, Blair 1)

Turnovers: 11 (Schlib 1, Smith 4, Blair 2, Kou 1, Levin 2, Team 1)

Steals: 7 (Schlib 1, Blair 1, Parker 1, Telander 3, Levin 1)

Officials: Ron Berkholtz, Dave Draucker, Paul Kastor

Attendance: 3,871

Halftime Score: ILLINOIS STATE 40, Loyola-Chicago 35

GAME 11

Redbird Comeback Falls Short at SIU

CARBONDALE, Ill. - Junior Lorenzo Gordon's ninth straight double-digit game wasn't enough for Illinois State as the physical guard play of Southern Illinois forced 20 Redbird turnovers en route to a 61-49 Missouri Valley Conference victory at SIU Arena Thursday night.

The Redbirds (8-3, 0-1) trailed by as much as 13 points in the second half, but closed within six points twice with less than six minutes in the game. Gordon hit a jumper at the 5:24 mark to close within 51-45, but a pair of free throws by Darren Brooks and a jumper by Jamal Tatum pushed the lead back to 10 points at 55-45. Gordon scored four straight ISU points to make the score 55-49, but SIU (9-2, 1-0) closed out the game with six straight points to close the game.

For the third time in the last three games the Redbirds fell behind by double digits in the first half. With the game knotted at 6-6, SIU went on a 11-0 run, including five points by Tony Young, to take a 17-6 lead with 12:34 left in the initial stanza. The Redbirds were able to get within five points at 27-22, but the Salukis closed out the half with a 6-1 spurt to take a 33-23 lead at the intermission.

In addition to the turnovers, Illinois State shot 4-for-17 (.235) from the free throw line but was still able to make it close in the second half by holding SIU to 39.3 percent shooting in the second stanza. Gordon finished with 13 points, while Trey Guidry and Nedu Onyeuku each finished with 10 points apiece.

Brooks led the Salukis with a game high 16 points and Young chipped in 12 off the bench.

Southern Illinois 61, ILLINOIS STATE 49

December 23, 2004 • SIU Arena

Table with columns: ILLINOIS STATE, Min., FG-A, FT-A, O-REB, A, PF, TP. Lists player stats for Illinois State and totals.

Team Pct.: FG - .465; FT - .235

3-Pt.: (5-12, .417 (Greene 1-1, Guidry 2-6, Onyeuku 2-3, K. Ford 0-1, Plank 0-1)

Blocks: 1 (Dilligard 1)

Turnovers: 20 (Gordon 2, Dilligard 2, Greene 7, Guidry 2, D. Ford 1, Onyeuku 2, K. Ford 3, Team 1)

Steals: 6 (Gordon 1, Dilligard 2, Greene 1, Guidry 2)

Table with columns: Southern Illinois, Min., FG-A, FT-A, O-REB, A, PF, TP. Lists player stats for Southern Illinois and totals.

Team Pct.: FG - .446; FT - .778

3-Pt.: 4-18, .222 (Brooks 0-2, Tatum 1-8, Hairston 0-3, Falker 1-2, Young 2-3)

Blocks: 3 (Smith 1, Blair 1, Kou 1)

Turnovers: 12 (Owen 2, Brooks 2, Tatum 2, Hairston 2, Shaw 1, Team 3)

Steals: 14 (Owen 4, Brooks 2, Tatum 3, Young 5)

Officials: J.D. Collins, Eddie Jackson, Steven Skiles

Attendance: 5,729

Halftime Score: Southern Illinois 33, ILLINOIS STATE 23



## GAME 12

### *Birds Top SMS 62-61; Win Valley Home Opener*

**NORMAL, Ill.** – Trey Guidry's two free throws with four seconds left gave the Illinois State basketball team a comfortable four point lead late in the game, resulting in a 62-61 win over SMS Thursday night at Redbird Arena.

Illinois State won its first Missouri Valley Conference game of the season and extended its overall record to 9-3, 1-1 in the Valley.

Neil Plank's three-pointer with six seconds left in the first half gave Illinois State a 34-27 lead at intermission thanks to 11 SMS turnovers and a Redbird shooting percentage of 52 percent from the field. The Redbirds finished the game shooting 48 percent. Gordon led the way with 14 first half points and three rebounds.

The Bears tied the game 36-36 on a three-pointer by Deke Thompson (15 points) with 16 minutes left. Illinois State held onto the lead however, with a jumper by Plank and lay-up by Trey Guidry (15 points), making the score 40-36.

With the Redbirds leading 48-44, Plank ignited the home crowd with a three-pointer at the 4:50 mark in the second half, giving his team a 51-44 lead. Vince Greene extended that lead on a three of his own, with the basket coming after Greene recorded only the second block of his career, this one coming against Thompson.

Thompson cut the Illinois State lead to two at 57-55 after his steal led to a fast-break lay-up. After Guidry, Greg Dilligard (8 points) and Gordon each split a pair of free throws to make the score 60-55, Tyler Chaney hit a three with six seconds remaining, cutting the lead to 60-58. But Guidry calmly sank his two free throws to extend the lead up to four. Chaney knocked down another three as time ran out for the game's final score.

#### ILLINOIS STATE 62, SMS 61

December 30, 2004 • Redbird Arena

SMS	Min.	FG-A	FT-A	O-REB	A	PF	TP
Chaney, f	32	5-11	1-2	0-2	2	1	13
Easley, f	28	5-12	0-0	4-8	1	1	10
Maclin, c	25	3-8	0-3	6-11	2	4	6
Thompson, g	27	6-11	0-0	0-2	0	1	15
Shavies, g	28	2-7	5-6	0-2	2	4	9
Bilyeu	8	1-1	1-2	1-1	1	1	3
Richards	11	0-1	0-0	0-2	0	2	0
Nicholson	2	0-1	0-0	0-0	0	0	0
Ahearn	20	1-4	0-0	0-0	2	0	3
Mitchell	10	1-1	0-0	0-1	0	1	2
Fisher	3	0-0	0-0	0-0	0	0	0
Frazier	6	0-1	0-0	1-1	0	2	0
<b>Totals</b>	<b>200</b>	<b>24-58</b>	<b>7-13</b>	<b>14-32</b>	<b>10</b>	<b>17</b>	<b>61</b>

**Team Pct.:** FG – .414; FT – .538

**3-Pt.:** 6-14, .429 (Chaney 2-5, Thompson 3-5, Shavies 0-1, Nicholson 0-1, Ahearn 1-2)

**Blocks:** 4 (Easley 1, Maclin 1, Richards 2)

**Turnovers:** 15 (Chaney 1, Easley 3, Maclin 1, Shavies 4, Bilyeu 2, Nicholson 1, Ahearn 1, Fisher 2)

**Steals:** 5 (Easley 1, Maclin 1, Thompson 2, Shavies 1)

ILLINOIS STATE	Min.	FG-A	FT-A	O-REB	A	PF	TP
Gordon, f	33	6-14	5-6	1-6	0	3	17
Dilligard, f	29	3-7	2-4	4-10	4	2	8
Onyeuku, g	20	1-2	0-0	0-0	0	0	2
Greene, g	30	3-6	0-0	0-2	3	3	7
Guidry, g	25	5-10	3-4	0-0	1	4	15
Alexander	15	1-1	0-0	0-1	1	0	3
K. Ford	10	0-1	0-0	0-1	2	1	0
Plank	20	3-4	0-0	2-7	3	0	7
D. Ford	17	1-2	0-0	1-4	1	0	3
Carlwell	1	0-1	0-0	0-0	0	2	0
<b>Totals</b>	<b>200</b>	<b>23-48</b>	<b>10-14</b>	<b>10-35</b>	<b>15</b>	<b>15</b>	<b>62</b>

**Team Pct.:** FG – .479; FT – .714

**3-Pt.:** 6-14, .429 (Onyeuku 0-1, Greene 1-3, Guidry 2-5, Alexander 1-1, K. Ford 0-1, Plank 1-1, D. Ford 1-2)

**Blocks:** 8 (Gordon 2, Dilligard 2, Greene 2, Plank 1, D. Ford 1)

**Turnovers:** 20 (Gordon 1, Dilligard 4, Onyeuku 4, Greene 3, Guidry 2, Alexander 2, K. Ford 1, Plank 2, D. Ford 1)

**Steals:** 3 (Guidry 2, Plank 1)

**Officials:** Gerry Pollard, Dave Draucker, John Moore

**Attendance:** 5,965

**Halftime Score:** ILLINOIS STATE 34, SMS 27