



# Redbird Basketball

## GAME NOTES

Contact: Todd Kober, Assistant Athletics Director/Media Relations • 309/438-3805 • Fax: 309/438-5634 • Cell: 309/310-7112 • gtkober@ilstu.edu

### ILLINOIS STATE SCHEDULE

Date	Opponent (TV)	Time/Result
11/3	MISSOURI-ST. LOUIS (EX)	W, 84-55
11/14	vs. Penn State <sup>A</sup>	W, 82-73
11/15	@ Marquette <sup>A</sup>	L, 60-32
11/16	vs. Mississippi <sup>A</sup>	W, 70-52
11/22	TRUMAN STATE	W, 82-47
11/27	TENNESSEE-MARTIN	W, 80-51
11/30	ILLINOIS-CHICAGO	L, 60-56

12/4	ST. JOHN'S	W, 77-69
12/7	ALCORN STATE	W, 75-62
12/11	MARSHALL	W, 79-67
12/18	@ Loyola-Chicago	W, 73-67
12/23	@ Southern Illinois*	L, 61-49
12/30	SMS*	W, 62-61

1/3	@ Northern Iowa* (Valley-TV)	L, 75-55
1/6	INDIANA STATE*	W, 62-61
1/9	@ Evansville*	L, 69-61
1/15	DRAKE*	W, 74-61
1/19	@ Indiana State* (WMBD)	W, 73-69
1/22	@ Creighton* (WMBD)	7:05 p.m.

**Bird Bit:** Illinois State has only won one of the last 12 meetings against Creighton, including dropping the last eight meetings.

1/25	EVANSVILLE*	7:05 p.m.
1/29	@ Wichita State* (Valley-TV)	6:05 p.m.

2/1	@ Drake*	7:05 p.m.
2/5	BRADLEY* (WMBD)	4:05 p.m.
2/10	WICHITA STATE*	7:05 p.m.
2/12	NORTHERN IOWA* (WMBD)	4:05 p.m.
2/16	SOUTHERN ILLINOIS*	7:05 p.m.
2/19	@ ESPN Bracket Buster III (ESPN)	TBA
2/23	@ Bradley* (WEEK)	7:35 p.m.
2/26	@ SMS*%	TBA
2/28	CREIGHTON*%	TBA

3/4-7	@ State Farm MVC Tournament#	TBA
-------	------------------------------	-----

All times listed are CST

Home games in CAPS

<sup>A</sup>BCA Classic, Milwaukee, Wis.

\*Missouri Valley Conference game

%Missouri Valley Conference Wildcard game

#Savvis Center • St. Louis, Mo.

### ILLINOIS STATE MEDIA RELATIONS

Basketball SID: Todd Kober

Office Phone: 309/438-3805

Fax: 309/438-5634

Cell Phone: 309/310-7112

Home Phone: 309/454-3048

E-mail: gtkober@ilstu.edu

- or -

Graduate Assistant: Aaron Johnston

Office: 309/438-3598

Cell: 309/287-4777

E-Mail: acjohns3@ilstu.edu

[www.redbirds.org](http://www.redbirds.org)

REDBIRD ARENA TICKET OFFICE

309/438-8000

# 18 GAME



ILLINOIS STATE REDBIRDS (12-5, 4-3)

AT



CREIGHTON BLUEJAYS (12-6, 4-3)

Saturday, January 22, 2005 • 7:05 p.m. CST  
Qwest Center OMAHA™ (15,500) • Omaha, Neb.

### THE GAME FACTS

The Probable Starters:

ILLINOIS STATE REDBIRDS ▶ ▶ ▶



**1**  
Lorenzo Gordon

▶ Forward

Jr.-TR • 6-7 • 245

St. Louis, Mo.

PPG RPG APG

18.4 6.4 1.1



**2**  
Gregg Alexander

▶ Guard

Sr.-3L • 6-4 • 205

Lincoln, Ill.

PPG RPG APG

6.3 2.7 2.5



**11**  
Vince Greene

▶ Guard

Sr.-3L • 5-9 • 165

Chicago, Ill.

PPG RPG APG

7.8 2.2 4.6



**24**  
Trey Guidry

▶ Guard

Sr.-2L • 6-2 • 195

Baton Rouge, La.

PPG RPG APG

12.7 2.9 2.0



**50**  
Greg Dilligard

▶ Forward

So.-1L • 6-8 • 230

Labelle, Mo.

PPG RPG BPG

6.8 5.4 1.8

CREIGHTON BLUEJAYS ▶ ▶ ▶

	ppg	rpg	apg
F 50 Dane Watts	6-8	225	Fr. Warrensburg, Mo. 8.1 2.9 0.3
C 1 Jeffrey Day	6-9	230	Jr. Seattle, Wash. 5.3 3.7 1.5*
G 10 Nate Funk	6-3	195	Jr. Sioux City, Iowa 171 5.5 2.6
G 11 Johnny Mathies	6-0	165	Jr. Louisville, Ky. 9.4 2.7 1.8
G 24 Tyler McKinney	6-1	185	Sr. Urbandale, Iowa 5.1 2.5 5.4

\* indicates blocks per game

**About The Game:** Tonight's game will separate a tie for fourth place in the Valley race. Both teams enter with 4-3 league marks and are coming off of back-to-back wins, including elusive victories on the road. The Bluejays enter the contest with a 6-3 home mark, while the Redbirds are 2-4 on the road.

**Series History:** Today is the 51st meeting between the two schools and Illinois State leads the series 31-19.

**Radio:** Dick Luedke, play-by-play; Mike Matthews, color; Bruce Evans, sideline (home only) and Russ Eisenstein, studio host. Affiliates: WJBC (AM 1230/Bloomington), flagship; WBIG (AM 1280/Aurora), WJEZ (FM 98.9/Dwight), WDID (AM 1510/Highland), WZOE (AM 1490/Princeton) and WFMB (AM 1450/Springfield). All Redbird broadcasts, including Porter Moser's weekly call-in show, which generally airs each Thursday from 6:07-7 pm, depending on the schedule, can be heard via the Internet at [www.redbirds.org](http://www.redbirds.org).

**Television:** Tonight's game is being televised by WMBD (CBS-31). Kurt Pegler provides the play-by-play, while former Redbird Matt Taphorn serves as the color analyst. Satellite coordinates for the broadcast are AMC 9 K08 downlink: 11860 H.

### THE COACHES

**Porter Moser** (Creighton '90) owns a 76-58 (.567) career mark in his second season at Illinois State, including a 22-24 (.478) record with the Redbirds. Prior to guiding the 'Birds, Moser served three seasons at Arkansas-Little Rock in his first head coaching position. Moser is assisted by Chris Jans, Daniyal Robinson and Brian Barone.

**Dana Altman** (Eastern New Mexico '80) is in his 11th season at Creighton and owns a 207-115 (.643) record with the Bluejays. He boasts a 290-182 (.614) career record that includes a four-year stint at Kansas State and a one-year stint at Marshall in his 16-year coaching career. He is assisted by Greg Gensing, Brian Fish and Darian DeVries.



## TALE OF THE TAPE



	12-5/4-3	12-6/4-3
W-L Record	NR	NR
ESPN/USA Today	NR	NR
AP Poll	NR	NR
Points Scored	67.2	68.8
Points Allowed	62.6	62.9
Scoring Margin	+4.5	+5.9
FG Percentage	46.1	44.7
Def. FG Percentage	42.9	44.5
3-pt. Percentage	35.8	38.6
Def. 3-pt. Percentage	33.2	33.1
FT Percentage	63.6	67.2
Offensive Rebounds	9.6	10.4
Total Rebounds	33.3	32.2
Rebounding Margin	-0.4	-1.4
Assists	15.3	14.9
Turnover Average	14.5	13.3
Turnover Margin	+0.2	+2.6
Steal Average	7.8	7.1
Block Average	3.6	3.2
Fouls	15.7	18.0

## WEEKLY MEDIA CONFERENCE

All start at 3 p.m. and are located at the Redbird Arena media room off of the Southwest Loading Dock.

- Monday, January 24
- Thursday, February 3
- Tuesday, February 8
- Tuesday, February 15
- Monday, February 21
- Tuesday, March 1

## WHAT'S BACK

Here is a look at what is returning to the Illinois State roster in 2004-05:

Scoring	64.9%
Three-point Field Goals	99.4%
Free Throws	58.5%
Rebounding	54.6%
Assists	70.3%
Blocks	47.5%
Steals	71.4%
Minutes	66.6%

## VALLEY TELECONFERENCE

Teleconferences with The Valley men's basketball head coaches will be conducted each Tuesday, with the men's briefings beginning on a weekly basis in December at 10 a.m. To participate in either conference briefing, call 913/981-5509. The first men's teleconference begins at 10 a.m. CST on **Tuesday, December 7**. Head coach **Porter Moser** will be available at 10:25 a.m. during the teleconference.

## ABOUT THE CREIGHTON BLUEJAYS

- Creighton, located in Omaha, Neb., was founded in 1878 and has an enrollment of 6,537 students.
- The Bluejays are members of the Missouri Valley Conference and play their home games at the Qwest Center OMAHA™.
- Creighton entered the season returning seven lettermen, including two starters.
- The Jays began the season 7-0, but are 4-6 in their last 10 games.
- Creighton has two players averaging double-figure point totals with junior Nate Funk leading the team with 17.1 points per game. Funk is coming off a career-best 26 points in the 82-67 win over Drake on Wednesday.
- The Jays have won four games this season on their final possession with victories over Nebraska, Northern Iowa, Ohio State and Xavier.
- Creighton has made five or more three-pointers in 22 straight games, which is the nation's seventh-longest active streak.

## CREIGHTON NUMERICAL ROSTER

No.	Name	Pos.	Ht.	Wt.	Yr.	Hometown
1	Jeffrey Day	C	6-9	230	Jr.	Seattle, Wash.
3	Nick Porter	G	6-3	215	Jr.	Las Vegas, Nev.
5	Dennis Howard	F	6-7	220	Jr.	Fort Worth, Texas
11	Johnny Mathies	G	6-0	165	Jr.	Louisville, Ky.
15	Kellen Miliner	G	6-2	175	Sr.	Warner Robins, Ga.
20	Pierce Hibma	G	6-5	200	Fr.	Pella, Iowa
24	Tyler McKinney	G	6-1	185	Sr.	Urbandale, Iowa
30	Jimmy Motz	F	6-7	218	Jr.	Lincoln, Neb.
44	Anthony Tolliver	F	6-8	240	So.	Springfield, Mo.
50	Dane Watts	F	6-8	225	Fr.	Warrensburg, Mo.
52	Steve Smith	C	6-10	235	Fr.	Sioux Falls, S.D.

Head Coach: Dana Altman

Assistant Coach: Greg Gensing, Brian Fish, Darian DeVries

## 'ZO KNOWS SCORING

With a career-best tying 26 points at Indiana State, **Lorenzo Gordon** has posted four straight 20-point efforts for the 'Birds and is currently leading the Missouri Valley Conference in scoring with 18.4 points per game. With another 20-point night tonight, Gordon would become the first Redbird with five straight 20-point performances since Tarise Bryson posted eight straight 20-point efforts during the 2000-01 season.

## 'ZO KNOWS DOUBLE-DOUBLES

On the year **Lorenzo Gordon** has collected three double-doubles, including two in the last three games. With the back-to-back double-doubles, Gordon became the first Redbird to do so since Baboucarr Bojang accomplished the same in 2002 against Drake on Jan. 26 and at SMS on Feb. 2.

## 'ZO KNOWS OFFENSIVE REBOUNDS

In the last three games **Lorenzo Gordon** has collected 18 offensive rebounds and 34 total boards. His 18 offensive caroms are more than any other teammate's total rebounding effort during that span and it has propelled him into the league's top offensive rebounder with 2.71 per game.

## STEALING THEIR WAY TO HISTORY

Seniors **Vince Greene** and **Gregg Alexander** enter tonight's game with 121 and 118 career steals respectively. Greene currently ranks No. 10 on the all-time list and only needs two more to catch Rick Lamb for the No. 9 spot. Alexander stands in the No. 12 spot all-time.

## 70-POINT LIMIT STRICTLY ENFORCED

Illinois State has limited its foes to less than 70 points in 15 of the 17 games this season. In fact, the Redbirds had a stretch of 11 straight games keeping their opponents under 70 points, the longest string since 1993 when the 'Birds had a streak of 12 straight from Jan. 30-Mar. 7, with 11 games coming against conference opponents.

## THREE FOR A GRAND?

Seniors **Gregg Alexander**, **Vince Greene** and **Trey Guidry** all have a shot at joining ISU's 1,000-point club this season. Guidry already has 1,057 points in his collegiate career and he needs 21 tallies to become the 36th player in Illinois State history to score 1,000 in a Redbird uniform. Alexander has 915 career tallies, while Greene sits at 884 career points. Both Alexander and Greene will have to raise their season average to accomplish the feat.

## CREIGHTON SCHEDULE

### 12-6 Overall, 4-3 Valley

Date	Opponent	Score/Time	W/L
Nov 15	ALCORN STATE <sup>A</sup>	74-40	W
Nov 16	IONA <sup>A</sup>	68-62	W
Nov 20	ARK.-PINE BLUFF	83-58	W
Nov 23	vs. Missouri <sup>A</sup>	78-54	W
Nov 24	vs. Ohio State <sup>A</sup>	65-63(ot)	W
Nov 30	at Xavier	73-72	W
Dec 4	HIGH POINT	79-60	W
Dec 7	KENT STATE	58-67	L
Dec 11	at Nebraska	50-48	W
Dec 18	WYOMING	64-68	L
Dec 22	at Evansville <sup>*</sup>	61-63	L
Dec 28	BRADLEY <sup>*</sup>	71-62	W
Dec 31	at San Diego	70-82	L
Jan 5	at Drake <sup>*</sup>	61-58	W
Jan 9	S. ILLINOIS <sup>*</sup>	63-69	L
Jan 12	at Indiana State <sup>*</sup>	72-74	L
Jan 15	at Northern Iowa <sup>*</sup>	67-66	W
Jan 19	DRAKE <sup>*</sup>	82-67	W
Jan 22	ILLINOIS STATE <sup>*</sup>	Tonight	
Jan 26	at Bradley <sup>*</sup>	7:05 p.m.	
Jan 29	at SMS <sup>*</sup>	7:05 p.m.	
Feb 1	WICHITA STATE <sup>*</sup>	7:05 p.m.	
Feb 5	SMS <sup>*</sup>	8:05 p.m.	
Feb 9	NORTHERN IOWA <sup>*</sup>	7:05 p.m.	
Feb 12	at Southern Illinois <sup>*</sup>	5:05 p.m.	
Feb 16	at Wichita State <sup>*</sup>	7:05 p.m.	
Feb 19	BRACKET BUSTER III	TBA	
Feb 22	EVANSVILLE <sup>*</sup>	7:05 p.m.	
Feb 26	INDIANA STATE <sup>*</sup>	TBA	
Feb 28	at Illinois State <sup>*</sup>	TBA	
Mar 4-7	at State Farm/Valley Tournament		

<sup>A</sup> - Guardians Classic

<sup>\*</sup> - Missouri Valley Conference game.

HOME GAMES IN CAPS.



AT THE LINE, IT'S EASY BEING GREENE

Senior Vince Greene already owns the school record for consecutive free throws with 57, which ended on Nov. 30 and now he has his sights on a Valley free throw percentage title. Greene currently leads the conference at the foul line with his 91.5 percent accuracy in charity tosses, which ranks No. 6 nationally. He is also first all time in career free throw percentage at Illinois State with an 89.5 free throw percentage for his career.

HOOSIER DADDY

With the 73-69 win at Indiana State Wednesday night, the 'Birds secured the first Valley sweep in Porter Moser's career and the second league sweep in the last three years. The other came in 2002-03 against - Indiana State.

CAN WE SEE SOME I.D.?

At the age of 36, Porter Moser is the 11th youngest coach in Division I basketball. Moser and his staff of Chris Jans, Daniyal Robinson and Brian Barone are the fifth youngest staff in Division I, averaging 31.25 years of age.

DILLY'S HOSTING A BLOCK PARTY

Sophomore Greg Dilligard is on pace to finish in the top five for blocked shots in a season at ISU. Through 17 games, Dilligard has already swatted 30 shots into the seats and is projected to finish with 54 blocked shots on the season, which would rank No. 2 all-time in the Redbird record books.

MAKING THE EXTRA PASS

Head coach Porter Moser has stressed that point to his Redbirds and it appears they are listening. Through 17 games, 63.4 percent of ISU's field goals have come off "the extra pass." This is the highest percentage ISU has had since the 1997-98 campaign when the 'Birds had 66.4 percent of their made field goals come off an assist.

WALKING THE PLANK

In the last 11 games, the Redbirds have been forcing their opponents to walk the plank - Neil Plank that is. The Mt. Zion, Ill., native has come off the bench to average 10.1 points and 5.5 rebounds per game.

D-FENCE, D-FENCE

Since Porter Moser's arrival at Illinois State he has stressed team defense and it's starting to show. Through 17 games ISU opponents are only averaging 62.6 points per game, which currently ranks as the fifth best defensive effort in school history and the lowest in 18 seasons. The Redbird defense also ranks second best in the Valley.

"HELLO... TREY, IT'S ME... DICKIE V!"

When ESPN college basketball analyst Dick Vitale makes a long distance call, he may dial down the center, but one thing is certain, he is dialed in on ISU's Trey Guidry. Guidry was named to Vitale's "All-AT&T" team, in the Nov. 22 issue of ESPN The Magazine, highlighting the five players that do the most damage from long distance.

THE THREE FACTOR

ISU's three seniors spend some time around the 3-point arc and it shows - especially in the Redbird record books. Gregg Alexander ranks No. 3 in career treys with 193, 21 behind the school mark owned by Tarise Bryson. Trey Guidry stands in the No. 4 spot with 182 triples, while Vince Greene is only nine three-balls away from cracking the top 10. All three should also end their careers in the top 10 for career 3-point field goal percentage.

PRIZED PUPIL PLANK

Junior Neil Plank was named to the 2003-04 CoSIDA Academic All-District V University Men's Basketball Team and the 2004 Missouri Valley Conference Scholar-Athlete Second Team. Plank, a native of Mt. Zion, Ill., carries a 4.0 grade point average and is a double major in finance and insurance at Illinois State. At the 2004 State Farm Academic Excellence Banquet, Plank was recognized as Illinois State's Male Scholar-Athlete of the Year.

SOME BIG, BIG WINS

With a 77-69 victory over St. John's, the Redbirds now have wins over the Big East, Big Ten (Penn State) and Southeast (Mississippi) Conferences this season. Since becoming a Division I program, the Redbirds have recorded three victories over the so-called power conferences only one other time. In 1996-97, ISU had wins over the Big East (Pittsburgh), Big Ten (Northwestern) and Conference USA (DePaul).

159 GAMES WITH A TREY ON THE BOARD

ISU enters tonight's game with at least one made three in 159 straight games, thanks to six 3-pointers at Indiana State. The last time ISU didn't sink a trey was an 82-43 loss at Creighton on Dec. 12, 1999.

THE LAST TIME THEY MET

Redbirds Fall at #24 Creighton

OMAHA, Neb. - In Porter Moser's first trip to his alma mater as head coach of the Illinois State men's basketball team, his Redbirds fell to No. 24 Creighton for the second time this season, losing 72-63, in front of a crowd of 14,313 people, the largest crowd to witness a Missouri Valley Conference regular season contest in the history of the league.

Creighton (14-2 and 6-2 in the Valley) extended its home winning streak to 27 straight games, which marks the third longest streak in the country. ISU drops to 5-11 and 1-7 in the conference.

The 'Birds led for much of the first half, going ahead by as many as seven points and holding a 30-27 edge at the break. The turning point in the game came at the beginning of the second half when Creighton's Brody Deren scored six straight points to put the Bluejays up by three. After shooting just 44 percent in the first half, the Bluejays shot a blistering 80 percent in the second half, making 16 of 20 shots. They shot 60 percent overall.

ISU's last lead of the contest, 39-37, came and went with 15:17 left in the game. The Bluejays then went on an eight minute, 19-5 run to go up, 56-44. Turnovers were costly for Illinois State as Creighton scored 20 points off 15 ISU turnovers, while the Redbirds scored just five points off 10 Bluejay cough-ups.

Trey Guidry led all scorers with 16 points. Najeeb Echols (13 points and five rebounds) and Marcus Arnold (10 points and five rebounds) were also in double figures for the 'Birds.

Nate Funk and Kellen Miliner each scored 15 points for the Bluejays, while Deren (12 points and six rebounds) and Mike Grimes (11 points) rounded out the Creighton players in double figures.

#24 Creighton 72, ILLINOIS STATE 63

January 24, 2004 • Qwest Center OMAHA™

Table with 8 columns: Player, Min, FG-A, FT-A, O-REB, A, PF, TP. Rows include Arnold, Echols, Alexander, Greene, Plank, Miller, Guidry, Dilligard, and Totals.

Team Pct.: FG - .522; FT - .625

3-PT.: 5-13, .385 (Alexander 2-6, Greene 0-1, Plank 0-1, Guidry 3-5)

Blocks: 4 (Arnold 3, Dilligard 1)

Turnovers: 15 (Arnold 6, Echols 2, Alexander 1, Greene 3, Miller 2, Dilligard 1)

Steals: 5 (Alexander 1, Greene 1, Guidry 2, Dilligard 1)

Table with 8 columns: Player, Min, FG-A, FT-A, O-REB, A, PF, TP. Rows include Lindeman, Grimes, Deren, Funk, Mathies, Miliner, Dabbert, Motz, Henderson, Tolliver, and Totals.

Team Pct.: FG - .596; FT - .625

3-PT.: 6-13, .462 (Lindeman 1-2, Funk 3-4, Mathies 0-2, Miliner 2-4, Tolliver 0-1)

Blocks: 5 (Grimes 2, Deren 2, Henderson 1)

Turnovers: 10 (Lindeman 2, Deren 2, Funk 1, Mathies 2, Miliner 1, Henderson 1, Team 1)

Steals: 5 (Grimes 1, Deren 1, Miliner 3)

Officials: Steve Morris, David Warfel, Darryl Smith

Attendance: 14,313

Halftime Score: ILLINOIS STATE 30, Creighton 27



## CHART CLIMBERS

### Career Scoring Leaders

1. Doug Collins (1970-73).....	2,240
35. Joe Galvin (1976-80).....	1,022
▶ <b>Trey Guidry (2002-)</b> .....	<b>979</b>
▶ <b>Gregg Alexander (2001-)</b> .....	<b>915</b>
▶ <b>Vince Greene (2001-)</b> .....	<b>884</b>

### Career 3-Point FG Leaders

1. Tarise Bryson (1999-02).....	214
2. Dan Muller (1994-98).....	204
3. <b>Gregg Alexander (2001-)</b> .....	<b>193</b>
4. <b>Trey Guidry (2002-)</b> .....	<b>182</b>
5. Jeff Harris (1986-88).....	157
6. Skipp Schaeffbauer (1996-98).....	153
7. Richard Thomas (1990-93).....	149
8. Shawn Jeppson (1998-01).....	148
9. Rickey Jackson (1986-90).....	126
10. Maurice Trotter (1994-96).....	121
▶ <b>Vince Greene (2001-)</b> .....	<b>112</b>

### Career 3-Point FG Percentage

1. Matt Taphorn (1986-88).....	50.4
2. Jeff Harris (1986-88).....	46.6
3. Rico Hill (1995-98).....	43.7
4. Shawn Jeppson (1998-01).....	42.8
5. <b>Trey Guidry (2002-)[182/440].....</b>	<b>41.4</b>
6. <b>Gregg Alexander (2001-)[193/477].....</b>	<b>40.5</b>
7. <b>Vince Greene (2001-)[112/284].....</b>	<b>39.4</b>

## CAREER STARTS/GAMES

No.	Player	Illinois St.	
		GP	GS
2	Gregg Alexander	104	99
11	Vince Greene	106	71
24	Trey Guidry	75	42
50	Greg Dilligard	46	39
1	Lorenzo Gordon	17	17
25	Neil Plank	44	16
31	Dana Ford	66	10
3	Nedu Onyeuku	15	1
51	Ronnie Carlwell	20	0
5	Khalif Ford	12	0
32	Levi Dyer	6	0
12	Micah Kirstein	6	0
14	Travis Wallace	6	0

## 2004-05 VALLEY PRESEASON POLL

1. Southern Illinois (23).....	357
2. Wichita State (13).....	349
3. Creighton (1).....	265
Northern Iowa (1).....	265
5. SMS.....	253
6. Drake.....	195
7. Bradley.....	123
8. Evansville.....	107
9. Indiana State.....	98
10. Illinois State.....	78

## 2004-05 VALLEY STANDINGS

	VALLEY			OVERALL		
	W	L	PCT	W	L	PCT
1. Southern Illinois	6	0	1.000	15	3	.833
2. Wichita State	5	1	.833	12	2	.857
3. Northern Iowa	4	2	.667	13	4	.765
4. <b>Illinois State</b>	<b>4</b>	<b>3</b>	<b>.571</b>	<b>12</b>	<b>5</b>	<b>.706</b>
Creighton	4	3	.571	12	6	.667
6. Bradley	3	4	.429	10	5	.667
7. Evansville	3	5	.375	9	7	.563
8. Drake	2	5	.286	6	9	.400
Indiana State	2	5	.286	7	11	.389
10. SMS	1	6	.143	7	8	.467

\*Through games of Jan. 19

## THE ROAD TO ABERRATION

The Redbirds are coming off their first ever back-to-back losing seasons since becoming a Division I program. Finishing with a sub-.500 winning percentage is a rarity at Illinois State. In fact, there have been only five losing campaigns in the Redbirds' 34 seasons of basketball at the Division I level.

## GUARDS, GUARDS, EVERYWHERE THERE'S GUARDS

With three potential 1,000-point scoring guards gone at the end of the 2004-05 season, ISU head coach **Porter Moser** and his staff focused on the backcourt during the early signing period by signing the No. 2 ranked backcourt in the state of Illinois according to ChicagoHoops.com (Bloomington (Ill.) High School's **Dodie Dunson** and **Brandon Holtz**), a junior college sharpshooter considered a high-major player by *Roundball Review* (Daytona (Fla.) Beach Community College's **Roberto Fortes**), and the Georgia Junior College Athletic Association Preseason Player of the Year (**Wayne Williams** from South Georgia Technical College) to the 2005 class.

## 2004-05 ILLINOIS STATE RESULTS

RECORD:	OVERALL	HOME	AWAY	NEUTRAL
ALL GAMES	12-5	8-1	2-4	2-0
CONFERENCE	4-3	3-0	1-3	0-0
NON-CONFERENCE	8-2	5-1	1-1	2-0

DATE	TIME	OPPONENT	SCORE	ATTEND	HIGH POINTS	HIGH REBOUNDS
11-14-04	5:30 p.m.	vs Penn State	W 82-73	7917	(26)Gordon,Lorenzo	(8)Greene,Vince
11-15-04	8 p.m.	at Marquette	32-60 L	8203	(8)Onyeuku,Nedu	(6)Carlwell,Ronnie
11-16-04	5:30 p.m.	vs Mississippi	W 70-52	8744	(24)Guidry,Trey	(11)Dilligard,Greg
11-22-04	7:05 pm	TRUMAN STATE	W 82-47	4127	(16)Gordon,Lorenzo	(8)Guidry,Trey
11-27-04	2:05 p.m.	TENNESSEE-MARTIN	W 80-51	4051	(27)Guidry,Trey	(7)Alexander,Gregg
11-30-04	7:05 p.m.	ILLINOIS-CHICAGO	56-60 L	6260	(13)Gordon,Lorenzo	(6)Gordon,Lorenzo
12-04-04	7:05 pm	ST. JOHN'S	W 77-69	8044	(22)Gordon,Lorenzo	(8)Guidry,Trey
12-07-04	7:05 p.m.	ALCORN STATE	W 75-62	5943	(19)Gordon,Lorenzo	(7)Dilligard,Greg
						(7)Gordon,Lorenzo
12-11-04	7:05 p.m.	MARSHALL	W 79-67	6689	(21)Plank,Neil	(8)Plank,Neil
12-18-04	1:00 p.m.	at Loyola-Chicago	W 73-67	3871	(19)Gordon,Lorenzo	(11)Dilligard,Greg
12-23-04	7:05 pm	*at Southern Illinois	49-61 L	5729	(13)Gordon,Lorenzo	(5)Plank,Neil
						(5)Onyeuku,Nedu
12-30-04	7:05 p.m.	* SMS	W 62-61	5965	(17)Gordon,Lorenzo	(10)Dilligard,Greg
01/03/05	7:05 pm	*at Northern Iowa	55-75 L	3126	(20)Guidry,Trey	(5)Gordon,Lorenzo
01-06-05	7:05 p.m.	*INDIANA STATE	W 62-61	4923	(20)Gordon,Lorenzo	(7)Plank,Neil
01-09-05	2:05 CST	* at Evansville	61-69 L	6416	(24)Gordon,Lorenzo	(14)Gordon,Lorenzo
01-15-05	4:05 p.m.	* DRAKE	W 74-61	5636	(21)Gordon,Lorenzo	(13)Gordon,Lorenzo
1-19-05	7:05 p.m.	*at Indiana State	W 73-69	3334	(26)Gordon,Lorenzo	(7)Gordon,Lorenzo

\* - Conference game

ATTENDANCE SUMMARY	GAMES	TOTALS	AVG/GAME
HOME	9	51638	5738
AWAY	6	30679	5113
NEUTRAL	2	16661	8331
<b>TOTAL</b>	<b>17</b>	<b>98978</b>	<b>5822</b>

## 2004-05 ILLINOIS STATE NUMERICAL ROSTER

No.	Name	Pos.	Ht.	Wt.	Cl.-Ex.	Hometown (previous schools)
1	Lorenzo Gordon	F	6-7	245	Jr.-TR	St. Louis, Mo. (Vashon/Mineral Area CC)
2	Gregg Alexander	G/F	6-4	205	Sr.-3L	Lincoln, Ill. (Lincoln)
3	Nedu Onyeuku	G	6-3	185	Jr.-TR	Omaha, Neb. (Creighton Prep/Iowa Western CC)
5	Khalif Ford	G	6-1	181	Fr.-HS	Diamond Bar, Calif. (Diamond Bar/Bridgton Academy)
11	Vince Greene	G	5-9	165	Sr.-3L	Chicago, Ill. (Brother Rice)
12	Micah Kirstein	G	6-3	190	So.-1L	Herscher, Ill. (Bishop McNamara)
14	Travis Wallace	G	6-0	175	Jr.-TR	St. Louis, Mo. (Jennings/Meramec JC)
24	Trey Guidry	G	6-2	195	Sr.-2L	Baton Rouge, La. (Central/North Carolina State)
25	Neil Plank	G/F	6-5	208	Jr.-1L	Mt. Zion, Ill. (Mt. Zion/Wisconsin)
31	Dana Ford	G	6-4	195	Jr.-2L	Tamms, Ill. (Egyptian)
32	Levi Dyer	C	6-10	220	Fr.-HS	Eaton, Colo. (Eaton)
50	Greg Dilligard	F	6-8	230	So.-1L	Labelle, Mo. (Highland)
51	Ronnie Carlwell	C	6-11	258	Fr.-RS	Maywood, Ill. (Proviso East)

Head Coach: Porter Moser

Assistant Coaches: Chris Jans, Daniyal Robinson, Brian Barone.



2004-05 ILLINOIS STATE STATISTICS

#	Player	GP	GS	Min	Avg	TOTAL			3-PTS			REBOUNDS			PF	FO	A	TO	Blk	Stl	Pts	Avg				
						FG	FGA	Pct	3FG	FGA	Pct	FT	FTA	Pct									Off	Def	Tot	Avg
01	Gordon,Lorenzo	17	17	496	29.2	119	214	.556	0	0	.000	74	118	.627	46	62	108	6.4	37	0	18	27	5	14	312	18.4
	Conference-Only...	7	7	227	32.4	52	95	.547	0	0	.000	26	42	.619	22	29	51	7.3	15	0	12	11	4	6	130	18.6
24	Guidry,Trey	17	17	494	29.1	78	204	.382	33	102	.324	27	36	.750	5	45	50	2.9	41	1	34	36	2	21	216	12.7
	Conference-Only...	7	7	201	28.7	32	83	.386	13	39	.333	15	21	.714	0	14	14	2.0	19	1	10	17	0	6	92	13.1
25	Plank,Neil	15	0	329	21.9	47	88	.534	13	30	.433	24	36	.667	20	52	72	4.8	20	0	24	19	3	9	131	8.7
	Conference-Only...	7	0	160	22.9	20	39	.513	3	10	.300	12	20	.600	11	30	41	5.9	9	0	11	12	1	3	55	7.9
11	Greene,Vince	17	17	502	29.5	35	86	.407	19	53	.358	43	47	.915	2	36	38	2.2	18	0	78	47	2	18	132	7.8
	Conference-Only...	7	7	197	28.1	17	40	.425	8	21	.381	11	11	1.000	1	9	10	1.4	12	0	30	22	2	8	53	7.6
50	Dilligard,Greg	17	17	446	26.2	48	91	.527	0	0	.000	20	54	.370	35	56	91	5.4	43	1	17	25	30	23	116	6.8
	Conference-Only...	7	7	175	25.0	16	37	.432	0	0	.000	9	20	.450	11	21	32	4.6	19	0	7	15	9	8	41	5.9
02	Alexander,Gregg	15	14	384	25.6	30	64	.469	27	58	.466	7	9	.778	2	38	40	2.7	25	0	38	17	1	12	94	6.3
	Conference-Only...	6	5	152	25.3	10	26	.385	10	26	.385	0	1	.000	2	18	20	3.3	9	0	9	8	1	3	30	5.0
03	Onyeuku,Nedu	15	1	219	14.6	27	71	.380	9	31	.290	9	11	.818	9	18	27	1.8	22	0	14	27	3	11	72	4.8
	Conference-Only...	6	1	80	13.3	7	17	.412	2	7	.286	1	2	.500	5	7	12	2.0	7	0	3	10	1	3	17	2.8
31	Ford,Dana	17	2	221	13.0	11	34	.324	5	18	.278	1	5	.200	8	29	37	2.2	17	0	11	19	4	7	28	1.6
	Conference-Only...	7	1	108	15.4	1	8	.125	1	4	.250	0	2	.000	2	14	16	2.3	7	0	6	9	2	3	3	0.4
05	Ford,Khalif	12	0	128	10.7	6	14	.429	1	5	.200	5	9	.556	1	14	15	1.3	21	0	16	11	0	7	18	1.5
	Conference-Only...	5	0	69	13.8	5	11	.455	0	3	.000	1	1	1.000	1	6	7	1.4	12	0	9	4	0	3	11	2.2
51	Carlwell,Ronnie	16	0	141	8.8	6	17	.353	0	0	.000	5	9	.556	14	23	37	2.3	22	0	6	12	12	2	17	1.1
	Conference-Only...	6	0	28	4.7	2	5	.400	0	0	.000	0	0	.000	3	9	12	2.0	9	0	1	2	3	0	4	0.7
32	Dyer,Levi	6	0	14	2.3	3	6	.500	0	2	.000	0	0	.000	0	0	0	0.0	0	0	0	1	0	4	6	1.0
	Conference-Only...	1	0	1	1.0	0	0	.000	0	0	.000	0	0	.000	0	0	0	0.0	0	0	0	0	0	0	0	0.0
12	Kirstein,Micah	4	0	4	1.0	0	0	.000	0	0	.000	0	0	.000	0	1	1	0.3	1	0	1	0	0	0	0	0.0
	Conference-Only...	1	0	1	1.0	0	0	.000	0	0	.000	0	0	.000	0	0	0	0.0	0	0	0	0	0	0	0	0.0
14	Wallace,Travis	6	0	22	3.7	0	0	.000	0	0	.000	0	4	.000	1	3	4	0.7	0	0	3	0	0	4	0	0.0
	Conference-Only...	1	0	1	1.0	0	0	.000	0	0	.000	0	0	.000	0	0	0	0.0	0	0	0	0	0	0	0	0.0
TM	TEAM.....														21	25	46	2.7			6					
	Conference-Only...														10	9	19	2.7			2					
	<b>Total.....</b>	<b>17</b>				<b>410</b>	<b>889</b>	<b>.461</b>	<b>107</b>	<b>299</b>	<b>.358</b>	<b>215</b>	<b>338</b>	<b>.636</b>	<b>164</b>	<b>402</b>	<b>566</b>	<b>33.3</b>	<b>267</b>	<b>2</b>	<b>260</b>	<b>247</b>	<b>62</b>	<b>132</b>	<b>1142</b>	<b>67.2</b>
	<b>Conference-Only...</b>	<b>7</b>				<b>162</b>	<b>361</b>	<b>.449</b>	<b>37</b>	<b>110</b>	<b>.336</b>	<b>75</b>	<b>120</b>	<b>.625</b>	<b>68</b>	<b>166</b>	<b>234</b>	<b>33.4</b>	<b>118</b>	<b>1</b>	<b>98</b>	<b>112</b>	<b>23</b>	<b>43</b>	<b>436</b>	<b>62.3</b>
	<b>Opponents.....</b>	<b>17</b>				<b>410</b>	<b>956</b>	<b>.429</b>	<b>90</b>	<b>271</b>	<b>.332</b>	<b>155</b>	<b>231</b>	<b>.671</b>	<b>188</b>	<b>384</b>	<b>572</b>	<b>33.6</b>	<b>306</b>	<b>5</b>	<b>210</b>	<b>250</b>	<b>58</b>	<b>96</b>	<b>1065</b>	<b>62.6</b>
	<b>Conference-Only...</b>	<b>7</b>				<b>179</b>	<b>404</b>	<b>.443</b>	<b>37</b>	<b>115</b>	<b>.322</b>	<b>62</b>	<b>92</b>	<b>.674</b>	<b>80</b>	<b>160</b>	<b>240</b>	<b>34.3</b>	<b>116</b>	<b>2</b>	<b>84</b>	<b>90</b>	<b>27</b>	<b>50</b>	<b>457</b>	<b>65.3</b>

<b>SCORE BY PERIODS:</b>	<b>1st</b>	<b>2nd</b>	<b>Total</b>
Illinois State	564	578	1142
Opponents	527	538	1065

<b>DEADBALL REBOUNDS:</b>	<b>OFF</b>	<b>DEF</b>	<b>TOTAL</b>
Illinois State	51	0	51
Opponents	33	1	34



## SUPERLATIVES

### STARTING LINEUPS – F, F, G, G, G (3):

- Gordon, Dilligard, Alexander, Greene, Guidry (10-4)  
W – vs. Penn State, vs. Mississippi, Truman State, UT-Martin, St. John's, Alcorn State, Marshall, Indiana State, Drake, at Indiana State
- L – at Marquette, Illinois-Chicago, at Northern Iowa, at Evansville
- Gordon, Dilligard, Greene, Guidry, D. Ford (1-1)  
W – at Loyola-Chicago
- L – at Southern Illinois
- Gordon, Dilligard, Onyeuku, Greene, Guidry (1-0)  
W – SMS

### FIRST POINTS:

Gordon 8, Greene 3, Guidry 3, Dilligard 2, Onyeuku 1

### DOUBLE-DIGIT SCORERS (44):

Gordon 15, Guidry 10, Greene 6, Plank 4, Onyeuku 3, Dilligard 2, Alexander 2

### DOUBLE-DIGIT REBOUNDED (6):

Dilligard 3, Gordon 3

### LEADING SCORER:

Gordon 12, Guidry 3, Onyeuku 1, Plank 1

### LEADING REBOUNDER:

Gordon 6, Dilligard 4, Plank 3, Guidry 2, Carlwell 1, Greene 1, Alexander 1, Onyeuku 1

### DOUBLE-DOUBLES (6):

Gordon 3, Alexander 1, Dilligard 1, Greene 1

### DUNKS (15):

Dilligard 7, Gordon 4, Onyeuku 2, Carlwell 1, Plank 1

### FIRST SUBSTITUTION:

Plank 7, K. Ford 4, Carlwell 3, Onyeuku 3

### CHARGES DRAWN (10):

Dilligard 4, Alexander 3, Dyer 1, Greene 1, K. Ford 1

### MOST MINUTES:

- 38, Trey Guidry vs. Illinois-Chicago, 11-30-04
- 37, Gregg Alexander vs. Marshall, 12-11-04
- 37, Vince Greene vs. St. John's, 12-4-04
- 36, Lorenzo Gordon at Indiana State, 1-19-05
- 35, Gregg Alexander at Indiana State, 1-19-05
- 35, Vince Greene at Indiana State, 1-19-05
- 35, Lorenzo Gordon at Evansville, 1-9-04
- 35, Greg Dilligard at Loyola-Chicago, 12-18-04
- 35, Vince Greene vs. Illinois-Chicago, 11-30-04
- 34, Gregg Alexander vs. Drake, 1-15-05
- 34, Lorenzo Gordon at Southern Illinois, 12-23-04
- 34, Trey Guidry at Southern Illinois, 12-23-04
- 34, Vince Greene at Loyola-Chicago, 12-18-04
- 34, Trey Guidry vs. St. John's, 12-4-04

## INDIVIDUAL GAME-BY-GAME (PTS-REB-ASTS)

Opponent	Alexander	Carlwell	Dilligard	Dyer	D. Ford	K. Ford
<b>vs. Penn State</b>	6-1-2*	3-2-0	6-4-3*	0-0-0	2-2-0	INJ.
<b>at Marquette</b>	0-1-0*	3-6-1	6-3-0*	2-0-0	0-2-0	INJ.
<b>vs. Mississippi</b>	8-0-2*	0-2-1	7-11-1*	0-0-0	0-1-0	0-2-3
<b>Truman State</b>	8-3-5*	7-2-1	6-6-1*	2-0-0	8-2-1	DNP
<b>UT-Martin</b>	9-7-2*	0-5-2	3-6-2*	2-0-0	5-5-0*	0-1-1
<b>Illinois-Chicago</b>	3-1-3*	0-3-0	6-4-0*	DNP	6-3-0	0-1-1
<b>St. John's</b>	9-2-0*	0-1-0	8-4-0*	DNP	0-1-0	0-1-0
<b>Alcorn State</b>	11-3-5*	0-0-0	7-7-1*	DNP	0-2-1	6-1-0
<b>Marshall</b>	10-2-10*	0-3-0	14-3-1*	DNP	2-1-2	1-0-1
<b>at Loyola-Chicago</b>	INJ.	0-2-0	12-11-1*	DNP	2-3-1*	0-2-1
<b>at S. Illinois*</b>	INJ.	0-1-0	9-4-1*	DNP	0-4-2*	2-1-0
<b>SMS*</b>	3-1-1	0-0-0	8-10-4*	DNP	3-4-1	0-1-2
<b>at Northern Iowa*</b>	0-3-1*	0-1-0	9-4-1*	0-0-0	0-0-0	3-2-0
<b>Indiana State*</b>	3-5-0*	2-3-1	3-5-0	DNP	0-1-2	4-1-6
<b>at Evansville*</b>	0-4-1*	DNP	6-7-1*	DNP	0-2-0	2-2-1
<b>Drake*</b>	15-6-6*	0-3-0	4-2-0*	DNP	0-4-1	INJ.
<b>at Indiana State*</b>	9-1-0*	2-4-0	3-1-0*	DNP	0-1-0	INJ.

Opponent	Gordon	Greene	Guidry	Kirstein	Onyeuku	Plank	Wallace
<b>vs. Penn State</b>	26-6-1*	7-8-6*	16-2-4*	0-0-0	16-0-2	0-2-1	0-0-0
<b>at Marquette</b>	7-5-0*	0-1-0*	6-2-2*	DNP	8-4-0	INJ.	0-2-1
<b>vs. Mississippi</b>	22-10-1*	7-0-2*	24-2-2*	DNP	2-2-1	INJ.	0-1-1
<b>Truman State</b>	16-5-0*	14-2-5*	10-8-4*	0-1-0	6-0-2	5-4-2	0-1-1
<b>UT-Martin</b>	23-4-1*	5-4-7*	27-3-2*	0-0-1	0-2-0	6-2-2	0-0-0
<b>Illinois-Chicago</b>	13-6-0*	8-2-7*	9-2-1*	DNP	2-2-0	9-3-1	DNP
<b>St. John's</b>	22-6-2*	13-3-6*	6-8-4*	DNP	5-1-4	14-3-3	DNP
<b>Alcorn State</b>	19-7-0*	11-5-6*	10-3-1*	DNP	6-2-2	5-6-0	DNP
<b>Marshall</b>	15-2-1*	9-1-4*	7-4-1*	DNP	DNP	21-8-2	DNP
<b>at Loyola-Chicago</b>	19-6-0*	5-2-5*	9-2-3*	DNP	10-2-0	16-3-2	DNP
<b>at S. Illinois*</b>	13-4-4*	3-0-5*	10-2-0*	DNP	10-5-2	2-5-0	DNP
<b>SMS*</b>	17-6-0*	7-2-3*	15-0-1*	DNP	2-0-0*	7-7-3	DNP
<b>at Northern Iowa*</b>	9-5-2*	11-1-1*	20-3-1*	0-0-0	0-2-0	3-4-1	0-0-0
<b>Indiana State*</b>	20-2-2*	0-1-5*	9-2-3*	DNP	5-3-1	17-7-1	DNP
<b>at Evansville*</b>	24-14-0*	4-1-3*	19-3-2*	DNP	0-2-0	6-6-0	DNP
<b>Drake*</b>	21-13-2*	12-1-3*	10-1-1*	DNP	DNP	12-9-5	DNP
<b>at Indiana State*</b>	26-7-2*	16-4-10*	9-3-2*	DNP	0-0-0	8-3-1	DNP



THE LAST TIME IT HAPPENED

INDIVIDUAL

A player scored 40 points ...

ILLINOIS ST. ....Tarise Bryson (41) at C. Michigan, 12-3-00
Opponent .....Anthony Roberts (48), Oral Roberts, 1-6-75

A player scored 30 points ...

ILLINOIS ST. ....Tarise Bryson (38) at Purdue, 3-15-01
Opponent .....Jermaine Boyette (31), Weber St., 11-16-01

A player grabbed 20 rebounds ...

ILLINOIS ST. ....Ron deVries (24) vs. Pacific, 1-19-74
Opponent .....Anthony Bonner (21), St. Louis, 2-6-90

A player grabbed 15 rebounds ...

ILLINOIS ST. ....Baboucar Bojang (15) vs. UNI, 1-30-02
Opponent .....Grant Stout (15), UNI, 1-3-05

A player had a double-double ...

ILLINOIS ST. ....Vince Greene (16p, 10a) at Indiana State, 1-19-05
Opponent .....David Moss (22p, 11r), Indiana State, 1-6-05

A player made five 3-pointers ...

ILLINOIS ST. ....Gregg Alexander (5-11) vs. Drake, 1-15-05
Opponent .....Eric Gray (6-8), Indiana State, 1-19-05

A player made 10 free throws ...

ILLINOIS ST. ....Lorenzo Gordon (10-14) vs. St. John's, 12-4-04
Opponent .....David Moss (12-15), Indiana State, 1-10-04

A player had 15 free throw attempts ...

ILLINOIS ST. ....Tarise Bryson (12-15) at Purdue, 3-14-01
Opponent .....David Moss (12-15), Indiana State, 1-10-04

A player had 10 assists ...

ILLINOIS ST. ....Vince Greene (10) at Indiana State, 1-19-05
Opponent .....Martell Bailey (12), Illinois-Chicago, 12-13-03

A player had five steals ...

ILLINOIS ST. ....Trey Guidry (5) vs. Marshall, 12-11-04
Opponent .....Tony Young (5), Southern Illinois, 12-23-04

A player blocked five shots ...

ILLINOIS ST. ....Greg Dilligard (7) at Loyola-Chicago, 12-18-04
Opponent .....Bradley Strickland (5), Evansville, 1-9-05

TEAM

A team scored 100 points ...

ILLINOIS ST. ....vs. Southern Illinois (105), 1-10-98
Opponent .....Oklahoma (112), 12-28-90

A team made 35 field goals ...

ILLINOIS ST. ....vs. Bellarmine (35-71), 12-2-03
Opponent .....UT-San Antonio (35-65), 12-17-00

A team had 75 field goal attempts ...

ILLINOIS ST. ....vs. Lewis (31-78), 12-2-92
Opponent .....Akron (27-80), 11-20-98

A team shot 50 percent from the field ...

ILLINOIS ST. ....at Indiana State (.558, 24-43), 1-19-05
Opponent .....UNI (.516, 32-62), 1-3-05

A team made 10 3-point field goals ...

ILLINOIS ST. ....vs. Tennessee-Martin (12-24), 11-27-04
Opponent .....Indiana State (11-20), 1-19-05

A team had 25 3-point field goal attempts ...

ILLINOIS ST. ....at Drake (8-27), 1-10-02
Opponent .....Northern Iowa (10-26), 1-29-03

A team shot 50 percent on 3-pointers ...

ILLINOIS ST. ....vs. Tennessee-Martin (.500, 12-24), 11-27-04
Opponent .....Indiana State (.550, 11-20), 1-19-05

A team made 30 free throws ...

ILLINOIS ST. ....vs. Florida A&M (38-48), 11-23-03
Opponent .....Drake (37-52), 1-17-01

A team had 25 assists ...

ILLINOIS ST. ....vs. Hofstra (25), 11-25-01
Opponent .....Evansville (26), 2-11-04

A team had 15 steals ...

ILLINOIS ST. ....vs. Bellarmine (16), 12-2-03
Opponent .....Creighton (18), 12-12-99

A team had 10 blocked shots ...

ILLINOIS ST. ....vs. Evansville (10), 1-17-79
Opponent .....Northern Illinois (11), 11-26-03

BENCH SCORING (ISU-OPP)

Table with 2 columns: Opponent, Points. Includes vs. Penn State (21-11), at Marquette (13-15), vs. Mississippi (2-36), Truman State (28-19), UT-Martin (13-13), Illinois-Chicago (17-17), St. John's (19-3), Alcorn State (17-27), Marshall (24-12), at Loyola-Chicago (26-14), at Southern Illinois\* (14-24), SMS\* (13-8), at Northern Iowa\* (6-19), Indiana State\* (28-9), at Evansville\* (8-8), Drake\* (12-37), at Indiana State\* (10-26), Total (271-298).

2004-05 VALLEY RANKINGS

Through Jan. 19 (All Games)

TEAM

Table with 2 columns: Statistic, Rank. Includes Scoring Offense (9th, 67.2), Scoring Defense (2nd, 62.6), Scoring Margin (6th, +4.5), Free Throw Pct (10th, 63.6), Field Goal Pct (4th, 46.1), FG Pct. Defense (4th, 42.9), 3-Point FG Pct (7th, 35.8), 3-Point FG Pct. Def (4th, 33.2), Rebounding Offense (6th, 33.3), Rebounding Defense (7th, 33.6), Rebounding Margin (7th, -0.4), Blocked Shots (3rd, 3.65), Assists (4th, 15.29), Steals (5th, 7.76), Turnover Margin (6th, +0.18), Assist/Turnover Ratio (5th, 1.05), Offensive Rebounds (8th, 9.65), Defensive Rebounds (5th, 23.65), 3-Point Field Goals Made (5th, 6.29).

INDIVIDUAL

SCORING

Table with 2 columns: Player, Points. Includes Lorenzo Gordon (1st, 18.4), Trey Guidry (12th, 12.7).

REBOUNDING

Table with 2 columns: Player, Rebounds. Includes Lorenzo Gordon (8th, 6.4), Greg Dilligard (15th, 5.4).

FIELD GOAL PERCENTAGE

Table with 2 columns: Player, FG Pct. Includes Lorenzo Gordon (3rd, 55.6), Neil Plank (8th, 53.4).

ASSISTS

Table with 2 columns: Player, Assists. Includes Vince Greene (5th, 4.59).

FREE THROW PERCENTAGE

Table with 2 columns: Player, FT Pct. Includes Vince Greene (1st, 91.5).

STEALS

Table with 2 columns: Player, Steals. Includes Greg Dilligard (11th, 1.35).

3-POINT FG PERCENTAGE

Table with 2 columns: Player, 3-Point FG Pct. Includes Gregg Alexander (3rd, 46.6).

3-POINT FG MADE

Table with 2 columns: Player, 3-Point FG Made. Includes Trey Guidry (5th, 1.94), Gregg Alexander (16th, 1.80).

BLOCKED SHOTS

Table with 2 columns: Player, Blocked Shots. Includes Greg Dilligard (4th, 1.76), Ronnie Carlwell (11th, 0.75).

ASSIST/TURNOVER RATIO

Table with 2 columns: Player, Ratio. Includes Gregg Alexander (3rd, 2.24), Vince Greene (9th, 1.66).

OFFENSIVE REBOUNDS

Table with 2 columns: Player, Offensive Rebounds. Includes Lorenzo Gordon (1st, 2.71), Greg Dilligard (12th, 2.06).

DEFENSIVE REBOUNDS

Table with 2 columns: Player, Defensive Rebounds. Includes Lorenzo Gordon (12th, 3.65), Neil Plank (15th, 3.47).

ILLINOIS STATE'S 2004-05 RECORD WHEN

Table with 2 columns: Record, Value. Includes Overall (12-5), Missouri Valley Conference (4-3), Playing Nationally Ranked Teams (0-0), Leading at the Half (9-0), Trailing at the Half (3-4), Tied at the Half (0-1), Leading with 5:00 to Play (12-0), Trailing with 5:00 to Play (0-5), Tied with 5:00 to Play (0-0), In Overtime (0-0), ISU out-rebounds opponent (7-2), Opponents out-rebound ISU (3-3), ISU has 15 or fewer Turnovers (8-3), ISU has fewer Turnovers than opp. (6-1), ISU shoots 50 Percent or Better (5-0), ISU shoots 40 Percent or Better (11-1), Opponents shoot less than 40 Percent (5-0), Opponents shoot 40 Percent or Better (7-5), ISU shoots better than Opponent (11-1), Opponent shoots better than ISU (1-4), ISU has more FG Attempts (3-3), Opponent has more FG Attempts (9-2), ISU Shoots better than 35% on 3's (8-2), ISU Attempts more 3's (5-2), Opponents Attempt more 3's (6-2), ISU has more FT Attempts (9-2), Opponent has more FT Attempts (2-3), ISU Scores 100 or More (0-0), ISU Scores 90 or More (0-0), ISU Scores 80 or More (3-0), ISU Scores 70 or More (10-0).

Table with 2 columns: Record, Value. Includes ISU Scores 60 or More (12-1), ISU Scores less than 60 (0-4), Opponent Scores 100 or More (0-0), Opponent Scores 90 or More (0-0), Opponent Scores 80 or More (0-0), Opponent Scores 70 or More (1-1), Opponent Scores 60 or More (9-5), Opponent Scores less than 60 (3-0), In Games Decided by 5 or less (3-1), In Games Decided by 6-10 Points (3-1), In Games Decided by 11-20 Points (4-2), In Games Decided by 21+ Points (2-1), Day Games (3-1), Night Games (9-4), Home Court (8-1), Away Games (2-4), Neutral Games (2-0), When ISU Scores First (5-0), When ISU Wins Tip (6-1), In November (4-2), In December (5-1), In January (3-2), In February (0-0), In March (0-0), On Sunday (1-1), On Monday (1-2), On Tuesday (2-1), On Wednesday (1-0), On Thursday (2-1), On Friday (0-0), On Saturday (5-0).



## 2004-05 GAME-BY-GAME

	Final	FG	FG%	3FG	3%	FT	FT%	O-D-T Reb.	Fouls	Assists	Turnovers	Blocks	Steals	Halftime
Penn State	73	27-56	.482	3-9	.333	16-23	.696	12-21-33	17	14	13	0	2	37
vs. ILLINOIS STATE	82	30-57	.526	8-20	.400	14-19	.737	6-23-29	18	19	10	2	6	32
ILLINOIS STATE at Marquette	32 60	10-50 22-48	.200 .458	1-16 6-16	.063 .375	11-21 10-15	.524 .667	11-17-28 11-34-45	17 21	4 14	13 18	2 6	5 2	15 38
Mississippi	52	18-48	.375	6-14	.429	10-18	.556	10-10-20	15	10	14	2	6	23
vs. ILLINOIS STATE	70	25-42	.595	7-13	.538	13-18	.722	9-23-32	16	14	18	5	7	38
Truman State	47	20-58	.345	4-14	.286	3-8	.375	11-21-32	15	8	16	1	4	19
at ILLINOIS STATE	82	31-55	.564	9-19	.474	11-17	.647	7-29-36	8	22	12	3	12	33
UT-Martin	51	17-59	.288	4-13	.308	13-17	.765	15-26-41	16	8	21	4	4	23
at ILLINOIS STATE	80	32-67	.478	12-24	.500	4-10	.400	12-29-41	15	20	12	3	12	38
Illinois-Chicago	60	23-45	.511	1-8	.125	13-16	.813	5-23-28	13	14	16	3	7	33
at ILLINOIS STATE	56	20-52	.385	7-23	.304	9-14	.643	12-18-30	18	13	16	0	9	26
St. John's	69	30-59	.508	6-14	.429	3-5	.600	7-24-31	21	16	16	5	5	31
at ILLINOIS STATE	77	26-53	.491	8-19	.421	17-28	.607	10-23-33	10	19	13	4	12	44
Alcorn State	62	25-69	.362	7-24	.292	5-11	.455	15-25-40	29	16	15	3	6	22
at ILLINOIS STATE	75	22-48	.458	6-18	.333	25-40	.625	9-32-41	15	16	16	7	10	34
Marshall	67	22-47	.468	9-23	.391	14-19	.737	7-23-30	22	15	20	4	3	36
at ILLINOIS STATE	79	28-52	.538	7-18	.389	16-26	.615	6-20-26	18	22	11	4	10	41
ILLINOIS STATE at Loyola-Chicago	73 67	24-52 27-63	.462 .429	5-19 7-21	.263 .333	20-25 6-7	.800 .857	14-22-36 15-17-32	14 21	13 11	14 11	9 3	6 7	40 35
ILLINOIS STATE at Southern Illinois*	49 61	20-43 25-56	.465 .446	5-12 4-18	.417 .222	4-17 7-9	.235 .779	8-21-29 11-22-33	15 15	14 13	20 12	1 3	6 14	23 33
SMS*	61	24-58	.414	6-14	.429	7-13	.538	14-18-32	17	10	15	4	5	27
at ILLINOIS STATE	62	23-48	.479	6-14	.429	10-14	.714	10-25-35	15	15	20	8	3	34
ILLINOIS STATE at Northern Iowa*	55 75	20-52 32-62	.385 .516	7-16 3-10	.438 .300	8-11 8-12	.727 .667	6-24-30 11-29-40	17 14	7 15	14 8	4 6	6 6	36 36
Indiana State*	61	24-52	.462	3-16	.188	10-15	.667	8-24-32	19	11	13	1	7	35
at ILLINOIS STATE	62	25-51	.490	2-12	.167	10-18	.556	8-23-31	17	21	13	1	9	32
ILLINOIS STATE at Evansville*	61 69	25-68 24-59	.368 .407	3-16 5-18	.188 .278	8-14 16-21	.571 .762	18-27-45 11-28-39	21 14	8 13	15 13	2 8	8 2	26 30
Drake*	61	24-62	.387	5-19	.263	8-13	.615	16-23-39	22	7	18	4	13	31
at ILLINOIS STATE	74	25-56	.446	8-23	.348	16-23	.696	13-27-40	18	18	17	6	6	35
ILLINOIS STATE at Indiana State*	73 69	24-43 26-56	.558 .464	6-17 11-20	.353 .550	19-23 6-9	.826 .667	5-20-25 9-16-25	15 15	15 15	13 11	1 1	5 3	37 38





# Gregg Alexander<sup>2</sup>

G • 6-4 • 205 • Sr.-3L • Lincoln, Ill. (Lincoln)

### CAREER BESTS:

Points – 24 vs. Hofstra, 11-25-01  
Rebounds – 10 vs. Bradley, 2-1-03  
Assists – 10 vs. Marshall, 12-11-04  
Blocked Shots – 3 vs. Northern Iowa, 12-20-03  
Steals – 5 at Drake, 2-26-03  
Minutes – 42 vs. Hofstra, 11-25-01

### SEASON BESTS:

Points – 15 vs. Drake, 1-15-05  
Rebounds – 7 vs. Tennessee-Martin, 11-27-04  
Assists – 10 vs. Marshall, 12-11-04  
Blocked Shots – 1 vs. Drake, 1-15-05  
Steals – 3 vs. St. John's, 12-4-04  
Minutes – 37 vs. Marshall, 12-11-04

### Last Time Out:

Nine points, one rebound and a steal in 35 minutes.

### UPDATED PLAYER NOTES:

- Tossed in five treys against Drake, the fifth game of his career with five three-pointers.
- Missed two games due to a severe ankle sprain.
- Dished out a career-high 10 assists (without a turnover) against Marshall en route to his second career double-double to go along with his 10 points.

### 2004-05 GAME-BY-GAME STATISTICS

Opponent	M	FG-A	3FG-A	FT-A	O-R	PF	A	TO	BLK	S	TP
vs. Penn State <sup>^</sup>	21	2-4	2-4	0-0	0-1	3	2	1	0	2	6
at Marquette <sup>^</sup>	23	0-3	0-2	0-0	0-1	1	0	1	0	0	0
vs. Mississippi <sup>^</sup>	26	3-5	2-4	0-0	0-0	3	2	0	0	0	8
Truman State	18	3-6	2-4	0-0	0-3	2	5	1	0	1	8
UT-Martin	29	3-4	3-4	0-0	0-7	1	2	2	0	1	9
Illinois-Chicago	17	1-3	1-3	0-0	0-1	2	3	3	0	0	3
St. John's	30	2-2	2-2	3-4	0-2	2	0	0	0	3	9
Alcorn State	31	3-5	3-5	2-2	0-3	2	5	1	0	1	11
Marshall	37	3-6	2-4	2-2	2	0	10	0	0	1	10
at Loyola-Chicago											
at Southern Illinois <sup>*</sup>											
SMS <sup>*</sup>	15	1-1	1-1	0-0	0-1	0	1	2	0	0	3
at Northern Iowa <sup>*</sup>	14	0-2	0-2	0-0	0-3	2	1	1	0	0	0
Indiana State <sup>*</sup>	26	1-2	1-2	0-0	2-5	0	0	2	0	0	3
at Evansville <sup>*</sup>	28	0-3	0-3	0-0	0-4	4	1	0	0	1	0
Drake <sup>*</sup>	34	5-11	5-11	0-1	0-6	3	6	2	1	1	15
at Indiana State <sup>*</sup>	35	3-7	3-7	0-0	0-1	0	0	1	0	1	9

**BOLD** indicates games started

<sup>^</sup> BCA Classic (Milwaukee, Wis.)

<sup>\*</sup> Missouri Valley Conference game



# Ronnie Carlwell<sup>1</sup>

C • 6-11 • 258 • Fr.-RS • Maywood, Ill. (Proviso East)

### CAREER BESTS:

Points – 7 vs. Truman State, 11-22-04  
Rebounds – 6 at Marquette, 11-15-04  
Assists – 2 vs. Tennessee-Martin, 11-27-04  
Blocked Shots – 3 vs. Drake, 1-15-05  
Steals – 1 vs. St. John's, 12-4-04  
Minutes – 24 at Marquette, 11-15-04

### SEASON BESTS:

Points – 7 vs. Truman State, 11-22-04  
Rebounds – 6 at Marquette, 11-15-04  
Assists – 2 vs. Tennessee-Martin, 11-27-04  
Blocked Shots – 3 vs. Drake, 1-15-05  
Steals – 1, twice  
Minutes – 24 at Marquette, 11-15-04

### Last Time Out:

Logged 10 minutes with two points and four boards.

### UPDATED PLAYER NOTES:

- Collected a career-best three blocked shots against Drake on Jan. 15.
- Scored a career-high seven points against Truman State.
- Played a career-high 24 minutes against Marquette and had a career best six rebounds along with three points and a pair of blocked shots.
- Scored four points in the exhibition game, including a break away dunk. Also added a blocked shot and five rebounds.
- Dropped 10 pounds and is running the floor better than ever.

### 2004-05 GAME-BY-GAME STATISTICS

Opponent	M	FG-A	3FG-A	FT-A	O-R	PF	A	TO	BLK	S	TP
vs. Penn State <sup>^</sup>	8	1-1	0-0	1-2	2-2	3	0	0	0	0	3
at Marquette <sup>^</sup>	24	1-2	0-0	1-3	2-6	3	1	3	2	0	3
vs. Mississippi <sup>^</sup>	16	0-1	0-0	0-0	0-1	2	1	1	2	0	0
Truman State	14	2-2	0-0	3-4	0-2	1	1	2	0	0	7
UT-Martin	14	0-2	0-0	0-0	3-5	1	2	1	2	0	0
Illinois-Chicago	6	0-1	0-0	0-0	2-3	0	0	0	0	0	0
St. John's	7	0-0	0-0	0-0	1-1	0	0	1	0	1	0
Alcorn State	6	0-0	0-0	0-0	0-0	0	0	0	2	1	0
Marshall	10	0-1	0-0	0-0	1-3	3	0	2	1	0	0
at Loyola-Chicago	8	0-2	0-0	0-0	0-2	0	0	0	0	0	0
at Southern Illinois <sup>*</sup>	4	0-1	0-0	0-0	1-1	0	0	0	0	0	0
SMS <sup>*</sup>	1	0-1	0-0	0-0	0-0	2	0	0	0	0	0
at Northern Iowa <sup>*</sup>	3	0-0	0-0	0-0	0-1	2	0	1	0	0	0
Indiana State <sup>*</sup>	5	1-2	0-0	0-0	1-3	2	1	0	0	0	2
at Evansville <sup>*</sup>											
Drake <sup>*</sup>	5	0-0	0-0	0-0	0-3	0	0	1	3	0	0
at Indiana State <sup>*</sup>	10	1-1	0-0	0-0	1-4	3	0	0	0	0	2

**BOLD** indicates games started

<sup>^</sup> BCA Classic (Milwaukee, Wis.)

<sup>\*</sup> Missouri Valley Conference game



## Greg Dilligard 50

F • 6-8 • 230 • So.-1L • Labelle, Mo. (Highland)

### CAREER BESTS:

Points – 14 vs. Marshall, 12-11-04  
 Rebounds – 11, twice  
 Assists – 4 vs. SMS, 12-30-04  
 Blocked Shots – 7 at Loyola-Chicago, 12-18-04  
 Steals – 3, four times  
 Minutes – 35, twice

### SEASON BESTS:

Points – 14 vs. Marshall, 12-11-04  
 Rebounds – 11, twice  
 Assists – 4 vs. SMS, 12-30-04  
 Blocked Shots – 7 at Loyola-Chicago, 12-18-04  
 Steals – 3, three times  
 Minutes – 35 at Loyola-Chicago, 12-18-04

### Last Time Out:

Three points, one rebound and a block in 15 minutes of action.

### UPDATED PLAYER NOTES:

- After two straight double-digit scoring efforts, has seven straight single-digit scoring games.
- Named State Farm MVC Player of the Week on Dec. 20 for his game at Loyola.
- Posted his first career double-double at Loyola-Chicago with 12 points and a career matching 11 rebounds. Also posted a career best seven blocks and three steals in a game that Porter Moser dubbed as “the single-best defensive performance I have ever been associated with.”
- Registered a career scoring night against Marshall with 14 points, including 12 in the first half.
- Dominated the glass against Mississippi with a career-high 11 rebounds.
- Tossed in 16 points and collected six rebounds, while dishing out a team high five assists in the exhibition win over UMSL.


### 2004-05 GAME-BY-GAME STATISTICS

Opponent	M	FG-A	3FG-A	FT-A	R	PF	A	TO	BLK	S	TP
vs. Penn State <sup>^</sup>	29	3-7	0-0	0-0	2-4	3	3	0	2	1	6
at Marquette <sup>^</sup>	30	2-4	0-0	2-4	3-3	1	0	1	0	0	6
vs. Mississippi <sup>^</sup>	32	3-3	0-0	1-1	2-9	4	1	3	3	0	7
Truman State	24	3-7	0-0	0-1	1-6	2	1	1	3	3	6
UT-Martin	25	1-4	0-0	1-4	3-6	3	2	0	1	0	3
Illinois-Chicago	25	3-5	0-0	0-2	2-4	2	0	2	0	3	6
St. John's	27	4-7	0-0	0-6	2-4	0	0	0	2	1	8
Alcorn State	25	3-5	0-0	1-2	3-7	1	1	0	2	2	7
Marshall	19	6-7	0-0	2-7	1-3	5	1	2	1	2	14
at Loyola-Chicago	35	4-5	0-0	4-7	4-11	3	1	1	7	3	12
at Southern Illinois <sup>*</sup>	31	4-6	0-0	1-2	0-4	1	1	2	1	2	9
SMS <sup>*</sup>	29	3-7	0-0	2-4	4-10	2	4	4	2	0	8
at Northern Iowa <sup>*</sup>	31	3-10	0-0	3-4	1-4	3	1	2	3	1	9
Indiana State <sup>*</sup>	15	1-3	0-0	0-0	1-4	4	0	0	0	1	2
at Evansville <sup>*</sup>	24	2-8	0-0	2-3	5-7	3	1	1	2	2	6
Drake <sup>*</sup>	30	2-2	0-0	0-3	0-2	2	0	3	0	1	4
at Indiana State <sup>*</sup>	15	1-1	0-0	1-4	0-1	4	0	3	1	1	3

**BOLD** indicates games started

<sup>^</sup> BCA Classic (Milwaukee, Wis.)

<sup>\*</sup> Missouri Valley Conference game



## Levi Dyer 32

C • 6-10 • 220 • Fr.-HS • Eaton, Colo. (Eaton)

### CAREER BESTS:

Points – 2, three times  
 Rebounds – 0  
 Assists – 0  
 Blocked Shots – 0  
 Steals – 2, twice  
 Minutes – 6 at Marquette, 11-15-04

### Last Time Out:

Did not play.

### UPDATED PLAYER NOTES:

- Has seen action in one of the last 12 games.
- Scored his first collegiate points in the loss to Marquette.
- Played only three minutes in the exhibition versus UMSL. Scored two points and grabbed a rebound.

### 2004-05 GAME-BY-GAME STATISTICS

Opponent	M	FG-A	3FG-A	FT-A	O-R	PF	A	TO	BLK	S	TP
vs. Penn State <sup>^</sup>	0+	0-0	0-0	0-0	0-0	0	0	0	0	0	0
at Marquette <sup>^</sup>	6	1-3	0-2	0-0	0-0	0	0	0	0	0	2
vs. Mississippi <sup>^</sup>	1	0-0	0-0	0-0	0	0	0	0	0	0	0
Truman State	4	1-1	0-0	0-0	0-0	0	0	0	0	2	2
UT-Martin	2	1-1	0-0	0-0	0-0	0	0	1	0	2	2
Illinois-Chicago											
St. John's											
Alcorn State											
Marshall											
at Loyola-Chicago											
at Southern Illinois <sup>*</sup>											
SMS <sup>*</sup>											
at Northern Iowa <sup>*</sup>	1	0-0	0-0	0-0	0-0	0	0	0	0	0	0
Indiana State <sup>*</sup>											
at Evansville <sup>*</sup>											
Drake <sup>*</sup>											
at Indiana State <sup>*</sup>											

**BOLD** indicates games started

<sup>^</sup> BCA Classic (Milwaukee, Wis.)

<sup>\*</sup> Missouri Valley Conference game



**Dana Ford** 31  
G • 6-4 • 195 • Jr.-2L • Tamms, Ill. (Egyptian)

**CAREER BESTS:**

Points – 9 at Northern Iowa, 1-7-03  
Rebounds – 8 at Southern Illinois, 1-4-03  
Assists – 3, four times  
Blocked Shots – 2, twice  
Steals – 3, twice  
Minutes – 31, twice

**SEASON BESTS:**

Points – 8 vs. Truman State, 11-22-04  
Rebounds – 5 vs. Tennessee-Martin, 11-27-04  
Assists – 2, three times  
Blocked Shots – 1, three times  
Steals – 2 vs. Tennessee-Martin, 11-27-04  
Minutes – 21 at Northern Iowa, 1-3-04

**Last Time Out:**  
One rebound and a turnover in five minutes of action.

**UPDATED PLAYER NOTES:**

- Has not scored a point in the last five games (75 minutes).
- Has played double-digit minutes in eight of the last nine games.
- Drew two starting assignments with Gregg Alexander's injury and averaged 1.0 point and 3.5 rebounds during his starts, while averaging 16.5 minutes.
- Switched uniform numbers from No. 3 to No. 31.
- Played 10 minutes in the exhibition game without a point, but snagged a pair of rebounds.

**2004-05 GAME-BY-GAME STATISTICS**

Opponent	M	FG-A	3FG-A	FT-A	O-R	PF	A	TO	BLK	S	TP
vs. Penn State <sup>A</sup>	10	1-2	0-1	0-0	1-2	0	0	0	0	0	2
at Marquette <sup>A</sup>	13	0-3	0-2	0-0	0-2	2	0	1	0	0	0
vs. Mississippi <sup>A</sup>	8	0-0	0-0	0-0	0-1	0	0	0	0	0	0
Truman State	13	3-3	2-2	0-0	0-2	0	1	1	0	0	8
UT-Martin	8	2-3	1-2	0-0	1-5	2	0	2	0	2	5
Illinois-Chicago	19	2-8	1-4	1-2	2-3	2	0	0	0	1	6
St. John's	6	0-0	0-0	0-0	0-1	1	0	0	0	1	0
Alcorn State	8	0-1	0-0	0-1	0-2	1	1	2	1	0	0
Marshall	11	1-1	0-0	0-0	0-0	1	2	1	0	0	2
at Loyola-Chicago	17	1-5	0-3	0-0	2-3	1	1	3	1	0	2
at Southern Illinois <sup>*</sup>	16	0-0	0-0	0-2	0-4	0	2	1	0	0	0
SMS <sup>*</sup>	17	1-2	1-2	0-0	1-4	0	1	1	1	0	3
at Northern Iowa <sup>*</sup>	21	0-2	0-0	0-0	0-0	1	0	1	0	1	0
Indiana State <sup>*</sup>	13	0-2	0-1	0-0	0-1	1	2	0	0	2	0
at Evansville <sup>*</sup>	17	0-0	0-0	0-0	0-2	0	0	2	0	0	0
Drake <sup>*</sup>	19	0-1	0-1	0-0	1-4	4	1	3	1	0	0
at Indiana State <sup>*</sup>	5	0-1	0-0	0-0	0-1	1	0	1	0	0	0

**BOLD** indicates games started  
<sup>A</sup> BCA Classic (Milwaukee, Wis.)  
<sup>\*</sup> Missouri Valley Conference game



**Khalif Ford** 5  
G • 6-1 • 181 • Fr.-HS • Diamond Bar, Calif. (Diamond Bar)

**CAREER BESTS:**

Points – 6 vs. Alcorn State, 12-7-04  
Rebounds – 2, four times  
Assists – 6 vs. Indiana State, 1-6-05  
Blocked Shots – 0  
Steals – 2, twice  
Minutes – 19 vs. Indiana State, 1-6-05

**Last Time Out:**  
Did not play due to injury.

**UPDATED PLAYER NOTES:**

- Will miss 3-6 weeks with a broken third metacarpal in his left hand.
- Played 33 minutes turnover free, prior to breaking his hand.
- A career best six assists without a turnover against Indiana State.
- Scored the first points of his collegiate career with a career best six points against Alcorn State.
- Made his Redbird debut against Mississippi and made his presence felt in only 11 minutes of action, causing one steal, snagging two rebounds and handing out three assists.
- Had been sidelined the first three weeks with a stress fracture in his right tibia.

**2004-05 GAME-BY-GAME STATISTICS**

Opponent	M	FG-A	3FG-A	FT-A	O-R	PF	A	TO	BLK	S	TP
vs. Penn State <sup>A</sup>											
at Marquette <sup>A</sup>											
vs. Mississippi	11	0-0	0-0	0-0	0-2	1	3	1	0	1	0
Truman State											
UT-Martin	13	0-1	0-0	0-0	0-1	3	1	1	0	0	0
Illinois-Chicago	5	0-1	0-1	0-0	0-1	1	1	1	2	0	0
St. John's	3	0-0	0-0	0-0	0-1	1	0	0	0	0	0
Alcorn State	10	1-1	1-1	3-4	0-1	2	0	1	0	2	6
Marshall	11	0-0	0-0	1-4	0-0	0	1	1	0	1	1
at Loyola-Chicago	6	0-0	0-0	0-0	0-2	1	1	1	0	0	0
at Southern Illinois <sup>*</sup>	16	1-2	0-1	0-0	1-1	4	0	2	0	0	0
SMS <sup>*</sup>	10	0-1	0-1	0-0	0-1	1	2	1	0	0	0
at Northern Iowa <sup>*</sup>	10	1-3	0-1	1-1	0-2	1	0	1	0	0	3
Indiana State	19	2-3	0-0	0-0	0-1	2	6	0	0	2	4
at Evansville <sup>*</sup>	14	1-2	0-0	0-0	0-2	4	1	0	0	1	2

Drake<sup>\*</sup> Did not play – Injury  
at Indiana State<sup>\*</sup> Did not play – Injury  
**BOLD** indicates games started  
<sup>A</sup> BCA Classic (Milwaukee, Wis.)  
<sup>\*</sup> Missouri Valley Conference game



**Lorenzo Gordon** 1  
F • 6-7 • 245 • Jr.-TR • St. Louis, Mo. (Vashon/Mineral Area CC)

**CAREER BESTS:**

Points – 26, twice  
Rebounds – 14 at Evansville, 1-9-05  
Assists – 4 at Southern Illinois, 12-23-04  
Blocked Shots – 2 vs. SMS, 12-30-04  
Steals – 2, three times  
Minutes – 36 at Indiana State, 1-19-05

**Last Time Out:**

Matched his career high with 26 points, while also adding seven boards.

**UPDATED PLAYER NOTES:**

- Has two straight double-doubles and three for the season.
- Has scored double figures in 15 of 17 games.
- Has nine 20-point scoring efforts on the season, including four straight.
- Matched his career high with 26 tallies at Indiana State.
- Named the Valley Newcomer of the Week on Nov. 22 for his effort in the BCA Classic.
- Following his three game performance at the BCA Classic, Gordon was selected to the all-tournament team. He averaged 18.3 points and seven rebounds in the three contests.
- Had a monster game against Mississippi, bringing in the first double-double of the season for the Redbirds with 22 points and 10 rebounds.
- Led the 'Birds with 26 points in his ISU debut. At one stretch, scored 18 straight points for ISU, including the first 14 of the second half.


**2004-05 GAME-BY-GAME STATISTICS**

Opponent	M	FG-A	3FG-A	FT-A	O-R	PF	A	TO	BLK	S	TP
vs. Penn State <sup>^</sup>	33	10-15	0-0	6-10	1-6	1	1	1	0	1	26
at Marquette <sup>^</sup>	21	2-9	0-0	3-7	4-5	3	0	1	0	0	7
vs. Mississippi <sup>^</sup>	31	8-13	0-0	6-11	6-10	2	1	1	0	1	22
Truman State	27	5-8	0-0	6-8	1-5	0	0	2	0	0	16
UT-Martin	24	11-20	0-0	1-2	4-4	2	1	0	0	2	23
Illinois-Chicago	27	5-8	0-0	3-4	3-6	4	0	1	0	1	13
St. John's	28	6-12	0-0	10-14	3-6	2	2	4	0	2	22
Alcorn State	29	8-14	0-0	3-7	0-7	3	0	1	1	0	19
Marshall	22	5-9	0-0	5-7	0-2	2	1	3	0	1	22
at Loyola-Chicago	27	7-11	0-0	5-6	2-6	3	0	2	0	0	19
at Southern Illinois <sup>*</sup>	34	5-12	0-0	3-9	1-4	2	4	2	0	1	13
SMS <sup>*</sup>	33	6-14	0-0	5-6	1-6	3	0	1	2	0	17
at Northern Iowa <sup>*</sup>	28	4-11	0-0	1-1	2-5	3	2	3	0	0	9
Indiana State <sup>*</sup>	29	9-13	0-0	2-5	0-2	2	2	0	1	1	20
at Evansville <sup>*</sup>	35	9-17	0-0	6-11	7-14	2	0	2	0	1	24
Drake <sup>*</sup>	32	8-15	0-0	5-6	8-13	1	2	1	1	2	21
at Indiana State <sup>*</sup>	36	11-13	0-0	4-4	3-7	2	2	2	0	1	26

**BOLD** indicates games started

<sup>^</sup> BCA Classic (Milwaukee, Wis.)

<sup>\*</sup> Missouri Valley Conference game



**Vince Greene** 11  
G • 5-9 • 165 • Sr.-3L • Chicago, Ill. (Brother Rice)

**CAREER BESTS:**

Points – 29 at Bradley, 2-12-03  
Rebounds – 8 vs. Penn State, 11-14-04  
Assists – 11 vs. Jacksonville, 12-18-02  
Blocked Shots – 2 vs. SMS, 12-30-04  
Steals – 7 at Evansville, 1-25-03  
Minutes – 42 at Illinois, 1-3-04

**SEASON BESTS:**

Points – 16 at Indiana State, 1-19-05  
Rebounds – 8 vs. Penn State, 11-14-04  
Assists – 10 at Indiana State, 1-19-05  
Blocked Shots – 2 vs. SMS, 12-30-04  
Steals – 2, five times  
Minutes – 37 vs. St. John's, 12-4-04

**Last Time Out:**

Second career double-double with 16 points and 10 assists.

**UPDATED PLAYER NOTES:**

- Posted his second career double-double at Illinois State with a season high 16 points and 10 assists at Indiana State.
- Has six double-digit scoring games this season, including two straight
- Posted a career best two blocked shots against SMS.
- Logged 37 minutes with only one turnover and six assists against St. John's.
- Converted an Illinois State record 57 straight free throw attempts dating back to last season, before missing his first of the season against Illinois-Chicago
- After starting his career as a Prop 48 student-athlete, he earned his fourth year of eligibility by graduating last spring.

**2004-05 GAME-BY-GAME STATISTICS**

Opponent	M	FG-A	3FG-A	FT-A	O-R	PF	A	TO	BLK	S	TP
vs. Penn State <sup>^</sup>	30	1-4	1-4	4-4	0-8	2	6	3	0	1	7
at Marquette <sup>^</sup>	29	0-2	0-0	0-0	0-1	0	0	1	0	0	0
vs. Mississippi <sup>^</sup>	25	1-3	1-3	4-4	0-0	0	2	6	0	2	7
Truman State	30	5-8	2-4	2-2	0-2	1	5	2	0	2	14
UT-Martin	26	2-5	1-2	0-0	0-4	0	7	2	0	1	5
Illinois-Chicago	35	2-4	1-2	3-4	0-2	1	7	4	0	1	8
St. John's	37	4-9	3-7	2-2	0-3	0	6	1	0	1	13
Alcorn State	30	1-4	1-4	8-10	1-5	0	6	3	0	0	11
Marshall	29	2-4	1-3	4-4	0-1	1	4	0	0	0	9
at Loyola-Chicago	34	0-3	0-3	5-6	0-2	1	5	3	0	2	5
at Southern Illinois <sup>*</sup>	24	1-1	1-1	0-0	0-3	5	7	0	1	3	3
SMS <sup>*</sup>	30	3-6	1-3	0-0	0-2	3	3	3	2	0	7
at Northern Iowa <sup>*</sup>	27	4-8	3-5	0-0	1-1	1	1	4	0	1	11
Indiana State <sup>*</sup>	22	0-2	0-2	0-0	0-1	0	5	3	0	1	0
at Evansville <sup>*</sup>	26	2-7	0-2	0-0	0-1	2	3	1	0	2	4
Drake <sup>*</sup>	33	4-11	2-6	2-2	0-1	2	3	1	0	1	12
at Indiana State <sup>*</sup>	35	3-5	1-2	9-9	0-4	1	10	3	0	2	16

**BOLD** indicates games started

<sup>^</sup> BCA Classic (Milwaukee, Wis.)

<sup>\*</sup> Missouri Valley Conference game



**Trey Guidry** 24  
G • 6-2 • 195 • Sr.-2L • Baton Rouge, La. (Central/NC State)

**CAREER BESTS:**

Points – 27, three times  
Rebounds – 8, twice  
Assists – 11 at Kent State, 12-7-02  
Blocked Shots – 1, seven times  
Steals – 5 vs. Marshall, 12-11-04  
Minutes – 38, four times

**SEASON BESTS:**

Points – 27 vs. Tennessee-Martin, 11-27-04  
Rebounds – 8, twice  
Assists – 4, three times  
Blocked Shots – 1, twice  
Steals – 5 vs. Marshall, 12-11-04  
Minutes – 38 vs. Illinois-Chicago, 11-30-04

**Last Time Out:**

Nine points and three boards, while holding David Moss to 10 points on 3-for-10 shooting.

**UPDATED PLAYER NOTES:**

- Has 10 double-digit scoring games this season.
- Nailed the game-winning basket at home against Indiana State with seven seconds remaining.
- Tossed in the 1,000<sup>th</sup> point of his career at Northern Iowa on Jan. 3.
- Equalled his career high with 27 points against Tennessee-Martin.
- With six treys against Tennessee-Martin, now has 12 games in his career with five or more made threes.
- Named to Dick Vitale's "All AT&T" team, highlighting the top five three-point shooters in the nation.
- Needed only 28 minutes to drop 24 points on Mississippi in the BCA Classic.
- Scored 16 points and dished out four assists in win over Penn State.
- Tossed in a team high 19 points in the exhibition win over UMSL, hitting his first six field goal attempts.
- Sideline during the practice against Ball State with a back injury.


**2004-05 GAME-BY-GAME STATISTICS**

Opponent	M	FG-A	3FG-A	FT-A	O-R	PF	A	TO	BLK	S	TP
vs. Penn State <sup>^</sup>	33	6-12	2-3	2-2	0-2	2	4	1	0	1	16
at Marquette <sup>^</sup>	24	1-11	0-5	4-4	0-2	3	2	1	0	0	6
vs. Mississippi <sup>^</sup>	28	9-12	4-5	2-2	1-1	1	2	2	0	1	24
Truman State	27	4-9	2-6	0-0	1-8	1	4	1	0	2	10
Tennessee-Martin	30	10-19	6-12	1-2	0-3	1	2	2	0	2	27
Illinois-Chicago	38	3-13	3-10	0-0	0-2	2	1	2	0	2	9
St. John's	34	3-13	0-6	0-0	1-8	3	4	3	1	1	6
Alcorn State	19	4-8	1-4	1-3	0-3	4	1	4	0	1	10
Marshall	33	3-13	1-6	0-0	0-4	2	1	2	1	5	7
at Loyola-Chicago	27	3-11	1-6	2-2	2-2	3	3	1	0	0	9
at Southern Illinois <sup>*</sup>	34	4-13	2-6	0-1	0-2	3	0	2	0	2	10
SMS <sup>*</sup>	25	5-10	2-5	3-4	0-0	4	1	2	0	2	15
at Northern Iowa <sup>*</sup>	33	7-11	3-6	3-4	0-3	1	1	0	0	1	20
Indiana State <sup>*</sup>	24	3-7	1-4	2-4	0-2	2	3	3	0	0	9
at Evansville <sup>*</sup>	30	8-21	3-8	0-0	0-3	2	2	5	0	0	19
Drake <sup>*</sup>	22	3-12	1-5	3-3	0-1	5	1	4	0	1	10
at Indiana State <sup>*</sup>	33	2-9	1-5	4-5	0-3	2	2	1	0	0	9

**BOLD** indicates games started

<sup>^</sup> BCA Classic (Milwaukee, Wis.)

<sup>\*</sup> Missouri Valley Conference game



**Micah Kirstein** 12  
G • 6-3 • 190 • So.-1L • Herscher, Ill. (Bishop McNamara)

**CAREER BESTS:**

Points – 0  
Rebounds – 1 vs. Truman State, 11-22-04  
Assists – 1 vs. Tennessee-Martin, 11-27-04  
Blocked Shots – 0  
Steals – 0  
Minutes – 2 vs. Truman State, 11-22-04

**SEASON BESTS:**

Points – 0  
Rebounds – 1 vs. Truman State, 11-22-04  
Assists – 1 vs. Tennessee-Martin, 11-27-04  
Blocked Shots – 0  
Steals – 0  
Minutes – 2 vs. Truman State, 11-22-04

**Last Time Out:**

Did not play.

**UPDATED PLAYER NOTES:**

- Has played in one of the last 12 games.
- Tossed in a point in the exhibition game against UMSL.

**2004-05 GAME-BY-GAME STATISTICS**

Opponent	M	FG-A	3FG-A	FT-A	O-R	PF	A	TO	BLK	S	TP
vs. Penn State <sup>^</sup>	0+	0-0	0-0	0-0	0-0	0	0	0	0	0	0
at Marquette <sup>^</sup>											
vs. Mississippi <sup>^</sup>											
Truman State	2	0-0	0-0	0-0	0-1	1	0	0	0	0	0
UT-Martin	1	0-0	0-0	0-0	0-0	0	1	0	0	0	0
Illinois-Chicago											
St. John's											
Alcorn State											
Marshall											
at Loyola-Chicago											
at Southern Illinois <sup>*</sup>											
SMS <sup>*</sup>											
at Northern Iowa <sup>*</sup>	1	0-0	0-0	0-0	0-0	0	0	0	0	0	0
Indiana State <sup>*</sup>											
at Evansville <sup>*</sup>											
Drake <sup>*</sup>											
at Indiana State <sup>*</sup>											

**BOLD** indicates games started

<sup>^</sup> BCA Classic (Milwaukee, Wis.)

<sup>\*</sup> Missouri Valley Conference game



**Nedu Onyeuku** **3**  
G • 6-3 • 185 • Jr.-TR • Omaha, Neb. (Creighton Prep/Iowa Western CC)

**CAREER BESTS:**

**Points** – 16 vs. Penn State, 11-14-04  
**Rebounds** – 5 at Southern Illinois, 12-23-04  
**Assists** – 4 vs. St. John's, 12-4-04  
**Blocked Shots** – 1, three times  
**Steals** – 2, twice  
**Minutes** – 26 at Southern Illinois, 12-23-04

**Last Time Out:**

Logged five minutes with one personal foul and a missed three-point attempt.

**UPDATED PLAYER NOTES:**

- Earned his first career start against SMS.
- Had back-to-back double digit games with 10 points at both Loyola and Southern Illinois.
- Dished out a career-high four assists against St. John's including an electrifying behind-the-back pass to Lorenzo Gordon on a fast break.
- Poured in a career-high 16 points in the season opening win over Penn State. Shot 6-for-9 from the field and 3-of-6 on treys.


**2004-05 GAME-BY-GAME STATISTICS**

Opponent	M	FG-A	3FG-A	FT-A	O-R	PF	A	TO	BLK	S	TP	
vs. Penn State <sup>^</sup>	15	6-9	3-6	1-1	0-0	4	2	2	0	0	16	
at Marquette <sup>^</sup>	19	3-13	1-5	1-1	1-4	4	0	2	0	2	8	
vs. Mississippi <sup>^</sup>	19	1-4	0-1	0-0	0-2	3	1	3	0	2	2	
Truman State	20	3-8	0-2	0-0	0-0	0	2	1	0	0	6	
UT-Martin	9	0-3	0-1	0-0	0-2	0	0	0	0	1	0	
Illinois-Chicago	6	1-3	0-2	0-0	0-2	2	0	1	0	0	2	
St. John's	10	2-4	1-2	0-0	0-1	1	4	2	0	1	5	
Alcorn State	22	1-5	0-2	4-5	2-2	1	2	4	1	1	6	
Marshall	Did not play – Coach's suspension											
at Loyola-Chicago	19	3-5	2-3	2-2	1-2	0	0	2	1	1	10	
at Southern Illinois <sup>*</sup>	26	4-6	2-3	0-0	1-5	2	2	0	0	0	10	
<b>SMS<sup>*</sup></b>	<b>20</b>	<b>1-2</b>	<b>0-1</b>	<b>0-0</b>	<b>0-0</b>	<b>0</b>	<b>0</b>	<b>4</b>	<b>0</b>	<b>0</b>	<b>2</b>	
at Northern Iowa <sup>*</sup>	9	0-0	0-0	0-0	0-2	2	0	1	1	1	0	
Indiana State <sup>*</sup>	16	2-7	0-2	1-2	2-3	1	1	4	0	1	5	
at Evansville <sup>*</sup>	4	0-1	0-0	0-0	2-2	1	0	1	0	1	0	
Drake <sup>*</sup>	Did not play – Coach's decision											
at Indiana State <sup>*</sup>	5	0-1	0-1	0-0	0-0	1	0	0	0	0	0	

**BOLD** indicates games started

<sup>^</sup> BCA Classic (Milwaukee, Wis.)

<sup>\*</sup> Missouri Valley Conference game



**Neil Plank** **25**  
G/F • 6-5 • 208 • Jr.-1L • Mt. Zion, Ill. (Mt. Zion/Wisconsin)

**CAREER BESTS:**

**Points** – 21, twice  
**Rebounds** – 11 vs. Southern Illinois, 1-21-04  
**Assists** – 6 vs. Florida A&M, 11-23-03  
**Blocked Shots** – 1, four times  
**Steals** – 5 vs. Florida A&M, 11-23-03  
**Minutes** – 41 vs. Western Kentucky, 12-16-03

**SEASON BESTS:**

**Points** – 21 vs. Marshall, 12-11-04  
**Rebounds** – 9 vs. Drake, 1-15-04  
**Assists** – 5 vs. Drake, 1-15-04  
**Blocked Shots** – 1, three times  
**Steals** – 2 vs. Alcorn State, 12-7-04  
**Minutes** – 31 vs. Indiana State, 1-6-05

**Last Time Out:**

Scored all eight of his points during a crucial three-minute stretch in the second half.

**UPDATED PLAYER NOTES:**

- Has five double-digit scoring games this season.
- Scored 12 points on 3-for-4 shooting with a season best nine rebounds and a season high five assists.
- Came off the bench with 17 points and seven rebounds against Indiana State.
- Named Prairie Farms/MVC Scholar-Athlete of the Week on Dec. 13 and Dec. 20.
- Equaled his career best with 21 points on 8-for-11 shooting to pace the 'Birds over Marshall. Also added eight rebounds.
- Was nearly perfect from the floor against St. John's with 14 points on 5-for-6 shooting. Also chipped in three boards, three assists and a steal.

**2004-05 GAME-BY-GAME STATISTICS**

Opponent	M	FG-A	3FG-A	FT-A	O-R	PF	A	TO	BLK	S	TP	
vs. Penn State <sup>^</sup>	21	0-3	0-2	0-0	0-2	0	1	2	0	0	0	
at Marquette <sup>^</sup>	Did not play – Injured											
vs. Mississippi	Did not play – Injured											
Truman State	15	2-3	1-1	0-0	1-4	0	2	0	0	1	5	
UT-Martin	18	2-5	1-3	1-2	0-2	2	2	1	0	1	6	
Illinois-Chicago	22	3-6	1-1	2-2	2-3	2	1	1	0	1	9	
St. John's	18	5-6	2-2	2-2	1-3	0	3	2	1	1	14	
Alcorn State	20	1-5	0-2	3-6	2-6	1	0	0	0	2	5	
Marshall	28	8-11	3-5	2-2	2-8	4	2	0	1	0	21	
at Loyola-Chicago	27	6-10	2-4	2-2	1-3	2	2	1	0	0	16	
at Southern Illinois <sup>*</sup>	15	1-2	0-1	0-3	2-5	0	0	3	0	0	2	
<b>SMS<sup>*</sup></b>	<b>20</b>	<b>3-4</b>	<b>1-1</b>	<b>0-0</b>	<b>2-7</b>	<b>0</b>	<b>3</b>	<b>2</b>	<b>1</b>	<b>1</b>	<b>7</b>	
at Northern Iowa <sup>*</sup>	21	1-5	1-2	0-1	0-4	1	1	0	0	1	3	
Indiana State <sup>*</sup>	31	6-10	0-1	5-7	1-7	3	1	1	0	1	17	
at Evansville <sup>*</sup>	22	3-9	0-3	0-0	2-6	3	0	3	0	0	6	
Drake <sup>*</sup>	25	3-4	0-0	6-8	4-9	1	5	1	0	0	12	
at Indiana State <sup>*</sup>	26	3-5	1-2	1-1	0-3	1	1	2	0	0	8	

**BOLD** indicates games started

<sup>^</sup> BCA Classic (Milwaukee, Wis.)

<sup>\*</sup> Missouri Valley Conference game



**Travis Wallace** 14  
 G • 6-0 • 175 • Jr.-TR • St. Louis, Mo. (Jennings/Meramec)

**CAREER BESTS:**

- Points – 0
- Rebounds – 2 at Marquette, 11-15-04
- Assists – 1, three times
- Blocked Shots – 0
- Steals – 3 at Marquette, 11-15-04
- Minutes – 11 at Marquette, 11-15-04

**Last Time Out:**  
 Did not play.

**UPDATED PLAYER NOTES:**

- Has played in one of the last 12 games.
- Saw 11 minutes of action against Marquette, spotting point guard Vince Greene.
- Played two minutes in the exhibition game against UMSL and finished with two points.

**2004-05 GAME-BY-GAME STATISTICS**

Opponent	M	FG-A	3FG-A	FT-A	O-R	PF	A	TO	BLK	S	TP
vs. Penn State <sup>a</sup>	0+	0-0	0-0	0-0	0-0	0	0	0	0	0	0
at Marquette <sup>a</sup>	11	0-0	0-0	0-2	1-2	0	1	0	0	3	0
vs. Mississippi <sup>a</sup>	3	0-0	0-0	0-0	0-1	0	1	0	0	0	0
Truman State	6	0-0	0-0	0-2	0-1	0	1	0	0	1	0
UT-Martin	1	0-0	0-0	0-0	0-0	0	0	0	0	0	0
Illinois-Chicago											
St. John's											
Alcorn State											
Marshall											
at Loyola-Chicago											
at Southern Illinois <sup>*</sup>											
SMS <sup>*</sup>											
at Northern Iowa <sup>*</sup>	1	0-0	0-0	0-0	0-0	0	0	0	0	0	0
Indiana State <sup>*</sup>											
at Evansville <sup>*</sup>											
Drake <sup>*</sup>											
at Indiana State <sup>*</sup>											

**BOLD** indicates games started  
<sup>a</sup> BCA Classic (Milwaukee, Wis.)  
<sup>\*</sup> Missouri Valley Conference game







GAME 3

Redbirds Roll Over the Rebels

MILWAUKEE, Wis. – What a difference a day makes – especially when it comes to field goal shooting for the Illinois State basketball team.

It looked like ISU's shooting woes were going to continue after missing its first two shots of the game, but then the Redbirds (2-1) hit five straight field goals that initiated a 25-10 run to open the game.

Ole Miss (1-2) closed the gap to 29-21, but the Redbirds rallied with a 9-2 run and finished the half with a 38-23 lead.

Guidry finished with a game-high 24 points on 9-for-12 shooting, including 4-of-5 on treys. Gordon tossed in his first career double-double with 22 points and 10 rebounds, while Greg Dilligard chipped in 11 boards and seven points.

Ole Miss was led by Bam Doynne's 11 points and he was the only Rebel in double figures. Illinois State finished the BCA Classic with a third-place title and wins over both the Big Ten and South-eastern Conference.

ILLINOIS STATE 70, Mississippi 52

November 15, 2004 • Bradley Center

Table with 7 columns: Player, Min, FG-A, FT-A, O-REB, A, PF, TP. Lists stats for Illinois State players like Gordon, Dilligard, Alexander, etc.

Team Pct.: FG – .595; FT – .722

3-Pt.: 6-13, .538 (Alexander 2-4, Greene 1-3, Guidry 4-5, Onyeuku 0-1)

Blocks: 5 (Dilligard 3, Carlwell 2)

Turnovers: 18 (Gordon 1, Dilligard 3, Greene 6, Guidry 2, Onyeuku 3, K. Ford 1, Carlwell 1)

Steals: 7 (Gordon 1, Greene 2, Guidry 1, Onyeuku 2, K. Ford 1)

Table with 7 columns: Player, Min, FG-A, FT-A, O-REB, A, PF, TP. Lists stats for Mississippi players like Moore, Rhodes, Abernathy, etc.

Team Pct.: FG – .375; FT – .556

3-Pt.: 6-14, .429 (Abernathy 0-1, Nolen 1-2, Smith 0-1, Fox 2-5, Johnson 1-2, Patterson 0-1, Doynne 2-2)

Blocks: 2 (Fox 1, Jackson 1)

Turnovers: 14 (Rhodes 2, Abernathy 4, Glass 1, Fox 1, Johnson 1, Doynne 1, Eddie 2, Jackson 2)

Steals: 6 (Rhodes 2, Abernathy 1, Nolen 2, Parnell 1)

Officials: Zeldon Steed, William Humes, David Guthrie
Attendance: 8744
Halftime Score: Mississippi 52, ILLINOIS STATE 70

GAME 4

Second Half Run Gives 'Birds 82-47 Win

NORMAL, Ill. – A Gregg Alexander three-pointer ignited a 14-0 second half run that helped lead the Illinois State basketball team to an 82-47 victory over Truman State in the team's home opener Monday night.

The Redbirds (3-1) were led again by the stellar play of Lorenzo Gordon, who had 16 points and 5 rebounds, while Vince Greene chipped in 14 points and 5 assists.

The Redbirds jumped out to an early 8-0 lead thanks to a lay-up by Gordon and three-pointers from Trey Guidry (10 points) and Alexander (8 points).

Illinois State extended its lead to 14 at halftime, 33-19, with Gordon and Greene each chipping in 10 points apiece.

The Redbird lead extended even further in the second half. Neil Plank's three-pointer and Greg Dilligard's lay-up made the score 44-23, but Truman State answered with a 10-0 run of their own with Matt Brock and Austin Kirby each hitting a three during that stretch.

Alexander's basket started the 14-0 run for the 'Birds and they never looked back. Dilligard's dunk off his own steal ignited the Redbird Arena crowd and gave the home team a 58-33 advantage. Mike Oppland's 12 points led Truman State.

ILLINOIS STATE 82, Truman State 47

November 22, 2004 • Redbird Arena

Table with 7 columns: Player, Min, FG-A, FT-A, O-REB, A, PF, TP. Lists stats for Truman State players like Oppland, Agbo, Sodemann, etc.

Team Pct.: FG – .345; FT – .375

3-Pt.: 4-14, .286 (Sodemann 1-2, Kirby 1-4, Lindsey 0-1, G. Welker 0-1, Certa 0-1, Brock 2-5)

Blocks: 1 (Lindsey 1)

Turnovers: 16 (Oppland 4, Agbo 3, Sodemann 1, Lindsey 2, Hatcher 1, Calmes 1, Hardy 3, Ogle 1)

Steals: 4 (Agbo 1, Lindsey 1, Calmes 1, Hardy 1)

Table with 7 columns: Player, Min, FG-A, FT-A, O-REB, A, PF, TP. Lists stats for Illinois State players like Gordon, Dilligard, Alexander, etc.

Team Pct.: FG – .564; FT – .647

3-Pt.: 9-19, .474 (Alexander 2-4, Greene 2-4, Guidry 2-6, Onyeuku 0-2, Plank 1-1, D. Ford 2-2)

Blocks: 3 (Dilligard 3)

Turnovers: 12 (Gordon 2, Dilligard 1, Alexander 1, Greene 2, Guidry 1, Onyeuku 1, D. Ford 1, Carlwell 2, Team 1)

Steals: 12 (Dilligard 3, Alexander 1, Greene 2, Guidry 2, Wallace 1, Plank 1, Dyer 2)

Officials: Eddie Jackson, Tim Hutchinson, Mark Mayhood
Attendance: 4127
Halftime Score: ILLINOIS STATE 33, Truman State 19

GAME 5

'Birds Ground Skyhawks

NORMAL, Ill. – Trey Guidry matched a career high with 27 points and Lorenzo Gordon chipped in 23 as Illinois State pounded Tennessee-Martin 80-51 Saturday afternoon at Redbird Arena.

ISU enjoyed the friendly rims of Redbird Arena, as they shot 32-67 (.478) from the field, including a 12-24 showing from beyond the arc.

Illinois State (4-1) came out strong as they rode the hot hands of Guidry and Gordon to a 17-4 lead to open the game.

The Skyhawks (1-2) would cut the deficit to five, 23-18, with just over eight minutes to go, however the 'Birds finished the first frame the way they started, closing out the half on a 9-0 run to take a 38-23 lead into the locker room.

Tenn.-Martin would get the lead down to 13 early in the second half, but a 13-3 Illinois State run capped by a Guidry three gave the 'Birds a 23-point advantage and closed the door on any thoughts of a Skyhawk comeback.

ILLINOIS STATE 80, Tennessee-Martin 51

November 27, 2004 • Redbird Arena

Table with 7 columns: Player, Min, FG-A, FT-A, O-REB, A, PF, TP. Lists stats for UT-Martin players like Newson, Thompson, Woodfork, etc.

Team Pct.: FG – .288; FT – .765

3-Pt.: 4-13, .308 (Newson 1-1, Bullock 2-7, George 1-2, Ferrell 0-1, Flatt 0-2)

Blocks: 4 (Thompson 2, Lewis 2)

Turnovers: 21 (Newson 2, Thompson 3, Woodfork 1, Bullock 1, Ford 5, George 2, Lewis 2, Ferrell 1, Flatt 2, Carter 2)

Steals: 4 (Bullock 2, Lewis 2)

Table with 7 columns: Player, Min, FG-A, FT-A, O-REB, A, PF, TP. Lists stats for Illinois State players like Gordon, Dilligard, Alexander, etc.

Team Pct.: FG – .478; FT – .400

3-Pt.: 12-24, .500 (Alexander 3-4, Greene 1-2, Guidry 6-12, Onyeuku 0-1, Plank 1-3, D. Ford 1-2)

Blocks: 3 (Dilligard 1, Carlwell 2)

Turnovers: 12 (Alexander 2, Greene 2, Guidry 2, K. Ford 1, Plank, D. Ford 2, Dyer 1, Carlwell 1)

Steals: 12 (Gordon 2, Alexander 1, Greene 1, Guidry 2, Onyeuku 1, Plank 1, D. Ford 2, Dyer 2)

Officials: Jerry Seibert, Scott Fruehling, Kerry Campbell
Attendance: 4051
Halftime Score: ILLINOIS STATE 38, Tennessee-Martin 23



## GAME 6

### Redbirds Fight Flames to Finish, Falling 60-56

**NORMAL, Ill.** – Lorenzo Gordon scored in double figures for the fourth consecutive game, but Illinois State could not contain a hot shooting Illinois-Chicago squad, as the Redbirds dropped a heartbreaker, 60-56 Tuesday night at Redbird Arena.

The Redbirds held all-everything Flame Cedric Banks to only two points on 1-for-8 shooting, but UIC shot a blistering 51 percent from the field. Illinois State did not get the friendly rolls from the rim that they have grown accustomed to this season, as they only shot 39 percent from the field, marking only the second time this season Illinois State has shot under 45 percent.

In the first half, Illinois State (4-2) jumped out to a brief 4-2 lead following a Vince Greene three, but UIC (2-2) would counter with a 9-0 run to take a 11-4 lead, a lead which they would not give up during the first half. Seven was the biggest advantage of the half for the Flames, as they answered every time the 'Birds made a run.

Despite only playing 11 minutes, Gordon led the Redbirds with seven points in the first frame. Justin Bowen paced UIC with 10 in the first half and led three Flames in double figures for the game with 14 points.

After tying the game 56-56 on his first charity shot, Greene missed the second free throw, leaving the game tied at 56 and ending his school record streak of consecutive free throws made at 57, just three shy of the Missouri Valley record.

With :19 left in the game, Jovan Stefanov scored on a driving lay-up to give UIC a 58-56 advantage. Illinois State would turn the ball over on their next possession, and after adding two free throws from Elliott Poole, the Flames wrapped up the 60-56 victory.

**Illinois-Chicago 60, ILLINOIS STATE 56**  
November 30, 2004 • Redbird Arena

Illinois-Chicago	Min.	FG-A	FT-A	O-REB	A	PF	TP
Stefanov, f	32	3-6	1-2	1-5	3	2	7
Bowen, f	33	6-9	2-3	1-3	0	0	14
Poole, f	24	4-7	4-4	2-5	1	3	12
McGee, g	27	3-6	2-2	0-5	6	1	8
Banks, g	40	1-8	0-0	1-6	3	1	2
White	21	3-5	4-5	0-0	1	2	11
Bush	4	1-2	0-0	0-2	0	1	2
Bond	7	1-1	0-0	0-1	0	0	2
Boyd	12	1-1	0-0	0-1	0	3	2
<b>Totals</b>	<b>200</b>	<b>23-45</b>	<b>13-16</b>	<b>5-28</b>	<b>14</b>	<b>13</b>	<b>60</b>

**Team Pct.:** FG – .511; FT – .813

**3-Pt.:** 1-8, .125 (Stefanov 0-1, McGee 0-1, Banks 0-3, White 1-2, Bush 0-1)

**Blocks:** 3 (Bowen 1, Banks 1, Boyd 1)

**Turnovers:** 16 (Stefanov 6, Bowen 1, McGee 2, Banks 2, White 3, Boyd 1, Team 1)

**Steals:** 7 (Stefanov 2, Bowen 2, Poole 1, McGee 1, Banks 1)

ILLINOIS STATE	Min.	FG-A	FT-A	O-REB	A	PF	TP
Gordon, f	27	5-8	3-4	3-6	0	4	13
Dilligard, f	25	3-5	0-2	2-4	0	2	6
Alexander, g	17	1-3	0-0	0-1	3	2	3
Greene, g	35	2-4	3-4	0-2	7	1	8
Guidry, g	38	3-13	0-0	0-2	1	2	9
Onyeuku	6	1-3	0-0	0-2	0	2	2
K. Ford	5	0-1	0-0	0-1	1	1	0
Plank	22	3-6	2-2	2-3	1	2	9
D. Ford	19	2-8	1-2	2-3	0	2	6
Carlwell	6	0-1	0-0	2-3	0	0	0
<b>Totals</b>	<b>200</b>	<b>20-52</b>	<b>9-14</b>	<b>12-30</b>	<b>13</b>	<b>18</b>	<b>56</b>

**Team Pct.:** FG – .385; FT – .643

**3-Pt.:** 7-23, .304 (Alexander 1-3, Greene 1-2, Guidry 3-10, Onyeuku 0-2, K. Ford 0-1, Plank 1-1, D. Ford 1-4)

**Blocks:** 0

**Turnovers:** 16 (Gordon 1, Dilligard 2, Alexander 3, Greene 4, Guidry 2, Onyeuku 1, K. Ford 2, Plank 1)

**Steals:** 9 (Gordon 1, Dilligard 3, Greene 1, Guidry 2, Plank 1, D. Ford 1)

**Officials:** Steven Skiles, Sam Banks, Dave Draucker  
**Attendance:** 6,260

**Halftime Score:** Illinois-Chicago 33, ILLINOIS STATE 26

## GAME 7

### Redbirds Hold Off St. John's

**NORMAL, Ill.** – Illinois State held off a late run by St. John's and knocked down four free throws with under 15 seconds to play to give the Redbirds a 77-69 victory at Redbird Arena in front of 8,044 fans.

The Redbirds started the second half on a 16-12 run as the ISU lead ballooned to 17 points, the largest lead of the game, with 10:22 left. The Red Storm (2-3) countered that and was the closest they would get as Gregg Alexander and Lorenzo Gordon (22 points, six rebounds) stepped up and hit four straight free throws to seal the win.

After St. John's scored to open the game, the Redbirds never trailed in the first half. Neil Plank (14 points, three rebounds) came off the bench and sparked a 20-8 run starting at the 10:58 mark. Gordon tossed in 12 points during the run, swelling the Illinois State lead to 35-19 with 4:27 left in the half. The 'Birds led 44-31 at intermission.

ISU started the game 3-for-12 from the field, but finished the opening stanza 12 of 15. The Redbirds also didn't allow the Red Storm any second chance points in the first.

Despite tying his season low with just six points, Trey Guidry tied his career high with eight rebounds and dished out four assists. Vince Greene chipped in 13 points and handed out six assists. St. John's Daryll Hill led the Red Storm with 22 points and seven assists.

The win gives ISU three wins this season over teams from the "power" conferences (Big East, Big Ten and Southeastern). It marks the first time since the 1996-97 season that the 'Birds have accomplished that feat.

**ILLINOIS STATE 77, St. John's 69**  
December 4, 2004 • Redbird Arena

St. John's	Min.	FG-A	FT-A	O-REB	A	PF	TP
Williams, f	36	5-9	1-1	4-9	2	2	11
Gray, f	19	3-6	0-0	0-4	0	3	6
Hamilton, c	34	6-12	0-0	1-8	1	3	13
Hill, g	40	10-19	1-2	0-0	7	0	22
Lawrence, g	31	5-8	0-0	1-3	3	5	14
Jones	5	0-1	0-0	0-1	0	0	0
Mayo	0+	0-0	0-0	0-0	0	0	0
Jackson	17	1-3	1-2	1-1	2	3	3
Misere	16	0-1	0-0	0-5	1	4	0
Diakite	2	0-0	0-0	0-0	0	1	0
<b>Totals</b>	<b>200</b>	<b>30-59</b>	<b>3-5</b>	<b>7-31</b>	<b>16</b>	<b>21</b>	<b>69</b>

**Team Pct.:** FG – .508; FT – .600

**3-Pt.:** 6-14, .429 (Williams 0-1, Hamilton 1-2, Hill 1-4, Lawrence 4-6, Jackson 0-1)

**Blocks:** 5 (Williams 1, Hamilton 3, Hill 1)

**Turnovers:** 16 (Williams 1, Hamilton 2, Hill 7, Lawrence 4, Jackson 1, Misere 1)

**Steals:** 5 (Williams 2, Hamilton 1, Hill 1, Lawrence 1)

ILLINOIS STATE	Min.	FG-A	FT-A	O-REB	A	PF	TP
Gordon, f	28	6-12	10-14	3-6	2	2	22
Dilligard, f	27	4-7	0-6	2-4	0	0	8
Alexander, g	30	2-2	3-4	0-2	0	2	9
Greene, g	37	4-9	2-2	0-3	6	0	13
Guidry, g	34	3-13	0-0	1-8	4	3	6
Onyeuku	10	2-4	0-0	0-1	4	1	5
K. Ford	3	0-0	0-0	0-1	0	1	0
Plank	18	5-6	2-2	1-3	3	0	14
D. Ford	6	0-0	0-0	0-1	0	1	0
Carlwell	7	0-0	0-0	1-1	0	0	0
<b>Totals</b>	<b>200</b>	<b>26-53</b>	<b>17-28</b>	<b>10-33</b>	<b>19</b>	<b>10</b>	<b>77</b>

**Team Pct.:** FG – .491; FT – .607

**3-Pt.:** 8-19, .421 (Alexander 2-2, Greene 3-7, Guidry 0-6, Onyeuku 1-2, Plank 2-2)

**Blocks:** 4 (Dilligard 2, Guidry 1, Plank 1)

**Turnovers:** 13 (Gordon 4, Greene 1, Guidry 3, Onyeuku 2, Plank 2, Carlwell 1)

**Steals:** 12 (Gordon 2, Dilligard 1, Alexander 3, Greene 1, Guidry 1, Onyeuku 1, Plank 1, D. Ford 1, Carlwell 1)

**Officials:** Buddy Mayborg, Earl Walton, Mike Roberts  
**Attendance:** 8,044

**Halftime Score:** ILLINOIS STATE 44, St. John's 31

## GAME 8

### Gordon Leads Balanced ISU Scoring Attack

**NORMAL, Ill.** – Powered by four players in double digits, led by junior Lorenzo Gordon's game-high 19 points, and eight players with five or more points, Illinois State claimed a 75-62 non-conference victory Tuesday night over Alcorn State in front of 5,943 fans at Redbird Arena.

With the score knotted at 4-4, Illinois State (6-2) used a 14-2 run to take control in the first half. The Redbirds' three-and-a-half minute spurt pushed the ISU lead to 18-4 with 13:49 left in the half. A 12-point lead held throughout the remainder of the half, and got as high as 15 as the two teams traded baskets until the intermission with ISU leading 34-22.

Alcorn State (1-6) opened the second half by closing the gap to 37-28, but Illinois State responded with a 12-4 run and took its largest lead of the game at 49-32. The Redbirds withstood the Braves rally for most of the final stanza by holding at least a 12-point edge over Alcorn State. In the final two minutes of regulation, the Braves got within 10 points at 69-59, but that was as close as it would get.

Gregg Alexander tossed in a season-high 11 points, on 3-for-5 shooting on threes, to go along with his three rebounds, Vince Greene dropped in 11, with eight coming from the stripe, and Trey Guidry tossed in 10 tallies. Freshman Khalif Ford also added a career-best six points off the bench, while Greg Dilligard collected seven points and a team-high tying seven rebounds.

DeAndre Jones led the Braves with 11 points, while Delvin Thompson, Patrick Horton and Fred Cole each had nine points.

**ILLINOIS STATE 75, Alcorn State 62**  
December 7, 2004 • Redbird Arena

Alcorn State	Min.	FG-A	FT-A	O-REB	A	PF	TP
Cole, f	16	4-5	0-1	0-0	0	1	9
Kendrick, f	4	0-0	0-0	0-0	0	1	0
Wyatt, c	19	3-6	0-1	0-5	0	3	6
Thompson, g	28	3-12	2-4	3-6	3	2	9
Jones, g	28	5-18	1-2	2-4	3	4	11
Fraizer	21	2-5	0-0	0-1	4	3	6
Roberts	6	1-2	0-0	0-0	0	4	2
C. Jackson	5	0-0	0-0	0-1	0	0	0
A. Jackson	26	2-5	0-0	5-11	3	3	4
Chandler	11	0-4	0-0	0-1	1	3	0
Horton	20	3-9	0-0	1-2	1	3	9
Landfair	10	2-3	2-3	2-6	1	1	6
Dotson	6	0-0	0-0	0-0	0	1	0
<b>Totals</b>	<b>200</b>	<b>25-69</b>	<b>5-11</b>	<b>15-40</b>	<b>16</b>	<b>29</b>	<b>62</b>

**Team Pct.:** FG – .362; FT – .455

**3-Pt.:** 7-24, .292 (Cole 1-2, Thompson 1-7, Jones 0-1, Fraizer 2-4, Chandler 0-3, Horton 3-7)

**Blocks:** 3 (Jones 1, Landfair 1, Dotson 1)

**Turnovers:** 15 (Cole 3, Jones 4, Fraizer 1, A. Jackson 4, Horton 1, Dotson 1, Team 1)

**Steals:** 6 (Kendrick 1, Jones 1, Fraizer 1, Roberts 1, Landfair 1)

ILLINOIS STATE	Min.	FG-A	FT-A	O-REB	A	PF	TP
Gordon, f	29	8-14	3-7	0-7	0	3	19
Dilligard, f	25	3-5	1-2	3-7	1	1	7
Alexander, g	31	3-5	2-2	0-3	5	2	11
Greene, g	30	1-4	8-10	1-5	6	0	11
Guidry, g	19	4-8	1-3	0-3	1	4	10
Onyeuku	22	1-5	4-5	2-2	2	1	6
K. Ford	10	1-1	3-4	0-1	0	2	6
Plank	20	1-5	3-6	2-6	0	1	5
D. Ford	8	0-1	0-1	0-2	1	1	0
Carlwell	6	0-0	0-0	0-0	0	0	0
<b>Totals</b>	<b>200</b>	<b>22-48</b>	<b>25-40</b>	<b>9-41</b>	<b>16</b>	<b>15</b>	<b>75</b>

**Team Pct.:** FG – .458; FT – .625

**3-Pt.:** 6-18, .333 (Alexander 3-5, Greene 1-4, Guidry 1-4, Onyeuku 0-2, K. Ford 1-1, Plank 0-2)

**Blocks:** 7 (Gordon 1, Dilligard 2, Onyeuku 1, D. Ford 1, Carlwell 1)

**Turnovers:** 16 (Gordon 1, Alexander 1, Greene 3, Guidry 4, Onyeuku 4, K. Ford 1, D. Ford 2)

**Steals:** 10 (Dilligard 2, Alexander 1, Guidry 1, Onyeuku 1, K. Ford 2, Plank 2, Carlwell 1)

**Officials:** Jerry Siebert, Rob Kruger, Mike Litzfelner  
**Attendance:** 5,943

**Halftime Score:** ILLINOIS STATE 75, Alcorn State 62



GAME 9

Four Double Digit Scorers Lead ISU Over Marshall

NORMAL, Ill. - Neil Plank tied a career high with 21 points, Greg Dilligard set a new career high with 14 points and Gregg Alexander had 10 points and 10 assists, as a total team effort propelled Illinois State to a 79-67 win over Marshall in front of 6,689 fans Saturday night at Redbird Arena.

With the win, Illinois State (7-2) concludes a six-game homestand, in which they won five of their six contests. The loss drops the Thundering Herd of Marshall to 1-5 on the year.

The Redbirds did not get out of the gate well, falling behind 10-0 after the first two and a half minutes of play. After Illinois State cut the deficit to eight at 16-8, Plank and Dilligard would then go on a 9-0 run, giving ISU its first lead of the game at 17-16 at the 10:39 mark. The duo continued to shine in the first half as Plank had 18 and Dilligard had 12 at the break. It only took Dilligard 11 minutes to best his previous career high of 10 points and the Redbirds led 41-36 at the break.

In the second half, Lorenzo Gordon scored eight of the first 11 ISU points after only playing four minutes in the first half. As Marshall got within seven at 59-52, the Birds went on a 10-0 run, punctuated by a thunderous Dilligard dunk at the 6:28 mark, giving ISU their biggest lead of the game at 69-52. After the scoring spurt, Illinois State never let the lead dip below 12, finishing with the 79-67 win.

The Redbirds dominated the game in the paint, as they outscored Marshall 40-20 inside. In addition, after opening the game missing its first five shots, ISU ended the game shooting 54 percent from the field.

Tre Whitted and David Anderson paced Marshall with 13 points each.

ILLINOIS STATE 79, Marshall 67

December 11, 2004 • Redbird Arena

Table with columns: Player, Min., FG-A, FT-A, O-REB, A, PF, TP. Lists stats for Marshall and Illinois State players.

Team Pct.: FG - .468; FT - .737

3-Pt.: 9-23, .391 (Patton 1-1, Hamilton 1, Whitted 1, Carter 1, Lamb 0-2, Bunch 0-1, Dawn 2-4, Wohlleb 1-2)

Blocks: 4 (Anderson 1, Hamilton 1, Whitted 1, Carter 1)

Turnovers: 20 (Anderson 1, Patton 1, Hamilton 5, Miles 6, Whitted 3, Bunch 1, Dawn 2, Carter 1)

Steals: 3 (Anderson 1, Patton 1, Lamb 1)

Table with columns: Player, Min., FG-A, FT-A, O-REB, A, PF, TP. Lists stats for Illinois State players.

Team Pct.: FG - .538; FT - .615

3-Pt.: 7-18, .389 (Alexander 2-4, Greene 1-3, Guidry 1-6, Plank 3-5)

Blocks: 4 (Dilligard 1, Guidry 1, Plank 1, Carlwell 1)

Turnovers: 11 (Gordon 3, Dilligard 2, Guidry 2, K. Ford 1, D. Ford 1, Carlwell 2)

Steals: 10 (Gordon 1, Dilligard 2, Alexander 1, Guidry 5, K. Ford 1)

Officials: Sid Rodeheffer, Keith Herring, Dave Cronin

Attendance: 6,689

Halftime Score: ILLINOIS STATE 79, Marshall 67

GAME 10

Birds, Dilligard Stuffs Loyola, 73-67

CHICAGO - Sophomore Greg Dilligard posted his first career double-double and swatted a career best seven blocked shots to lead Illinois State to a 73-67 non-conference victory over Loyola at the Joseph J. Gentile Center Saturday afternoon.

With the victory the Redbirds improved to 8-2 on the season, while the Ramblers fell to 2-7 on the year.

Illinois State overcame an 11-point first half deficit, after trailing 18-7 with 14:31 left in the initial stanza. The Redbirds used a 13-4 first half run, including five points by Nedu Onyeuku, to close within two points at 22-20. ISU took its first lead of the game 29-28 at the 3:59 mark on Lorenzo Gordon's second of two free throws. A Neil Plank three-pointer pushed the Redbird lead to five as ISU took a 40-35 advantage at the break.

The Birds jumped out to a nine-point lead to open the second half on back-to-back baskets by Gordon and Dana Ford. Loyola responded with a 20-7 run and wrestled away the lead to take control 55-51 with 10:29 left in the game. After four ties in the next seven minutes, back-to-back baskets by Plank and Trey Guidry gave ISU a 67-63 lead and the Redbirds hit 6-of-8 free throws to seal the win.

Gordon led the Redbirds with 19 points, while Dilligard chipped in 12 points to go along with his 11 rebounds and seven blocked shots. Plank and Onyeuku came off the bench to score 16 and 10 respectively.

Dave Telander led Loyola with 19 points, Blake Schlib tossed in 16 and Pierre Parker finished with 12.

ILLINOIS STATE 73, Loyola-Chicago 67

December 18, 2004 • Joesph J. Gentile Center

Table with columns: Player, Min., FG-A, FT-A, O-REB, A, PF, TP. Lists stats for Illinois State and Loyola-Chicago players.

Team Pct.: FG - .462; FT - .800

3-Pt.: 5-19, .263 (Greene 0-3, Guidry 1-6, D. Ford 0-3, Onyeuku 2-3, Plank 2-4)

Blocks: 9 (Dilligard 7, D. Ford 1, Onyeuku 1)

Turnovers: 14 (Gordon 2, Dilligard 1, Greene 3, Guidry 1, D. Ford 3, Onyeuku 2, K. Ford 1, Plank 1)

Steals: 6 (Dilligard 3, Greene 2, Onyeuku 1)

Table with columns: Player, Min., FG-A, FT-A, O-REB, A, PF, TP. Lists stats for Loyola-Chicago players.

Team Pct.: FG - .429; FT - .857

3-Pt.: 7-21, .333 (Schlib 1-3, Parker 0-4, Telander 4-8, Kou 1-4, Levin 1-2)

Blocks: 3 (Smith 1, Blair 1)

Turnovers: 11 (Schlib 1, Smith 4, Blair 2, Kou 1, Levin 2, Team 1)

Steals: 7 (Schlib 1, Blair 1, Parker 1, Telander 3, Levin 1)

Officials: Ron Berkholtz, Dave Draucker, Paul Kastor

Attendance: 3,871

Halftime Score: ILLINOIS STATE 40, Loyola-Chicago 35

GAME 11

Redbird Comeback Falls Short at SIU

CARBONDALE, Ill. - Junior Lorenzo Gordon's ninth straight double-digit game wasn't enough for Illinois State as the physical guard play of Southern Illinois forced 20 Redbird turnovers en route to a 61-49 Missouri Valley Conference victory at SIU Arena Thursday night.

The Redbirds (8-3, 0-1) trailed by as much as 13 points in the second half, but closed within six points twice with less than six minutes in the game. Gordon hit a jumper at the 5:24 mark to close within 51-45, but a pair of free throws by Darren Brooks and a jumper by Jamal Tatum pushed the lead back to 10 points at 55-45. Gordon scored four straight ISU points to make the score 55-49, but SIU (9-2, 1-0) closed out the game with six straight points to close the game.

For the third time in the last three games the Redbirds fell behind by double digits in the first half. With the game knotted at 6-6, SIU went on a 11-0 run, including five points by Tony Young, to take a 17-6 lead with 12:34 left in the initial stanza. The Redbirds were able to get within five points at 27-22, but the Salukis closed out the half with a 6-1 spurt to take a 33-23 lead at the intermission.

In addition to the turnovers, Illinois State shot 4-for-17 (.235) from the free throw line but was still able to make it close in the second half by holding SIU to 39.3 percent shooting in the second stanza. Gordon finished with 13 points, while Trey Guidry and Nedu Onyeuku each finished with 10 points apiece.

Brooks led the Salukis with a game high 16 points and Young chipped in 12 off the bench.

Southern Illinois 61, ILLINOIS STATE 49

December 23, 2004 • SIU Arena

Table with columns: Player, Min., FG-A, FT-A, O-REB, A, PF, TP. Lists stats for Illinois State and Southern Illinois players.

Team Pct.: FG - .465; FT - .235

3-Pt.: (5-12, .417 (Greene 1-1, Guidry 2-6, Onyeuku 2-3, K. Ford 0-1, Plank 0-1)

Blocks: 1 (Dilligard 1)

Turnovers: 20 (Gordon 2, Dilligard 2, Greene 7, Guidry 2, D. Ford 1, Onyeuku 2, K. Ford 3, Team 1)

Steals: 6 (Gordon 1, Dilligard 2, Greene 1, Guidry 2)

Table with columns: Player, Min., FG-A, FT-A, O-REB, A, PF, TP. Lists stats for Southern Illinois players.

Team Pct.: FG - .446; FT - .778

3-Pt.: 4-18, .222 (Brooks 0-2, Tatum 1-8, Hairston 0-3, Falker 1-2, Young 2-3)

Blocks: 3 (Smith 1, Blair 1, Kou 1)

Turnovers: 12 (Owen 2, Brooks 2, Tatum 2, Hairston 2, Shaw 1, Team 3)

Steals: 14 (Owen 4, Brooks 2, Tatum 3, Young 5)

Officials: J.D. Collins, Eddie Jackson, Steven Skiles

Attendance: 5,729

Halftime Score: Southern Illinois 33, ILLINOIS STATE 23





GAME 15

Redbirds Fall Short at Evansville 69-61

EVANSVILLE, Ind. – Illinois State's Lorenzo Gordon tossed in his seventh 20-point game of the season with 24 tallies and grabbed a career-best 14 rebounds, but it wasn't enough to hand Evansville its first home loss of the season as the Redbirds fell 69-61, in Missouri Valley Conference action Sunday afternoon at Roberts Stadium.

With the game knotted at 49-49 and 7:15 on the clock, the Purple Aces went on a 14-5 run to take a commanding 63-54 lead with 1:42 left in the game. The Aces closed out the game with a 6-for-9 effort from the foul line to seal the win. The Redbirds and Aces battled head-to-head throughout the first 13 minutes of the second half with eight lead changes and four ties.

Evansville opened the game with a 4-0 lead, converting its first two field goals, but the Redbirds took the lead at 7-6 at the 16:29 mark on a short jumper by Vince Greene. The 'Birds took their largest lead of the half at the 13:31 mark when Lorenzo Gordon converted a pair of free throws to give ISU an 11-8 advantage. Evansville responded with a 15-7 run and took its largest lead at 23-18 with 5:13 left in the half.

ISU claimed the lead again at the 3:40 mark when Trey Guidry's second three-point basket of the game and 12th point of the half capped off an 8-2 spurt. But Guidry's basket ended up being the final points of the half for the 'Birds, who had four missed shots and three turnovers in the final three and half minutes, as Evansville took a 30-26 lead into intermission.

Gordon's 24 points was a game high, while Guidry tossed in 19 to round out the double-digit scorers. Andre Burton led the Aces with 17 points, Matt Webster and Bradley Strickland each tossed in 14 and Lucious Wagner chipped in 13.

Evansville 69, ILLINOIS STATE 61

January 9, 2005 • Roberts Stadium

Table with 10 columns: Player, Min, FG-A, FT-A, O-REB, A, PF, TP. Lists stats for Illinois State players: Gordon, Dilligard, Alexander, Greene, Guidry, Onyeuku, K. Ford, Plank, D. Ford, and Totals.

Team Pct.: FG - .368; FT - .571

3-Pt.: 3-16, .368 (Alexander 0-3, Greene 0-2, Guidry 3-8, Plank 0-3)

Blocks: 2 (Dilligard 2)

Turnovers: 15 (Gordon 2, Dilligard 1, Greene 1, Guidry 5, Onyeuku 1, Plank 3, D. Ford 2)

Steals: 8 (Gordon 1, Dilligard 2, Alexander 1, Greene 2, Onyeuku 1, K. Ford 1)

Table with 10 columns: Player, Min, FG-A, FT-A, O-REB, A, PF, TP. Lists stats for Evansville players: Burton, Webster, Strickland, Anslinger, Wagner, Ottens, Calvez, Gore, Phifer, Petty, and Totals.

Team Pct.: FG - .407; FT - .762

3-Pt.: 5-18, .278 (Burton 0-1, Webster 1-4, Anslinger 1-6, Wagner 1-3, Ottens 2-3, Calvez 0-1)

Blocks: 8 (Webster 1, Strickland 5, Wagner 1, Petty 1)

Turnovers: 13 (Burton 3, Webster 2, Strickland 1, Anslinger 1, Wagner 2, Calvez 2, Gore 1, Petty 1)

Steals: 2 (Strickland 2)

Officials: David Hall, Sid Rodenhoffer, Don Daily

Attendance: 6,416

Halftime Score: Evansville 30, ILLINOIS STATE 26

GAME 16

Gordon's 21 Points Leads 'Birds Over Drake

NORMAL, Ill. – Lorenzo Gordon and Gregg Alexander were two of five Redbirds in double figures Saturday, leading Illinois State to a 74-61 victory over Drake Saturday at Redbird Arena.

The Redbirds moved to 11-5 on the season, 3-3 in the Missouri Valley Conference, while Drake fell to 6-8, 2-4 in the Valley.

The game started out sluggish for both teams, as each went through a three-minute stretch in the first half where neither made a shot. Alexander broke the drought with a three-pointer that cut the Drake lead to 14-12.

Alexander was the difference in the first half as the senior finished 5-8 on threes for 15 points, giving the Redbirds a 35-31 lead at intermission.

Illinois State extended its lead in the second half, thanks to hot shooting by Vince Greene and aggressive play inside by Gordon. Greene knocked down two straight threes, while Gordon scored four straight on two free throws and a fast-break lay-up to put the Redbirds up 47-35.

Greg Dilligard ignited the home crowd with a thunderous dunk along the baseline with 5:20 left, giving the Redbirds their biggest lead of the night, 68-49.

Gordon's 14 second half points led the 'Birds and gave the team the offensive surge to pull ahead after halftime.

Illinois State had five players in double figures with Gordon (21), Alexander (15), Trey Guidry (10), Greene (12) and Neil Plank (12) all chipping in for the Redbirds.

ILLINOIS STATE 74, Drake 61

January 15, 2005 • Redbird Arena

Table with 10 columns: Player, Min, FG-A, FT-A, O-REB, A, PF, TP. Lists stats for Drake players: Korver, Eggers, Keita, Tracy, Brooks, Randolph, Bryant, Heemskerck, Houston, Grant, Diezi, Emmenecker, Bancroft, Powell, Egli, and Totals.

Team Pct.: FG - .387; FT - .615

3-Pt.: 5-19, .263 (Korver 1-5, Eggers 1-3, Randolph 0-3, Bryant 3-7, Heemskerck 0-1)

Blocks: 4 (Keita 1, Tracy 1, Heemskerck 1, Bancroft 1)

Turnovers: 18 (Korver 2, Eggers 3, Tracy 3, Brooks 4, Randolph 2, Bryant 1, Emmenecker 1, Bancroft 2)

Steals: 13 (Eggers 3, Brooks 3, Randolph 3, Bryant 1, Heemskerck 1, Powell 2)

Table with 10 columns: Player, Min, FG-A, FT-A, O-REB, A, PF, TP. Lists stats for Illinois State players: Gordon, Dilligard, Alexander, Greene, Guidry, Plank, D. Ford, Carlwell, and Totals.

Team Pct.: FG - .446; FT - .696

3-Pt.: 8-23, .348 (Alexander 5-11, Greene 2-6, Guidry 1-5, D. Ford 0-1)

Blocks: 6 (Gordon 1, Alexander 1, D. Ford 1, Carlwell 3)

Turnovers: 17 (Gordon 1, Dilligard 3, Alexander 2, Greene 1, Guidry 4, Plank 1, D. Ford 3, Carlwell 1, Team 1)

Steals: 6 (Gordon 2, Dilligard 1, Alexander 1, Greene 1, Guidry 1)

Officials: Brad Gaston, Kipp Kissinger, Mark Mayhood

Attendance: 5,636

Halftime Score: ILLINOIS STATE 35, Drake 31

GAME 17

Greene Seals Road Win Over Indiana State

TERRE HAUTE, Ind. – Road victories have been a rarity, but Illinois State landed its second of the season as Lorenzo Gordon matched his career high with 26 points, including 16 in the first half, and Vince Greene posted a double-double and buried 8-of-8 free throw attempts from the foul line in the last 30 seconds to secure a 73-69 Missouri Valley Conference victory over Indiana State at the Hulman Center Wednesday night.

The Redbirds (12-5 overall, 4-3 in the Valley) opened the second half with a 6-0 run to take a 43-38 lead, one they would never relinquish. Indiana State (7-11, 2-5) closed the gap to two points six times in the half and one point twice, but Greene's free throws along the way kept the Sycamores at bay.

Illinois State opened the game with a 10-2 run, including three-pointers by Greene and Gregg Alexander. The 'Birds pushed the lead to nine points three times, but Indiana State used a 12-3 run to tie the game at 26-26. The two teams traded leads six times in the final five minutes of the first frame before the Sycamores took a 38-37 lead into the intermission.

The 'Birds shot 55.8 percent from the field led by Gordon's 11-of-13 from the floor. Gordon also added seven rebounds, while Greene finished with a season high 16 points and 10 assists, the second double-double in his career.

Eric Gray led the way for Indiana State with 24 points off the bench. Amani Daanish tossed in 13 points, while Jerod Adler and David Moss chipped in 12 and 10 points, respectively.

ILLINOIS STATE 73, Indiana State 69

January 19, 2005 • Hulman Center

Table with 10 columns: Player, Min, FG-A, FT-A, O-REB, A, PF, TP. Lists stats for Illinois State players: Gordon, Dilligard, Alexander, Greene, Guidry, Onyeuku, Plank, D. Ford, Carlwell, and Totals.

Team Pct.: FG - .558; FT - .826

3-Pt.: 6-17, .353 (Alexander 3-7, Greene 1-2, Guidry 1-5, Onyeuku 0-1, Plank 1-2)

Blocks: 1 (Dilligard 1)

Turnovers: 13 (Gordon 2, Alexander 1, Greene 3, Guidry 1, Dilligard 3, Plank 2, D. Ford 1)

Steals: 5 (Gordon 1, Alexander 1, Greene 2, Dilligard 1)

Table with 10 columns: Player, Min, FG-A, FT-A, O-REB, A, PF, TP. Lists stats for Indiana State players: Daanish, Moss, Adler, Moore, Schnitker, Ray, Gray, Yelovich, and Totals.

Team Pct.: FG - .464; FT - .667

3-Pt.: 11-20, .550 (Schnitker 2-7, Moss 1-2, Adler 2-3, Gray 6-8)

Blocks: 1 (Moss 1)

Turnovers: 11 (Moore 2, Daanish 5, Moss 1, Adler 2, Gray 1)

Steals: 3 (Daanish 1, Schnitker 1, Adler 1)

Officials: Randy McCall, Brad Gaston, Frank Spencer

Attendance: 3,334

Halftime Score: Indiana State 38, ILLINOIS STATE 37