



Redbird Basketball

GAME NOTES

Contact: Todd Kober, Assistant Athletics Director/Media Relations • 309/438-3805 • Fax: 309/438-5634 • Cell: 309/310-7112 • gtkober@ilstu.edu

ILLINOIS STATE SCHEDULE

Date	Opponent (TV)	Time/Result
11/3	MISSOURI-ST. LOUIS (EX)	W, 84-55
11/14	vs. Penn State ^A	W, 82-73
11/15	@ Marquette ^A	L, 60-32
11/16	vs. Mississippi ^A	W, 70-52
11/22	TRUMAN STATE	W, 82-47
11/27	TENNESSEE-MARTIN	W, 80-51
11/30	ILLINOIS-CHICAGO	L, 60-56

12/4	ST. JOHN'S	W, 77-69
12/7	ALCORN STATE	W, 75-62
12/11	MARSHALL	W, 79-67
12/18	@ Loyola-Chicago	W, 73-67
12/23	@ Southern Illinois*	L, 61-49
12/30	SMS*	W, 62-61

1/3	@ Northern Iowa* (Valley-TV)	L, 75-55
1/6	INDIANA STATE*	W, 62-61
1/9	@ Evansville*	L, 69-61
1/15	DRAKE*	W, 74-61
1/19	@ Indiana State* (WMBD)	W, 73-69
1/22	@ Creighton* (WMBD)	W, 82-77(ot)
1/25	EVANSVILLE*	W, 77-58
1/29	@ Wichita State* (Valley-TV)	L, 78-72

2/1	@ Drake*	W, 59-58
2/5	BRADLEY* (WMBD)	W, 69-62
2/10	WICHITA STATE*	L, 76-62
2/12	NORTHERN IOWA* (WMBD)	L, 65-64
2/16	SOUTHERN ILLINOIS*	L, 66-59
2/19	@ UW-Green Bay% (ESPN+)	W, 79-69
2/23	@ Bradley* (WEEK)	L, 77-61
2/26	@ SMS*	L, 77-66
2/28	CREIGHTON*	L, 64-59

3/5 vs. Creighton# 8:35 p.m.

Bird Bit: Illinois State is 16-5 in quarterfinal games of the Missouri Valley Conference Tournament.

All times listed are CST
Home games in CAPS
^ABCA Classic, Milwaukee, Wis.
^MMissouri Valley Conference game
[%]ESPN's Bracket Buster III Series
[#]Savvis Center • St. Louis, Mo.

ILLINOIS STATE MEDIA RELATIONS

Assistant AD/Basketball SID: Todd Kober

Office Phone: 309/438-3805

Fax: 309/438-5634

Cell Phone: 309/310-7112

Home Phone: 309/454-3048

E-mail: gtkober@ilstu.edu

www.redbirds.org

REDBIRD ARENA TICKET OFFICE

309/438-8000

30 GAME

#6 ILLINOIS STATE REDBIRDS (17-12, 8-10)

VS.

#3 CREIGHTON BLUEJAYS (20-10, 11-7)

2005 State Farm Missouri Valley Conference Tournament

Saturday, March 5, 2005 • 8:35 p.m. CST

Savvis Center (20,000) • St. Louis, Mo.



THE GAME FACTS

The Probable Starters:

ILLINOIS STATE REDBIRDS ▶ ▶ ▶



Lorenzo Gordon

▶ Forward
Jr.-TR • 6-7 • 245
St. Louis, Mo.

PPG	RPG	APG
16.6	6.6	1.2



Gregg Alexander

▶ Guard
Sr.-3L • 6-4 • 205
Lincoln, Ill.

PPG	RPG	APG
7.3	3.3	2.3



Vince Greene

▶ Guard
Sr.-3L • 5-9 • 165
Chicago, Ill.

PPG	RPG	APG
9.9	2.3	4.3



Trey Guidry

▶ Guard
Sr.-2L • 6-2 • 195
Baton Rouge, La.

PPG	RPG	APG
13.8	3.1	2.2



Greg Dilligard

▶ Forward
So.-1L • 6-8 • 230
Labelle, Mo.

PPG	RPG	BPG
6.5	4.7	1.3

CREIGHTON BLUEJAYS ▶ ▶ ▶

	F	G	G	G			ppg	rpg	apg
F 44	Anthony Tolliver	6-8	240	So.	Springfield, Mo.		3.9	4.2	0.7*
F 50	Dane Watts	6-8	225	Fr.	Warrensburg, Mo.		6.9	3.1	0.2*
G 10	Nate Funk	6-3	195	Jr.	Sioux City, Iowa		18.0	5.0	2.4
G 11	Johnny Matthies	6-0	165	Jr.	Louisville, Ky.		11.4	2.7	2.1
G 24	Tyler McKinney	6-1	185	Sr.	Urbandale, Iowa		6.7	2.7	5.5

* indicates blocks per game

About The Game: These two teams met in Redbird Arena just five nights ago. Creighton came away with the win forcing a split on the regular season series, with both teams winning on the others home court. The winner of tonight's game faces the winner of Wichita State-Drake/Evansville on Sunday at 5:05 p.m.

Series History: Tonight is the 53rd meeting between the two schools and Illinois State leads the series 32-19.

Radio: Dick Luedke, play-by-play; Mike Matthews, color; Bruce Evans, sideline (home only) and Russ Eisenstein, studio host. Affiliates: WJBC (AM 1230/Bloomington), flagship; WBIG (AM 1280/Aurora), WJEZ (FM 98.9/Dwight), WDID (AM 1510/Highland), WZOE (AM 1490/Princeton) and WFMB (AM 1450/Springfield). All Redbird broadcasts, including Porter Moser's weekly call-in show, which generally airs each Thursday from 6:07-7 pm, depending on the schedule, can be heard via the Internet at www.redbirds.org.

Television: Tonight's game can be seen live on FSN Midwest, Comcast SportsNet Chicago and Fox College Sports. The talent for the broadcast includes: Dan McLaughlin (play-by-play), Mac McCausland (analyst), Tim McKernan (host) and Tom Ackerman (sideline reporter). Satellite coordinates are SBS6, Transponder 3 – Digital Slot B.

THE COACHES

Porter Moser (Creighton '90) owns a 81-65 (.555) career mark in his second season at Illinois State, including a 27-31 (.466) record with the Redbirds. Prior to guiding the 'Birds, Moser served three seasons at Arkansas-Little Rock in his first head coaching position. Moser is assisted by Chris Jans, Daniyal Robinson and Brian Barone.

Dana Altman (Eastern New Mexico '80) is in his 11th season at Creighton and owns a 215-119 (.644) record with the Bluejays. He boasts a 298-186 (.616) career record that includes a four-year stint at Kansas State and a one-year run at Marshall in his 16-year coaching career. He is assisted by Greg Gensing, Brian Fish and Darian DeVries.



TALE OF THE TAPE



	17-12/8-10	20-10/11-7
W-L Record	17-12/8-10	20-10/11-7
RPI (as of 3/1)	131	75
Sagarin (as of 3/1)	98	57
Points Scored	67.3	71.5
Points Allowed	65.2	65.8
Scoring Margin	+2.0	+5.7
FG Percentage	46.0	45.6
Def. FG Percentage	44.4	44.9
3-pt. Percentage	35.9	41.5
Def. 3-pt. Percentage	34.9	37.6
FT Percentage	66.4	71.7
Offensive Rebounds	9.9	9.8
Total Rebounds	32.8	31.3
Rebounding Margin	+0.1	-2.9
Assists	14.4	14.6
Turnover Average	14.0	12.2
Turnover Margin	-0.5	+2.3
Steal Average	6.7	6.6
Block Average	2.9	3.3
Fouls	16.2	17.7

2005 VALLEY HONORS

First Team All-Valley

Darren Brooks, Southern Illinois
 Nate Funk, Creighton
 Lorenzo Gordon, Illinois State
 Ben Jacobson, Northern Iowa
 Marcellus Sommerville, Bradley

Second Team All-Valley

Randy Burns, Wichita State
 Jamar Howard, Wichita State
 David Moss, Indiana State
 Jamaal Tatum, Southern Illinois
 Trey Guidry, Illinois State

Honorable Mention All-Valley

Erik Crawford, Northern Iowa
 Stetson Hairston, Southern Illinois
 Tamarr Maclin, SMS
 Paul Miller, Wichita State
 Grant Stout, Northern Iowa
 Lucious Wagner, Evansville

All-Newcomer Team

Tony Bennett, Bradley
 Eric Coleman, Northern Iowa
 Lorenzo Gordon, Illinois State
 Patrick O'Bryant, Bradley
 Kyle Wilson, Wichita State

All-Freshman Team

Eric Coleman, Northern Iowa
 Patrick O'Bryant, Bradley
 Sean Ogirri, Wichita State
 Matt Shaw, Southern Illinois
 Dane Watts, Creighton

All-Defensive Team

Darren Brooks, Southern Illinois
 Jamar Howard, Wichita State
 Anthony Shavies, SMS
 Grant Stout, Northern Iowa
 Tony Young, Southern Illinois

Most Valuable Player: Darren Brooks, Southern Illinois
Newcomer of the Year: Lorenzo Gordon, Illinois State
Freshman of the Year: Eric Coleman, Northern Iowa
Defensive MVP: Darren Brooks, Southern Illinois
Sixth-Man of the Year: Tony Young, Southern Illinois

ABOUT THE CREIGHTON BLUEJAYS

- Creighton, located in Omaha, Neb., was founded in 1878 and has an enrollment of 6,537 students.
- The Bluejays are members of the Missouri Valley Conference and play their home games at the Qwest Center OMAHA™.
- Creighton entered the season returning seven lettermen, including two starters off a team that finished 20-9 overall and tied for second in the conference with a 12-6 record.
- Creighton became the first team in Valley history to win 10 or more conference games over nine consecutive seasons.
- With Monday's win over Illinois State, the Jays also became the first league team to post seven straight 20-win campaigns.
- Funk's 20-points Monday night gives him 1,002 points making him the 29th player in Creighton history to score 1,000 or more points, in a career.
- Funk earned first team All-Valley honors, while Dane Watts was named to the All-Freshman team.

CREIGHTON NUMERICAL ROSTER

No.	Name	Pos.	Ht.	Wt.	Yr.	Hometown
1	Jeffrey Day	C	6-9	230	Jr.	Seattle, Wash.
3	Nick Porter	G	6-3	215	Jr.	Las Vegas, Nev.
5	Dennis Howard	F	6-7	220	Jr.	Fort Worth, Texas
10	Nate Funk	G	6-3	195	Jr.	Sioux City, Iowa
11	Johnny Mathies	G	6-0	165	Jr.	Louisville, Ky.
15	Kellen Miliner	G	6-2	175	Sr.	Warner Robins, Ga.
20	Pierce Hibma	G	6-5	200	Fr.	Pella, Iowa
24	Tyler McKinney	G	6-1	185	Sr.	Urbandale, Iowa
30	Jimmy Motz	F	6-7	218	Jr.	Lincoln, Neb.
44	Anthony Tolliver	F	6-8	240	So.	Springfield, Mo.
50	Dane Watts	F	6-8	225	Fr.	Warrensburg, Mo.
52	Steve Smith	C	6-10	235	Fr.	Sioux Falls, S.D.

Head Coach: Dana Altman

Assistant Coach: Greg Gensing, Brian Fish, Darian DeVries

CREIGHTON SCHEDULE

20-10 Overall, 11-7 Valley

Date	Opponent	Score/Time	W/L
Nov 15	ALCORN STATE [^]	74-40	W
Nov 16	IONA [^]	68-62	W
Nov 20	ARK.-PINE BLUFF	83-58	W
Nov 23	vs. Missouri [^]	78-54	W
Nov 24	vs. Ohio State [^]	65-63(ot)	W
Nov 30	at Xavier	73-72	W
Dec 4	HIGH POINT	79-60	W
Dec 7	KENT STATE	58-67	L
Dec 11	at Nebraska	50-48	W
Dec 18	WYOMING	64-68	L
Dec 22	at Evansville [*]	61-63	L
Dec 28	BRADLEY [*]	71-62	W
Dec 31	at San Diego	70-82	L
Jan 5	at Drake [*]	61-58	W
Jan 9	S. ILLINOIS [*]	63-69	L
Jan 12	at Indiana State [*]	72-74	L
Jan 15	at Northern Iowa [*]	67-66	W
Jan 19	DRAKE [*]	82-67	W
Jan 22	ILLINOIS STATE [*]	77-82(ot)	L
Jan 26	at Bradley [*]	74-65	W
Jan 29	at SMS [*]	73-80	L
Feb 1	WICHITA STATE [*]	73-69	W
Feb 5	SMS [*]	71-79	L
Feb 9	NORTHERN IOWA [*]	83-82	W
Feb 12	at Southern Illinois [*]	67-71	L
Feb 16	at Wichita State [*]	82-68	W
Feb 19	CHATTAHOOGA [%]	100-68	W
Feb 22	EVANSVILLE [*]	69-64	W
Feb 26	INDIANA STATE [*]	74-55	W
Feb 28	at Illinois State [#]	64=59	W
Mar 5	vs. Illinois State [#]	Tonight	

[^] - Guardians Classic

^{*} - Missouri Valley Conference game.

[%] - ESPN Bracket Buster III

[#] - State Farm MVC Tournament

HOME GAMES IN CAPS.

BRACKET RACKET

Here are some facts regarding Illinois State and the State Farm Missouri Valley Conference Tournament:

- Of the schools currently holding membership in the league, Illinois State has the second-best winning percentage in conference tournament play (.612, 30-19), trailing only Creighton (.651).
- Illinois State won conference tournament titles in 1983, 1990, 1997 and 1998.
- The Redbirds are 16-12 (.571) in tournament games played in St. Louis and 13-7 (.650) in tournament games played at the Savvis Center.
- Illinois State's all-time record in the city of St. Louis is 33-23 (.589).
- The 'Birds are 16-5 in quarterfinal games, 7-9 in the semifinals and 4-3 in the championship.
- Head coach **Porter Moser** is one of the three Missouri Valley Conference coaches to play in this event as well joining Bradley's Jim Les and Southern Illinois' Chris Lowery. In his four seasons as a player at Creighton, Moser and the Bluejays were 5-3 in the league tournament.

QUARTERS ANYONE?

Since joining the Missouri Valley Conference the Redbirds own a 16-5 (.762) record in quarterfinal match-ups. The 16 ISU wins is the most quarterfinal victories by any league member since 1982 when ISU joined the conference.

SHOWING SOME SAVVY

The Valley is in its 15th season in St. Louis, including the past 10 years at Savvis Center. Three teams, including the Redbirds, have had the most success in the previous 10 years at Savvis. Illinois State, Creighton and SMS have all collected 13 tournament victories in Savvis to lead the conference in win totals at the facility.

CATCH ME IF YOU CAN

Illinois State has had a history of success at the State Farm Missouri Valley Conference Tournament and no stat is more evident of that fact than its win total. The first league tournament was held in 1977 and the Redbirds joined the league in 1982. Despite giving other conference members a five-year head start, the Redbirds' 30 tournament wins is the most in the event history.

SIXTH SENSE

Even though this is the first time in the history of the Valley Tournament that Illinois State has been the sixth seed, let's get a sense of what the Redbirds are looking at. In the history of the tournament, the No. 6 seed owns a 2-28 record, including a 0-14 mark in games played at St. Louis.



ZO KNOWS POST-SEASON HONORS

On Tuesday, junior college transfer Lorenzo Gordon became the third player in Illinois State history to be named the Missouri Valley Conference Newcomer of the Year. He joins Tarise Bryson (1998-99) and the late Reggie Wilson (1990-91) as ISU's league newcomers of the year. Gordon ranks fourth in the league in scoring (16.6 points per game), and is also among the league's top rebounders (6.6 per game). His 3.0 offensive rebounds per game leads the conference. Gordon certainly made an impact in his first year with the Redbirds, who were picked 10th in the league's pre-season poll, yet finished sixth.

BACK-TO-BACKS

Since joining the Missouri Valley Conference, this year marks the first time for ISU to finish the regular season and open the conference tournament against the same opponent. In fact, since becoming a Division I program in 1970, the Redbirds have only played one opponent in back-to-back games until tonight. In 1979, the 'Birds lost at Hawai'i by five points to bounce back the next night with a nine-point win. Five days ago, Creighton won by five.

MEET ME IN ST. LOUIS

St. Louisans Lorenzo Gordon and Travis Wallace will have the opportunity to play in front of their home crowd this weekend at the league tournament. Gordon was part of three straight high school championships at Vashon High School, while Wallace spent his prep career at Jennings High School.

SPLITTING THE SPLITS

Since joining the Valley in 1982, the Redbirds have played 20 rubber matches at the league tournament. Another season series tiebreaker will be decided Saturday night between Illinois State and Creighton. In the 20 previous rubber games, ISU has a split record - 10-10. This is also the fifth time a series will be decided where the road team won on each other's court in the two previous meetings. ISU's record in those games is 2-2.

PRIZED PUPIL PLANK

Junior Neil Plank has already added a number of academic accolades to his resume' this year. On Wednesday, Plank became the 12th Redbird Academic All-American when he was named to the 2005 ESPN The Magazine Academic All-America@ University Division Men's Basketball Second Team. Earlier in the season he was named to the District V Academic Team. The 2004 Valley Scholar-Athlete Second Team selection carries a 4.0 grade point average and is majoring in finance.

THE TALE OF TWO HALVES

ISU's six-game conference losing skid appears to be attributed to second-half defense. In the last seven games, including the non-conference win at UW-Green Bay, Illinois State opponents have shot a combined 98-for-179 from the field in the second half - or 54.7 percent.

THE DYNAMIC DUO

Newcomer of the year Lorenzo Gordon also claimed first team all-conference honors on Tuesday, while senior Trey Guidry earned second team recognition. Ranked as two of the top 10 players in the league, Gordon and Guidry, became the first Redbirds to have been placed on the first two teams since 1998 when Rico Hill garnered first team honors and Dan Muller was named to the second team.

THREE FOR A GRAND

At Bradley, both Gregg Alexander and Vince Greene joined ISU's 1,000-point club becoming the 37th and 38th member, respectively. Earlier this season at Creighton, Trey Guidry became the 36th member of the exclusive club, giving the Redbirds three new members this season. The last time three Redbirds scored their 1,000th career point in the same season was 1967-68 with Jerry McGreal, George Terry and Steve Arends.

GORDON AND THE 500

No, not a reference to Daytona or the Rainbow Warrior - instead it's referring to Lorenzo Gordon and scoring 500 points in a season. With 481 points scored heading into tonight's game, Gordon is trying to become the 12th player in Illinois State's Division I history to score 500 or more points in a season.

ZO KNOWS SCORING

Lorenzo Gordon enters tonight's game averaging 16.6 points per game, which is fourth on the Missouri Valley Conference scoring list. Gordon is on pace to average the most points by a Redbird since Tarise Bryson logged 22.8 points per game during the 2000-01 season and is trying to become the first newcomer to lead the Redbirds in scoring since Baboucarr Bojang averaged 13.2 points per game in 2001-02.

THE LAST TIME THEY MET

Birds Fall to Creighton on Senior Night

NORMAL, Ill.. - Vince Greene led Illinois State with 14 points on Senior Night, however the Redbirds could not hold onto an early first half lead and fell 64-59 to the Creighton Bluejays Monday night at Redbird Arena.

Illinois State ended the first half making only one of its last 10 field goals while Creighton ended the half on an 11-0 run.

The Redbirds (17-12, 8-10) opened the game with the hot hand as they hit 9-of-13 field goals to open the game and led by as many as eight points, including a 19-11 edge with 10:10 left in the first half. With 9:27 on the clock, Neil Plank sank a jumper to give ISU a 21-14 advantage, however the Redbirds would only score three more points the rest of the period. Trey Guidry's three-pointer at the 3:54 mark was the 'Birds' lone basket in their final 10 field goal attempts of the half. The Bluejays (20-10, 11-7) took advantage of ISU's cold shooting with a commanding 11-0 run to finish the half with a 28-24 lead.

The Redbirds shot 52 percent to the Bluejays' 48 percent in the second half, however the 'Birds would never take the lead. Illinois State came within one point at 32-31 after Greene hit a three-pointer with 14:54 left on the clock. The Bluejays would then go on a 14-6 run before Lorenzo Gordon hit two free throws at the 8:43 mark. A last minute basket by Greg Dilligard would bring the 'Birds to within five at 64-59 before time expired.

The Redbirds had four players score in double digits. Greene led with 14 points, Plank added 13, while Gregg Alexander and Dilligard scored 11 and 10 points, respectively. Creighton's only player in double digits was Nate Funk, who turned in a game-high 20 points. Overall, the 'Birds' 48 percent from the field out shot the Bluejays' 44 percent, however, Creighton was 10-20 from the three-point line while Illinois State was 7-16.

Creighton 64, ILLINOIS STATE 59
February 28, 2005 • Redbird Arena

Table with 10 columns: Player, Min, FG-A, FT-A, O-REB, A, PF, TP. Rows include Tolliver, Watts, Funk, Mathies, McKinney, Day, Howard, Miliner, Hibma, Motz, and Totals.

Team Pct.: FG - .442; FT - .800
3-PT.: 10-20, .500 (Watts 0-2, Funk 4-5, Mathies 1-2, McKinney 1-4, Miliner 2-4, Motz 2-3)
Blocks: 1 (Tolliver 1)
Turnovers: 8 (Watts 1, Mathies 4, McKinney 2, Miliner 1)
Steals: 6 (Tolliver 1, Watts 3, McKinney 1, Miliner 1)

Table with 10 columns: Player, Min, FG-A, FT-A, O-REB, A, PF, TP. Rows include Gordon, Dilligard, Alexander, Greene, Guidry, K. Ford, Plank, D. Ford, Dyer, Carlwell, and Totals.

Team Pct.: FG - 481; FT - 1.000
3-PT.: 7-16, .438 (Alexander 3-6, Greene 2-5, Guidry 1-4, Plank 1-1)
Blocks: 3 (Gordon 1, Dilligard 2)
Turnovers: 14 (Gordon 3, Greene 1, Guidry 2, Plank 5, D. Ford 1, Carlwell 2)
Steals: 3 (Dilligard 1, Plank 2)

Officials: Steve Olsen, Tim Hutchinson, Don Daily
Attendance: 6155
Halftime Score: Creighton 28, ILLINOIS STATE 25



THE 'BIRDS AGAINST THE FIELD

- #1 Seed – Southern Illinois (SIU leads 67-58)
Dec. 30 – S. ILLINOIS 61, Illinois State 49
Feb. 16 – S. Illinois 66, ILLINOIS STATE 59
In Valley Tournament Play (SIU leads 4-3)
- #2 Seed – Wichita State (ISU leads 31-23)
Jan. 29 – WICHITA STATE 78, Illinois State 72
Feb. 10 – Wichita State 76, ILLINOIS STATE 62
In Valley Tournament Play (ISU leads 4-2)
- #3 Seed – Creighton (ISU leads 32-20)
Jan. 22 – Illinois State 82, CREIGHTON 77 (ot)
Feb. 28 – Creighton 64, ILLINOIS STATE 59
In Valley Tournament Play (CU leads 3-1)
- #4 Seed – Northern Iowa (ISU leads 31-14)
Jan. 3 – NORTHERN IOWA 75, Illinois State 55
Feb. 12 – Northern Iowa 65, ILLINOIS STATE 64
In Valley Tournament Play (ISU leads 3-2)
- #5 Seed – SMS (ISU leads 26-18)
Dec. 30 – ILLINOIS STATE 62, SMS 61
Feb. 26 – SMS 77, Illinois State 66
In Valley Tournament Play (ISU leads 3-1)
- #6 Seed – Illinois State
First time ISU has been the No. 6 seed.
- #7 Seed – Drake (ISU leads 41-20)
Jan. 15 – ILLINOIS STATE 74, Drake 61
Feb. 1 – Illinois State 59, DRAKE 58
In Valley Tournament Play (ISU leads 8-1)
- #8 Seed – Bradley (BU leads 55-45)
Feb. 5 – ILLINOIS STATE 69, Bradley 62
Feb. 23 – BRADLEY 77, Illinois State 61
In Valley Tournament Play (Tied 3-3)
- #9 Seed – Indiana State (ILS leads 52-39)
Jan. 6 – ILLINOIS STATE 62, Indiana State 61
Jan. 19 – Illinois State 73, INDIANA STATE 69
In Valley Tournament Play (ILS leads 3-1)
- #10 Seed – Evansville (ISU leads 19-10)
Jan. 9 – EVANSVILLE 69, Illinois State 61
Jan. 25 – ILLINOIS STATE 77, Evansville 58
In Valley Tournament Play (ISU leads 1-0)

'BITING THE HAND THAT FED YOU

Illinois State's 82-77 overtime win at Creighton earlier this season gave Redbird coach **Porter Moser** his first career coaching victory over his alma mater. Moser lettered for the Jays from 1986-90.

ZO KNOWS OFFENSIVE REBOUNDING

Lorenzo Gordon has collected 87 offensive rebounds on the season and leads the league with 3.00 offensive boards per game. Since rebounds were categorized as offensive or defensive since the 1990-91 season, Gordon is only the fifth Redbird to post 70 or more offensive boards in a season.

Name (Year)	Off. Reb.
Rico Hill (1996-97)	87
Lorenzo Gordon (2004-05)	87
Baboucarr Bojang (2001-02)	75
LeRoy Watkins (1996-97)	74
Kenny Wright (1994-95)	70

THE G-FORCE

The Redbirds have courted the same starting line-up in 25 games this season and there is a common theme throughout the starting five – the letter 'G.' The 'Birds start **Gregg (Alexander), Greg (Dilligard), (Lorenzo) Gordon, (Trey) Guidry** and **(Vince) Greene**. The "G-Force" has accounted for 71.4 percent of the Redbirds' minutes and 79.7 percent of the team's points.

THE THREE KING

With five treys at UW-Green Bay, senior **Gregg Alexander** claimed the top spot in the ISU record books for made three-point field goals in a career. Alexander, who now has 222 made threes, passed Tarise Bryson's 214.

DROPPING DIMES

Senior **Vince Greene** now has 411 assists in his career and stands in the No. 7 spot in the ISU record books. He needs 14 more dimes to move into the No. 6 position ahead of Richard Thomas (424). Greene is just the seventh Redbird to dish out 400 or more assists in a career.

DON'T SHOOT THE MESSENGER

In deciphering the data, it appears the Redbirds' success this season hinges on their shot. Not just one shot, but their field goal shooting as a whole. In the 17 victories, ISU is shooting 50.2 percent from the field, while only tickling the twine 40.2 percent of the time in the 12 losses. Also, the Redbirds are 15-2 when outshooting their opponent and are an impressive 16-5 when shooting over 40 percent from the floor.

THE 200 CLUB

At Bradley, **Trey Guidry** became just the fourth player in ISU history with 200 career triples. Guidry joins **Gregg Alexander** (222), Tarise Bryson (214) and Dan Muller (204) in ISU's 200 club with 205 career three-pointers.

171 GAMES WITH A TREY ON THE BOARD

ISU enters tonight's game with at least one made three in 171 straight games, thanks to seven 3-pointers against Creighton. The last time ISU didn't sink a trey was an 82-43 loss at Creighton on Dec. 12, 1999.

WE HAVE ANOTHER WINNER

With 17 wins on the season, the Redbirds are guaranteed their 30th winning season in the 35 years of being a Division I program. The 17 victories is the most by ISU since the 2001-02 season.

AT THE LINE, IT'S EASY BEING GREENE

Senior **Vince Greene** already owns the school record for consecutive free throws with 57, which ended on Nov. 30, and now he has his sights on a Valley free throw percentage title. Greene currently ranks second in the conference at the foul line with his 92.0 percent accuracy in charity tosses, which also ranks No. 4 nationally. He is also first all time in career free throw percentage at Illinois State with an 89.9 free throw percentage for his career.

THAT 70'S SHOW

ISU has limited its foes to less than 70 points in 22 of its 29 games this season. In fact, the Redbirds had a stretch of 11 straight games keeping their opponents under 70 points, the longest string since 1993. There is also some significance when the 'Birds reach 70 points. When ISU scores 70 or more, the 'Birds are 13-1 this season.

THE COMEBACK KIDS

As Yogi Berra said "It's not over, until it's over" and the Redbirds have proved that this season. Five times the 'Birds have rallied from a double-digit deficit to claim victory. ISU has posted comebacks against Bradley (12), Marshall (11), Loyola (11), Indiana St. (10) and Creighton (10), despite being down by 10 or more points.



CHART CLIMBERS

Career Scoring Leaders

1. Doug Collins (1970-73).....	2,240
27. Richard Thomas (1990-93).....	1,170
28. Trey Guidry (2002-).....	1,164
29. Shawn Jeppson (1998-01).....	1,160
30. Robert Hawkins (1972-75).....	1,145
31. Derrick Sanders (1983-87).....	1,088
32. Rickie Johnson (1981-85).....	1,068
Ron deVries (1971-74).....	1,068
34. Jim Ringel (1959-63).....	1,051
35. LeRoy Watkins (1996-99).....	1,048
36. Vince Greene (2001-).....	1,040
37. Joe Galvin (1976-80).....	1,022
38. Gregg Alexander (2001-).....	1,017

Career 3-Point FG Leaders

1. Gregg Alexander (2001-).....	222
2. Tarise Bryson (1999-02).....	214
3. Trey Guidry (2002-).....	205
4. Dan Muller (1994-98).....	204
5. Jeff Harris (1986-88).....	157
6. Skipp Schaeffbauer (1996-98).....	153
7. Richard Thomas (1990-93).....	149
8. Shawn Jeppson (1998-01).....	148
9. Vince Greene (2001-).....	136

Career 3-Point FG Percentage

1. Matt Taphorn (1986-88).....	50.4
2. Jeff Harris (1986-88).....	46.6
3. Rico Hill (1995-98).....	43.7
4. Shawn Jeppson (1998-01).....	42.8
5. Gregg Alexander (2001-)[222/542].....	41.0
6. Vince Greene (2001-)[136/334].....	40.7
7. Trey Guidry (2002-)[205/517].....	39.7

CAREER STARTS/GAMES

No.	Player	Illinois St.	
		GP	GS
2	Gregg Alexander	116	111
11	Vince Greene	118	83
24	Trey Guidry	87	53
50	Greg Dilligard	58	51
1	Lorenzo Gordon	29	29
25	Neil Plank	56	16
31	Dana Ford	76	11
3	Nedu Onyeuku	23	1
51	Ronnie Carlwell	32	0
5	Khalif Ford	19	0
32	Levi Dyer	9	0
12	Micah Kirstein	7	0
14	Travis Wallace	7	0

2004-05 FINAL VALLEY STANDINGS

	VALLEY			OVERALL		
	W	L	PCT	W	L	PCT
1. Southern Illinois	15	3	.833	25	6	.806
2. Wichita State	12	6	.667	19	8	.704
3. Northern Iowa	11	7	.611	21	9	.700
Creighton	11	7	.611	20	10	.667
5 SMS	10	8	.556	16	11	.593
6. Illinois State	8	10	.444	17	12	.586
7. Drake	7	11	.389	12	15	.444
8. Bradley	6	12	.333	13	14	.481
9. Evansville	5	13	.278	11	16	.407
Indiana State	5	13	.278	10	19	.345

2004-05 ILLINOIS STATE RESULTS

RECORD:	OVERALL	HOME	AWAY	NEUTRAL		
ALL GAMES	17-12	10-5	5-7	2-0		
CONFERENCE	8-10	5-4	3-6	0-0		
NON-CONFERENCE	9-2	5-1	2-1	2-0		

DATE	TIME	OPPONENT	SCORE	ATTEND	HIGH POINTS	HIGH REBOUNDS
11-14-04	5:30 p.m.	vs Penn State	W 82-73	7917	(26)Gordon,Lorenzo	(8)Greene,Vince
11-15-04	8 p.m.	at Marquette	32-60 L	8203	(8)Onyeuku,Nedu	(6)Carlwell,Ronnie
11-16-04	5:30 p.m.	vs Mississippi	W 70-52	8744	(24)Guidry,Trey	(11)Dilligard,Greg
11-22-04	7:05 pm	TRUMAN STATE	W 82-47	4127	(16)Gordon,Lorenzo	(8)Guidry,Trey
11-27-04	2:05 p.m.	TENNESSEE-MARTIN	W 80-51	4051	(27)Guidry,Trey	(7)Alexander,Gregg
11-30-04	7:05 p.m.	ILLINOIS-CHICAGO	56-60 L	6260	(13)Gordon,Lorenzo	(6)Gordon,Lorenzo
12-04-04	7:05 pm	ST. JOHN'S	W 77-69	8044	(22)Gordon,Lorenzo	(8)Guidry,Trey
12-07-04	7:05 p.m.	ALCORN STATE	W 75-62	5943	(19)Gordon,Lorenzo	(7)Dilligard,Greg
						(7)Gordon,Lorenzo
12-11-04	7:05 p.m.	MARSHALL	W 79-67	6689	(21)Plank,Neil	(8)Plank,Neil
12-18-04	1:00 p.m.	at Loyola-Chicago	W 73-67	3871	(19)Gordon,Lorenzo	(11)Dilligard,Greg
12-23-04	7:05 pm	*at Southern Illinois	49-61 L	5729	(13)Gordon,Lorenzo	(5)Plank,Neil
						(5)Onyeuku,Nedu
12-30-04	7:05 p.m.	* SMS	W 62-61	5965	(17)Gordon,Lorenzo	(10)Dilligard,Greg
01-03-05	7:05 pm	*at Northern Iowa	55-75 L	3126	(20)Guidry,Trey	(5)Gordon,Lorenzo
01-06-05	7:05 p.m.	*INDIANA STATE	W 62-61	4923	(20)Gordon,Lorenzo	(7)Plank,Neil
01-09-05	2:05 p.m.	* at Evansville	61-69 L	6416	(24)Gordon,Lorenzo	(14)Gordon,Lorenzo
01-15-05	4:05 p.m.	* DRAKE	W 74-61	5636	(21)Gordon,Lorenzo	(13)Gordon,Lorenzo
01-19-05	7:05 p.m.	*at Indiana State	W 73-69	3334	(26)Gordon,Lorenzo	(7)Gordon,Lorenzo
01-22-05	7:07 p.m.	* at Creighton	WOT 82-77	13949	(30)Guidry,Trey	(11)Gordon,Lorenzo
01-25-05	7:05 p.m.	*EVANSVILLE	W 77-58	5709	(25)Guidry,Trey	(7)Alexander,Gregg
01-29-05	6:05 p.m.	*at Wichita State	72-78 L	10478	(19)Guidry,Trey	(7)Dilligard,Greg
					(19)Greene,Vince	
02-01-05	7:05 p.m.	* at Drake	W 59-58	5311	(19)Gordon,Lorenzo	(9)Gordon,Lorenzo
02-05-05	4:05 p.m.	* BRADLEY	W 69-62	10200	(24)Guidry,Trey	(6)Alexander,Gregg
						(6)Dilligard,Greg
02-10-05	7:07 pm	*WICHITA STATE	62-76 L	7115	(20)Gordon,Lorenzo	(6)Gordon,Lorenzo
02-12-05	4:07 p.m.	*NORTHERN IOWA	64-65 L	8396	(20)Guidry,Trey	(8)Gordon,Lorenzo
02-16-05	7:07 p.m.	*SOUTHERN ILLINOIS	59-66 L	7547	(13)Gordon,Lorenzo	(9)Alexander,Gregg
02-19-05	8:00 p.m.	at UW-Green Bay	W 79-69	6023	(22)Gordon,Lorenzo	(9)Gordon,Lorenzo
02-23-05	7:35 p.m.	* at Bradley	61-77 L	10406	(17)Greene,Vince	(9)Gordon,Lorenzo
02/26/05	7:05 p.m.	* at SMS	66-77 L	7036	(16)Greene,Vince	(5)Ford,Dana
					(16)Guidry,Trey	
02-28-05	7:05 p.m.	*CREIGHTON	59-64 L	6155	(14)Greene,Vince	(8)Guidry,Trey

* - Conference game

ATTENDANCE SUMMARY

	GAMES	TOTALS	AVG/GAME
HOME	15	96760	6451
AWAY	12	83882	6990
NEUTRAL	2	16661	8331
TOTAL	29	197303	6804

2004-05 ILLINOIS STATE NUMERICAL ROSTER

No.	Name	Pos.	Ht.	Wt.	Cl.-Ex.	Hometown (previous schools)
1	Lorenzo Gordon	F	6-7	245	Jr.-TR	St. Louis, Mo. (Vashon/Mineral Area CC)
2	Gregg Alexander	G/F	6-4	205	Sr.-3L	Lincoln, Ill. (Lincoln)
3	Nedu Onyeuku	G	6-3	185	Jr.-TR	Omaha, Neb. (Creighton Prep/Iowa Western CC)
5	Khalif Ford	G	6-1	181	Fr.-HS	Diamond Bar, Calif. (Diamond Bar/Bridgton Academy)
11	Vince Greene	G	5-9	165	Sr.-3L	Chicago, Ill. (Brother Rice)
12	Micah Kirstein	G	6-3	190	So.-1L	Herscher, Ill. (Bishop McNamara)
14	Travis Wallace	G	6-0	175	Jr.-TR	St. Louis, Mo. (Jennings/Meramec JC)
24	Trey Guidry	G	6-2	195	Sr.-2L	Baton Rouge, La. (Central/North Carolina State)
25	Neil Plank	G/F	6-5	208	Jr.-1L	Mt. Zion, Ill. (Mt. Zion/Wisconsin)
31	Dana Ford	G	6-4	195	Jr.-2L	Tamms, Ill. (Egyptian)
32	Levi Dyer	C	6-10	220	Fr.-HS	Eaton, Colo. (Eaton)
50	Greg Dilligard	F	6-8	230	So.-1L	Labelle, Mo. (Highland)
51	Ronnie Carlwell	C	6-11	258	Fr.-RS	Maywood, Ill. (Proviso East)

Head Coach: Porter Moser

Assistant Coaches: Chris Jans, Daniyal Robinson, Brian Barone.



2004-05 ILLINOIS STATE STATISTICS

##	Player	GP	GS	Min	Avg	TOTAL			3-PTS			REBOUNDS				PF	FO	A	TO	Blk	Stl	Pts	Avg			
						FG	FGA	Pct	3FG	FGA	Pct	FT	FTA	Pct	Off									Def	Tot	Avg
01	Gordon,Lorenzo	29	29	859	29.6	184	345	.533	0	1	.000	113	175	.646	87	105	192	6.6	69	0	35	55	7	21	481	16.6
	Conference-Only...	18	18	558	31.0	110	213	.516	0	1	.000	57	87	.655	60	66	126	7.0	45	0	29	34	6	13	277	15.4
24	Guidry,Trey	29	28	871	30.0	138	366	.377	56	179	.313	69	87	.793	9	81	90	3.1	74	1	63	75	3	27	401	13.8
	Conference-Only...	18	17	558	31.0	90	240	.375	36	113	.319	55	70	.786	4	50	54	3.0	48	1	37	53	1	12	271	15.1
11	Greene,Vince	29	29	922	31.8	82	187	.439	43	103	.417	81	88	.920	3	64	67	2.3	39	0	126	73	3	34	288	9.9
	Conference-Only...	18	18	583	32.4	60	136	.441	31	69	.449	44	46	.957	2	35	37	2.1	32	0	70	47	3	20	195	10.8
25	Plank,Neil	27	0	566	21.0	70	144	.486	17	48	.354	40	60	.667	30	78	108	4.0	41	1	37	36	4	19	197	7.3
	Conference-Only...	18	0	380	21.1	42	92	.457	7	26	.269	26	40	.650	21	56	77	4.3	29	1	21	26	2	13	117	6.5
02	Alexander,Gregg	27	26	776	28.7	62	133	.466	56	123	.455	16	19	.842	7	81	88	3.3	40	0	62	29	1	21	196	7.3
	Conference-Only...	17	16	513	30.2	37	89	.416	34	85	.400	7	9	.778	7	58	65	3.8	24	0	33	20	1	10	115	6.8
50	Dilligard,Greg	29	29	731	25.2	82	141	.582	0	0	.000	24	76	.316	57	79	136	4.7	78	1	25	32	38	32	188	6.5
	Conference-Only...	18	18	435	24.2	46	82	.561	0	0	.000	13	42	.310	33	44	77	4.3	51	0	15	21	17	17	105	5.8
03	Onyeuku,Nedu	23	1	309	13.4	33	93	.355	10	40	.250	12	15	.800	13	29	42	1.8	35	0	17	35	6	13	88	3.8
	Conference-Only...	13	1	160	12.3	11	34	.324	3	16	.188	4	6	.667	6	16	22	1.7	18	0	6	17	4	4	29	2.2
32	Dyer,Levi	9	0	39	4.3	5	11	.455	0	4	.000	4	4	1.000	0	2	2	0.2	4	0	1	2	0	4	14	1.6
	Conference-Only...	4	0	26	6.5	2	5	.400	0	2	.000	4	4	1.000	0	2	2	0.5	4	0	1	1	0	0	8	2.0
51	Carlwell,Ronnie	28	0	234	8.4	17	30	.567	0	0	.000	6	15	.400	25	36	61	2.2	30	0	6	17	19	3	40	1.4
	Conference-Only...	17	0	112	6.6	13	18	.722	0	0	.000	1	6	.167	13	19	32	1.9	17	0	1	7	10	1	27	1.6
31	Ford,Dana	27	3	313	11.6	16	46	.348	5	20	.250	1	7	.143	15	42	57	2.1	28	0	19	25	4	8	38	1.4
	Conference-Only...	16	2	184	11.5	4	18	.222	1	6	.167	0	4	.000	8	23	31	1.9	17	0	14	14	2	4	9	0.6
05	Ford,Khalif	19	0	175	9.2	6	16	.375	1	6	.167	5	9	.556	3	23	26	1.4	30	0	22	19	0	7	18	0.9
	Conference-Only...	11	0	110	10.0	5	13	.385	0	4	.000	1	1	1.000	3	14	17	1.5	20	0	15	10	0	3	11	1.0
14	Wallace,Travis	7	0	24	3.4	1	1	1.000	0	0	.000	0	4	.000	1	3	4	0.6	0	0	3	2	0	4	2	0.3
	Conference-Only...	2	0	3	1.5	1	1	1.000	0	0	.000	0	0	.000	0	0	0	0.0	0	0	0	2	0	0	2	1.0
12	Kirstein,Micah	5	0	6	1.2	0	0	.000	0	0	.000	0	0	.000	0	1	1	0.2	1	0	1	0	0	0	0	0.0
	Conference-Only...	2	0	3	1.5	0	0	.000	0	0	.000	0	0	.000	0	0	0	0.0	0	0	0	0	0	0	0	0.0
TM	TEAM.....														36	41	77	2.7	2		7					
	Conference-Only...														25	23	48	2.7	2		3					
	Total.....	29				696	1513	.460	188	524	.359	371	559	.664	286	665	951	32.8	471	3	417	407	85	193	1951	67.3
	Conference-Only...	18				421	941	.447	112	322	.348	212	315	.673	182	406	588	32.7	307	2	242	255	46	97	1166	64.8
	Opponents.....	29				716	1611	.444	168	482	.349	292	426	.685	310	638	948	32.7	515	11	384	392	94	172	1892	65.2
	Conference-Only...	18				458	1001	.458	111	307	.362	188	273	.689	192	401	593	32.9	307	7	250	220	62	119	1215	67.5

SCORE BY PERIODS:	1st	2nd	OT	Total
Illinois State	892	1045	14	1951
Opponents	875	1008	9	1892

DEADBALL REBOUNDS:	OFF	DEF	TOTAL
Illinois State	77	1	78
Opponents	54	2	56



2004-05 ILLINOIS STATE STATISTICS VS. CREIGHTON

##	Player	GP	GS	Min	Avg	TOTAL			3-PTS			REBOUNDS				PF	FO	A	TO	Blk	Stl	Pts	Avg					
						FG	FGA	Pct	3FG	FGA	Pct	FT	FTA	Pct	Off									Def	Tot	Avg		
24	Guidry,Trey	2	2	69	34.5	12	30	.400	4	11	.364	5	6	.833	2	14	16	8.0	4	0	5	5	0	1	33	16.5		
01	Gordon,Lorenzo	2	2	68	34.0	10	20	.500	0	0	.000	7	9	.778	10	8	18	9.0	5	0	1	4	1	0	27	13.5		
11	Greene,Vince	2	2	77	38.5	7	18	.389	2	8	.250	8	8	1.000	0	8	8	4.0	5	0	10	3	0	0	24	12.0		
25	Plank,Neil	2	0	50	25.0	10	15	.667	2	3	.667	0	0	.000	3	4	7	3.5	3	0	2	8	0	4	22	11.0		
50	Dilligard,Greg	2	2	51	25.5	9	14	.643	0	0	.000	0	1	.000	5	2	7	3.5	3	0	2	1	2	2	18	9.0		
02	Alexander,Gregg	2	2	69	34.5	5	9	.556	4	8	.500	1	2	.500	1	5	6	3.0	2	0	5	1	0	1	15	7.5		
51	Carlwell,Ronnie	2	0	11	5.5	1	2	.500	0	0	.000	0	0	.000	1	2	3	1.5	2	0	0	2	0	1	2	1.0		
05	Ford,Khalif	1	0	5	5.0	0	0	.000	0	0	.000	0	0	.000	0	1	1	1.0	1	0	0	0	0	0	0	0.0		
31	Ford,Dana	1	0	12	12.0	0	0	.000	0	0	.000	0	0	.000	0	3	3	3.0	1	0	2	1	0	0	0	0.0		
32	Dyer,Levi	1	0	1	1.0	0	0	.000	0	0	.000	0	0	.000	0	0	0	0.0	0	0	0	0	0	0	0	0.0		
03	Onyeuku,Nedu	1	0	12	12.0	0	1	.000	0	0	.000	0	0	.000	0	0	0	0.0	2	0	0	0	0	0	0	0.0		
TM TEAM.....															1	1	2	1.0	0									
Total.....		2				54	109	.495	12	30	.400	21	26	.808	23	48	71	35.5	28	0	27	25	3	9	141	70.5		
Opponents.....		2				53	116	.457	23	48	.479	12	16	.750	19	34	53	26.5	29	2	30	17	3	11	141	70.5		

SCORE BY PERIODS:	1st	2nd	OT	Total
Illinois State	56	71	14	141
Opponents	65	67	9	141

DEADBALL REBOUNDS:	OFF	DEF	TOTAL
Illinois State	2	0	2
Opponents	0	1	1



SUPERLATIVES

STARTING LINEUPS – F, F, G, G (4):

- Gordon, Dilligard, Alexander, Greene, Guidry (15-10)
W – vs. Penn State, vs. Mississippi, Truman State, UT-Martin, St. John's, Alcorn State, Marshall, Indiana State, Drake, at Indiana State, at Creighton, Evansville, at Drake, Bradley, at UW-Green Bay
- L – at Marquette, Illinois-Chicago, at Northern Iowa, at Evansville, at Wichita State, Wichita State, Northern Iowa, Southern Illinois, at Bradley, Creighton
- Gordon, Dilligard, Greene, Guidry, D. Ford (1-1)
W – at Loyola-Chicago
L – at Southern Illinois
- Gordon, Dilligard, Onyeuku, Greene, Guidry (1-0)
W – SMS
- Gordon, Dilligard, Alexander, Greene, D. Ford (0-1)
L – at SMS

FIRST POINTS:

Gordon 11, Guidry 5, Dilligard 5, Greene 4, Alexander 2, Onyeuku 1

DOUBLE-DIGIT SCORERS (78):

Gordon 25, Guidry 18, Greene 15, Alexander 7, Plank 6, Dilligard 4, Onyeuku 3

DOUBLE-DIGIT REBOUNDING (7):

Gordon 4, Dilligard 3

LEADING SCORER:

Gordon 16, Guidry 9, Greene 4, Onyeuku 1, Plank 1

LEADING REBOUNDER:

Gordon 12, Dilligard 6, Alexander 4, Plank 3, Guidry 3, Carlwell 1, Greene 1, Onyeuku 1, D. Ford 1

DOUBLE-DOUBLES (7):

Gordon 4, Alexander 1, Dilligard 1, Greene 1

DUNKS (28):

Dilligard 15, Gordon 5, Onyeuku 4, Carlwell 3, Plank 1

FIRST SUBSTITUTION:

Plank 12, K. Ford 6, Onyeuku 5, Carlwell 5, Guidry 1

CHARGES DRAWN (17):

Dilligard 6, Alexander 4, Plank 2, Guidry 2, Dyer 1, Greene 1, K. Ford 1,

MOST MINUTES:

- 42, Lorenzo Gordon at Creighton, 1-22-05
- 42, Vince Greene at Creighton, 1-22-05
- 38, Vince Greene vs. Bradley, 2-5-05
- 38, Vince Greene at Wichita State, 1-29-05
- 38, Trey Guidry vs. Illinois-Chicago, 11-30-04
- 37, Vince Greene at Wichita State, 2-10-05
- 37, Gregg Alexander vs. Marshall, 12-11-04
- 37, Vince Greene vs. St. John's, 12-4-04
- 36, Gregg Alexander vs. Northern Iowa, 2-12-05
- 36, Trey Guidry vs. Northern Iowa, 2-12-05
- 36, Trey Guidry vs. Bradley, 2-5-05
- 36, Gregg Alexander at Drake, 2-1-05
- 36, Gregg Alexander at Wichita State, 1-29-05
- 36, Trey Guidry at Wichita State, 1-29-05
- 36, Lorenzo Gordon at Indiana State, 1-19-05
- 35, Vince Green vs. Creighton, 2-28-05
- 35, Vince Greene at SMS, 2-26-05
- 35, Vince Greene at Drake, 2-1-05
- 35, Gregg Alexander at Creighton, 1-22-05
- 35, Trey Guidry at Creighton, 1-22-05
- 35, Gregg Alexander at Indiana State, 1-19-05
- 35, Vince Greene at Indiana State, 1-19-05
- 35, Lorenzo Gordon at Evansville, 1-9-05
- 35, Greg Dilligard at Loyola-Chicago, 12-18-04
- 35, Vince Greene vs. Illinois-Chicago, 11-30-04

INDIVIDUAL GAME-BY-GAME (PTS-REB-ASTS)

Opponent	Alexander	Carlwell	Dilligard	Dyer	D. Ford	K. Ford
vs. Penn State	6-1-2*	3-2-0	6-4-3*	0-0-0	2-2-0	INJ.
at Marquette	0-1-0*	3-6-1	6-3-0*	2-0-0	0-2-0	INJ.
vs. Mississippi	8-0-2*	0-2-1	7-11-1*	0-0-0	0-1-0	0-2-3
Truman State	8-3-5*	7-2-1	6-6-1*	2-0-0	8-2-1	DNP
UT-Martin	9-7-2*	0-5-2	3-6-2*	2-0-0	5-5-0	0-1-1
Illinois-Chicago	3-1-3*	0-3-0	6-4-0*	DNP	6-3-0	0-1-1
St. John's	9-2-0*	0-1-0	8-4-0*	DNP	0-1-0	0-1-0
Alcorn State	11-3-5*	0-0-0	7-7-1*	DNP	0-2-1	6-1-0
Marshall	10-2-10*	0-3-0	14-3-1*	DNP	2-1-2	1-0-1
at Loyola-Chicago	INJ.	0-2-0	12-11-1*	DNP	2-3-1*	0-2-1
at S. Illinois*	INJ.	0-1-0	9-4-1*	DNP	0-4-2*	2-1-0
SMS*	3-1-1	0-0-0	8-10-4*	DNP	3-4-1	0-1-2
at Northern Iowa*	0-3-1*	0-1-0	9-4-1*	0-0-0	0-0-0	3-2-0
Indiana State*	3-5-0*	2-3-1	3-5-0	DNP	0-1-2	4-1-6
at Evansville*	0-4-1*	DNP	6-7-1*	DNP	0-2-0	2-2-1
Drake*	15-6-6*	0-3-0	4-2-0*	DNP	0-4-1	INJ.
at Indiana State*	9-1-0*	2-4-0	3-1-0*	DNP	0-1-0	INJ.
at Creighton*	4-3-3*	2-2-0	8-5-1*	DNP	DNP	INJ.
Evansville*	11-7-1*	4-2-0	10-5-1*	2-0-0	0-0-0	INJ.
at Wichita State*	9-2-2*	2-4-0	9-7-2*	DNP	DNP	INJ.
at Drake*	3-3-4*	0-0-0	2-3-1*	DNP	0-0-0	INJ.
Bradley*	7-6-3*	8-5-0	2-6-0*	DNP	2-0-0	INJ.
Wichita State*	9-2-2*	0-1-0	8-3-0*	DNP	0-0-0	0-0-0
Northern Iowa*	10-4-1*	2-2-0	0-4-0*	DNP	0-4-1	0-4-4
Southern Illinois*	12-9-1*	2-1-0	3-3-0*	DNP	0-0-1	0-0-1
at UW-Green Bay	17-3-0*	0-4-0	8-0-0*	DNP	4-5-0	0-1-0
at Bradley*	6-2-3*	1-0-0	9-6-1*	DNP	2-3-2	0-5-1
at SMS*	3-4-2*	2-2-0	3-1-1*	6-2-1	2-5-2*	0-0-0
Creighton*	11-3-2*	0-1-0	10-2-1*	0-0-0	0-3-2	0-1-0

Opponent	Gordon	Greene	Guidry	Kirstein	Onyeuku	Plank	Wallace
vs. Penn State	26-6-1*	7-8-6*	16-2-4*	0-0-0	16-0-2	0-2-1	0-0-0
at Marquette	7-5-0*	0-1-0*	6-2-2*	DNP	8-4-0	INJ.	0-2-1
vs. Mississippi	22-10-1*	7-0-2*	24-2-2*	DNP	2-2-1	INJ.	0-1-1
Truman State	16-5-0*	14-2-5*	10-8-4*	0-1-0	6-0-2	5-4-2	0-1-1
UT-Martin	23-4-1*	5-4-7*	27-3-2*	0-0-1	0-2-0	6-2-2	0-0-0
Illinois-Chicago	13-6-0*	8-2-7*	9-2-1*	DNP	2-2-0	9-3-1	DNP
St. John's	22-6-2*	13-3-6*	6-8-4*	DNP	5-1-4	14-3-3	DNP
Alcorn State	19-7-0*	11-5-6*	10-3-1*	DNP	6-2-2	5-6-0	DNP
Marshall	15-2-1*	9-1-4*	7-4-1*	DNP	DNP	21-8-2	DNP
at Loyola-Chicago	19-6-0*	5-2-5*	9-2-3*	DNP	10-2-0	16-3-2	DNP
at S. Illinois*	13-4-4*	3-0-5*	10-2-0*	DNP	10-5-2	2-5-0	DNP
SMS*	17-6-0*	7-2-3*	15-0-1*	DNP	2-0-0*	7-7-3	DNP
at Northern Iowa*	9-5-2*	11-1-1*	20-3-1*	0-0-0	0-2-0	3-4-1	0-0-0
Indiana State*	20-2-2*	0-1-5*	9-2-3*	DNP	5-3-1	17-7-1	DNP
at Evansville*	24-14-0*	4-1-3*	19-3-2*	DNP	0-2-0	6-6-0	DNP
Drake*	21-13-2*	12-1-3*	10-1-1*	DNP	DNP	12-9-5	DNP
at Indiana State*	26-7-2*	16-4-10*	9-3-2*	DNP	0-0-0	8-3-1	DNP
at Creighton*	19-11-0*	10-4-5*	30-8-2*	DNP	0-0-0	9-5-1	DNP
Evansville*	11-6-1*	7-4-6*	25-4-5*	0-0-0	2-3-2	3-3-1	2-0-0
at Wichita State*	12-3-3*	19-0-1*	19-4-1*	DNP	0-0-0	2-4-0	DNP
at Drake*	19-9-1*	14-3-2*	8-4-6*	DNP	5-2-0	8-2-0	DNP
Bradley*	6-5-3*	20-4-4*	24-3-2*	DNP	0-1-1	0-2-1	DNP
Wichita State*	20-6-0*	11-2-4*	9-1-5*	DNP	DNP	5-5-2	DNP
Northern Iowa*	18-8-1*	6-2-3*	20-4-0*	DNP	DNP	8-3-1	DNP
Southern Illinois*	13-7-4*	8-1-3*	11-2-1*	DNP	5-2-0	5-7-2	DNP
at UW-Green Bay	22-9-0*	14-2-8*	6-0-2*	DNP	4-5-0	4-0-3	DNP
at Bradley*	10-9-2*	17-2-3*	14-3-1*	DNP	0-2-0	2-0-0	DNP
at SMS*	11-4-1*	16-1-4*	16-0-1	DNP	DNP	7-3-0	DNP
Creighton*	8-7-1*	14-4-5*	3-8-3*	DNP	DNP	13-2-1	DNP



THE LAST TIME IT HAPPENED

INDIVIDUAL

A player scored 40 points ...

ILLINOIS ST.Tarise Bryson (41) at C. Michigan, 12-3-00
OpponentAnthony Roberts (48), Oral Roberts, 1-6-75

A player scored 30 points ...

ILLINOIS ST.Trey Guidry (30) at Creighton, 1-22-05
OpponentJermaine Boyette (31), Weber St., 11-16-01

A player grabbed 20 rebounds ...

ILLINOIS ST.Ron deVries (24) vs. Pacific, 1-19-74
OpponentAnthony Bonner (21), St. Louis, 2-6-90

A player grabbed 15 rebounds ...

ILLINOIS ST.Baboucar Bojang (15) vs. UNI, 1-30-02
OpponentGrant Stout (15), UNI, 1-3-05

A player had a double-double ...

ILLINOIS ST.Lorenzo Gordon (19p, 11r) at Creighton, 1-22-05
OpponentDarren Brooks (13p, 10r) vs. Southern Illinois, 2-16-05

A player made five 3-pointers ...

ILLINOIS ST.Gregg Alexander (5-6) at UW-Green Bay, 2-19-05
OpponentEric Gray (6-8), Indiana State, 1-19-05

A player made 10 free throws ...

ILLINOIS ST.Lorenzo Gordon (10-14) vs. St. John's, 12-4-04
OpponentDavid Moss (12-15), Indiana State, 1-10-04

A player had 15 free throw attempts ...

ILLINOIS ST.Tarise Bryson (12-15) at Purdue, 3-14-01
OpponentDavid Moss (12-15), Indiana State, 1-10-04

A player had 10 assists ...

ILLINOIS ST.Vince Greene (10) at Indiana State, 1-19-05
OpponentMartell Bailey (12), Illinois-Chicago, 12-13-03

A player had five steals ...

ILLINOIS ST.Trey Guidry (5) vs. Marshall, 12-11-04
OpponentDeven Mitchell (6) at Bradley, 2-26-05

A player blocked five shots ...

ILLINOIS ST.Greg Dilligard (7) at Loyola-Chicago, 12-18-04
OpponentBradley Strickland (5), Evansville, 1-9-05

TEAM

A team scored 100 points ...

ILLINOIS ST.vs. Southern Illinois (105), 1-10-98
OpponentOklahoma (112), 12-28-90

A team made 35 field goals ...

ILLINOIS ST.vs. Bellarmine (35-71), 12-2-03
OpponentUT-San Antonio (35-65), 12-17-00

A team had 75 field goal attempts ...

ILLINOIS ST.vs. Lewis (31-78), 12-2-92
OpponentAkron (27-80), 11-20-98

A team shot 50 percent from the field ...

ILLINOIS ST.at SMS (.500, 24-48), 2-26-05
OpponentSMS (.535, 23-43), 2-26-05

A team made 10 3-point field goals ...

ILLINOIS ST.at Wichita State (12-25), 1-29-05
OpponentCreighton (10-20), 2-28-05

A team had 25 3-point field goal attempts ...

ILLINOIS ST.at Bradley (8-27), 2-23-05
OpponentCreighton (13-28), 1-22-05

A team shot 50 percent on 3-pointers ...

ILLINOIS ST.vs. Tennessee-Martin (.500, 12-24), 11-27-04
OpponentCreighton (.500, 10-20), 2-28-05

A team made 30 free throws ...

ILLINOIS ST.vs. Florida A&M (38-48), 11-23-03
OpponentDrake (37-52), 1-17-01

A team had 25 assists ...

ILLINOIS ST.vs. Hofstra (25), 11-25-01
OpponentEvansville (26), 2-11-04

A team had 15 steals ...

ILLINOIS ST.vs. Bellarmine (16), 12-2-03
OpponentCreighton (18), 12-12-99

A team had 10 blocked shots ...

ILLINOIS ST.vs. Evansville (10), 1-17-79
OpponentNorthern Illinois (11), 11-26-03

BENCH SCORING (ISU-OPP)

Table with 2 columns: Opponent, Points. Lists various opponents and their bench scores, totaling 410-539.

2004-05 VALLEY RANKINGS

Through Mar. 3 (All Games)

Table with 2 columns: Team, Rank. Lists various statistics such as Scoring Offense, Scoring Defense, Free Throw Pct, etc., with ranks and values.

INDIVIDUAL

SCORING

Table with 2 columns: Player, Points. Lists Lorenzo Gordon (16.6) and Trey Guidry (13.8).

REBOUNDING

Table with 2 columns: Player, Rebounds. Lists Lorenzo Gordon (6.6).

FIELD GOAL PERCENTAGE

Table with 2 columns: Player, FG Pct. Lists Lorenzo Gordon (53.3).

ASSISTS

Table with 2 columns: Player, Assists. Lists Vince Greene (4.34).

FREE THROW PERCENTAGE

Table with 2 columns: Player, FT Pct. Lists Vince Greene (92.0) and Trey Guidry (79.3).

3-POINT FG PERCENTAGE

Table with 2 columns: Player, 3-PT FG Pct. Lists Gregg Alexander (45.5) and Vince Greene (41.7).

3-POINT FG MADE

Table with 2 columns: Player, 3-PT FG Made. Lists Gregg Alexander (2.07) and Trey Guidry (1.93).

BLOCKED SHOTS

Table with 2 columns: Player, Blocked Shots. Lists Greg Dilligard (1.31).

ASSIST/TURNOVER RATIO

Table with 2 columns: Player, Ratio. Lists Vince Greene (1.73).

OFFENSIVE REBOUNDS

Table with 2 columns: Player, Offensive Rebounds. Lists Lorenzo Gordon (3.00).

ILLINOIS STATE'S 2004-05 RECORD WHEN

Table with 2 columns: Record, Value. Lists various records such as Overall (17-12), Missouri Valley Conference (8-10), etc.

Table with 2 columns: Record, Value. Lists various records such as ISU Scores 60 or More (16-6), Opponent Scores 100 or More (0-0), etc.



2004-05 GAME-BY-GAME

	Final	FG	FG%	3FG	3%	FT	FT%	O-D-T Reb.	Fouls	Assists	Turnovers	Blocks	Steals	Halftime
Penn State	73	27-56	.482	3-9	.333	16-23	.696	12-21-33	17	14	13	0	2	37
vs. ILLINOIS STATE	82	30-57	.526	8-20	.400	14-19	.737	6-23-29	18	19	10	2	6	32
ILLINOIS STATE at Marquette	32 60	10-50 22-48	.200 .458	1-16 6-16	.063 .375	11-21 10-15	.524 .667	11-17-28 11-34-45	17 21	4 14	13 18	2 6	5 2	15 38
Mississippi	52	18-48	.375	6-14	.429	10-18	.556	10-10-20	15	10	14	2	6	23
vs. ILLINOIS STATE	70	25-42	.595	7-13	.538	13-18	.722	9-23-32	16	14	18	5	7	38
Truman State	47	20-58	.345	4-14	.286	3-8	.375	11-21-32	15	8	16	1	4	19
at ILLINOIS STATE	82	31-55	.564	9-19	.474	11-17	.647	7-29-36	8	22	12	3	12	33
UT-Martin	51	17-59	.288	4-13	.308	13-17	.765	15-26-41	16	8	21	4	4	23
at ILLINOIS STATE	80	32-67	.478	12-24	.500	4-10	.400	12-29-41	15	20	12	3	12	38
Illinois-Chicago	60	23-45	.511	1-8	.125	13-16	.813	5-23-28	13	14	16	3	7	33
at ILLINOIS STATE	56	20-52	.385	7-23	.304	9-14	.643	12-18-30	18	13	16	0	9	26
St. John's	69	30-59	.508	6-14	.429	3-5	.600	7-24-31	21	16	16	5	5	31
at ILLINOIS STATE	77	26-53	.491	8-19	.421	17-28	.607	10-23-33	10	19	13	4	12	44
Alcorn State	62	25-69	.362	7-24	.292	5-11	.455	15-25-40	29	16	15	3	6	22
at ILLINOIS STATE	75	22-48	.458	6-18	.333	25-40	.625	9-32-41	15	16	16	7	10	34
Marshall	67	22-47	.468	9-23	.391	14-19	.737	7-23-30	22	15	20	4	3	36
at ILLINOIS STATE	79	28-52	.538	7-18	.389	16-26	.615	6-20-26	18	22	11	4	10	41
ILLINOIS STATE at Loyola-Chicago	73 67	24-52 27-63	.462 .429	5-19 7-21	.263 .333	20-25 6-7	.800 .857	14-22-36 15-17-32	14 21	13 11	14 11	9 3	6 7	40 35
ILLINOIS STATE at Southern Illinois*	49 61	20-43 25-56	.465 .446	5-12 4-18	.417 .222	4-17 7-9	.235 .779	8-21-29 11-22-33	15 15	14 13	20 12	1 3	6 14	23 33
SMS*	61	24-58	.414	6-14	.429	7-13	.538	14-18-32	17	10	15	4	5	27
at ILLINOIS STATE	62	23-48	.479	6-14	.429	10-14	.714	10-25-35	15	15	20	8	3	34
ILLINOIS STATE at Northern Iowa*	55 75	20-52 32-62	.385 .516	7-16 3-10	.438 .300	8-11 8-12	.727 .667	6-24-30 11-29-40	17 14	7 15	14 8	4 6	6 6	36 36
Indiana State*	61	24-52	.462	3-16	.188	10-15	.667	8-24-32	19	11	13	1	7	35
at ILLINOIS STATE	62	25-51	.490	2-12	.167	10-18	.556	8-23-31	17	21	13	1	9	32
ILLINOIS STATE at Evansville*	61 69	25-68 24-59	.368 .407	3-16 5-18	.188 .278	8-14 16-21	.571 .762	18-27-45 11-28-39	21 14	8 13	15 13	2 8	8 2	26 30
Drake*	61	24-62	.387	5-19	.263	8-13	.615	16-23-39	22	7	18	4	13	31
at ILLINOIS STATE	74	25-56	.446	8-23	.348	16-23	.696	13-27-40	18	18	17	6	6	35
ILLINOIS STATE at Indiana State*	73 69	24-43 26-56	.558 .464	6-17 11-20	.353 .550	19-23 6-9	.826 .667	5-20-25 9-16-25	15 15	15 15	13 11	1 1	5 3	37 38
ILLINOIS STATE* at Creighton*	82 77	29-57 30-64	.509 .469	5-14 13-28	.357 .464	19-24 4-6	.792 .667	13-26-39 10-17-27	11 18	12 18	11 9	0 2	6 5	32 37
Evansville*	58	24-57	.421	5-23	.217	5-9	.556	9-23-32	24	17	15	2	4	26
at ILLINOIS STATE	77	26-53	.491	7-15	.467	18-26	.692	9-28-37	17	17	12	3	4	27
ILLINOIS STATE at Wichita State*	72 78	25-56 24-52	.446 .462	12-24 9-17	.500 .529	10-20 21-26	.500 .808	12-17-29 13-26-39	18 18	10 19	7 12	2 1	6 2	35 28
ILLINOIS STATE at Drake*	59 58	23-51 24-54	.451 .444	8-22 7-19	.364 .368	5-7 3-8	.714 .375	10-20-30 13-19-32	14 11	14 13	14 15	3 4	6 10	26 29
Bradley*	62	26-60	.433	3-17	.176	7-13	.538	12-23-35	19	14	13	3	6	30
at ILLINOIS STATE	69	22-52	.423	6-20	.300	19-25	.760	10-23-33	12	14	13	2	5	27
Wichita State*	76	26-50	.520	10-20	.500	14-19	.737	11-24-35	15	14	14	2	4	25
at ILLINOIS STATE	62	24-50	.480	3-14	.214	11-16	.688	5-16-21	20	13	11	0	7	26
Northern Iowa*	65	27-57	.474	6-17	.353	5-13	.385	8-23-31	22	18	11	5	7	27
at ILLINOIS STATE	64	18-46	.391	5-15	.333	23-28	.821	8-28-36	15	11	15	2	5	29
Southern Illinois*	66	24-55	.436	4-14	.286	14-18	.778	12-25-37	18	13	8	5	5	30
at ILLINOIS STATE	59	21-57	.368	8-25	.320	9-15	.600	14-22-36	16	13	11	5	2	24
ILLINOIS STATE at UW-Green Bay	79 69	27-44 27-58	.614 .466	6-13 4-19	.462 .211	19-26 11-14	.731 .786	8-23-31 10-13-23	15 18	13 8	17 12	0 1	7 7	32 25
ILLINOIS STATE at Bradley*	61 77	22-58 28-53	.379 .528	8-27 5-10	.296 .500	9-15 16-22	.600 .727	12-22-34 7-28-35	23 16	13 13	13 9	3 6	2 9	21 38
ILLINOIS STATE at SMS*	66 77	24-48 23-43	.500 .535	6-20 2-7	.300 .286	12-17 29-37	.706 .784	12-16-28 8-16-24	26 19	12 12	22 16	0 4	8 11	25 25
Creighton*	64	23-52	.442	10-20	.500	8-10	.800	9-17-26	11	12	8	1	6	28
at ILLINOIS STATE	59	25-52	.481	7-16	.438	2-2	1.000	10-22-32	17	15	14	3	3	24



Gregg Alexander

G • 6-4 • 205 • Sr.-3L • Lincoln, Ill. (Lincoln)

CAREER BESTS:

Points – 24 vs. Hofstra, 11-25-01
Rebounds – 10 vs. Bradley, 2-1-03
Assists – 10 vs. Marshall, 12-11-04
Blocked Shots – 3 vs. Northern Iowa, 12-20-03
Steals – 5 at Drake, 2-26-03
Minutes – 42 vs. Hofstra, 11-25-01

SEASON BESTS:

Points – 17 at UW-Green Bay, 2-19-05
Rebounds – 9 vs. Southern Illinois, 2-16-05
Assists – 10 vs. Marshall, 12-11-04
Blocked Shots – 1 vs. Drake, 1-15-05
Steals – 3 vs. St. John's, 12-4-04
Minutes – 37 vs. Marshall, 12-11-04

Last Time Out:

Finished with 11 points on 4-for-7 shooting. Also added three rebounds and two assists.

UPDATED PLAYER NOTES:

- His five three-pointers at UW-Green Bay gave him the school record for the most career treys.
- Has seven double-digit scoring games on the season.
- His five treys at UW-Green Bay gave him six games in his career with five three-pointers.
- Missed two games due to a severe ankle sprain.
- Dished out a career-high 10 assists (without a turnover) against Marshall en route to his second career double-double to go along with his 10 points.

2004-05 GAME-BY-GAME STATISTICS

Opponent	M	FG-A	3FG-A	FT-A	O-R	PF	A	TO	BLK	S	TP
vs. Penn State [^]	21	2-4	2-4	0-0	0-1	3	2	1	0	2	6
at Marquette [^]	23	0-3	0-2	0-0	0-1	1	0	1	0	0	0
vs. Mississippi [^]	26	3-5	2-4	0-0	0-0	3	2	0	0	0	8
Truman State	18	3-6	2-4	0-0	0-3	2	5	1	0	1	8
UT-Martin	29	3-4	3-4	0-0	0-7	1	2	2	0	1	9
Illinois-Chicago	17	1-3	1-3	0-0	0-1	2	3	3	0	0	3
St. John's	30	2-2	2-2	3-4	0-2	2	0	0	0	3	9
Alcorn State	31	3-5	3-5	2-2	0-3	2	5	1	0	1	11
Marshall	37	3-6	2-4	2-2	2	0	10	0	0	1	10
at Loyola-Chicago											
at Southern Illinois [*]											
SMS [*]	15	1-1	1-1	0-0	0-1	0	1	2	0	0	3
at Northern Iowa [*]	14	0-2	0-2	0-0	0-3	2	1	1	0	0	0
Indiana State [*]	26	1-2	1-2	0-0	2-5	0	0	2	0	0	3
at Evansville [*]	28	0-3	0-3	0-0	0-4	4	1	0	0	1	0
Drake [*]	34	5-11	5-11	0-1	0-6	3	6	2	1	1	15
at Indiana State [*]	35	3-7	3-7	0-0	0-1	0	0	1	0	1	9
at Creighton [*]	35	1-2	1-2	1-2	0-3	0	3	1	0	1	4
Evansville [*]	30	1-3	1-2	4-4	0-4	0	6	3	0	2	7
at Wichita State [*]	36	3-6	3-5	0-0	0-2	3	2	0	0	2	9
at Drake [*]	36	1-4	1-4	0-0	0-3	2	4	4	0	1	3
Bradley [*]	34	1-6	1-6	4-4	1-6	1	3	2	0	1	7
Wichita State [*]	31	3-5	3-5	0-0	0-2	2	2	0	0	1	9
Northern Iowa [*]	36	3-5	2-4	2-2	0-4	2	1	0	0	0	10
Southern Illinois [*]	32	4-10	4-10	0-0	2-9	2	1	2	0	0	12
at UW-Green Bay [%]	31	5-6	5-6	2-2	0-3	0	0	0	0	2	17
at Bradley [*]	29	2-8	2-8	0-0	0-2	1	3	1	0	1	6
at SMS [*]	28	1-5	1-5	0-0	1-4	0	2	2	0	0	3
Creighton [*]	34	4-7	3-6	0-0	1-3	2	2	0	0	0	11

BOLD indicates games started

[^] BCA Classic (Milwaukee, Wis.)

^{*} Missouri Valley Conference game

[%] ESPN Bracket Buster III



Ronnie Carlwell

C • 6-11 • 258 • Fr.-RS • Maywood, Ill. (Proviso East)

CAREER BESTS:

Points – 7 vs. Truman State, 11-22-04
Rebounds – 6 at Marquette, 11-15-04
Assists – 2 vs. Tennessee-Martin, 11-27-04
Blocked Shots – 3 vs. Drake, 1-15-05
Steals – 1, three times
Minutes – 24 at Marquette, 11-15-04

SEASON BESTS:

Points – 8 vs. Bradley, 2-5-05
Rebounds – 6 at Marquette, 11-15-04
Assists – 2 vs. Tennessee-Martin, 11-27-04
Blocked Shots – 3 vs. Drake, 1-15-05
Steals – 1, three times
Minutes – 24 at Marquette, 11-15-04

Last Time Out:

Played five minutes with one rebound, one personal foul and two turnovers.

UPDATED PLAYER NOTES:

- Collected a career-best three blocked shots against Drake on Jan. 15.
- Scored a career-high seven points against Truman State.
- Played a career-high 24 minutes against Marquette and had a career best six rebounds along with three points and a pair of blocked shots.
- Dropped 10 pounds and is running the floor better than ever.

2004-05 GAME-BY-GAME STATISTICS

Opponent	M	FG-A	3FG-A	FT-A	O-R	PF	A	TO	BLK	S	TP
vs. Penn State [^]	8	1-1	0-0	1-2	2-2	3	0	0	0	0	3
at Marquette [^]	24	1-2	0-0	1-3	2-6	3	1	3	2	0	3
vs. Mississippi [^]	16	0-1	0-0	0-1	2	1	1	2	0	0	0
Truman State	14	2-2	0-0	3-4	0-2	1	1	2	0	0	7
UT-Martin	14	0-2	0-0	0-0	3-5	1	2	1	2	0	0
Illinois-Chicago	6	0-1	0-0	0-0	2-3	0	0	0	0	0	0
St. John's	7	0-0	0-0	0-0	1-1	0	0	1	0	1	0
Alcorn State	6	0-0	0-0	0-0	0-0	0	0	0	2	1	0
Marshall	10	0-1	0-0	0-0	1-3	3	0	2	1	0	0
at Loyola-Chicago	8	0-2	0-0	0-0	0-2	0	0	0	0	0	0
at Southern Illinois [*]	4	0-1	0-0	0-0	1-1	0	0	0	0	0	0
SMS [*]	1	0-1	0-0	0-0	0-0	2	0	0	0	0	0
at Northern Iowa [*]	3	0-0	0-0	0-0	0-1	2	0	1	0	0	0
Indiana State [*]	5	1-2	0-0	0-0	1-3	2	1	0	0	0	2
at Evansville [*]											
Drake [*]	5	0-0	0-0	0-0	0-3	0	0	1	3	0	0
at Indiana State [*]	10	1-1	0-0	0-0	1-4	3	0	0	0	0	2
at Creighton [*]	6	1-2	0-0	0-0	1-2	1	0	0	0	1	2
Evansville [*]	10	2-2	0-0	0-0	1-2	1	0	0	2	0	4
at Wichita State [*]	10	1-1	0-0	0-2	3-4	1	0	0	1	0	2
at Drake [*]	5	0-0	0-0	0-0	0-0	1	0	0	2	0	0
Bradley [*]	12	4-5	0-0	0-0	4-5	1	0	0	1	0	8
Wichita State [*]	8	0-0	0-0	0-0	0-1	0	0	2	0	0	0
Northern Iowa [*]	5	1-1	0-0	0-0	0-2	0	0	0	0	0	2
Southern Illinois [*]	8	1-1	0-0	0-2	1-1	0	0	0	0	0	2
at UW-Green Bay [%]	9	0-0	0-0	0-0	1-4	0	0	0	0	0	0
at Bradley [*]	9	0-0	0-0	1-2	0-0	1	0	1	1	0	1
at SMS [*]	6	1-1	0-0	0-0	0-2	1	0	0	0	0	2
Creighton [*]	5	0-0	0-0	0-0	0-1	1	0	2	0	0	0

BOLD indicates games started

[^] BCA Classic (Milwaukee, Wis.)

^{*} Missouri Valley Conference game

[%] ESPN Bracket Buster III



Greg Dilligard 50
F • 6-8 • 230 • So.-1L • Labelle, Mo. (Highland)

CAREER BESTS:

Points – 14 vs. Marshall, 12-11-04
Rebounds – 11, twice
Assists – 4 vs. SMS, 12-30-04
Blocked Shots – 7 at Loyola-Chicago, 12-18-04
Steals – 3, four times
Minutes – 35, twice

SEASON BESTS:

Points – 14 vs. Marshall, 12-11-04
Rebounds – 11, twice
Assists – 4 vs. SMS, 12-30-04
Blocked Shots – 7 at Loyola-Chicago, 12-18-04
Steals – 3, three times
Minutes – 35 at Loyola-Chicago, 12-18-04

Last Time Out:

Posted double-digit scoring with 10 points and added two rebounds and two blocks.

UPDATED PLAYER NOTES:

- Has made five of his last 29 free throw attempts (.172).
- Against Evansville (1/25) tossed in 10 points on 5-for-5 shooting.
- Named State Farm MVC Player of the Week on Dec. 20 for his game at Loyola.
- Posted his first career double-double at Loyola with 12 points and a career matching 11 boards. Also posted a career best seven blocks and three steals in a game that Porter Moser dubbed as “the single-best defensive performance I have ever been associated with.”
- Registered a career scoring night against Marshall with 14 points, including 12 in the first half.

2004-05 GAME-BY-GAME STATISTICS


Opponent	M	FG-A	3FG-A	FT-A	R	PF	A	TO	BLK	S	TP
vs. Penn State ^A	29	3-7	0-0	0-0	2-4	3	3	0	2	1	6
at Marquette ^A	30	2-4	0-0	2-4	3-3	1	0	1	0	0	6
vs. Mississippi ^A	32	3-3	0-0	1-1	2-9	4	1	3	3	0	7
Truman State	24	3-7	0-0	0-1	1-6	2	1	1	3	3	6
UT-Martin	25	1-4	0-0	1-4	3-6	3	2	0	1	0	3
Illinois-Chicago	25	3-5	0-0	0-2	2-4	2	0	2	0	3	6
St. John's	27	4-7	0-0	0-6	2-4	0	0	0	2	1	8
Alcorn State	25	3-5	0-0	1-2	3-7	1	1	0	2	2	7
Marshall	19	6-7	0-0	2-7	1-3	5	1	2	1	2	14
at Loyola-Chicago	35	4-5	0-0	4-7	4-11	3	1	1	7	3	12
at Southern Illinois [*]	31	4-6	0-0	1-2	0-4	1	1	2	1	2	9
SMS [*]	29	3-7	0-0	2-4	4-10	2	4	4	2	0	8
at Northern Iowa [*]	31	3-10	0-0	3-4	1-4	3	1	2	3	1	9
Indiana State [*]	15	1-3	0-0	0-0	1-4	4	0	0	0	1	2
at Evansville [*]	24	2-8	0-0	2-3	5-7	3	1	1	2	2	6
Drake [*]	30	2-2	0-0	0-3	0-2	2	0	3	0	1	4
at Indiana State [*]	15	1-1	0-0	1-4	0-1	4	0	3	1	1	3
at Creighton [*]	28	4-5	0-0	0-1	3-5	2	1	1	0	1	8
Evansville [*]	27	5-5	0-0	0-7	3-5	4	1	0	1	1	10
at Wichita State [*]	27	4-6	0-0	1-5	3-7	4	2	0	1	1	9
at Drake [*]	24	1-1	0-0	0-0	1-3	1	1	1	0	2	2
Bradley [*]	24	1-2	0-0	0-2	2-6	2	0	0	1	1	2
Wichita State [*]	23	4-5	0-0	0-0	1-3	4	0	0	0	1	8
Northern Iowa [*]	23	0-4	0-0	0-0	1-4	4	0	1	1	1	0
Southern Illinois [*]	19	1-1	0-0	1-2	2-3	2	0	0	1	0	3
at UW-Green Bay [%]	25	4-5	0-0	0-0	0-0	3	0	1	0	0	8
at Bradley [*]	28	4-6	0-0	1-3	3-6	4	1	0	1	0	9
at SMS [*]	14	1-1	0-0	1-2	1-1	4	1	3	0	0	3
Creighton [*]	23	5-9	0-0	0-0	2-2	1	1	0	2	1	10

BOLD indicates games started

^A BCA Classic (Milwaukee, Wis.)

^{*} Missouri Valley Conference game

[%] ESPN Bracket Buster III



Levi Dyer 32
C • 6-10 • 220 • Fr.-HS • Eaton, Colo. (Eaton)

CAREER BESTS:

Points – 6 at SMS, 2-26-05
Rebounds – 2 at SMS, 2-26-05
Assists – 1 at SMS, 2-26-05
Blocked Shots – 0
Steals – 2, twice
Minutes – 18 at SMS, 2-26-05

Last Time Out:

Played one minute without a stat.

UPDATED PLAYER NOTES:

- Entered the game at SMS with 20 minutes played on the season and logged 18 against the Bears with a career best six points and two rebounds.
- Scored his first collegiate points in the loss to Marquette.
- Played only three minutes in the exhibition versus UMSL. Scored two points and grabbed a rebound.

2004-05 GAME-BY-GAME STATISTICS

Opponent	M	FG-A	3FG-A	FT-A	O-R	PF	A	TO	BLK	S	TP
vs. Penn State ^A	0+	0-0	0-0	0-0	0-0	0	0	0	0	0	0
at Marquette ^A	6	1-3	0-2	0-0	0-0	0	0	0	0	0	2
vs. Mississippi ^A	1	0-0	0-0	0-0	0-0	0	0	0	0	0	0
Truman State	4	1-1	0-0	0-0	0-0	0	0	0	0	2	2
UT-Martin	2	1-1	0-0	0-0	0-0	0	0	1	0	2	2
Illinois-Chicago											Did not play – Coach's decision
St. John's											Did not play – Coach's decision
Alcorn State											Did not play – Coach's decision
Marshall											Did not play – Coach's decision
at Loyola-Chicago											Did not play – Coach's decision
at Southern Illinois [*]											Did not play – Coach's decision
SMS [*]											Did not play – Coach's decision
at Northern Iowa [*]	1	0-0	0-0	0-0	0-0	0	0	0	0	0	0
Indiana State [*]											Did not play – Coach's decision
at Evansville [*]											Did not play – Coach's decision
Drake [*]											Did not play – Coach's decision
at Indiana State [*]											Did not play – Coach's decision
at Creighton [*]											Did not play – Coach's decision
Evansville [*]	6	0-0	0-0	2-2	0-0	1	0	0	0	0	2
at Wichita State [*]											Did not play – Coach's decision
at Drake [*]											Did not play – Coach's decision
Bradley [*]											Did not play – Coach's decision
Wichita State [*]											Did not play – Coach's decision
Northern Iowa [*]											Did not play – Coach's decision
Southern Illinois [*]											Did not play – Coach's decision
at UW-Green Bay [%]											Did not play – Coach's decision
at Bradley [*]											Did not play – Coach's decision
at SMS [*]	18	2-5	0-2	2-2	0-2	3	1	1	0	0	6
Creighton [*]	1	0-0	0-0	0-0	0-0	0	0	0	0	0	0

BOLD indicates games started

^A BCA Classic (Milwaukee, Wis.)

^{*} Missouri Valley Conference game

[%] ESPN Bracket Buster III



Dana Ford 31
G • 6-4 • 195 • Jr.-2L • Tamms, Ill. (Egyptian)

CAREER BESTS:

Points - 9 at Northern Iowa, 1-7-03
Rebounds - 8 at Southern Illinois, 1-4-03
Assists - 3, four times
Blocked Shots - 2, twice
Steals - 3, twice
Minutes - 31, twice

SEASON BESTS:

Points - 8 vs. Truman State, 11-22-04
Rebounds - 5, three times
Assists - 2, six times
Blocked Shots - 1, three times
Steals - 2 vs. Tennessee-Martin, 11-27-04
Minutes - 25 at SMS, 2-26-05

Last Time Out:
Logged 12 minutes with
three boards and two
assists.

UPDATED PLAYER NOTES:

- Averaging 16 minutes per game over the last four contests.
• Switched uniform numbers from No. 3 to No. 31.

2004-05 GAME-BY-GAME STATISTICS

Table with columns: Opponent, M, FG-A, 3FG-A, FT-A, O-R, PF, A, TO, BLK, S, TP. Rows include games against Penn State, Marquette, Mississippi, Truman State, UT-Martin, Illinois-Chicago, St. John's, Alcorn State, Marshall, Loyola-Chicago, Southern Illinois, SMS, Northern Iowa, Indiana State, Evansville, Drake, Indiana State, Creighton, Evansville, Wichita State, Drake, Bradley, Wichita State, Northern Iowa, Southern Illinois, UW-Green Bay, Bradley, SMS, Creighton.

BOLD indicates games started
^ BCA Classic (Milwaukee, Wis.)
* Missouri Valley Conference game
% ESPN Bracket Buster III



Khalif Ford 5
G • 6-1 • 181 • Fr.-HS • Diamond Bar, Calif. (Diamond Bar)

CAREER BESTS:

Points - 6 vs. Alcorn State, 12-7-04
Rebounds - 5 at Bradley, 2-23-05
Assists - 6 vs. Indiana State, 1-6-05
Blocked Shots - 0
Steals - 2, twice
Minutes - 19 vs. Indiana State, 1-6-05

Last Time Out:
Played five minutes with
one rebound and one
personal foul.

UPDATED PLAYER NOTES:

- Missed four weeks with a broken third metacarpal in his left hand.
• Played 33 minutes turnover free, prior to breaking his hand.
• A career best six assists without a turnover against Indiana State.
• Scored the first points of his collegiate career with a career best six points against Alcorn State.
• Made his Redbird debut against Mississippi and made his presence felt in only 11 minutes of action, causing one steal, snagging two rebounds and handing out three assists.
• Was sidelined the first three weeks of the season with a stress fracture in his right tibia.

2004-05 GAME-BY-GAME STATISTICS

Table with columns: Opponent, M, FG-A, 3FG-A, FT-A, O-R, PF, A, TO, BLK, S, TP. Rows include games against Penn State, Marquette, Mississippi, Truman State, UT-Martin, Illinois-Chicago, St. John's, Alcorn State, Marshall, Loyola-Chicago, Southern Illinois, SMS, Northern Iowa, Indiana State, Evansville, Drake, Wichita State, Northern Iowa, Southern Illinois, UW-Green Bay, Bradley, SMS, Creighton.

BOLD indicates games started
^ BCA Classic (Milwaukee, Wis.)
* Missouri Valley Conference game
% ESPN Bracket Buster III



Lorenzo Gordon 1
F • 6-7 • 245 • Jr.-TR • St. Louis, Mo. (Vashon/Mineral Area CC)

CAREER BESTS:

Points – 26, twice
Rebounds – 14 at Evansville, 1-9-05
Assists – 4, twice
Blocked Shots – 2 vs. SMS, 12-30-04
Steals – 3, twice
Minutes – 42 at Creighton, 1-22-05

Last Time Out:

Collected eight points and seven rebounds in 26 minutes.

UPDATED PLAYER NOTES:

- 2005 First Team All-Valley selection and named MVC Newcomer of the Year.
- Only has had nine field goal attempts in the last two games.
- Has four double-doubles on the year.
- Has scored double figures in 25 of 29 games.
- Has scored at least 20-points in 12 games this season.
- Valley Newcomer of the Week (Nov. 22) following the BCA Classic.
- Following his three game performance at the BCA Classic, Gordon was selected to the all-tournament team. He averaged 18.3 points and seven rebounds in the three contests.

2004-05 GAME-BY-GAME STATISTICS

Opponent	M	FG-A	3FG-A	FT-A	O-R	PF	A	TO	BLK	S	TP
vs. Penn State ^A	33	10-15	0-0	6-10	1-6	1	1	1	0	1	26
at Marquette ^A	21	2-9	0-0	3-7	4-5	3	0	1	0	0	7
vs. Mississippi ^A	31	8-13	0-0	6-11	6-10	2	1	1	0	1	22
Truman State	27	5-8	0-0	6-8	1-5	0	0	2	0	0	16
UT-Martin	24	11-20	0-0	1-2	4-4	2	1	0	0	2	23
Illinois-Chicago	27	5-8	0-0	3-4	3-6	4	0	1	0	1	13
St. John's	28	6-12	0-0	10-14	3-6	2	2	4	0	2	22
Alcorn State	29	8-14	0-0	3-7	0-7	3	0	1	1	0	19
Marshall	22	5-9	0-0	5-7	0-2	2	1	3	0	1	22
at Loyola-Chicago	27	7-11	0-0	5-6	2-6	3	0	2	0	0	19
at Southern Illinois*	34	5-12	0-0	3-9	1-4	2	4	2	0	1	13
SMS*	33	6-14	0-0	5-6	1-6	3	0	1	2	0	17
at Northern Iowa*	28	4-11	0-0	1-1	2-5	3	2	3	0	0	9
Indiana State*	29	9-13	0-0	2-5	0-2	2	2	0	1	1	20
at Evansville*	35	9-17	0-0	6-11	7-14	2	0	2	0	1	24
Drake*	32	8-15	0-0	5-6	8-13	1	2	1	1	2	21
at Indiana State*	36	11-13	0-0	4-4	3-7	2	2	2	0	1	26
at Creighton*	42	7-16	0-0	5-7	6-11	2	0	1	0	0	19
Evansville*	25	4-10	0-0	3-3	4-6	4	1	3	0	0	11
at Wichita State*	25	4-13	0-1	4-6	2-3	4	3	0	0	0	12
at Drake*	29	8-14	0-0	3-4	6-9	3	1	2	1	0	19
Bradley*	27	3-7	0-0	0-2	2-5	2	3	2	0	1	6
Wichita State*	34	9-18	0-0	2-4	4-6	1	0	4	0	0	20
Northern Iowa*	34	6-11	0-0	6-8	3-8	1	1	2	0	3	18
Southern Illinois*	32	5-10	0-0	3-5	3-7	3	4	2	0	0	13
at UW-Green Bay%	32	7-13	0-0	8-12	3-9	2	0	5	0	0	22
at Bradley*	27	5-10	0-0	0-0	4-9	3	2	2	0	0	10
at SMS*	30	4-5	0-0	3-4	0-4	4	1	2	0	3	11
Creighton*	26	3-4	0-0	2-2	4-7	3	1	3	1	0	8

BOLD indicates games started

^A BCA Classic (Milwaukee, Wis.)

* Missouri Valley Conference game

% ESPN Bracket Buster III



Vince Greene 11
G • 5-9 • 165 • Sr.-3L • Chicago, Ill. (Brother Rice)

CAREER BESTS:

Points – 29 at Bradley, 2-12-03
Rebounds – 8 vs. Penn State, 11-14-04
Assists – 11 vs. Jacksonville, 12-18-02
Blocked Shots – 2 vs. SMS, 12-30-04
Steals – 7 at Evansville, 1-25-03
Minutes – 42, twice

SEASON BESTS:

Points – 20 vs. Bradley, 2-5-05
Rebounds – 8 vs. Penn State, 11-14-04
Assists – 10 at Indiana State, 1-19-05
Blocked Shots – 2 vs. SMS, 12-30-04
Steals – 4 at UW-Green Bay, 2-19-05
Minutes – 42 at Creighton, 1-22-05

Last Time Out:

Finished with 14 points, four rebounds, five assists and only one turnover.

UPDATED PLAYER NOTES:

- Became the 38th member of Illinois State's 1,000-point club with his 17 tallies at Bradley.
- Has converted 32-of-34 (.941) from the foul line in the final two minutes of games this season.
- Tossed in a season high 19 points at Wichita State thanks to four three-pointers in the final 43 seconds. Tied a school record with a 6-for-6 effort beyond the arc.
- Has 14 double-digit scoring games this season.
- Converted an Illinois State record 57 straight free throw attempts dating back to last season, before missing his first of the season against Illinois-Chicago.

2004-05 GAME-BY-GAME STATISTICS

Opponent	M	FG-A	3FG-A	FT-A	O-R	PF	A	TO	BLK	S	TP
vs. Penn State ^A	30	1-4	1-4	4-4	0-8	2	6	3	0	1	7
at Marquette ^A	29	0-2	0-0	0-0	0-1	0	0	1	0	0	0
vs. Mississippi ^A	25	1-3	1-3	4-4	0-0	0	2	6	0	2	7
Truman State	30	5-8	2-4	2-2	0-2	1	5	2	0	2	14
UT-Martin	26	2-5	1-2	0-0	0-4	0	7	2	0	1	5
Illinois-Chicago	35	2-4	1-2	3-4	0-2	1	7	4	0	1	8
St. John's	37	4-9	3-7	2-2	0-3	0	6	1	0	1	13
Alcorn State	30	1-4	1-4	8-10	1-5	0	6	3	0	0	11
Marshall	29	2-4	1-3	4-4	0-1	1	4	0	0	0	9
at Loyola-Chicago	34	0-3	0-3	5-6	0-2	1	5	3	0	2	5
at Southern Illinois*	24	1-1	1-1	0-0	0-0	3	5	7	0	1	3
SMS*	30	3-6	1-3	0-0	0-2	3	3	3	2	0	7
at Northern Iowa*	27	4-8	3-5	0-0	1-1	1	1	4	0	1	11
Indiana State*	22	0-2	0-2	0-0	0-1	0	5	3	0	1	0
at Evansville*	26	2-7	0-2	0-0	0-1	2	3	1	0	2	4
Drake*	33	4-11	2-6	2-2	0-1	2	3	1	0	1	12
at Indiana State*	35	3-5	1-2	9-9	0-4	1	10	3	0	2	16
at Creighton*	42	1-5	0-3	8-8	0-4	2	5	2	0	0	10
Evansville*	32	1-3	1-2	4-4	0-4	0	6	3	0	2	7
at Wichita State*	38	6-9	6-6	1-2	0-0	2	1	1	0	2	19
at Drake*	35	5-9	4-6	0-0	0-3	1	2	1	0	2	14
Bradley*	38	5-10	2-4	8-8	0-4	2	4	4	0	0	20
Wichita State*	37	3-10	0-4	5-6	0-2	4	4	1	0	1	11
Northern Iowa*	29	2-9	0-3	2-2	0-2	2	3	4	1	1	6
Southern Illinois*	33	3-7	2-3	0-0	0-1	1	3	0	0	1	8
at UW-Green Bay%	34	4-5	1-2	5-6	0-2	1	8	1	0	4	14
at Bradley*	32	5-11	3-6	4-4	0-2	2	3	3	0	1	17
at SMS*	35	6-10	3-6	1-1	1-1	1	4	5	0	2	16
Creighton*	35	6-13	2-5	0-0	0-4	3	5	1	0	0	14

BOLD indicates games started

^A BCA Classic (Milwaukee, Wis.)

* Missouri Valley Conference game

% ESPN Bracket Buster III



Trey Guidry 24
G • 6-2 • 195 • Sr.-2L • Baton Rouge, La. (Central/NC State)

CAREER BESTS:

Points - 30 at Creighton, 1-22-05
Rebounds - 8, four times
Assists - 11 at Kent State, 12-7-02
Blocked Shots - 1, eight times
Steals - 5 vs. Marshall, 12-11-04
Minutes - 38, four times

SEASON BESTS:

Points - 30 at Creighton, 1-22-05
Rebounds - 8, four times
Assists - 6 at Drake, 2-1-05
Blocked Shots - 1, three times
Steals - 5 vs. Marshall, 12-11-04
Minutes - 38 vs. Illinois-Chicago, 11-30-04

Last Time Out:

Matched his career best eight rebounds, but scored only three points on 1-for-10 shooting.

UPDATED PLAYER NOTES:

- 2005 Second Team All-Valley honoree.
• For the first time this season at SMS, he didn't start.
• Has 17 double-digit scoring games this year and seven 20-point games.
• Has made nine of his last 40 three-point attempts (.225).
• Joined ISU's 1,000-point club with his 30 points at Creighton.
• Has 12 games in his career with five or more made threes.
• Named to Dick Vitale's "All AT&T" team, highlighting the top five three-point shooters in the nation.

2004-05 GAME-BY-GAME STATISTICS


Table with columns: Opponent, M, FG-A, 3FG-A, FT-A, O-R, PF, A, TO, BLK, S, TP. Lists game-by-game stats for various opponents.

BOLD indicates games started

^ BCA Classic (Milwaukee, Wis.)

* Missouri Valley Conference game

% ESPN Bracket Buster III



Micah Kirstein 12
G • 6-3 • 190 • So.-1L • Herscher, Ill. (Bishop McNamara)

CAREER BESTS:

Points - 0
Rebounds - 1 vs. Truman State, 11-22-04
Assists - 1 vs. Tennessee-Martin, 11-27-04
Blocked Shots - 0
Steals - 0
Minutes - 2, twice

SEASON BESTS:

Points - 0
Rebounds - 1 vs. Truman State, 11-22-04
Assists - 1 vs. Tennessee-Martin, 11-27-04
Blocked Shots - 0
Steals - 0
Minutes - 2, twice

Last Time Out:

Did not play.

UPDATED PLAYER NOTES:

- Logged two minutes against Evansville (1/25) matching his career high.
• Tossed in a point in the exhibition game against UMSL.

2004-05 GAME-BY-GAME STATISTICS

Table with columns: Opponent, M, FG-A, 3FG-A, FT-A, O-R, PF, A, TO, BLK, S, TP. Lists game-by-game stats for various opponents.

BOLD indicates games started

^ BCA Classic (Milwaukee, Wis.)

* Missouri Valley Conference game

% ESPN Bracket Buster III



Nedu Onyeuku **3**
 G • 6-3 • 185 • Jr.-TR • Omaha, Neb. (Creighton Prep/Iowa Western CC)

CAREER BESTS:

Points – 16 vs. Penn State, 11-14-04
Rebounds – 5, twice
Assists – 4 vs. St. John's, 12-4-04
Blocked Shots – 2 vs. Southern Illinois, 2-16-05
Steals – 2, twice
Minutes – 26 at Southern Illinois, 12-23-04

Last Time Out:
 Did not play.


UPDATED PLAYER NOTES:

- Earned his first career start against SMS.
- Had back-to-back double digit games with 10 points at both Loyola and Southern Illinois.
- Dished out a career-high four assists against St. John's including an electrifying behind-the-back pass to Lorenzo Gordon on a fast break.
- Poured in a career-high 16 points in the season opening win over Penn State. Shot 6-for-9 from the field and 3-of-6 on treys.

2004-05 GAME-BY-GAME STATISTICS

Opponent	M	FG-A	3FG-A	FT-A	O-R	PF	A	TO	BLK	S	TP	
vs. Penn State ^a	15	6-9	3-6	1-1	0-0	4	2	2	0	0	16	
at Marquette ^a	19	3-13	1-5	1-1	1-4	4	0	2	0	2	8	
vs. Mississippi ^a	19	1-4	0-1	0-0	0-2	3	1	3	0	2	2	
Truman State	20	3-8	0-2	0-0	0-0	0	2	1	0	0	6	
UT-Martin	9	0-3	0-1	0-0	0-2	0	0	0	0	1	0	
Illinois-Chicago	6	1-3	0-2	0-0	0-2	2	0	1	0	0	2	
St. John's	10	2-4	1-2	0-0	0-1	1	4	2	0	1	5	
Alcorn State	22	1-5	0-2	4-5	2-2	1	2	4	1	1	6	
Marshall	Did not play – Coach's suspension											
at Loyola-Chicago	19	3-5	2-3	2-2	1-2	0	0	2	1	1	10	
at Southern Illinois*	26	4-6	2-3	0-0	1-5	2	2	0	0	0	10	
SMS*	20	1-2	0-1	0-0	0-0	0	0	4	0	0	2	
at Northern Iowa*	9	0-0	0-0	0-0	0-2	2	0	1	1	1	0	
Indiana State*	16	2-7	0-2	1-2	2-3	1	1	4	0	1	5	
at Evansville*	4	0-1	0-0	0-0	2-2	1	0	1	0	1	0	
Drake*	Did not play – Coach's decision											
at Indiana State*	5	0-1	0-1	0-0	0-0	1	0	0	0	0	0	
at Creighton*	12	0-1	0-0	0-0	0-0	2	0	0	0	0	0	
Evansville*	17	0-5	0-3	2-2	0-3	2	2	1	0	1	2	
at Wichita State*	6	0-0	0-0	0-0	0-0	0	0	1	0	0	0	
at Drake*	17	2-3	0-1	1-2	0-2	2	0	1	0	0	5	
Bradley*	4	0-1	0-1	0-0	0-1	1	1	2	0	0	0	
Wichita State*	Did not play – Coach's decision											
Northern Iowa*	Did not play – Coach's decision											
Southern Illinois*	11	2-4	1-3	0-0	1-2	1	0	0	2	0	5	
at UW-Green Bay%	10	205	909	909	305	2	0	1	0	1	4	
at Bradley*	13	0-3	0-1	0-0	0-2	3	0	2	1	0	0	
at SMS*	Did not play – Coach's decision											
Creighton*	Did not play – Coach's decision											

BOLD indicates games started
^a BCA Classic (Milwaukee, Wis.)
^{*} Missouri Valley Conference game
[%] ESPN Bracket Buster III



Neil Plank **25**
 G/F • 6-5 • 208 • Jr.-1L • Mt. Zion, Ill. (Mt. Zion/Wisconsin)

CAREER BESTS:

Points – 21, twice
Rebounds – 11 vs. Southern Illinois, 1-21-04
Assists – 6 vs. Florida A&M, 11-23-03
Blocked Shots – 1, five times
Steals – 5 vs. Florida A&M, 11-23-03
Minutes – 41 vs. Western Kentucky, 12-16-03

SEASON BESTS:

Points – 21 vs. Marshall, 12-11-04
Rebounds – 9 vs. Drake, 1-15-04
Assists – 5 vs. Drake, 1-15-04
Blocked Shots – 1, four times
Steals – 3 vs. Wichita State, 2-10-05
Minutes – 31 vs. Indiana State, 1-6-05

Last Time Out:
 Scored 13 points and added two rebounds and two steals in 25 minutes.

UPDATED PLAYER NOTES:

- A finance major with a 4.0 GPA who was named to the 2004-05 ESPN The Magazine Academic All-America® University Division Men's Basketball Second Team and was voted first team All-District V.
- Scored the game-winning bucket at Drake on a tip-in with three seconds remaining.
- Has six double-digit scoring games this season.
- Named Prairie Farms/MVC Scholar-Athlete of the Week on Dec. 13 and Dec. 20.
- Equaled his career best with 21 points on 8-for-11 shooting to pace the 'Birds over Marshall. Also added eight rebounds.

2004-05 GAME-BY-GAME STATISTICS

Opponent	M	FG-A	3FG-A	FT-A	O-R	PF	A	TO	BLK	S	TP	
vs. Penn State ^a	21	0-3	0-2	0-0	0-2	0	1	2	0	0	0	
at Marquette ^a	Did not play – Injured											
vs. Mississippi	Did not play – Injured											
Truman State	15	2-3	1-1	0-0	1-4	0	2	0	0	1	5	
UT-Martin	18	2-5	1-3	1-2	0-2	2	2	1	0	1	6	
Illinois-Chicago	22	3-6	1-1	2-2	2-3	2	1	1	0	1	9	
St. John's	18	5-6	2-2	2-2	1-3	0	3	2	1	1	14	
Alcorn State	20	1-5	0-2	3-6	2-6	1	0	0	0	2	5	
Marshall	28	8-11	3-5	2-2	2-8	4	2	0	1	0	21	
at Loyola-Chicago	27	6-10	2-4	2-2	1-3	2	2	2	1	0	16	
at Southern Illinois*	15	1-2	0-1	0-3	2-5	0	0	3	0	0	2	
SMS*	20	3-4	1-1	0-0	2-7	0	3	2	1	1	7	
at Northern Iowa*	21	1-5	1-2	0-1	0-4	1	1	0	0	1	3	
Indiana State*	31	6-10	0-1	5-7	1-7	3	1	1	0	1	17	
at Evansville*	22	3-9	0-3	0-0	2-6	3	0	3	0	0	6	
Drake*	25	3-4	0-0	6-8	4-9	1	5	1	0	0	12	
at Indiana State*	26	3-5	1-2	1-1	0-3	1	1	2	0	0	8	
at Creighton*	25	4-6	1-2	0-0	1-5	1	1	3	0	2	9	
Evansville*	15	1-4	0-1	1-2	0-3	2	1	1	0	0	3	
at Wichita State*	22	1-4	0-1	0-0	1-3	2	1	0	0	1	2	
at Drake*	27	3-9	1-3	1-1	0-2	1	0	2	0	0	8	
Bradley*	18	0-4	0-2	0-0	0-2	0	1	1	0	2	0	
Wichita State*	23	1-2	0-1	3-4	0-5	3	2	1	0	3	5	
Northern Iowa*	17	1-4	1-2	5-6	1-3	3	1	1	0	0	8	
Southern Illinois*	21	1-4	0-2	3-4	2-7	1	2	0	1	0	5	
at UW-Green Bay%	17	1-3	0-2	2-4	0-0	1	3	3	0	0	4	
at Bradley*	16	1-3	0-1	0-0	0-0	0	0	0	0	0	2	
at SMS*	12	3-4	0-0	1-3	2-3	5	0	0	0	0	7	
Creighton*	25	6-9	1-1	0-0	2-2	2	1	5	0	2	13	

BOLD indicates games started
^a BCA Classic (Milwaukee, Wis.)
^{*} Missouri Valley Conference game
[%] ESPN Bracket Buster III



Travis Wallace 14
 G • 6-0 • 175 • Jr.-TR • St. Louis, Mo. (Jennings/Meramec)

CAREER BESTS:

- Points – 2 vs. Evansville, 1-25-05
- Rebounds – 2 at Marquette, 11-15-04
- Assists – 1, three times
- Blocked Shots – 0
- Steals – 3 at Marquette, 11-15-04
- Minutes – 11 at Marquette, 11-15-04

Last Time Out:
 Did not play.

UPDATED PLAYER NOTES:

- His layup basket against Evansville (1/25) was his first field goal in an Illinois State uniform.
- Saw 11 minutes of action against Marquette, spotting point guard Vince Greene.
- Played two minutes in the exhibition game against UMSL and finished with two points.

2004-05 GAME-BY-GAME STATISTICS

Opponent	M	FG-A	3FG-A	FT-A	O-R	PF	A	TO	BLK	S	TP
vs. Penn State [^]	0+	0-0	0-0	0-0	0-0	0	0	0	0	0	0
at Marquette [^]	11	0-0	0-0	0-2	1-2	0	1	0	0	3	0
vs. Mississippi [^]	3	0-0	0-0	0-0	0-1	0	1	0	0	0	0
Truman State	6	0-0	0-0	0-2	0-1	0	1	0	0	1	0
UT-Martin	1	0-0	0-0	0-0	0-0	0	0	0	0	0	0
Illinois-Chicago											
St. John's											
Alcorn State											
Marshall											
at Loyola-Chicago											
at Southern Illinois*											
SMS*											
at Northern Iowa*	1	0-0	0-0	0-0	0-0	0	0	0	0	0	0
Indiana State*											
at Evansville*											
Drake*											
at Indiana State*											
at Creighton*											
Evansville*	2	1-1	0-0	0-0	0-0	0	0	2	0	0	2
at Wichita State*											
at Drake*											
Bradley*											
Wichita State*											
Northern Iowa*											
Southern Illinois*											
at UW-Green Bay%											
at Bradley*											
at SMS*											
Creighton*											

BOLD indicates games started

[^] BCA Classic (Milwaukee, Wis.)

* Missouri Valley Conference game

% ESPN Bracket Buster III



GAME 3

Redbirds Roll Over the Rebels

MILWAUKEE, Wis. – What a difference a day makes – especially when it comes to field goal shooting for the Illinois State basketball team.

It looked like ISU's shooting woes were going to continue after missing its first two shots of the game, but then the Redbirds (2-1) hit five straight field goals that initiated a 25-10 run to open the game.

Ole Miss (1-2) closed the gap to 29-21, but the Redbirds rallied with a 9-2 run and finished the half with a 38-23 lead.

Guidry finished with a game-high 24 points on 9-for-12 shooting, including 4-of-5 on treys. Gordon tossed in his first career double-double with 22 points and 10 rebounds, while Greg Dilligard chipped in 11 boards and seven points.

Ole Miss was led by Bam Doayne's 11 points and he was the only Rebel in double figures. Illinois State finished the BCA Classic with a third-place title and wins over both the Big Ten and South-eastern Conference.

ILLINOIS STATE 70, Mississippi 52
November 15, 2004 • Bradley Center

Table with 7 columns: Player, Min, FG-A, FT-A, O-REB, A, PF, TP. Lists stats for Illinois State and Mississippi players.

Team Pct.: FG - .595; FT - .722
3-Pt.: 6-13, .538 (Alexander 2-4, Greene 1-3, Guidry 4-5, Onyeuku 0-1)
Blocks: 5 (Dilligard 3, Carlwell 2)
Turnovers: 18 (Gordon 1, Dilligard 3, Greene 6, Guidry 2, Onyeuku 3, K. Ford 1, Carlwell 1)
Steals: 7 (Gordon 1, Greene 2, Guidry 1, Onyeuku 2, K. Ford 1)

Table with 7 columns: Player, Min, FG-A, FT-A, O-REB, A, PF, TP. Lists stats for Mississippi players.

Team Pct.: FG - .375; FT - .556
3-Pt.: 6-14, .429 (Abernathy 0-1, Nolen 1-2, Smith 0-1, Fox 2-5, Johnson 1-2, Patterson 0-1, Doayne 2-2)
Blocks: 2 (Fox 1, Jackson 1)
Turnovers: 14 (Rhodes 2, Abernathy 4, Glass 1, Fox 1, Johnson 1, Doayne 1, Eddie 2, Jackson 2)
Steals: 6 (Rhodes 2, Abernathy 1, Nolen 2, Parnell 1)

Officials: Zeldon Steed, William Humes, David Guthrie
Attendance: 8744
Halftime Score: Mississippi 52, ILLINOIS STATE 70

GAME 4

Second Half Run Gives 'Birds 82-47 Win

NORMAL, Ill. – A Gregg Alexander three-pointer ignited a 14-0 second half run that helped lead the Illinois State basketball team to an 82-47 victory over Truman State in the team's home opener Monday night.

The Redbirds (3-1) were led again by the stellar play of Lorenzo Gordon, who had 16 points and 5 rebounds, while Vince Greene chipped in 14 points and 5 assists.

The Redbirds jumped out to an early 8-0 lead thanks to a lay-up by Gordon and three-pointers from Trey Guidry (10 points) and Alexander (8 points).

Illinois State extended its lead to 14 at halftime, 33-19, with Gordon and Greene each chipping in 10 points apiece.

The Redbird lead extended even further in the second half. Neil Plank's three-pointer and Greg Dilligard's lay-up made the score 44-23, but Truman State answered with a 10-0 run of their own with Matt Brock and Austin Kirby each hitting a three during that stretch.

Alexander's basket started the 14-0 run for the 'Birds and they never looked back. Dilligard's dunk off his own steal ignited the Redbird Arena crowd and gave the home team a 58-33 advantage. Mike Oppland's 12 points led Truman State.

ILLINOIS STATE 82, Truman State 47
November 22, 2004 • Redbird Arena

Table with 7 columns: Player, Min, FG-A, FT-A, O-REB, A, PF, TP. Lists stats for Truman State and Illinois State players.

Team Pct.: FG - .345; FT - .375
3-Pt.: 4-14, .286 (Sodemann 1-2, Kirby 1-4, Lindsey 0-1, G. Welker 0-1, Certa 0-1, Brock 2-5)
Blocks: 1 (Lindsey 1)
Turnovers: 16 (Oppland 4, Agbo 3, Sodemann 1, Lindsey 2, Hatcher 1, Calmes 1, Hardy 3, Ogle 1)
Steals: 4 (Agbo 1, Lindsey 1, Calmes 1, Hardy 1)

Table with 7 columns: Player, Min, FG-A, FT-A, O-REB, A, PF, TP. Lists stats for Illinois State players.

Team Pct.: FG - .564; FT - .647
3-Pt.: 9-19, .474 (Alexander 2-4, Greene 2-4, Guidry 2-6, Onyeuku 0-2, Plank 1-1, D. Ford 2-2)
Blocks: 3 (Dilligard 3)
Turnovers: 12 (Gordon 2, Dilligard 1, Alexander 1, Greene 2, Guidry 1, Onyeuku 1, D. Ford 1, Carlwell 2, Team 1)
Steals: 12 (Dilligard 3, Alexander 1, Greene 2, Guidry 2, Wallace 1, Plank 1, Dyer 2)

Officials: Eddie Jackson, Tim Hutchinson, Mark Mayhood
Attendance: 4127
Halftime Score: ILLINOIS STATE 33, Truman State 19

GAME 5

'Birds Ground Skyhawks

NORMAL, Ill. – Trey Guidry matched a career high with 27 points and Lorenzo Gordon chipped in 23 as Illinois State pounded Tennessee-Martin 80-51 Saturday afternoon at Redbird Arena.

ISU enjoyed the friendly rims of Redbird Arena, as they shot 32-67 (.478) from the field, including a 12-24 showing from beyond the arc.

Illinois State (4-1) came out strong as they rode the hot hands of Guidry and Gordon to a 17-4 lead to open the game.

The Skyhawks (1-2) would cut the deficit to five, 23-18, with just over eight minutes to go, however the 'Birds finished the first frame the way they started, closing out the half on a 9-0 run to take a 38-23 lead into the locker room.

Tenn.-Martin would get the lead down to 13 early in the second half, but a 13-3 Illinois State run capped by a Guidry three gave the 'Birds a 23-point advantage and closed the door on any thoughts of a Skyhawk comeback.

ILLINOIS STATE 80, Tennessee-Martin 51
November 27, 2004 • Redbird Arena

Table with 7 columns: Player, Min, FG-A, FT-A, O-REB, A, PF, TP. Lists stats for UT-Martin and Illinois State players.

Team Pct.: FG - .288; FT - .765
3-Pt.: 4-13, .308 (Newson 1-1, Bullock 2-7, George 1-2, Ferrell 0-1, Flatt 0-2)
Blocks: 4 (Thompson 2, Lewis 2)
Turnovers: 21 (Newson 2, Thompson 3, Woodfork 1, Bullock 1, Ford 5, George 2, Lewis 2, Ferrell 1, Flatt 2, Carter 2)
Steals: 4 (Bullock 2, Lewis 2)

Table with 7 columns: Player, Min, FG-A, FT-A, O-REB, A, PF, TP. Lists stats for Illinois State players.

Team Pct.: FG - .478; FT - .400
3-Pt.: 12-24, .500 (Alexander 3-4, Greene 1-2, Guidry 6-12, Onyeuku 0-1, Plank 1-3, D. Ford 1-2)
Blocks: 3 (Dilligard 1, Carlwell 2)
Turnovers: 12 (Alexander 2, Greene 2, Guidry 2, K. Ford 1, Plank, D. Ford 2, Dyer 1, Carlwell 1)
Steals: 12 (Gordon 2, Alexander 1, Greene 1, Guidry 2, Onyeuku 1, Plank 1, D. Ford 2, Dyer 2)

Officials: Jerry Seibert, Scott Fruehling, Kerry Campbell
Attendance: 4051
Halftime Score: ILLINOIS STATE 38, Tennessee-Martin 23



GAME 9

Four Double Digit Scorers Lead ISU Over Marshall

NORMAL, Ill. - Neil Plank tied a career high with 21 points, Greg Dilligard set a new career high with 14 points and Gregg Alexander had 10 points and 10 assists, as a total team effort propelled Illinois State to a 79-67 win over Marshall in front of 6,689 fans Saturday night at Redbird Arena.

With the win, Illinois State (7-2) concludes a six-game homestand, in which they won five of their six contests. The loss drops the Thundering Herd of Marshall to 1-5 on the year.

The Redbirds did not get out of the gate well, falling behind 10-0 after the first two and a half minutes of play. After Illinois State cut the deficit to eight at 16-8, Plank and Dilligard would then go on a 9-0 run, giving ISU its first lead of the game at 17-16 at the 10:39 mark. The duo continued to shine in the first half as Plank had 18 and Dilligard had 12 at the break. It only took Dilligard 11 minutes to best his previous career high of 10 points and the Redbirds led 41-36 at the break.

In the second half, Lorenzo Gordon scored eight of the first 11 ISU points after only playing four minutes in the first half. As Marshall got within seven at 59-52, the Birds went on a 10-0 run, punctuated by a thunderous Dilligard dunk at the 6:28 mark, giving ISU their biggest lead of the game at 69-52. After the scoring spurt, Illinois State never let the lead dip below 12, finishing with the 79-67 win.

The Redbirds dominated the game in the paint, as they outscored Marshall 40-20 inside. In addition, after opening the game missing its first five shots, ISU ended the game shooting 54 percent from the field.

Tre Whitted and David Anderson paced Marshall with 13 points each.

ILLINOIS STATE 79, Marshall 67

December 11, 2004 • Redbird Arena

Table with columns: Player, Min., FG-A, FT-A, O-REB, A, PF, TP. Lists stats for Marshall and Illinois State players.

Team Pct.: FG - .468; FT - .737

3-Pt.: 9-23, .391 (Patton 1-1, Hamilton 0-2, Miles 3-5, Whitted 2-6, Lamb 0-2, Bunch 0-1, Dawn 2-4, Wohlleb 1-2)

Blocks: 4 (Anderson 1, Hamilton 1, Whitted 1, Carter 1)

Turnovers: 20 (Anderson 1, Patton 1, Hamilton 5, Miles 6, Whitted 3, Bunch 1, Dawn 2, Carter 1)

Steals: 3 (Anderson 1, Patton 1, Lamb 1)

Table with columns: Player, Min., FG-A, FT-A, O-REB, A, PF, TP. Lists stats for Illinois State players.

Team Pct.: FG - .538; FT - .615

3-Pt.: 7-18, .389 (Alexander 2-4, Greene 1-3, Guidry 1-6, Plank 3-5)

Blocks: 4 (Dilligard 1, Guidry 1, Plank 1, Carlwell 1)

Turnovers: 11 (Gordon 3, Dilligard 2, Guidry 2, K. Ford 1, D. Ford 1, Carlwell 2)

Steals: 10 (Gordon 1, Dilligard 2, Alexander 1, Guidry 5, K. Ford 1)

Officials: Sid Rodeheffer, Keith Herring, Dave Cronin

Attendance: 6,689

Halftime Score: ILLINOIS STATE 79, Marshall 67

GAME 10

Birds, Dilligard Stuffs Loyola, 73-67

CHICAGO - Sophomore Greg Dilligard posted his first career double-double and swatted a career best seven blocked shots to lead Illinois State to a 73-67 non-conference victory over Loyola at the Joseph J. Gentile Center Saturday afternoon.

With the victory the Redbirds improved to 8-2 on the season, while the Ramblers fell to 2-7 on the year.

Illinois State overcame an 11-point first half deficit, after trailing 18-7 with 14:31 left in the initial stanza. The Redbirds used a 13-4 first half run, including five points by Nedu Onyeuku, to close within two points at 22-20. ISU took its first lead of the game 29-28 at the 3:59 mark on Lorenzo Gordon's second of two free throws. A Neil Plank three-pointer pushed the Redbird lead to five as ISU took a 40-35 advantage at the break.

The Birds jumped out to a nine-point lead to open the second half on back-to-back baskets by Gordon and Dana Ford. Loyola responded with a 20-7 run and wrestled away the lead to take control 55-51 with 10:29 left in the game. After four ties in the next seven minutes, back-to-back baskets by Plank and Trey Guidry gave ISU a 67-63 lead and the Redbirds hit 6-of-8 free throws to seal the win.

Gordon led the Redbirds with 19 points, while Dilligard chipped in 12 points to go along with his 11 rebounds and seven blocked shots. Plank and Onyeuku came off the bench to score 16 and 10 respectively.

Dave Telander led Loyola with 19 points, Blake Schlib tossed in 16 and Pierre Parker finished with 12.

ILLINOIS STATE 73, Loyola-Chicago 67

December 18, 2004 • Joesph J. Gentile Center

Table with columns: Player, Min., FG-A, FT-A, O-REB, A, PF, TP. Lists stats for Illinois State and Loyola-Chicago players.

Team Pct.: FG - .462; FT - .800

3-Pt.: 5-19, .263 (Greene 0-3, Guidry 1-6, D. Ford 0-3, Onyeuku 2-3, Plank 2-4)

Blocks: 9 (Dilligard 7, D. Ford 1, Onyeuku 1)

Turnovers: 14 (Gordon 2, Dilligard 1, Greene 3, Guidry 1, D. Ford 3, Onyeuku 2, K. Ford 1, Plank 1)

Steals: 6 (Dilligard 3, Greene 2, Onyeuku 1)

Table with columns: Player, Min., FG-A, FT-A, O-REB, A, PF, TP. Lists stats for Loyola-Chicago players.

Team Pct.: FG - .429; FT - .857

3-Pt.: 7-21, .333 (Schlib 1-3, Parker 0-4, Telander 4-8, Kou 1-4, Levin 1-2)

Blocks: 3 (Smith 1, Blair 1)

Turnovers: 11 (Schlib 1, Smith 4, Blair 2, Kou 1, Levin 2, Team 1)

Steals: 7 (Schlib 1, Blair 1, Parker 1, Telander 3, Levin 1)

Officials: Ron Berkholtz, Dave Draucker, Paul Kastor

Attendance: 3,871

Halftime Score: ILLINOIS STATE 40, Loyola-Chicago 35

GAME 11

Redbird Comeback Falls Short at SIU

CARBONDALE, Ill. - Junior Lorenzo Gordon's ninth straight double-digit game wasn't enough for Illinois State as the physical guard play of Southern Illinois forced 20 Redbird turnovers en route to a 61-49 Missouri Valley Conference victory at SIU Arena Thursday night.

The Redbirds (8-3, 0-1) trailed by as much as 13 points in the second half, but closed within six points twice with less than six minutes in the game. Gordon hit a jumper at the 5:24 mark to close within 51-45, but a pair of free throws by Darren Brooks and a jumper by Jamaal Tatum pushed the lead back to 10 points at 55-45. Gordon scored four straight ISU points to make the score 55-49, but SIU (9-2, 1-0) closed out the game with six straight points to close the game.

For the third time in the last three games the Redbirds fell behind by double digits in the first half. With the game knotted at 6-6, SIU went on a 11-0 run, including five points by Tony Young, to take a 17-6 lead with 12:34 left in the initial stanza. The Redbirds were able to get within five points at 27-22, but the Salukis closed out the half with a 6-1 spurt to take a 33-23 lead at the intermission.

In addition to the turnovers, Illinois State shot 4-for-17 (.235) from the free throw line but was still able to make it close in the second half by holding SIU to 39.3 percent shooting in the second stanza. Gordon finished with 13 points, while Trey Guidry and Nedu Onyeuku each finished with 10 points apiece.

Brooks led the Salukis with a game high 16 points and Young chipped in 12 off the bench.

Southern Illinois 61, ILLINOIS STATE 49

December 23, 2004 • SIU Arena

Table with columns: Player, Min., FG-A, FT-A, O-REB, A, PF, TP. Lists stats for Illinois State and Southern Illinois players.

Team Pct.: FG - .465; FT - .235

3-Pt.: (5-12, .417 (Greene 1-1, Guidry 2-6, Onyeuku 2-3, K. Ford 0-1, Plank 0-1)

Blocks: 1 (Dilligard 1)

Turnovers: 20 (Gordon 2, Dilligard 2, Greene 7, Guidry 2, D. Ford 1, Onyeuku 2, K. Ford 3, Team 1)

Steals: 6 (Gordon 1, Dilligard 2, Greene 1, Guidry 2)

Table with columns: Player, Min., FG-A, FT-A, O-REB, A, PF, TP. Lists stats for Southern Illinois players.

Team Pct.: FG - .446; FT - .778

3-Pt.: 4-18, .222 (Brooks 0-2, Tatum 1-8, Hairston 0-3, Falker 1-2, Young 2-3)

Blocks: 3 (Smith 1, Blair 1, Kou 1)

Turnovers: 12 (Owen 2, Brooks 2, Tatum 2, Hairston 2, Shaw 1, Team 3)

Steals: 14 (Owen 4, Brooks 2, Tatum 3, Young 5)

Officials: J.D. Collins, Eddie Jackson, Steven Skiles

Attendance: 5,729

Halftime Score: Southern Illinois 33, ILLINOIS STATE 23



GAME 15

Redbirds Fall Short at Evansville 69-61

EVANSVILLE, Ind. – Illinois State's Lorenzo Gordon tossed in his seventh 20-point game of the season with 24 tallies and grabbed a career-best 14 rebounds, but it wasn't enough to hand Evansville its first home loss of the season as the Redbirds fell 69-61, in Missouri Valley Conference action Sunday afternoon at Roberts Stadium.

With the game knotted at 49-49 and 7:15 on the clock, the Purple Aces went on a 14-5 run to take a commanding 63-54 lead with 1:42 left in the game. The Aces closed out the game with a 6-for-9 effort from the foul line to seal the win. The Redbirds and Aces battled head-to-head throughout the first 13 minutes of the second half with eight lead changes and four ties.

Evansville opened the game with a 4-0 lead, converting its first two field goals, but the Redbirds took the lead at 7-6 at the 16:29 mark on a short jumper by Vince Greene. The 'Birds took their largest lead of the half at the 13:31 mark when Lorenzo Gordon converted a pair of free throws to give ISU an 11-8 advantage. Evansville responded with a 15-7 run and took its largest lead at 23-18 with 5:13 left in the half.

ISU claimed the lead again at the 3:40 mark when Trey Guidry's second three-point basket of the game and 12th point of the half capped off an 8-2 spurt. But Guidry's basket ended up being the final points of the half for the 'Birds, who had four missed shots and three turnovers in the final three and half minutes, as Evansville took a 30-26 lead into intermission.

Gordon's 24 points was a game high, while Guidry tossed in 19 to round out the double-digit scorers. Andre Burton led the Aces with 17 points, Matt Webster and Bradley Strickland each tossed in 14 and Lucious Wagner chipped in 13.

Evansville 69, ILLINOIS STATE 61

January 9, 2005 • Roberts Stadium

Table with 7 columns: Player, Min, FG-A, FT-A, O-REB, A, PF, TP. Lists stats for Illinois State players: Gordon, Dilligard, Alexander, Greene, Guidry, Onyeuku, K. Ford, Plank, D. Ford, and Totals.

Team Pct.: FG – .368; FT – .571

3-Pt.: 3-16, .368 (Alexander 0-3, Greene 0-2, Guidry 3-8, Plank 0-3)

Blocks: 2 (Dilligard 2)

Turnovers: 15 (Gordon 2, Dilligard 1, Greene 1, Guidry 5, Onyeuku 1, Plank 3, D. Ford 2)

Steals: 8 (Gordon 1, Dilligard 2, Alexander 1, Greene 2, Onyeuku 1, K. Ford 1)

Table with 7 columns: Player, Min, FG-A, FT-A, O-REB, A, PF, TP. Lists stats for Evansville players: Burton, Webster, Strickland, Anslinger, Wagner, Ottens, Calvez, Gore, Phifer, Petty, and Totals.

Team Pct.: FG – .407; FT – .762

3-Pt.: 5-18, .278 (Burton 0-1, Webster 1-4, Anslinger 1-6, Wagner 1-3, Ottens 2-3, Calvez 0-1)

Blocks: 8 (Webster 1, Strickland 5, Wagner 1, Petty 1)

Turnovers: 13 (Burton 3, Webster 2, Strickland 1, Anslinger 1, Wagner 2, Calvez 2, Gore 1, Petty 1)

Steals: 2 (Strickland 2)

Officials: David Hall, Sid Rodenhoffer, Don Daily

Attendance: 6,416

Halftime Score: Evansville 30, ILLINOIS STATE 26

GAME 16

Gordon's 21 Points Leads 'Birds Over Drake

NORMAL, Ill. – Lorenzo Gordon and Gregg Alexander were two of five Redbirds in double figures Saturday, leading Illinois State to a 74-61 victory over Drake Saturday at Redbird Arena.

The Redbirds moved to 11-5 on the season, 3-3 in the Missouri Valley Conference, while Drake fell to 6-8, 2-4 in the Valley.

The game started out sluggish for both teams, as each went through a three-minute stretch in the first half where neither made a shot. Alexander broke the drought with a three-pointer that cut the Drake lead to 14-12.

Alexander was the difference in the first half as the senior finished 5-8 on threes for 15 points, giving the Redbirds a 35-31 lead at intermission.

Illinois State extended its lead in the second half, thanks to hot shooting by Vince Greene and aggressive play inside by Gordon. Greene knocked down two straight threes, while Gordon scored four straight on two free throws and a fast-break lay-up to put the Redbirds up 47-35.

Greg Dilligard ignited the home crowd with a thunderous dunk along the baseline with 5:20 left, giving the Redbirds their biggest lead of the night, 68-49.

Gordon's 14 second half points led the 'Birds and gave the team the offensive surge to pull ahead after halftime.

Illinois State had five players in double figures with Gordon (21), Alexander (15), Trey Guidry (10), Greene (12) and Neil Plank (12) all chipping in for the Redbirds.

ILLINOIS STATE 74, Drake 61

January 15, 2005 • Redbird Arena

Table with 7 columns: Player, Min, FG-A, FT-A, O-REB, A, PF, TP. Lists stats for Drake players: Korver, Eggers, Keita, Tracy, Brooks, Randolph, Bryant, Heemskerck, Houston, Grant, Diezi, Emmenecker, Bancroft, Powell, Egli, and Totals.

Team Pct.: FG – .387; FT – .615

3-Pt.: 5-19, .263 (Korver 1-5, Eggers 1-3, Randolph 0-3, Bryant 3-7, Heemskerck 0-1)

Blocks: 4 (Keita 1, Tracy 1, Heemskerck 1, Bancroft 1)

Turnovers: 18 (Korver 2, Eggers 3, Tracy 3, Brooks 4, Randolph 2, Bryant 1, Emmenecker 1, Bancroft 2)

Steals: 13 (Eggers 3, Brooks 3, Randolph 3, Bryant 1, Heemskerck 1, Powell 2)

Table with 7 columns: Player, Min, FG-A, FT-A, O-REB, A, PF, TP. Lists stats for Illinois State players: Gordon, Dilligard, Alexander, Greene, Guidry, Plank, D. Ford, Carlwell, and Totals.

Team Pct.: FG – .446; FT – .696

3-Pt.: 8-23, .348 (Alexander 5-11, Greene 2-6, Guidry 1-5, D. Ford 0-1)

Blocks: 6 (Gordon 1, Alexander 1, D. Ford 1, Carlwell 3)

Turnovers: 17 (Gordon 1, Dilligard 3, Alexander 2, Greene 1, Guidry 4, Plank 1, D. Ford 3, Carlwell 1, Team 1)

Steals: 6 (Gordon 2, Dilligard 1, Alexander 1, Greene 1, Guidry 1)

Officials: Brad Gaston, Kipp Kissinger, Mark Mayhood

Attendance: 5,636

Halftime Score: ILLINOIS STATE 35, Drake 31

GAME 17

Greene Seals Road Win Over Indiana State

TERRE HAUTE, Ind. – Road victories have been a rarity, but Illinois State landed its second of the season as Lorenzo Gordon matched his career high with 26 points, including 16 in the first half, and Vince Greene posted a double-double and buried 8-of-8 free throw attempts from the foul line in the last 30 seconds to secure a 73-69 Missouri Valley Conference victory over Indiana State at the Hulman Center Wednesday night.

The Redbirds (12-5 overall, 4-3 in the Valley) opened the second half with a 6-0 run to take a 43-38 lead, one they would never relinquish. Indiana State (7-11, 2-5) closed the gap to two points six times in the half and one point twice, but Greene's free throws along the way kept the Sycamores at bay.

Illinois State opened the game with a 10-2 run, including three-pointers by Greene and Gregg Alexander. The 'Birds pushed the lead to nine points three times, but Indiana State used a 12-3 run to tie the game at 26-26. The two teams traded leads six times in the final five minutes of the first frame before the Sycamores took a 38-37 lead into the intermission.

The 'Birds shot 55.8 percent from the field led by Gordon's 11-of-13 from the floor. Gordon also added seven rebounds, while Greene finished with a season high 16 points and 10 assists, the second double-double in his career.

Eric Gray led the way for Indiana State with 24 points off the bench. Amani Daanish tossed in 13 points, while Jerod Adler and David Moss chipped in 12 and 10 points, respectively.

ILLINOIS STATE 73, Indiana State 69

January 19, 2005 • Hulman Center

Table with 7 columns: Player, Min, FG-A, FT-A, O-REB, A, PF, TP. Lists stats for Illinois State players: Gordon, Dilligard, Alexander, Greene, Guidry, Onyeuku, Plank, D. Ford, Carlwell, and Totals.

Team Pct.: FG – .558; FT – .826

3-Pt.: 6-17, .353 (Alexander 3-7, Greene 1-2, Guidry 1-5, Onyeuku 0-1, Plank 1-2)

Blocks: 1 (Dilligard 1)

Turnovers: 13 (Gordon 2, Alexander 1, Greene 3, Guidry 1, Dilligard 3, Plank 2, D. Ford 1)

Steals: 5 (Gordon 1, Alexander 1, Greene 2, Dilligard 1)

Table with 7 columns: Player, Min, FG-A, FT-A, O-REB, A, PF, TP. Lists stats for Indiana State players: Daanish, Moss, Adler, Moore, Schnitker, Ray, Gray, Yelovich, and Totals.

Team Pct.: FG – .464; FT – .667

3-Pt.: 11-20, .550 (Schnitker 2-7, Moss 1-2, Adler 2-3, Gray 6-8)

Blocks: 1 (Moss 1)

Turnovers: 11 (Moore 2, Daanish 5, Moss 1, Adler 2, Gray 1)

Steals: 3 (Daanish 1, Schnitker 1, Adler 1)

Officials: Randy McCall, Brad Gaston, Frank Spencer

Attendance: 3,334

Halftime Score: Indiana State 38, ILLINOIS STATE 37



GAME 21

Plank Tip-in Steals a Redbird Victory

WICHITA, Kan. – Illinois State's Neil Plank tipped in a missed jumper by Vince Greene with three seconds left in the game to give the Redbirds a 59-58 Missouri Valley Conference victory over Drake at the Knapp Center Tuesday night.

The road win was the third for the 'Birds in the last four tries and lifted their record to 15-6 overall and 7-4 in the Valley. Drake fell to 7-12 and 3-8, respectively.

Lorenzo Gordon, who was held scoreless in the first half, scored all 14 of Illinois State's first second-half points. Gordon finished with a game-high 19 tallies, all in the second frame. The Redbirds trailed by as much as eight points in the second half, including a 58-51 deficit with 1:48 left on the clock. A pair of Vince Greene threes following Drake turnovers closed the gap to 58-57, setting the stage for Plank's heroics.

Drake's David Bancroft missed the front end of a 1-and-1 from the foul line giving the Redbirds possession with 29 seconds remaining. After a Drake deflection forced the ball out of bounds with 14 seconds left, Greene penetrated the lane, drawing three defenders, but his shot fell short. Plank was in position for the carom and bounced it off the glass for ISU's first lead since the 15:03 mark in the first half

Both offenses started cold with the Redbirds taking a 6-2 lead five minutes into the game. The Bulldogs responded with an 8-0 run, including four points by Aloiu Keita to take a 10-6 edge. Plank's three-point play at the 4:47 mark knotted the game at 20-20. Plank and Drake's Clayton Korver traded treys to tie the game again at 23-23.

Greene finished with 14 points, while Gordon added nine boards to his 19 points. Drake had three players in double digits led by Korver with 14 points.

ILLINOIS STATE 59, Drake 58
February 1, 2005 • Knapp Center

Table with 7 columns: Player, Min, FG-A, FT-A, O-REB, A, PF, TP. Lists stats for Gordon, Dilligard, Alexander, Greene, Guidry, Onyeuku, Plank, Carlwell, and Totals.

Team Pct.: FG - .451; FT - .714
3-Pt.: 8-22, .364 (Alexander 1-4, Greene 4-6, Guidry 2-8, Onyeuku 0-1, Plank 1-3)
Blocks: 3 (Gordon 1, Carlwell 2)
Turnovers: 14 (Gordon 2, Dilligard 1, Alexander 4, Greene 1, Guidry 3, Onyeuku 1, Plank 2)
Steals: 6 (Dilligard 2, Alexander 1, Greene 2, Guidry 1)

Table with 7 columns: Player, Min, FG-A, FT-A, O-REB, A, PF, TP. Lists stats for Drake players: Korver, Eggers, Keita, Randolph, Brooks, Bryant, Tracy, Houston, Bancroft, and Totals.

Team Pct.: FG - .444; FT - .375
3-Pt.: 7-19, .368 (Korver 4-6, Eggers 0-2, Randolph 0-1, Bryant 3-10)
Blocks: 4 (Keita 3, Bancroft 1)
Turnovers: 15 (Korver 2, Eggers 1, Keita 2, Randolph 5, Brooks 2, Tracy 1, Bancroft 2)
Steals: 10 (Eggers 4, Keita 4, Randolph 1, Brooks 1)

Officials: John Higgins, Verne Harris, Gerry Pollard
Attendance: 5,311
Halftime Score: Drake 29, ILLINOIS STATE 26

GAME 22

Greene's Free Throws Ignite 'Birds Over Bradley

NORMAL, Ill. – Vince Greene finished 6-of-6 from the free throw line in the final 1:09 against Bradley on Saturday as the Redbirds recorded a 69-62 victory over the Braves in front of 10,200 at Redbird Arena.

The Redbirds took the first lead of the game on a Gregg Alexander three-pointer, but Bradley's inside game dominated the 'Birds early on. The Braves scored 22 of their 30 first half points inside the paint, with Patrick O'Bryant (6 points) giving his team the early momentum with the first two baskets.

Bradley's lead rose to 17-5 with 10:07 left on the strength of a 9-0 run. Trey Guidry (24 points) stopped the bleeding with a three-pointer, stopping the Redbird scoring drought.

A Guidry three-pointer at the top of the key gave the Redbirds their first lead since early in the game, 32-30. The Redbird lead moved to five at 46-41, thanks to a 12-5 rebounding advantage in the first nine minutes of the second half.

Bradley came back to tie the score at 48-48 thanks to a three by Daniel Ruffin and a hook shot by O'Bryant. Two Alexander (7 points) free throws and a lay-up by Guidry after a Greg Dilligard steal gave the Redbirds back the lead, 52-48. Then, a technical foul by Bradley's Tony Bennett resulted in two free throws by Greene.

Greene's (20 points) jumper put the Redbirds up 56-48, but the Braves were ignited by the play of Marcellus Sommerville, who sparked a 9-2 run thanks to a rebound basket and three-pointer, cutting the Illinois State lead to 58-57.

A lay-up by Gordon (6 points), followed by a missed jumper by Sommerville (23 points), gave the Redbirds the lead and the momentum, which they would never relinquish. Sommerville also missed 2-of-3 free throws after Guidry fouled him behind the three-point line.

ILLINOIS STATE 69, Bradley 62
February 5, 2005 • Redbird Arena

Table with 7 columns: Player, Min, FG-A, FT-A, O-REB, A, PF, TP. Lists stats for Bradley players: Sommerville, O'Bryant, Bennett, Crouch, Ruffin, Rembert, Tauai, Wright, Adams, Heemskerker, and Totals.

Team Pct.: FG - .433; FT - .538
3-Pt.: 3-17, .176 (Somerville 1-3, Bennett 0-3, Crouch 0-2, Ruffin 2-7, Tauai 0-1, Adams 0-1)
Blocks: 3 (Sommerville 1, O'Bryant 1, Heemskerker 1)
Turnovers: 13 (O'Bryant 1, Bennett 1, Crouch 2, Ruffin 2, Rembert 1, Wright 5, Heemskerker 1)
Steals: 6 (O'Bryant 2, Bennett 1, Crouch 1, Ruffin 1, Tauai 1)

Table with 7 columns: Player, Min, FG-A, FT-A, O-REB, A, PF, TP. Lists stats for Illinois State players: Gordon, Dilligard, Alexander, Greene, Guidry, Onyeuku, Plank, D. Ford, Carlwell, and Totals.

Team Pct.: FG - .423; FT - .760
3-Pt.: 6-20, .300 (Alexander 1-6, Greene 2-4, Guidry 3-6, Onyeuku 0-1, Plank 0-2, D. Ford 0-1)
Blocks: 2 (Dilligard 1, Carlwell 1)
Turnovers: 13 (Gordon 2, Alexander 2, Greene 4, Guidry 1, Onyeuku 2, Plank 1, D. Ford 1)
Steals: 5 (Gordon 1, Dilligard 1, Alexander 1, Plank 2)

Officials: Bob Staffen, Tim Hutchinson, Paul Kaster
Attendance: 10,200
Halftime Score: Bradley 30, ILLINOIS STATE 27

GAME 23

'Birds Fall to League-Leading Shockers, 76-62

NORMAL, Ill. – Despite a fighting effort the Illinois State men's basketball team fell to Wichita State 76-62 in a Thursday evening Missouri Valley Conference contest at Redbird Arena.

Lorenzo Gordon led all scorers with 20 points, one of only two Redbirds to finish in doubles figures as Vince Greene contributed 11.

Both teams had a hard time scoring in the first 10 minutes of the game, as defensive stops were rampant on both ends of the court. Wichita State (18-3, 11-2) drained the first basket of the game, before a Greg Dilligard slam dunk on an assist by Trey Guidry put the 'Birds on the board and tied the game for the only time in the first half, 2-2.

The Shockers then took control, leading by as many as 10 at the 10:55 mark of the first after a Rob Kampman three-pointer gave Wichita State an 18-8 edge. Gordon sparked a Redbird rally with a three-point play, which was followed by a Shocker turnover, and then a six-foot jumper off the glass by Guidry to pull Illinois State (16-7, 8-5) to 20-16 with 2:54 remaining.

Wichita State went on a five-point run in 2:00 to make the score 25-17, before the 'Birds shut them down defensively. Field goals by Dilligard (8 points) and Greene, followed by a Gregg Alexander (nine points) three-pointer brought the 'Birds within one point with 1:55 remaining in the first half. A missed shot by Jamar Howard (14 points) gave Illinois State the ball with 52 seconds on the clock, which led to a Lorenzo Gordon jumper, giving the 'Birds a 26-25 lead they would carry into halftime.

Paul Miller ended the Wichita State scoring drought from the first half at 4:22 with a jumper at the 19:32 mark of the second half to make the score 28-27. The Shockers proceeded to take the reins of the game, mounting a 14-0 run to dominate the second half and seal the win.

Wichita State 76, ILLINOIS STATE 62
February 10, 2005 • Redbird Arena

Table with 7 columns: Player, Min, FG-A, FT-A, O-REB, A, PF, TP. Lists stats for Wichita State players: Howard, Kampman, Miller, Burns, Liberty, Cousnard, Ogirri, Braeuer, Wilson, and Totals.

Team Pct.: FG - .520; FT - .737
3-Pt.: 10-20, .500 (Howard 0-1, Kampman 2-3, Miller 0-1, Burns 3-5, Ogirri 3-7, Adams 2-3)
Blocks: 2 (Howard 1, Wilson 1)
Turnovers: 14 (Howard 4, Miller 1, Liberty 1, Ogirri 2, Braeuer 1, Wilson 4, Team 1)
Steals: 4 (Howard 1, Burns 1, Cousnard 1, Wilson 1)

Table with 7 columns: Player, Min, FG-A, FT-A, O-REB, A, PF, TP. Lists stats for Illinois State players: Gordon, Dilligard, Alexander, Greene, Guidry, K. Ford, Plank, D. Ford, Carlwell, and Totals.

Team Pct.: FG - .480; FT - .688
3-Pt.: 3-14, .214 (Alexander 3-5, Greene 0-4, Guidry 0-4, Plank 0-1)
Blocks: 0
Turnovers: 11 (Gordon 4, Greene 1, Guidry 2, Plank 1, Carlwell 2, Team 1)
Steals: 7 (Dilligard 1, Alexander 1, Greene 1, Guidry 1, Plank 3)

Officials: Bob Staffen, Randy Heimerman, Greg Rennegarbe
Attendance: 7,115
Halftime Score: ILLINOIS STATE 26, Wichita State 25



GAME 24

Redbirds Can't Get Revenge on Panthers

NORMAL, Ill. - Trey Guidry led three Redbirds in double figures with 20 points, but the Illinois State Redbirds missed a shot at the buzzer and fell to the visiting Northern Iowa Panthers by a score of 65-64.

With six minutes left in the first frame and the Redbirds trailing 20-16, a strong move to the basket by Lorenzo Gordon started a 12-2 Redbird run that ended with five straight points from Gregg Alexander, giving the Redbirds the lead at 28-22.

Gregg Alexander hit a three early in the second half to push the Redbird lead to 33-29. However, after being shut out in the first half, Panther forward Erik Coleman got involved in the offense, as he scored three quick baskets in the post to give the Panthers the lead once again at 39-37.

Despite the Panthers shooting barrage, the Redbirds kept the score close until the two-minute mark when Gordon took the lead back at 62-61. UNI quickly regained the lead after a lay-up by John Little, but Guidry answered back with two free throws to give ISU a 64-63 lead with 32 seconds remaining.

Northern Iowa 65, ILLINOIS STATE 64
February 12, 2005 • Redbird Arena

Table with columns: Player, Min, FG-A, FT-A, O-REB, A, PF, TP. Lists stats for Northern Iowa players and totals.

Team Pct.: FG - .474; FT - .385
3-Pt.: 6-17, .353 (Crawford 1-2, Jacobson 4-8, McKowen 0-2, Little 1-2, Foster 0-2, Schmit 0-1)
Blocks: 5 (Stout 4, Godfread 1)
Turnovers: 11 (Crawford 1, Jacobson 4, McKowen 1, Little 2, Foster 2, Godfread 1)
Steals: 7 (Stout 2, Crawford 2, Jacobson 1, Foster 2)

Table with columns: Player, Min, FG-A, FT-A, O-REB, A, PF, TP. Lists stats for Illinois State players and totals.

Team Pct.: FG - .391; FT - .821
3-Pt.: 5-15, .333 (Alexander 2-4, Greene 0-3, Guidry 2-6, Plank 1-2)
Blocks: 2 (Dilligard 1, Greene 1)
Turnovers: 15 (Gordon 2, Dilligard 1, Greene 4, Guidry 3, K. Ford 3, Plank 1, D. Ford 1)
Steals: 5 (Gordon 3, Dilligard 1, Greene 1)

Officials: Terry Davis, Brad Gaston, Warren Evans
Attendance: 8,396
Halftime Score: ILLINOIS STATE 29, Northern Iowa 27

GAME 25

'Birds Can't Take Advantage of Home Court

NORMAL, Ill. - Illinois State placed three players in double figures but it wasn't enough to top league-leading Southern Illinois on Wednesday night as the Redbirds fell 66-59 at Redbird Arena in front of 7,547.

Illinois State (16-9, 8-7) was led by Lorenzo Gordon, who had 13 points and seven rebounds. Also in double figures for ISU were Gregg Alexander, who had 12 points and a team high nine rebounds, and Trey Guidry, who scored 11.

Southern Illinois (21-6, 12-3) opened the first half strong, taking a 9-4 lead after the first four minutes of play. The Salukis would stretch the lead to six after a Tatum three with 15:00 to go, giving SIU a 12-6 advantage.

Redbird head coach Porter Moser was assessed a technical foul at the 10:12 mark, and Stetson Harriston made both free throws to push the Saluki lead to six again at 18-12.

The Redbirds struggled the last seven minutes of the half though, as SIU outscored Illinois State 12-2 to take a 30-24 lead into the locker room.

Southern Illinois 66, ILLINOIS STATE 59
February 16, 2005 • Redbird Arena

Table with columns: Player, Min, FG-A, FT-A, O-REB, A, PF, TP. Lists stats for Southern Illinois players and totals.

Team Pct.: FG - .436; FT - .368
3-Pt.: 4-14, .286 (Brooks 1-3, Tatum 3-8, Hairston 0-2, Young 0-1)
Blocks: 5 (Warren 2, Brooks 1, Falder 2)
Turnovers: 8 (Warren 1, Brooks 2, Tatum 1, Dale 1, Falder 1, Team 2)
Steals: 5 (Brooks 3, Hairston 1, Young 1)

Table with columns: Player, Min, FG-A, FT-A, O-REB, A, PF, TP. Lists stats for Illinois State players and totals.

Team Pct.: FG - .368; FT - .600
3-Pt.: 8-25, .320 (Alexander 4-10, Greene 2-3, Guidry 1-7, Onyeuku 1-3, Plank 0-2)
Blocks: 5 (Dilligard 1, Guidry 1, Onyeuku 2, Plank 1)
Turnovers: 11 (Gordon 2, Alexander 2, Guidry 6, K. Ford 1)
Steals: 2 (Greene 1, Guidry 1)

Officials: Gerry Pollard, Randy Heimerman, Frank Spencer
Attendance: 7,547
Halftime Score: Southern Illinois 30, ILLINOIS STATE 24

GAME 26

Alexander's Record Threes Lift 'Birds

GREEN BAY, Wis. - Senior Gregg Alexander buried five threes and claimed the Illinois State career three-point record, while Lorenzo Gordon led all scorers with 22 points as the Redbirds downed Wisconsin-Green Bay 79-69, for their third ESPN Bracket Buster win in three tries Saturday night at the Resch Center.

Illinois State opened the scoring with two straight buckets by Gordon to take a 4-0 lead. Gordon scored eight of ISU's first 10 points as the Redbirds led the entire first frame. An 8-2 Redbird run pushed the lead to 16-8 with 11:41 left in the half.

The Redbirds opened the second half with a 14-4 run, thanks to a pair of Alexander threes, to take a 46-29 edge, their largest lead of the game. The second trey gave Alexander sole ownership of Illinois State's career three-point record passing Tarise Bryson.

UWGB closed the gap to five points twice, but that was as close as the Phoenix would get. ISU shot a season-best 61.4 percent from the field to keep UWGB at bay.

Gordon posted 22 points on 7-for-13 shooting and added nine rebounds. Alexander finished with 17 points, while Vince Greene chipped in 14 tallies and eight assists.

ILLINOIS STATE 79, UW-Green Bay 69
February 19, 2005 • Resch Center

Table with columns: Player, Min, FG-A, FT-A, O-REB, A, PF, TP. Lists stats for Illinois State and UW-Green Bay players and totals.

Team Pct.: FG - .614; FT - .731
3-Pt.: 6-13, .462 (Alexander 5-6, Greene 1-2, Guidry 0-3, Plank 0-2)
Blocks: 0
Turnovers: 17 (Gordon 5, Dilligard 1, Greene 1, Guidry 3, Onyeuku 1, K. Ford 2, Plank 3, D. Ford 1)
Steals: 7 (Alexander 2, Greene 4, Onyeuku 1)

Table with columns: Player, Min, FG-A, FT-A, O-REB, A, PF, TP. Lists stats for UW-Green Bay players and totals.

Team Pct.: FG - .466; FT - .786
3-Pt.: 4-19, .211 (Flores 0-1, Lawrence 1-5, Rohde 2-6, Mendiburu 1-4, B. Morris 0-2, Evanochko 0-1)
Blocks: 1 (Mendiburu 1)
Turnovers: 12 (Flores 1, Lawrence 3, Mendiburu 4, B. Morris 2, Evanochko 1, T. Morris 1)
Steals: 7 (Flores 3, Mendiburu 3, Evanochko 1)

Officials: John Higgins, Lamont Simpson, Dave Draucker
Attendance: 6,023
Halftime Score: ILLINOIS STATE 32, UW-Green Bay 25



GAME 27

Redbirds Falls to Braves in 100th Game of Series

PEORIA, Ill. – In the 100th game of the Illinois State-Bradley series, the Redbirds scored the first bucket of the game, but it was all Bradley after that as the 'Birds fell to the Braves, 77-61, in front of 10,406 fans at Carver Arena in Peoria, Ill.

The Redbirds (17-10, 8-8) hung with Bradley (13-12, 6-10) until the 8:50 mark in the first half. The Braves then went on a 20-5 run that lasted until just before halftime, heading into the locker room with a 38-21 advantage at intermission.

It didn't help that Illinois State's shots weren't falling either. In the first half, the 'Birds shot just 31 percent from the field, including a two-for-ten effort from beyond the arc. ISU shot just 38 percent from the field for the game.

The Redbirds started the second half on an 8-2 run, cutting the Bradley lead to 11, but that was the closest as it would get. At one point in the second half, the Braves' lead ballooned to 21 points.

O'Bryant led all scorers with 20 points and finished with nine caroms. Tony Bennett had 19 points, six rebounds and six steals, while Marcellus Sommerville finished with 11 points and six rebounds.

One of the few bright spots in the game for Illinois State was when seniors Gregg Alexander and Vince Greene joined Illinois State's 1,000-point club. Alexander joined the elite on a three pointer with 4:59 left in the first half; while Greene scored seven points in the first five minutes of the second period to earn the 1,000th point of his career.

Greene led the Redbirds with 17 points, while Guidry contributed 14. Lorenzo Gordon just missed recording a double-double with ten points and nine rebounds.

Bradley 77, ILLINOIS STATE 61
February 23, 2005 • Carver Arena

Table with 7 columns: Player, Min, FG-A, FT-A, O-REB, A, PF, TP. Rows include Gordon, Dilligard, Alexander, Greene, Guidry, Onyeuku, K. Ford, Plank, D. Ford, Carlwell, and Totals.

Team Pct.: FG - .379; FT - .600
3-Pt.: 8-27, .296 (Alexander 2-8, Greene 3-6, Guidry 3-10, Onyeuku 0-1, K. Ford 0-1, Plank 0-1)
Blocks: 3 (Dilligard 1, Onyeuku 1, Carlwell 1)
Turnovers: 13 (Gordon 2, Alexander 1, Greene 3, Guidry 3, Onyeuku 2, K. Ford 1, Carlwell 1)
Steals: 2 (Alexander 1, Greene 1)

Table with 7 columns: Player, Min, FG-A, FT-A, O-REB, A, PF, TP. Rows include Bradley, Sommerville, O'Bryant, Bennett, Crouch, Ruffin, Heirman, Rembert, Tauai, Jones, Wright, and Totals.

Team Pct.: FG - .528; FT - .727
3-Pt.: 5-10, .500 (Sommerville 1-1, Bennett 1-1, Crouch 1-5, Ruffin 1-1, Tauai 0-1, Wright 1-1)
Blocks: 6 (O'Bryant 3, Bennett 1, Ruffin 1, Wright 1)
Turnovers: 9 (Sommerville 1, O'Bryant 2, Bennett 2, Ruffin 2, Rembert 2)
Steals: 9 (O'Bryant 1, Bennett 6, Crouch 1, Ruffin 1)

Officials: Verne Harris, Steven Skiles, John Higgins
Attendance: 10,406
Halftime Score: Bradley, 38, ILLINOIS STATE 21

GAME 28

Bears Fire Past ISU Down the Stretch

SPRINGFIELD, Mo. – Junior Lorenzo Gordon's jumper brought the Illinois State men's basketball to within two points at 68-66, with 2:16 left on the clock, but that was the last time the Redbirds would score as they dropped a 77-66 decision to SMS at the Hammons Student Center, Saturday night.

With ISU's loss and Northern Iowa's win over Bradley 81-72, in Cedar Falls, Iowa, the Redbirds secured the No. 6 seed for the 2005 State Farm Missouri Valley Conference Tournament. The 'Birds fell to 17-11 overall and 8-9 in the league, while the Bears improved to 15-11 and 9-8, respectively.

After a tied first half of play, both teams came out firing in the second stanza. SMS shot 75 percent (15-for-20) in the second period, while ISU fired a 65.2 percent clip (15-of-23) from the field. With the game tied 51-51 and 8:44 on the clock, SMS used a 9-3 run to get some space. The 'Birds got back to within two points at 68-66, but failed to score in the game's final two minutes.

SMS jumped out to a 4-0 lead, but the Redbirds scored 11 straight points while the Bears were held scoreless for 7:37 on the clock. Trey Guidry, who was scratched from the starting line-up, scored five of the Redbirds' 11-point run to take an 11-4 lead with 11:59 left in the half.

The Bears responded with a 15-5 run of their own to take a 19-15 lead with 5:09 on the clock, but ISU scored the next four points to force a 19-19 tie. SMS took one final lead of the first half, but Neil Plank's tip-in of a Levi Dyer missed three-pointer tied the game at 25-25 heading into the break.

Vince Greene and Guidry led the Redbirds with 16 points apiece and Gordon added 11. SMS had five players in double figures led by Nathan Bilyeu with 15.

SMS 77, ILLINOIS STATE 66
February 26, 2005 • Hammons Student Center

Table with 7 columns: Player, Min, FG-A, FT-A, O-REB, A, PF, TP. Rows include Gordon, Dilligard, Alexander, Greene, D. Ford, K. Ford, Guidry, Plank, Dyer, Carlwell, and Totals.

Team Pct.: FG - .500; FT - .706
3-Pt.: 6-20, .300 (Alexander 1-5, Greene 3-6, D. Ford 0-1, Guidry 2-6, Dyer 0-2)
Blocks: 0
Turnovers: 22 (Gordon 2, Alexander 2, Dilligard 3, Greene 5, D. Ford 1, Guidry 7, Dyer 1)
Steals: 8 (Gordon 3, Greene 2, D. Ford 1, Guidry 2)

Table with 7 columns: Player, Min, FG-A, FT-A, O-REB, A, PF, TP. Rows include SMS, Bilyeu, Chaney, Maclin, Fisher, Shavies, Richards, Ahearn, Thompson, Mitchell, Easley, Fraizer, and Totals.

Team Pct.: FG - .535; FT - .784
3-Pt.: 2-7, .286 (Chaney 1-2, Shavies 0-1, Ahearn 1-3, Fraizer 0-1)
Blocks: 4 (Maclin 1, Richards 1, Mitchell 2)
Turnovers: 16 (Chaney 2, Maclin 6, Shavies 2, Ahearn 1, Thompson 1, Mitchell 1, Easley 3)
Steals: 11 (Bilyeu 2, Maclin 1, Shavies 1, Thompson 1, Mitchell 6)

Officials: Ron Berkholtz, Brad Gaston, Dave Draucker
Attendance: 7,036
Halftime Score: ILLINOIS STATE 25, SMS 25

GAME 29

'Birds Fall to Creighton on Senior Night

NORMAL, Ill. – Vince Greene led Illinois State with 14 points on Senior Night, however the Redbirds could not hold onto an early first half lead and fell 64-59 to the Creighton Bluejays Monday night at Redbird Arena.

Illinois State ended the first half making only one of its last 10 field goals while Creighton ended the half on an 11-0 run.

The Redbirds (17-12, 8-10) opened the game with the hot hand as they hit 9-of-13 field goals to open the game and led by as many as eight points, including a 19-11 edge with 10:10 left in the first half. With 9:27 on the clock, Neil Plank sank a jumper to give ISU a 21-14 advantage, however the Redbirds would only score three more points the rest of the period. Trey Guidry's three-pointer at the 3:54 mark was the 'Birds' lone basket in their final 10 field goal attempts of the half. The Bluejays (20-10, 11-7) took advantage of tISU's cold shooting with a commanding 11-0 run to finish the half with a 28-24 lead.

The Redbirds shot 52 percent to the Bluejays' 48 percent in the second half, however the 'Birds would never take the lead. Illinois State came within one point at 32-31 after Greene hit a three-pointer with 14:54 left on the clock. The Bluejays would then go on a 14-6 run before Lorenzo Gordon hit two free throws at the 8:43 mark. A last minute basket by Greg Dilligard would bring the 'Birds to within five at 64-59 before time expired.

The Redbirds had four players score in double digits. Greene led with 14 points, Plank added 13, while Gregg Alexander and Dilligard scored 11 and 10 points, respectively. Creighton's only player in double digits was Nate Funk, who turned in a game-high 20 points. Overall, the 'Birds' 48 percent from the field out shot the Bluejays' 44 percent, however, Creighton was 10-20 from the three-point line while Illinois State was 7-16.

Creighton 64, ILLINOIS STATE 59
February 28, 2005 • Redbird Arena

Table with 7 columns: Player, Min, FG-A, FT-A, O-REB, A, PF, TP. Rows include Creighton, Tolliver, Watts, Funk, Mathies, McKinney, Day, Howard, Miliner, Hibma, Motz, and Totals.

Team Pct.: FG - .442; FT - .800
3-Pt.: 10-20, .500 (Watts 0-2, Funk 4-5, Mathies 1-2, McKinney 1-4, Miliner 2-4, Motz 2-3)
Blocks: 1 (Tolliver 1)
Turnovers: 8 (Watts 1, Mathies 4, McKinney 2, Miliner 1)
Steals: 6 (Tolliver 1, Watts 3, McKinney 1, Miliner 1)

Table with 7 columns: Player, Min, FG-A, FT-A, O-REB, A, PF, TP. Rows include ILLINOIS STATE, Gordon, Dilligard, Alexander, Greene, Guidry, K. Ford, Plank, D. Ford, Dyer, Carlwell, and Totals.

Team Pct.: FG - .481; FT - 1.000
3-Pt.: 7-16, .438 (Alexander 3-6, Greene 2-5, Guidry 1-4, Plank 1-1)
Blocks: 3 (Gordon 1, Dilligard 2)
Turnovers: 14 (Gordon 3, Greene 1, Guidry 2, Plank 5, D. Ford 1, Carlwell 2)
Steals: 3 (Dilligard 1, Plank 2)

Officials: Steve Olsen, Tim Hutchinson, Don Daily
Attendance: 6155
Halftime Score: Creighton 28, ILLINOIS STATE 25



ILLINOIS STATE TEAM MISSOURI VALLEY CONFERENCE TOURNAMENT RECORDS

Most Points

1. 91 vs. Drake, 3-6-84
2. 84 vs. Tulsa, 3-12-83
84 vs. SMS, 3-2-98
4. 83 vs. Southern Illinois, 2-28-98
5. 81 vs. Southern Illinois, 3-6-90
81 vs. Evansville, 3-3-01

Fewest Points

1. 51 vs. Drake, 2-26-99
2. 52 vs. Tulsa, 3-3-96
3. 53 at Wichita State, 3-2-87
4. 54 vs. Northern Iowa, 3-6-04
5. 55 at Bradley, 3-4-82
55 vs. Drake, 3-1-91
55 vs. Wichita State, 3-3-00

Most Points in First Half

1. 45 vs. SMS, 3-4-95
2. 44 vs. Southern Illinois, 2-28-98
3. 42 vs. Drake, 3-6-84
42 vs. Southern Illinois, 3-6-90
42 vs. SMS, 3-3-97

Fewest Points in First Half

1. 20 vs. Drake, 3-7-93
20 vs. Southern Illinois, 3-8-93
20 vs. Wichita State, 3-3-00
4. 21 vs. Drake, 3-2-02
5. 22 vs. Drake, 3-2-82
22 vs. Drake, 2-26-99

Most Points in Second Half

1. 52 vs. Tulsa, 3-12-83
2. 49 vs. Drake, 3-6-84
3. 47 vs. Evansville, 3-3-01
47 vs. Bradley, 3-5-04
5. 46 vs. Wichita State, 3-1-98

Fewest Points in Second Half

1. 20 at Wichita State, 3-2-87
2. 21 at Bradley, 3-4-82
3. 25 vs. Creighton, 3-8-84
4. 28 vs. Tulsa, 3-3-96
28 vs. Northern Iowa, 3-6-04

Most Field Goals Made

1. 40 vs. Southern Illinois, 3-8-83
2. 35 vs. Southern Illinois, 2-28-98
3. 32 vs. Southern Illinois, 3-6-90
4. 31 vs. Drake, 3-6-84
31 vs. SMS, 3-2-98

Fewest Field Goals Made

1. 16 vs. Drake, 2-26-99
2. 18 vs. Wichita State, 3-6-88
18 vs. Drake, 3-1-91
18 vs. SMS, 3-8-92
18 vs. Tulsa, 3-3-96

Most Field Goals Attempted

1. 68 vs. Southern Illinois, 3-5-95
2. 66 vs. Southern Illinois, 3-6-90
3. 62 vs. Creighton, 3-8-84
62 vs. Indiana State, 3-5-85
62 at Bradley, 3-8-88
62 vs. Evansville, 3-3-01

Fewest Field Goals Attempted

1. 25 vs. Creighton, 3-8-84
2. 34 vs. Wichita State, 3-6-88
3. 36 vs. Indiana State, 3-6-93
4. 39 vs. Wichita State, 3-3-86
39 vs. Northern Iowa, 3-7-92

Highest Field Goal Percentage

1. 66.0 vs. Southern Illinois, 2-28-98
2. 61.1 vs. Indiana State, 3-6-93
3. 59.2 vs. Wichita State, 3-1-98
4. 58.8 vs. Tulsa, 3-12-83
5. 56.6 vs. SMS, 3-4-95

Lowest Field Goal Percentage

1. 33.9 vs. Southern Illinois, 3-8-93
2. 36.4 vs. Drake, 2-26-99
3. 38.3 vs. Drake, 3-1-91
38.3 vs. SMS, 3-8-92
38.3 vs. Tulsa, 3-3-96
5. 39.3 at Wichita State, 3-4-89

Most Three-Point Field Goals

1. 10 vs. Indiana State, 3-1-97
10 vs. Bradley, 3-4-01
3. 9 vs. Drake, 3-2-02
4. 8 vs. Southern Illinois, 3-8-03
8 vs. Bradley, 3-5-04

Most Three-Point FG Attempted

1. 22 vs. Indiana State, 3-1-97
2. 19 vs. SMS, 3-3-97
3. 16 vs. Tulsa, 3-3-96
16 vs. Wichita, 3-3-00
16 vs. Bradley, 3-5-04

Highest Three-Point FG Percentage

1. 85.7 vs. Wichita State, 3-6-88
2. 64.3 vs. Drake, 3-2-02
3. 61.5 vs. Southern Illinois, 3-8-03
4. 58.3 vs. Indiana State, 3-6-93
5. 57.1 vs. Creighton, 3-3-02

Lowest Three-Point FG Percentage

1. 0.0 vs. Indiana State, 2-28-87
0.0 vs. Drake, 3-5-87
3. 11.1 at Bradley, 3-8-88
4. 18.8 vs. Tulsa, 3-3-96
5. 22.2 vs. Drake, 3-1-91

Most Free Throws Made

1. 34 vs. Wichita State, 3-3-86
2. 30 vs. Wichita State, 3-3-00
3. 29 vs. Drake, 3-12-84
4. 28 vs. Drake, 3-5-88
5. 27 vs. Bradley, 3-10-83

Fewest Free Throws Made

1. 6 at Wichita State, 3-2-87
6 at Bradley, 3-8-88
2. 7 vs. Indiana State, 3-5-85
- 7 vs. Southern Illinois, 2-28-98
- 7 vs. Creighton, 2-27-99
- 7 vs. Drake, 3-7-03

Most Free Throws Attempted

1. 44 vs. Wichita State, 3-3-86
2. 35 vs. Wichita State, 3-3-00
3. 34 vs. Bradley, 3-10-83
4. 33 vs. Drake, 3-3-90
5. 32 vs. Drake, 3-6-84

Fewest Free Throws Attempted

1. 8 at Wichita State, 3-2-87
2. 10 vs. Creighton, 3-8-84
10 vs. Creighton, 2-27-99
10 vs. Drake, 3-2-02
5. 13 vs. Drake, 3-2-82
13 vs. Drake, 3-7-93
13 vs. Northern Iowa, 3-6-04
13 vs. Drake, 3-7-03

Highest Free Throw Percentage

1. 1.000 vs. Bradley, 3-4-01
2. 92.3 vs. Drake, 3-2-82
- 92.3 vs. Bradley, 3-5-04
4. 90.6 vs. Drake, 3-6-84
5. 90.3 vs. Drake, 3-5-88

Lowest Free Throw Percentage

1. 42.9 at Bradley, 3-8-88
2. 43.8 vs. Indiana State, 3-5-85
3. 52.6 vs. Bradley, 3-4-86
4. 53.8 vs. Drake, 3-7-03
5. 58.3 vs. Wichita State, 3-1-98

Most Rebounds

1. 43 vs. Indiana State, 3-1-97
2. 41 at Wichita State, 3-4-89
3. 40 vs. Wichita State, 3-1-98
4. 39 vs. Tulsa, 3-12-83
39 vs. Drake, 3-6-84
39 vs. SMS, 3-3-97

Fewest Rebounds

1. 22 vs. Indiana State, 3-6-93
- 22 vs. Creighton, 3-3-02
3. 23 vs. Drake, 3-2-02
4. 24 vs. Drake, 3-2-82
5. 25 vs. Creighton, 3-8-84
25 vs. Wichita State, 3-6-88

Most Assists

1. 31 vs. Southern Illinois, 2-28-98
2. 20 vs. Indiana State, 2-28-87
20 vs. SMS, 3-2-98
3. 19 vs. Southern Illinois, 3-6-90
4. 18 vs. Indiana State, 3-5-85
18 vs. SMS, 3-4-95
18 vs. Evansville, 3-3-01

Fewest Assists

1. 4 vs. Northern Iowa, 3-6-04
2. 5 vs. Wichita State, 3-3-00
3. 6 vs. Wichita State, 3-3-86
4. 8 vs. Drake, 3-1-91
8 vs. Northern Iowa, 3-8-92

Most Turnovers

1. 27 vs. Drake, 3-1-91
2. 24 vs. Northern Iowa, 3-5-94
3. 22 vs. Wichita State, 3-3-00
4. 21 vs. Tulsa, 3-3-96
5. 20 vs. Northern Iowa, 3-7-92

Fewest Turnovers

1. 5 vs. Indiana State, 2-28-87
2. 6 vs. Creighton, 3-8-84
6 vs. Evansville, 3-3-01
4. 7 vs. Creighton, 3-4-90
5. 9 vs. Southern Illinois, 3-8-83
9 vs. Drake, 3-2-82
9 at Wichita State, 3-4-89
9 vs. Southern Illinois, 3-8-93

Most Blocked Shots

1. 7 at Wichita State, 3-4-89
2. 5 vs. Northern Iowa, 3-7-92
5 vs. Tulsa, 3-3-96
4. 4 vs. Tulsa, 3-12-83
4 vs. Drake, 3-5-88
4 vs. Drake, 3-1-91
- 4 vs. Northern Iowa, 3-5-94
4 vs. Indiana State, 3-1-97
4 vs. SMS, 3-2-98
4 vs. Evansville, 3-3-01
4 vs. Drake, 3-7-03

Fewest Blocked Shots

1. 1 at Bradley, 3-4-82
- 1 vs. Drake, 3-2-82
- 1 vs. Wichita State, 3-3-86
- 1 vs. Indiana State, 2-28-87
- 1 vs. Wichita State, 3-6-88
1 vs. Drake, 3-3-90
- 1 vs. Creighton, 3-4-90
- 1 vs. Southern Illinois, 3-8-93
- 1 vs. SMS, 3-4-95
- 1 vs. Northern Iowa, 3-2-96
- 1 vs. Northern Iowa, 3-2-97
- 1 vs. SMS, 3-3-97
- 1 vs. Creighton, 3-3-02
- 1 vs. Southern Illinois, 3-8-03
- 1 vs. Bradley, 3-5-04

Most Steals

1. 12 vs. Northern Iowa, 3-7-92
2. 11 vs. Drake, 3-5-88
11 vs. Southern Illinois, 3-6-90
4. 10 vs. Creighton, 3-3-02
5. 9 vs. Drake, 3-6-84
9 vs. Indiana State, 3-6-93
9 vs. Southern Illinois, 3-8-93
9 vs. Evansville, 3-3-01
9 vs. Drake, 3-2-02

Fewest Steals

1. 2 at Bradley, 3-4-82
- 2 at Wichita State, 3-4-89
- 2 vs. Southern Illinois, 3-5-89
- 2 vs. Southern Illinois, 3-5-95
5. 3 vs. Bradley, 3-10-83
3 vs. Wichita State, 3-3-86
3 vs. Northern Iowa, 3-5-94
3 vs. SMS, 3-4-95

Most Personal Fouls

1. 37 at Tulsa, 3-6-82
2. 29 vs. Wichita State, 3-3-86
3. 26 vs. Northern Iowa, 3-2-97
4. 25 at Wichita State, 3-4-89
5. 24 vs. Bradley, 3-4-86
24 vs. Drake, 3-1-91
24 vs. Southern Illinois, 3-8-93

Fewest Personal Fouls

1. 10 vs. Drake, 3-3-90
2. 11 vs. Evansville, 3-3-01
3. 13 vs. Indiana State, 3-1-97
4. 14 vs. Drake, 3-2-82
14 vs. Creighton, 3-4-90
14 vs. Drake, 3-2-02



OPPONENT TEAM MISSOURI VALLEY CONFERENCE TOURNAMENT RECORDS

Most Points

- 1. 90 by Tulsa, 3-6-82
90 by Creighton, 3-3-02
3. 84 by Northern Iowa, 3-5-94
4. 83 by Bradley, 3-8-88
5. 78 by Southern Illinois, 3-6-90

Fewest Points

- 1. 43 by Drake, 3-2-82
2. 47 by Drake, 2-26-99
3. 50 by Bradley, 3-4-82
4. 51 by Wichita State, 3-6-88
5. 54 by Southern Illinois, 3-8-83
54 by Wichita State, 3-1-98

Most Points in First Half

- 1. 39 by Northern Iowa, 3-5-94
39 by Evansville, 3-3-01
3. 37 by Bradley, 3-8-88
4. 36 by Drake, 3-6-82
36 by SMS, 3-2-98

Fewest Points in First Half

- 1. 15 by Wichita State, 3-6-88
2. 16 by Drake, 3-1-91
3. 20 by Drake, 2-26-99
4. 21 by Drake, 3-2-82
21 by Wichita State, 3-2-87

Most Points in the Second Half

- 1. 54 by Drake, 3-6-82
2. 48 by SMS, 3-4-95
3. 47 by Wichita State, 3-3-00
4. 46 by Bradley, 3-8-88
46 by Southern Illinois, 3-8-03

Fewest Points in Second Half

- 1. 21 by Bradley, 3-4-82
2. 22 by Drake, 3-2-82
3. 23 by Northern Iowa, 3-7-92
23 by Northern Iowa, 3-2-96
5. 27 by Wichita State, 3-4-89
27 by Drake, 3-7-93
27 by Drake, 2-26-99

Most Field Goals Made

- 1. 32 by Evansville, 3-3-01
2. 31 by Bradley, 3-8-88
3. 30 by Southern Illinois, 3-6-90
4. 29 by Drake, 3-6-82
29 by Northern Iowa, 3-5-94
29 by Southern Illinois, 3-5-95

Fewest Field Goals Made

- 1. 17 by Bradley, 3-4-82
17 by Wichita State, 3-4-89
3. 18 by Drake, 3-2-82
4. 19 by Indiana State, 2-28-87
19 by Wichita State, 3-6-88

Most Field Goals Attempted

- 1. 71 by Southern Illinois, 2-28-98
2. 69 by Southern Illinois, 3-5-89
3. 68 by Southern Illinois, 3-6-90
68 by Southern Illinois, 3-5-95
5. 66 by Tulsa, 3-12-83

Fewest Field Goals Attempted

- 1. 39 by Drake, 3-2-82
2. 44 by Southern Illinois, 3-8-83
3. 45 by Bradley, 3-4-82
4. 46 by Creighton, 3-8-84
46 by Northern Iowa, 3-6-04

Highest Field Goal Percentage

- 1. 58.2 by Evansville, 3-3-01
2. 56.5 by Creighton, 3-8-84
3. 52.2 by Northern Iowa, 3-6-04
4. 50.0 by Indiana State, 3-6-93
50.0 by Drake, 3-7-93
50.0 by SMS, 3-3-97
50.0 by Drake, 3-2-02
50.0 by Southern Illinois, 3-8-03

Lowest Field Goal Percentage

- 1. 30.9 by Wichita State, 3-4-89
2. 32.2 by Drake, 2-26-99
3. 33.3 by Southern Illinois, 3-5-89
4. 36.7 by Northern Iowa, 3-2-97
36.7 by Bradley, 3-5-04

Most Three-Point Field Goals

- 1. 11 by Evansville, 3-3-00
2. 10 by SMS, 3-4-95
10 by Drake, 3-2-02
4. 9 by Indiana State, 3-6-93
9 by Northern Iowa, 3-2-96

Most Three-Point FG Attempted

- 1. 24 by Northern Iowa, 3-2-96
24 by Tulsa, 3-3-96
3. 23 by Southern Illinois, 3-5-95
23 by Indiana State, 3-1-97
23 by SMS, 3-2-98
23 by Evansville, 3-3-01

Highest Three-Point FG Percentage

- 1. 57.1 by Creighton, 3-3-02
2. 55.6 by SMS, 3-4-95
3. 52.6 by Drake, 3-2-02
4. 50.0 by Drake, 3-1-91
5. 47.8 by Evansville, 3-3-01

Lowest Three-Point FG Percentage

- 1. 0.0 by Southern Illinois, 3-8-93
2. 7.7 by Wichita State, 3-4-89
3. 10.0 by Drake, 3-3-90
4. 15.8 by Northern Iowa, 3-2-97
5. 18.2 by Northern Iowa, 3-7-92

Most Free Throws Made

- 1. 32 by Drake, 3-6-82
2. 25 by Wichita State, 3-4-89
3. 24 by Wichita State, 3-3-86
24 by Southern Illinois, 3-8-93
5. 20 by Southern Illinois, 3-5-89
20 by Northern Iowa, 3-5-94

Fewest Free Throws Made

- 1. 2 by Evansville, 3-3-01
2. 4 by Northern Iowa, 3-7-91
3. 5 by Wichita State, 3-2-87
5 by Drake, 3-2-02
5 by Bradley, 3-5-04

Most Free Throws Attempted

- 1. 46 by Drake, 3-6-82
2. 34 by Wichita State, 3-3-86
3. 33 by Southern Illinois, 3-8-93
4. 32 by Wichita State, 3-4-89
5. 26 by Creighton, 3-8-84
26 by Bradley, 3-4-86
26 by Southern Illinois, 3-5-89
26 by Drake, 3-1-91
26 by Northern Iowa, 3-2-97
26 by SMS, 3-2-98

Fewest Free Throws Attempted

- 1. 3 by Evansville, 3-3-01
2. 6 by Drake, 3-2-02
3. 9 by Drake, 3-2-82
9 by Drake, 3-3-90
9 by Northern Iowa, 3-7-92
9 by Drake, 2-26-99

Highest Free Throw Percentage

- 1. 86.7 by Drake, 3-5-88
2. 85.0 by Southern Illinois, 3-8-03
3. 83.3 by Northern Iowa, 3-5-94
83.3 by Drake, 3-2-02
4. 81.3 by Southern Illinois, 2-28-98
5. 78.6 by Indiana State, 3-6-93

Lowest Free Throw Percentage

- 1. 44.4 by Northern Iowa, 3-7-92
2. 47.8 by Wichita State, 3-2-87
3. 50.0 by Drake, 3-1-91
50.0 by Drake, 3-7-93
5. 54.2 by Indiana State, 2-28-87

Most Rebounds

- 1. 51 by Southern Illinois, 3-5-89
2. 49 by Tulsa, 3-6-82
3. 47 by Northern Iowa, 3-2-97
4. 45 by Southern Illinois, 3-8-93
5. 43 by Tulsa, 3-3-96

Fewest Rebounds

- 1. 20 by Drake, 3-2-82
20 by Indiana State, 3-6-93
3. 22 by Creighton, 3-3-02
4. 25 by Drake, 3-7-93
5. 27 by Bradley, 3-10-83
27 by Southern Illinois, 3-8-03

Most Assists

- 1. 22 by Evansville, 3-3-01
2. 19 by Bradley, 3-8-88
19 by SMS, 3-2-98
4. 18 by Bradley, 3-4-86
18 by Bradley, 3-4-01

Fewest Assists

- 1. 5 by Drake, 3-2-82
5 by Bradley, 3-5-04
3. 6 by Tulsa, 3-12-83
6 by Drake, 3-1-91
5. 7 by Southern Illinois, 3-8-83
7 by Southern Illinois, 3-8-93

Most Turnovers

- 1. 23 by Drake, 3-6-84
23 by Drake, 3-1-91
3. 21 by Drake, 3-3-90
4. 20 by Drake, 3-5-88
5. 18 by Southern Illinois, 3-6-90

Fewest Turnovers

- 1. 8 by Southern Illinois, 3-5-95
8 by Southern Illinois, 3-8-03
3. 9 by Bradley, 3-10-83
9 by Wichita State, 3-2-87
9 by Wichita State, 3-4-89
9 by Bradley, 3-8-88
9 by Northern Iowa, 3-5-94
9 by SMS, 3-4-95

Most Blocked Shots

- 1. 10 by Creighton, 3-8-84
2. 6 by Evansville, 3-3-01
3. 4 by Bradley, 3-4-86
4 by Southern Illinois, 3-6-90
4 by Drake, 3-1-91
4 by Southern Illinois, 3-8-93
4 by Northern Iowa, 3-5-94
4 by Northern Iowa, 3-2-96

Fewest Blocked Shots

- 1. 0 by Bradley, 3-10-83
0 by Southern Illinois, 3-8-83
0 by Indiana State, 2-28-87
0 by Wichita State, 3-6-88
0 by Indiana State, 3-6-93
0 by SMS, 3-4-95
0 by Indiana State, 3-1-97
0 by Drake, 2-26-99

Most Steals

- 1. 15 by Northern Iowa, 3-5-94
2. 14 by Tulsa, 3-3-96
3. 12 by Northern Iowa, 3-7-92
4. 11 by Drake, 3-1-91
5. 10 by Tulsa, 3-6-82
10 by Bradley, 3-8-88
10 by Creighton, 2-27-99
10 by Wichita State, 3-3-00

Fewest Steals

- 1. 0 by Evansville, 3-3-01
2. 1 by Indiana State, 2-28-87
3. 2 by Bradley, 3-10-83
2 by Creighton, 3-8-84
2 by Bradley, 3-4-86

Most Personal Fouls

- 1. 34 by Wichita State, 3-3-86
2. 29 by Drake, 3-3-90
3. 28 by Bradley, 3-10-83
4. 27 by Southern Illinois, 3-8-83
27 by Indiana State, 2-28-87

Fewest Personal Fouls

- 1. 11 by Southern Illinois, 3-5-89
2. 12 by Drake, 3-2-82
3. 13 by Wichita State, 3-2-87
13 by Drake, 3-7-93
13 by SMS, 3-4-95



INDIVIDUAL (GAME) MISSOURI VALLEY CONFERENCE TOURNAMENT RECORDS

Illinois State Bests

Most Points

- 31, Rico Hill vs. SMS, 3-3-97
- 30 William Anderson vs. Wichita State, 3-3-86
- 29, Rico Hill vs. Northern Iowa, 3-2-97
- 26, Jarrod Coleman vs. Indiana State, 2-28-87
- 25, Tony Holifield at Bradley, 3-8-88
- 25, Mike VandeGarde vs. Indiana State, 3-6-93

Most Field Goals Made

- 12, Rico Hill vs. Northern Iowa, 3-2-97, vs. SMS, 3-3-97
- 12, Leroy Watkins vs. SMS, 3-2-98
- 11, Tony Holifield at Bradley, 3-8-88
- 10, Rick Lamb vs. Bradley, 3-10-83
- 10, Jarrod Coleman vs. Indiana State, 2-28-87
- 10, Jarrod Coleman vs. Southern Illinois, 3-6-90

Most Field Goals Attempted

- 27, Rico Hill vs. SMS, 3-3-97
- 21, Rico Hill vs. Northern Iowa, 3-2-97
- 19 Rickey Jackson vs. Southern Illinois, 3-6-90
- 18, Rick Lamb vs. Bradley, 3-10-83
- 16, Brad Duncan vs. Indiana State, 3-5-85
- 16, Vince Greene vs. Northern Iowa, 3-6-04
- 16, Trey Guidry vs. Northern Iowa, 3-6-04

Highest FG Percentage (Min. 10 att.)

- 90.9, Jarrod Coleman vs. Indiana State (10-11), 2-28-87
- 80.0, Michael McKenny vs. Indiana State (8-10), 3-5-85
- 78.6, Tony Holifield at Bradley (11-14), 3-8-88
- 76.9, Jarrod Coleman vs. Southern Illinois (10-13), 3-6-90
- 72.7, Tony Holifield at Wichita State (8-11), 3-2-87

Most Three-Point FG Made

- 6, Shawn Jeppson vs. Drake, 3-2-02
- 5, Skipp Schaeffbauer vs. SMS, 3-3-97
- 4, Maurice Trotter vs. Southern Illinois, 3-5-95
- 4, Maurice Trotter vs. Northern Iowa, 3-2-96
- 4, Dan Muller vs. Southern Illinois, 2-28-98
- 4, Shawn Jeppson vs. Bradley, 3-4-01
- 4, Vince Greene vs. Southern Illinois, 3-8-03

Most Three-Point FG Attempted

- 12, Tarise Bryson vs. Bradley, 3-4-01
- 10, Skipp Schaeffbauer vs. SMS, 3-3-97
- 8, Skipp Schaeffbauer vs. Indiana State, 3-1-97
- 8, Vince Greene vs. Northern Iowa, 3-5-04
- 7, Rickey Jackson vs. Wichita State, 3-4-89
- 7, Rickey Jackson vs. Drake, 3-3-90

Highest Three-Point FG Percentage (Min. 4 att.)

- 1.000, Shawn Jeppson vs. Drake (6-6), 3-2-02
- 80.0, Maurice Trotter vs. Southern Illinois (4-5), 3-5-95
- 80.0, Maurice Trotter vs. Northern Iowa (4-5), 3-2-96
- 75.0, Richard Thomas vs. Indiana State (3-4), 3-6-93
- 75.0, Jeff Harris vs. Wichita State (3-4), 3-6-88

Most Free Throws Made

- 16, William Anderson vs. Wichita State, 3-3-86
- 12, Michael McKenny vs. Southern Illinois, 3-8-83
- 12, Rickey Jackson vs. Wichita State, 3-4-89
- 10, Tarise Bryson vs. Wichita State, 3-3-00
- 9, Michael McKenny vs. Bradley, 3-10-83
- 9, Mark Zwart vs. Drake, 3-6-84
- 9, Mike VandeGarde vs. Southern Illinois, 3-8-93
- 9, Gregg Alexander vs. Bradley, 3-5-04

Most Free Throws Attempted

- 17, William Anderson vs. Wichita State, 3-3-86
- 14, Rickey Jackson vs. Wichita State, 3-4-89
- 12, Michael McKenny vs. Southern Illinois, 3-8-83
- 12, Mike VandeGarde vs. Southern Illinois, 3-8-93
- 11, Mike VandeGarde vs. Northern Iowa, 3-5-94

Highest Free Throw Percentage (Min. 5 att.)

- 1.000, Michael McKenny (12-12) vs. S. Illinois, 3-8-83
- 1.000, Michael McKenny (9-9) vs. Bradley, 3-10-83
- 1.000, Mark Zwart (9-9) vs. Drake, 3-6-84
- 1.000, Scott Fowler (8-8) vs. Northern Iowa, 3-7-92

- 1.000, Tony Holifield (6-6) at Wichita State, 3-2-87
- 1.000, Rickey Jackson (6-6) vs. Wichita State, 3-6-88
- 1.000, Thomas Hunter (6-6) vs. Drake, 3-7-93
- 1.000, Rico Hill (6-6) vs. SMS, 3-3-97
- 1.000, Vince Greene (5-5) vs. Southern Illinois, 3-8-03

Most Rebounds

- 15, Derrick Sanders vs. Bradley, 3-4-86
- 13, Cliff Peterson at Bradley, 3-8-88
- 12, Rick Lamb vs. Drake, 3-2-82
- 12, Rickey Jackson vs. Wichita State, 3-4-89
- 11, Rick Lamb vs. Tulsa, 3-12-83
- 11, Cliff Peterson vs. Wichita State, 3-6-88

Most Assists

- 12, Todd Starks vs. Indiana State, 2-28-87
- 11, Michael McKenny at Bradley, 3-4-82
- 11, Jamar Smiley vs. Southern Illinois, 2-2-98
- 10, Jamar Smiley vs. Indiana State, 3-1-97
- 9, Todd Starks at Wichita State, 3-2-87
- 9, Randy Blair vs. Creighton, 3-4-90

Most Blocked Shots

- 4, Mike VandeGarde vs. Drake, 3-1-91
- 4, Mike VandeGarde vs. Northern Iowa, 3-7-92
- 3, Sam Skarich vs. Wichita State, 3-4-89
- 3, Mike VandeGarde vs. Southwest Missouri, 3-8-92
- 2, 10 times, last by Thomas Hunter vs. Northern Iowa, 3-5-94

Most Steals

- 6, Tony Holifield vs. Drake, 3-5-88
- 4, Lou Stefanovic vs. Indiana State, 3-5-85
- 4, Matt Taphorn vs. Bradley, 3-4-86
- 4, Jamar Smiley vs. Northern Iowa, 3-2-97
- 4, Shawn Jeppson vs. Drake, 3-2-02
- 4, Baboucarr Bojang vs. Creighton, 3-3-02

Opponent Bests

Most Points

- 32, Bob Harstad (Creighton), 3-4-90
- 30, Randy Blocker (Northern Iowa), 3-5-94
- 29, Hersey Hawkins (Bradley), 3-8-88
- 29, Danny Moore (SMS), 3-3-97
- 29, Luke McDonald (Drake), 3-2-02

Most Field Goals Made

- 13, Bob Harstad (Creighton), 3-4-90
- 11, Randy Blocker (Northern Iowa), 3-5-94
- 11, Jermain Dearman (Southern Illinois), 3-8-03
- 10, Ricky Ross (Tulsa), 3-12-83
- 10, Cam Johnson (Northern Iowa), 3-5-94
- 10, Luke McDonald (Drake), 3-2-02

Most Field Goals Attempted

- 24, Cam Johnson (Northern Iowa), 3-5-94
- 22, Bob Harstad (Creighton), 3-4-90
- 22, Randy Blocker (Northern Iowa), 3-5-94
- 21, Ricky Ross (Tulsa), 3-12-83
- 21, Johnny Murdock (Southwest Missouri), 3-4-95
- 21, Chris Carr (Southern Illinois), 3-5-95

Highest FG Percentage (Min. 10 att.)

- 80.0, Luke Jackson, Bradley (8-10), 3-8-88
- 75.0, Jerry Jones, Southern Illinois, (9-12), 3-6-90
- 70.0, Vernon Moore, Creighton (7-10), 3-8-84
- 70.0, Sam Roark, Drake (7-10), 3-3-90
- 66.7, Jim Cruse, Indiana State (8-12), 3-1-97

Most Three-Point FG Made

- 5, Greg Thomas (Indiana State), 3-6-93
- 5, Darian DeVries (Northern Iowa), 3-2-96
- 4, Matt Wynn (Southern Illinois), 3-6-90
- 4, Johnny Murdock (Southwest Missouri), 3-4-95
- 4, Chris Thunnel (SMS), 2-28-98
- 4, Corie Brandon (Creighton), 2-27-99

Most Three-Point FG Attempted

- 11, Greg Thomas (Indiana State), 3-6-93
- 10, Cam Johnson (Northern Iowa), 3-5-94

- 10, Johnny Murdock (Southwest Missouri), 3-4-95
- 10, Shea Seals (Tulsa), 3-3-96
- 9, Darian DeVries (Northern Iowa), 3-2-96

Highest Three-Point FG Percentage (Min. 4 att.)

- 75.0, Anthony Edwards, Southwest Missouri (3-4), 3-4-95
- 66.7, Matt Wynn, Southern Illinois (4-6), 3-6-90
- 55.6, Darian DeVries, Northern Iowa (5-9), 3-2-96
- 50.0, Brian Carpenter, Northern Iowa (2-4), 3-5-94
- 45.5, Greg Thomas, Indiana State (5-11), 3-6-93

Most Free Throws Made

- 11, Paul Pressey (Tulsa), 3-6-82
- 10, Chris Lowery (Southern Illinois), 3-8-93
- 10, Rashad Tucker (Southern Illinois), 2-28-98
- 9, Hersey Hawkins (Bradley), 3-8-88
- 9, Kai Nurnberger (Southern Illinois), 3-5-89
- 9, Danny Moore (SMS), 3-3-97

Most Free Throws Attempted

- 15, Paul Pressey (Tulsa), 3-6-82
- 13, Chris Lowery (Southern Illinois), 3-8-93
- 12, Jason Daisy (Northern Iowa), 3-2-97
- 11, Bruce Vanley (Tulsa), 3-6-82
- 11, Danny Moore (SMS), 3-3-97
- 11, Rashad Tucker (Southern Illinois), 2-28-98

Highest Free Throw Percentage (Min. 5 att.)

- 1.000, Barney Mines, Bradley (5-5), 3-4-82
- 1.000, Tony Twitty, Indiana State (5-5), 2-28-87
- 1.000, Bob Harstad, Creighton (6-6), 3-4-90
- 1.000, Stetson Hairtson, Southern Illinois (5-5), 3-8-03
- 90.0, Kai Nurnberger, Southern Illinois (9-10), 3-5-89
- 90.0, Rashad Tucker, Southern Illinois (10-11), 2-28-98

Most Rebounds

- 20, Rick Shipley (Southern Illinois), 3-5-89
- 17, Gregory Brandon (Creighton), 3-8-84
- 14, Clint Thomas (Southwest Missouri), 3-4-95
- 13, Marcus Timmons (Southern Illinois), 3-8-93
- 13, Ashraf Amaya (Southern Illinois), 3-8-93

Most Assists

- 15, Jeremy Stanton (Evansville), 3-3-01
- 14, Anthony Manuel (Bradley), 3-8-88
- 9, Kai Nurnberger (Southern Illinois), 3-5-89
- 8, Rick Fields (Indiana State), 3-5-85
- 8, Ryan Bettenhausen (SMS), 3-3-97

Most Blocked Shots

- 10, Benjamin Benoit (Creighton), 3-8-84
- 4, Jeffrey Rabey (Bradley), 3-3-01
- 3, Donald Powell (Bradley), 3-4-86
- 3, Anthony Manuel (Bradley), 3-8-88
- 3, Hersey Hawkins (Bradley), 3-8-88
- 3, Calvin Tillis (Drake), 3-1-91
- 3, Randy Blocker (Northern Iowa), 3-5-94
- 3, Marcus Timmons (Southern Illinois), 3-5-95

Most Steals

- 5, John Holterhaus (Northern Iowa), 3-5-94
- 5, Shea Seals (Tulsa), 3-3-96
- 5, Rod Thompson (Tulsa), 3-3-96
- 5, Rashad Tucker (Southern Illinois), 2-28-98
- 4, James Copeland (Southern Illinois), 3-8-83
- 4, Steve Harris (Tulsa), 3-12-83
- 4, Joe Griffin (Wichita State), 3-6-88
- 4, Curt Smith (Drake), 3-7-93
- 4, Chris Carr (Southern Illinois), 3-5-95
- 4, Matt Woodley (Drake), 2-26-99
- 4, Rodney Buford (Creighton), 2-27-99
- 4, Jason Perez (Wichita State), 3-3-00



MISSOURI VALLEY CONFERENCE TOURNAMENT RECORDS

Individual – Tournament

Most Points

- 81, Rico Hill (3 games), 1997
- 58, Tony Holifield (3 games), 1988
- 56, Mike VandeGarde (3 games), 1993
- 52, Rickey Jackson (3 games), 1990
- 49, Jarrod Coleman (3 games), 1990

Most Field Goals Made

- 33, Rico Hill (3 games), 1997
- 21, Tony Holifield (3 games), 1988
- 21, Rico Hill (3 games), 1998
- 18, Jarrod Coleman (3 games), 1990
- 17, Hank Cornley (3 games), 1982
- 17, Mike VandeGarde (3 games), 1993
- 17, LeRoy Watkins (3 games), 1998

Most Field Goals Attempted

- 61, Rico Hill (3 games), 1997
- 40, Rickey Jackson (3 games), 1990
- 36, Rico Hill (3 games), 1998
- 35, Rick Lamb (3 games), 1982
- 34, Tony Holifield (3 games), 1988

Highest FG Percentage (Min. 7 att.)

- 90.9, Kenny Wright (10-11), 1995
- 85.7, Lou Stefanovic (6-7), 1983
- 85.7, Dirk Williams (6-7), 2001
- 85.7, Greg Dilligard (6-7), 2004
- 83.3, Jarrod Coleman (10-12), 1987

Most Three-Point FG Made

- 9, Rickey Jackson (3 games), 1990
- 9, Skipp Schaeffbauer (3 games), 1997
- 8, Dan Muller (3 games), 1998
- 7, Shawn Jeppson (2 games), 2001
- 7, Shawn Jeppson (2 games), 2002

Most Three-Point FG Attempted

- 22, Skipp Schaeffbauer (3 games), 1997
- 19, Rickey Jackson (3 games), 1990
- 17, Tarise Bryson (2 games), 2001
- 14, Richard Thomas (3 games), 1993
- 14, Dan Muller (3 games), 1997
- 14, Dan Muller (3 games), 1998
- 14, Shawn Jeppson (2 games), 2001

Highest Three-Point FG Percentage (Min. 5 att.)

- 83.3, Gregg Alexander (5-6), 2003
- 80.0, Shawn Jeppson (4-5), 1999
- 77.8, Shawn Jeppson (7-9), 2002
- 62.5, Vince Greene (5-8), 2003
- 57.1, Gregg Alexander (4-7), 2002
- 57.1, Dan Muller (8-14), 1998

Most Free Throws Made

- 27, Michael McKenny (3 games), 1983
- 19, Mike VandeGarde (3 games), 1993
- 17, William Anderson (2 games), 1986
- 16, Tony Holifield (3 games), 1988
- 16, Rickey Jackson (2 games), 1989
- 16, Thomas Hunter (3 games), 1993

Most Free Throws Attempted

- 28, Michael McKenny (3 games), 1983
- 25, Mike VandeGarde (3 games), 1993
- 20, Tony Holifield (3 games), 1988
- 20, Thomas Hunter (3 games), 1993
- 19, William Anderson (2 games), 1986

Highest Free Throw Percentage (Min. 10 att.)

- 1.000, Mark Zwart (13-13), 1984
- 1.000, Hank Cornley (10-10), 1982
- 96.4, Michael McKenny (27-28), 1983

- 92.3, Jeff Harris (12-13), 1988
- 90.0, Scott Fowler (9-10), 1992
- 90.0, Gregg Alexander (9-10), 2004

Most Rebounds

- 29, Rick Lamb (3 games), 1983
- 29, Rick Lamb (3 games), 1982
- 28, Cliff Peterson (3 games), 1988
- 21, Derrick Sanders (2 games), 1986
- 21, LeRoy Watkins (3 games), 1997

Most Assists

- 21, Todd Starks (2 games), 1987
- 20, Jamar Smiley (3 games), 1998
- 19, Jamar Smiley (3 games), 1997
- 19, Randy Blair (3 games), 1990
- 17, Michael McKenny (3 games), 1982

Most Blocked Shots

- 7, Mike VandeGarde (2 games), 1992
- 4, Mike VandeGarde (3 games), 1993
- 4, Mike VandeGarde (1 game), 1991
- 4, LeRoy Watkins (3 games), 1998
- 3, Tony Holifield (3 games), 1988
- 3, Derrick Sanders (2 games), 1989
- 3, Sean Riley (2 games), 1999
- 3, Marcus Arnold (2 games), 2004

Most Steals

- 7, Jamar Smiley (3 games), 1997
- 7, Rickey Jackson (3 games), 1988
- 6, Todd Starks (2 games), 1987
- 6, Tony Holifield (3 games), 1988
- 6, Scott Fowler (3 games), 1990

Most Minutes

- 120, Rick Lamb (3 games), 1982
- 108, Rick Lamb (3 games), 1983
- 107, Rickey Jackson (3 games), 1990
- 107, Michael McKenny (3 games), 1983
- 106, Richard Thomas (3 games), 1993

Team – Tournament

Most Points

- 242 (3 games), 1998
- 227 (3 games), 1990
- 227 (3 games), 1983
- 216 (3 games), 1997
- 192 (3 games), 1992

Highest Scoring Average (Min. 2 games)

- 80.7 (3 games), 1998
- 75.7 (3 games), 1983
- 75.7 (3 games), 1990
- 75.0 (2 games), 1984
- 73.5 (2 games), 2001

Most Field Goals Made

- 95 (3 games), 1998
- 82 (3 games), 1990
- 76 (3 games), 1983
- 71 (3 games), 1982
- 71 (3 games), 1997

Most Field Goals Attempted

- 169 (3 games), 1997
- 168 (3 games), 1990
- 158 (3 games), 1998
- 148 (3 games), 1982
- 147 (3 games), 1988

Highest Field Goal Percentage

- 60.1 (3 games), 1998
- 54.2 (1 game), 1994

- 53.9 (3 games), 1983
- 50.0 (2 games), 1986
- 49.5 (2 games), 1995

Most Three-Point Field Goals Made

- 23 (3 games), 1997
- 18 (2 games), 2001
- 14 (3 games), 1998
- 14 (3 games), 1993
- 13 (2 games), 2002

Most Three-Point Field Goals Attempted

- 58 (3 games), 1997
- 42 (2 games), 2001
- 38 (3 games), 1998
- 36 (3 games), 1993
- 30 (2 games), 2004

Highest Three-Point Percentage

- 61.9 (2 games), 2002
- 54.5 (2 games), 2003
- 42.9 (2 games), 2001
- 41.4 (3 games), 1990
- 40.0 (2 games), 2004

Most Free Throws Made

- 75 (3 games), 1983
- 51 (3 games), 1988
- 51 (3 games), 1990
- 51 (3 games), 1997
- 46 (3 games), 1982

Most Free Throws Attempted

- 93 (3 games), 1983
- 73 (3 games), 1997
- 71 (3 games), 1990
- 69 (3 games), 1988
- 65 (3 games), 1993

Highest Free Throw Percentage

- 90.5 (2 games), 1984
- 86.2 (2 games), 2001
- 85.7 (1 game), 2000
- 83.6 (3 games), 1982
- 83.0 (2 games), 1992

Most Rebounds

- 117 (3 games), 1997
- 106 (3 games), 1983
- 102 (3 games), 1998
- 97 (3 games), 1990
- 92 (3 games), 1988

Most Assists

- 65 (3 games), 1998
- 49 (3 games), 1990
- 43 (3 games), 1997
- 40 (3 games), 1982
- 38 (3 games), 1988

Most Blocked Shots

- 10 (2 games), 1989
- 9 (3 games), 1983
- 9 (3 games), 1998
- 8 (2 games), 1992
- 7 (3 games), 1988

Most Steals

- 25 (3 games), 1983
- 23 (3 games), 1993
- 23 (3 games), 1990
- 21 (3 games), 1997
- 19 (2 games), 2002



ILLINOIS STATE'S ALL-TIME VALLEY TOURNAMENT STATISTICS (Continued)

Player	GP	GS	Min	Avg	TOTAL			3-PTS			FT	FTA	Pct	REBOUNDS				PF	FO	A	TO	Blk	Stl	Pts	Avg	
					FG	FGA	Pct	3FG	FGA	Pct				Off	Def	Tot	Avg									
KRAATZ, Mark	1	0	2	2.0	0	0	.000	0	0	.000	0	0	.000	0	0	0	0.0	0	0	0	0	0	0	0	0	0.0
LAMB, Rick	6	6	228	38.0	32	67	.478	0	0	.000	15	30	.500	18	40	58	9.7	21	1	10	8	0	6	78	13.0	
LITWILLER, Jon	2	0	11	5.5	2	2	1.000	0	0	.000	0	0	.000	0	1	1	0.5	2	0	1	0	0	1	4	2.0	
LUCZYWKO, Dan	1	1	19	19.0	0	0	.000	0	0	.000	4	4	1.000	0	0	0	0.0	4	0	0	1	1	1	4	4.0	
MALAINE, Raynard	6	3	134	22.3	11	23	.478	0	0	.000	16	20	.800	3	12	15	2.5	19	1	9	12	1	3	38	6.3	
MAZANOWSKI, Chad	5	0	10	2.0	2	2	1.000	0	0	.000	0	0	.000	1	1	2	0.4	1	0	0	0	0	1	4	0.8	
McKENNY, Michael	9	9	285	31.7	34	58	.586	0	0	.000	28	32	.875	13	19	32	3.6	25	0	43	23	2	6	96	10.7	
MILLER, Matt	2	0	4	2.0	0	0	.000	0	0	.000	0	0	.000	0	0	0	0.0	0	0	0	0	0	0	0	0.0	
MORROS, Sean	1	0	1	1.0	0	0	.000	0	0	.000	0	1	.000	0	0	0	0.0	1	0	0	0	0	0	0	0.0	
MULLER, Dan	10	10	320	32.0	37	77	.481	18	42	.429	30	38	.789	13	39	52	5.2	21	1	19	18	4	11	122	12.2	
PARKIN, Vann	1	0	1	1.0	0	0	.000	0	0	.000	0	0	.000	0	0	0	0.0	0	0	0	0	0	0	0	0.0	
PEMBERTON, Jon	7	0	93	13.3	7	14	.500	0	1	.000	7	11	.636	5	11	16	2.3	0	0	0	5	0	3	21	3.0	
PETERSON, Cliff	7	5	157	22.4	20	44	.455	0	0	.000	6	15	.400	19	28	47	6.7	23	0	7	11	2	3	46	6.6	
PHIFER, Jay	1	0	1	1.0	0	0	.000	0	0	.000	0	0	.000	0	0	0	0.0	0	0	0	0	0	0	0	0.0	
PIERSON, Kenneth	9	0	48	5.3	4	10	.400	0	0	.000	2	5	.400	3	5	8	0.9	1	0	1	1	1	2	10	1.1	
PORTER, Andy	2	0	2	1.0	0	0	.000	0	0	.000	0	0	.000	0	0	0	0.0	0	0	0	0	0	0	0	0.0	
REID, Casey	4	2	44	11.0	2	2	1.000	0	0	.000	3	3	1.000	1	4	5	1.3	5	0	3	4	2	1	7	1.8	
RICE, Randy	4	4	120	30.0	5	18	.278	2	4	.500	4	5	.800	0	10	10	2.5	6	0	22	6	0	6	16	4.0	
RILEY, Sean	2	2	73	36.5	7	18	.389	0	1	.000	4	6	.667	3	11	14	7.0	7	0	5	6	3	2	18	9.0	
ROBERTS, Sonny	9	2	78	8.7	9	18	.500	0	0	.000	8	10	.800	7	6	13	1.4	7	0	3	3	0	1	26	2.9	
SANDERS, Derrick	7	5	137	19.6	14	43	.326	0	0	.000	4	8	.500	10	30	40	5.7	20	0	4	4	0	1	32	4.6	
SCHAEFBAUER, Skip	4	3	98	24.5	10	30	.333	10	24	.417	3	4	.750	4	7	11	2.8	8	0	7	2	0	1	33	8.3	
SMILEY, Jamar	10	8	255	25.5	21	49	.429	3	10	.300	18	31	.581	5	27	32	3.2	17	0	58	29	1	11	63	6.3	
SMITH, P.J.	1	1	30	30.0	4	8	.500	1	3	.333	5	5	1.000	2	3	5	5.0	3	0	1	4	0	2	14	14.0	
SKARICH, Sam	6	0	79	13.2	3	14	.214	0	6	.000	5	7	.714	0	5	5	0.8	6	0	8	3	3	3	11	1.8	
STARKS, Todd	4	1	74	18.5	8	18	.444	1	1	1.000	0	2	.000	0	7	7	1.8	8	0	11	7	1	5	17	4.3	
STEFANOVIC, Lou	8	3	131	16.4	22	48	.458	0	0	.000	6	9	.667	5	23	28	3.5	15	1	6	6	2	8	52	6.5	
STOKES, Derek	5	2	36	7.2	1	1	1.000	0	0	.000	3	4	.750	1	4	5	1.0	5	0	1	2	3	0	5	1.0	
STOTLER, Nic	4	0	5	1.3	0	1	.000	0	0	.000	0	3	.000	0	0	0	0.0	0	0	0	3	0	1	0	0.0	
STRANDMARK, Andy	5	1	82	16.4	4	12	.333	0	0	.000	7	9	.778	3	14	17	3.4	12	0	3	4	4	1	15	3.0	
TAPHORN, Matt	8	6	159	19.9	17	42	.405	4	11	.364	12	18	.667	4	14	18	2.3	24	1	16	12	0	9	50	6.3	
TAYLOR, Scott	7	7	189	27.0	19	41	.463	2	7	.286	12	19	.632	10	20	30	4.3	18	0	4	14	0	2	52	7.4	
THOMAS, Richard	9	9	305	33.9	25	71	.352	8	24	.333	26	34	.765	12	17	29	3.2	23	0	22	19	0	13	84	9.3	
TROC, Kevin	2	0	6	3.0	0	0	.000	0	0	.000	0	0	.000	0	0	0	0.0	0	0	0	0	0	0	0	0.0	
TROTTER, Maurice	4	4	120	30.0	18	44	.409	9	19	.474	9	12	.750	1	16	17	4.3	11	1	3	6	0	0	54	13.5	
TYUS, Dwayne	4	3	91	22.8	13	24	.542	0	0	.000	7	8	.875	1	2	3	.750	4	0	3	6	0	2	33	8.3	
VAN VELZEN, Ronald	4	0	8	2.0	2	3	.667	0	0	.000	1	2	.500	1	3	4	1.0	0	0	0	0	0	0	5	1.3	
VANDEGARDE, Mike	7	5	210	30.0	32	63	.508	3	3	1.000	37	52	.712	10	32	42	6.0	23	1	11	29	16	6	104	14.9	
WATKINS, LeRoy	10	10	264	26.4	33	60	.550	0	0	.000	18	33	.545	17	40	57	5.7	31	0	7	15	9	4	84	8.4	
WEICHMAN, Ryan	1	0	1	1.0	0	0	.000	0	0	.000	0	0	.000	0	0	0	0.0	0	0	0	0	0	0	0	0.0	
WEMHOENER, Todd	7	6	176	25.1	7	21	.333	3	9	.333	10	13	.769	2	15	17	2.4	20	1	15	16	0	3	27	3.9	
WHITE, Dale	3	0	75	25.0	10	22	.455	0	0	.000	4	4	1.000	1	7	8	2.7	6	0	7	1	1	2	24	8.0	
WILLIAMS, Dirk	2	0	37	18.5	6	7	.857	2	2	1.000	0	0	.000	3	3	6	3.0	4	0	1	1	0	1	14	7.0	
WILLIAMS, Victor	2	2	78	39.0	8	18	.444	3	8	.375	1	2	.500	1	5	6	3.0	4	0	8	7	0	1	20	10.0	
WILLIAMS, Xavier	3	0	23	7.7	7	12	.583	0	0	.000	4	4	1.000	2	2	4	1.3	2	0	2	0	2	2	18	6.0	
WRIGHT, Kenny	4	3	65	16.3	15	18	.833	0	0	.000	8	15	.533	3	11	14	3.5	13	0	2	8	1	2	38	9.5	
ZWART, Mark	8	5	179	22.4	21	37	.568	0	0	.000	19	22	.864	14	18	32	4.0	22	1	7	6	4	3	61	7.6	



ILLINOIS STATE'S MISSOURI VALLEY CONFERENCE TOURNAMENT GAME-BY-GAME

Name	Year	Score	FG-FGA%	3FG-3FGA%	FT-FTA%	OR-DR-TR	F	A	TO	B	S
REDBIRDS	2004	W, 76-56	22-46/47.8%	8-16/50.0%	24-26/92.3%	4-33-37	18	15	12	1	4
Bradley			22-60/36.7%	7-22/31.8%	5-13/38.5%	11-20-31	20	5	12	1	8
REDBIRDS	2004	L, 68-54	21-46/45.7%	4-14/36.4%	8-13/61.5%	5-23-28	21	4	15	3	5
Northern Iowa			24-46/52.2%	4-11/36.4%	16-25/64.0%	5-23-28	17	11	10	1	7
REDBIRDS	2003	W, 63-62	26-51/51.0%	4-9/44.4%	7-13/53.8%	9-19-28	19	13	13	4	4
Drake			18-45/40.0%	6-17/35.3%	20-23/87.0%	8-18-26	13	11	12	4	6
REDBIRDS	2003	L, 63-75	21-47/44.7%	8-13/61.5%	13-18/72.2%	8-21-29	21	10	15	1	5
Southern Illinois			27-54/50.0%	4-13/30.8%	17-20/85.0%	7-20-27	16	12	8	2	8
REDBIRDS	2002	W, 64-63	23-50/46.0%	9-14/64.3%	9-10/90.0%	6-17-23	14	12	10	2	9
Drake			24-48/50.0%	10-19/52.6%	5-6/83.3%	8-22-30	16	12	15	2	3
REDBIRDS	2002	L, 63-90	24-57/42.1%	4-7/57.1%	11-15/73.3%	10-12-22	21	9	12	1	10
Creighton			28-48/58.3%	13-23/56.5%	21-26/80.8%	10-25-35	18	18	15	6	8
REDBIRDS	2001	W, 81-77	30-62/48.4%	8-15/53.3%	13-17/76.5%	11-17-28	11	18	6	4	9
Evansville			32-55/58.2%	11-23/47.8%	2-3/66.7%	6-23-29	15	22	15	6	0
REDBIRDS	2001	L, 66-73	22-54/40.7%	10-27/37.0%	12-12/100%	8-24-32	19	11	13	2	4
Bradley			25-51/49.0%	5-14/35.7%	18-23/78.3%	7-24-31	14	18	8	7	5
REDBIRDS	2000	L, 55-70	11-36/30.6%	3-16/18.8%	30-35/85.7%	8-22-30	18	5	22	2	6
Wichita State			24-53/45.3%	7-17/41.2%	15-20/75.0%	10-22-32	26	13	15	1	10
REDBIRDS	1999	W, 51-47	16-44/36.4%	4-15/26.7%	15-20/75.0%	9-25-34	14	10	12	3	4
Drake			19-59/32.3%	6-21/28.6%	3-9/33.3%	16-22-38	20	10	10	0	7
REDBIRDS	1999	L, 63-68	26-53/49.1%	4-9/44.4%	7-10/70.0%	9-23-32	14	15	16	3	7
Creighton			23-58/39.75%	10-27/37.0%	12-16/75.0%	13-19-32	10	11	12	3	10
REDBIRDS	1998	W, 83-73	35-53/66.0%	6-14/42.9%	7-18/38.9%	5-26-31	15	31	15	3	6
Southern Illinois			27-71/38.0%	6-21/28.6%	13-16/81.3%	20-20-40	16	15	13	1	9
REDBIRDS	1998	W, 75-54	29-49/59.2%	3-12/25.0%	14-24/58.3%	8-32-40	16	14	16	2	4
Wichita State			20-61/32.8%	6-27/22.2%	8-13/58.3%	10-18-28	21	7	14	2	
REDBIRDS	1998	W, 84-74	31-56/55.4%	5-12/41.7%	17-20/80.5%	6-25-31	18	20	11	4	5
SMS			25-65/38.5%	7-23/30.4%	17-26/65.4%	19-21-40	18	19	13	1	7
REDBIRDS	1997	W, 72-58	23-51/45.1%	10-22/45.5%	16-24/66.7%	15-28-43	13	15	16	4	6
Indiana State			23-60/38.3%	5-23/21.7%	7-12/58.3%	13-19-32	2	11	12	0	7
REDBIRDS	1997	W, 69-65	24-59/40.7%	5-17/29.4%	16-25/64.0%	13-22-35	26	12	11	1	8
Northern Iowa			22-60/36.7%	3-19/15.8%	18-26/69.2%	20-27-47	21	13	16	2	6
REDBIRDS	1997	W, 75-72	24-59/40.7%	8-19/42.1%	19-24/79.2%	13-26-39	18	16	14	1	7
SMS			26-52/50.0%	6-19/31.6%	14-20/70.0%	5-25-30	20	17	15	1	7
REDBIRDS	1996	W, 64-58	21-50/42.0%	5-13/38.5%	17-28/60.7%	12-26-38	17	14	13	1	5
Northern Iowa			20-51/39.2%	9-24/37.5%	9-12/75.0%	7-25-32	25	14	14	4	5
REDBIRDS	1996	L, 52-69	18-47/38.3%	3-16/18.8%	13-18/72.2%	4-30-34	22	11	21	5	6
Tulsa			25-62/40.3%	7-24/18.9%	12-22/72.2%	15-28-43	19	16	14	3	14
REDBIRDS	1995	W, 75-72	30-53/56.6%	3-9/33.3%	12-15/80.0%	8-23-31	21	18	11	1	3
SMS			26-58/44.8%	10-18/55.6%	10-17/58.8%	13-17-30	13	15	9	0	4



ILLINOIS STATE'S MISSOURI VALLEY CONFERENCE TOURNAMENT GAME-BY-GAME (CONTINUED)

Table with columns: Name, Year, Score, FG-FGA%, 3FG-3FGA%, FT-FTA%, OR-DR-TR, F, A, TO, B, S. Rows include games between Southern Illinois, Northern Iowa, Indiana State, Drake, Creighton, Wichita State, and Bradley from 1986 to 1995.



ILLINOIS STATE'S MISSOURI VALLEY CONFERENCE TOURNAMENT GAME-BY-GAME (CONTINUED)

Name	Year	Score	FG-FGA/%	3FG-3FGA/%	FT-FTA/%	OR-DR-TR	F	A	TO	B	S
REDBIRDS	1985	L, 61-66	27-62/43.5%	na	7-16/43.4%	11-24-35	22	18	10	7	2
Indiana State			25-57/43.9%	na	16-25/64.0%	12-30-42	17	15	13	2	4
REDBIRDS	1984	W, 91-62	31-60/51.7%	na	29-32/90.6%	13-26-39	15	16	11	2	9
Drake			26-59/44.1%	na	10-18/55.6%	12-17-29	26	11	23	1	3
REDBIRDS	1984	L, 59-69	25-59/42.3%	na	9-10/90.0%	11-14-25	23	13	6	2	6
Creighton			26-46/56.5%	na	17-26/65.3%	17-22-39	15	8	16	10	2
REDBIRDS	1983	W, 64-54	20-43/46.5%	na	24-30/80.0%	8-23-31	21	12	9	2	5
Southern Illinois			21-44/47.7%	na	12-20/60.0%	8-22-30	27	7	13	0	5
REDBIRDS	1983	W, 79-61	26-47/55.3%	na	27-34/79.4%	7-29-36	18	11	11	3	3
Bradley			26-59/44.1%	na	9-13/69.2%	8-19-27	28	14	9	0	2
REDBIRDS	1983	W, 84-64	30-51/58.8%	na	24-29/82.7%	11-24-35	22	14	14	4	4
Tulsa			26-66/39.3%	na	12-19/63.1%	12-16-28	23	6	10	2	9
REDBIRDS	1982	W, 56-43	22-42/52.4%	na	12-13/92.3%	7-17-24	14	12	9	1	4
Drake			18-39/46.2%	na	7-9/77.8%	5-15-20	12	5	12	2	4
REDBIRDS	1982	W, 55-50	22-49/44.9%	na	11-15/73.3%	9-23-32	22	15	12	1	2
Bradley			17-45/37.8%	na	16-22/72.7%	7-21-28	16	14	11	3	6
REDBIRDS	1982	L, 77-90	27-57/47.3%	na	23-27/85.2%	8-22-32	37	13	12	2	5
Tulsa			29-64/45.3%	na	32-46/69.5%	24-20-49	23	12	10	3	10



ILLINOIS STATE'S ALL-TIME VALLEY TOURNAMENT BOX SCORES

2004

1st Round

Redbirds 76, Bradley 56

March 5, 2004 • St. Louis, Mo. (Savvis Center)

Box score for Redbirds 76 vs Bradley 56. Columns: Player, FG, 3FG, FT, OR-T, F, P, A, T, B, S, M. Includes players like Arnold, Dilligard, Alexander, Greene, Guidry, Ford, Miller, Plank, Echols.

Box score for Bradley 56 vs Redbirds 76. Columns: Player, FG, 3FG, FT, OR-T, F, P, A, T, B, S, M. Includes players like Somerville, Faulkner, Robinson, Gillingham, Gilbert, Mroz, Paul, Rembert, Tauai, Suggs, Adams.

Halftime: Illinois State 29, Bradley 25; Attendance: 4,785

Quarterfinal

Northern Iowa 68, Redbirds 54

March 6, 2004 • St. Louis, Mo. (Savvis Center)

Box score for Northern Iowa 68 vs Redbirds 54. Columns: Player, FG, 3FG, FT, OR-T, F, P, A, T, B, S, M. Includes players like Arnold, Dilligard, Alexander, Greene, Guidry, Ford, Miller, Plank, Echols, Hill.

Box score for Northern Iowa 54 vs Redbirds 63. Columns: Player, FG, 3FG, FT, OR-T, F, P, A, T, B, S, M. Includes players like Gruber, Schneiderman, Crawford, Jacobson, McKowen, Bennett, Little, Schmit, Stout, Godfred.

Halftime: Northern Iowa 30, Illinois State 26; Attendance:

2003

1st Round

Redbirds 63, Drake 62

March 7, 2003 • St. Louis, Mo. (Savvis Center)

Box score for Redbirds 63 vs Drake 62. Columns: Player, FG, 3FG, FT, OR-T, F, P, A, T, B, S, M. Includes players like Arnold, Reid, Bojang, Alexander, Greene, Burras, Ford, Strandmark, Troc, Guidry.

Box score for Drake 62 vs Redbirds 63. Columns: Player, FG, 3FG, FT, OR-T, F, P, A, T, B, S, M. Includes players like Sola, McDonald, Danielson, Randolph, Robinson, Tracy, Murphy.

Box score for Newman, Powell, Bancroft, Totals. Columns: FG, 3FG, FT, OR-T, F, P, A, T, B, S, M.

Halftime: Illinois State 29, Drake 27; Attendance:

Quarterfinal

Southern Illinois 75, Redbirds 63

March 8, 2003 • St. Louis, Mo. (Savvis Center)

Box score for Southern Illinois 75 vs Redbirds 63. Columns: Player, FG, 3FG, FT, OR-T, F, P, A, T, B, S, M. Includes players like Arnold, Reid, Bojang, Alexander, Greene, Burras, Ford, Troc, Harris, Guidry, Hill, Gillan.

Box score for Southern Illinois 75 vs Redbirds 63. Columns: Player, FG, 3FG, FT, OR-T, F, P, A, T, B, S, M. Includes players like Brooks, Dearman, Willis, Hairston, Williams, Schoen, Korn, Turner, Warren, Carney.

Halftime: Illinois State 31, Southern Illinois 29; Attendance:

2002

Quarterfinal

Redbirds 64, Drake 63

March 2, 2002 • St. Louis, Mo. (Savvis Center)

Box score for Redbirds 64 vs Drake 63. Columns: Player, FG, 3FG, FT, OR-T, F, P, A, T, B, S, M. Includes players like Alexander, Ford, Bojang, Rice, Jeppson, Strandmark, Greene, Mazanowski, Reid.

Box score for Drake 63 vs Redbirds 64. Columns: Player, FG, 3FG, FT, OR-T, F, P, A, T, B, S, M. Includes players like Knight, Sola, Danielson, Randolph, McDonald, Welton, Newman, O'Neil, Bancroft.

Halftime: Drake 33, Illinois State 21; Attendance:

Semifinal

Creighton 90, Redbirds 63

March 3, 2002 • St. Louis, Mo. (Savvis Center)

Box score for Creighton 90 vs Redbirds 63. Columns: Player, FG, 3FG, FT, OR-T, F, P, A, T, B, S, M. Includes players like Alexander, Bojang, Strandmark, Rice, Jeppson, Greene, Mazanowski, Ford, Reid, Gillan.

Box score for Creighton 90 vs Redbirds 63. Columns: Player, FG, 3FG, FT, OR-T, F, P, A, T, B, S, M. Includes players like Lindeman, Korver, Deren, House, McKinney, Bowden, Caro, Dabbert, Taylor, Molz, Grimes.

Halftime: Creighton 47, Illinois State 31; Attendance:

2001

Quarterfinal

Illinois State 81, Evansville 77

March 3, 2001 • St. Louis, Mo. (Savvis Center)

Box score for Illinois State 81 vs Evansville 77. Columns: Player, FG, 3FG, FT, OR-T, F, P, A, T, B, S, M. Includes players like Jeppson, Ford, Beyers, Bryson, Rice, Knight, Williams, Hammock.

Box score for Evansville 77 vs Illinois State 81. Columns: Player, FG, 3FG, FT, OR-T, F, P, A, T, B, S, M. Includes players like Seitz, Snow, Hedde, Stanton, Cuffie, Allara, Runyan, LYTLE.

Halftime: Evansville 39, Illinois State 34; Attendance: 8,946

Semifinal

Bradley 73, Redbirds 66

March 4, 2001 • St. Louis, Mo. (Savvis Center)

Box score for Bradley 73 vs Redbirds 66. Columns: Player, FG, 3FG, FT, OR-T, F, P, A, T, B, S, M. Includes players like Jeppson, Ford, Beyers, Bryson, Rice, Knight, Williams, Strandmark, Mazanowski, Hammock, Gillan.

Box score for Bradley 73 vs Redbirds 66. Columns: Player, FG, 3FG, FT, OR-T, F, P, A, T, B, S, M. Includes players like Cage, Robinson, Rabey, Robinson, Gilbert, Gillingham, Hogue, Hall, Corbitt, Faulkner.

Halftime: Illinois State 37, Bradley 29; Attendance: 10,709

2000

1st Round

Wichita State 70, Redbirds 55

March 3, 2000 • St. Louis, Mo. (Kiel Center)

Box score for Wichita State 70 vs Redbirds 55. Columns: Player, FG, 3FG, FT, OR-T, F, P, A, T, B, S, M. Includes players like Smith, Beyers, Luczywko, Joyce, Bryson, Strandmark.



ILLINOIS STATE'S ALL-TIME VALLEY TOURNAMENT BOX SCORES (CONTINUED)

Box score for Moore, f, Nelson, c, Bettenhausen, g, Holz, g, Fontleroy, Kandlbinder, Ault, Marsh, and Totals.

Box score for Redbirds (75) players: Hill, f, Muller, f, Watkins, c, Schaeffbauer, g, Smiley, g, Hansell, Cartmill, Gibbons, and Totals.

Halftime: Illinois State 42, SMS 31; Attendance: 9,751

1996

Quarterfinal

Redbirds 64, Northern Iowa 58

Box score for Northern Iowa (58) players: Daisy, f, Heying, f, Sims, c, DeVries, g, Carpenter, g, Dzuho, Anderson, Brus, Hawkins, Vandevan, and Totals.

Box score for Redbirds (64) players: Wright, f, Muller, f, Watkins, c, Trotter, g, Smiley, g, Pierson, Cartmill, Cooper, Gibbons, Hill, and Totals.

Halftime: Northern Iowa 35, Illinois State 29; Attendance:

Semifinal

Tulsa 69, Redbirds 52

Box score for Tulsa (69) players: Seals, f, Ruffin, f, Poindexter, c, Bonner, g, Thompson, g, Williams, Platt, Gendron, Love, Hernadi, Rollo, Maldonado, and Totals.

Box score for Redbirds (52) players: Hill, f, Muller, f, Watkins, c, Trotter, g, Smiley, g, Garrett, Wright, Pierson, Cartmill, Cooper, Gibbons, and Totals.

Halftime: Tulsa 33, Illinois State 24; Attendance: 12,681

1995

Quarterfinal

Redbirds 75, SMS 63

Box score for Redbirds 75 players: SWS (63), Kandlbinder, f, Latimer, f, Thomas, c, Murdock, g, Edwards, g, Wilkerson, Hayes, Marsh, and Totals.

Box score for Redbirds (75) players: Wright, f, Muller, f, Kern, c, Trotter, g, Cason, g, Franklin, Smiley, Altadonna, Cooper, Gibbons, and Totals.

Halftime: Illinois State 45, SMS 24; Attendance:

Semifinal

Southern Illinois 72, Redbirds 68

Box score for Southern Illinois (72) players: Timmons, f, Carr, f, Stewart, c, Lusk, g, Hawkins, g, Tucker, Veach, Burzynski, and Totals.

Box score for Redbirds (68) players: Wright, f, Muller, f, Kern, c, Trotter, g, Cason, g, Franklin, Smiley, Altadonna, Cooper, Gibbons, and Totals.

Halftime: Illinois State 37, Southern Illinois 34; Attendance: 13,271

1994

Quarterfinal

Northern Iowa 84, Redbirds 70

Box score for Northern Iowa (84) players: Jones, f, Blocker, f, Sims, c, Carpenter, g, Johnson, g, Madlock, Ellis, Holterhaus, Rice, Anderson, Nierford, and Totals.

Box score for Redbirds (70) players: Taylor, f, Vandegarde, f, Cason, g, Wemhoener, g, Altadonna, Barnes, Litwiller, Kern, and Totals.

Box score for Hill, Cooper, Weichman, Phifer, Porter, and Totals.

Halftime: Northern Iowa 39, Illinois State 35; Attendance: 6,829

1993

Quarterfinal

Redbirds 73, Indiana State 68

Box score for Indiana State (68) players: Edwards, f, Jovanovich, f, Burgess, c, Johnson, g, Thomas, g, Gilbert, Harris, Johnson, Thompson, Maesch, and Totals.

Box score for Redbirds (73) players: Hunter, f, Vandegarde, f, Taylor, c, Thomas, g, Wemhoener, g, Kern, Fitch, Kagal, Barnes, Altadonna, and Totals.

Halftime: Illinois State 38, Indiana State 38; Attendance:

Semifinal

Redbirds 60, Drake 59

Box score for Drake (59) players: Dafney, f, Celestine, f, Stanley, c, Allen, g, Smith, g, Allen, King, Surla, Stater, and Totals.

Box score for Redbirds (60) players: Taylor, f, Vandegarde, f, Hunter, c, Thomas, g, Wemhoener, g, Kern, Altadonna, Kagal, Barnes, Fitch, and Totals.

Halftime: Drake 32, Illinois State 20; Attendance:

Championship

Southern Illinois 70, Redbirds 59

Box score for Southern Illinois (70) players: Pavlovic, f, Timmons, f, Amaya, c, Lowery, g, Bell, g, Lusk, Carr, Johnson, Hughley, Burzynski, Piper, Pace, and Totals.



ILLINOIS STATE'S ALL-TIME VALLEY TOURNAMENT BOX SCORES (CONTINUED)

Table with columns for player name, FG, 3FG, FT, OR-T, F, P, A, T, B, S, M. Lists Redbirds (59) players and their statistics.

Halftime: Illinois State 39, Southern Illinois 38; Attendance: 10,877

1992

Quarterfinal

Redbirds 70, Northern Iowa 58

Table for 1992 Quarterfinal game. Columns: player name, FG, 3FG, FT, OR-T, F, P, A, T, B, S, M.

Table for 1992 Quarterfinal game. Columns: player name, FG, 3FG, FT, OR-T, F, P, A, T, B, S, M.

Halftime: Illinois State 36, Northern Iowa 35; Attendance:

Semifinal

SMS (61), Redbirds 58 (ot)

Table for 1992 Semifinal game. Columns: player name, FG, 3FG, FT, OR-T, F, P, A, T, B, S, M.

Table for 1992 Semifinal game. Columns: player name, FG, 3FG, FT, OR-T, F, P, A, T, B, S, M.

Halftime: SMS 24, Illinois State 23; Attendance: 7,429

1991

1st Round

Drake 57, Redbirds 55

Table for 1991 1st Round game. Columns: player name, FG, 3FG, FT, OR-T, F, P, A, T, B, S, M.

Table for 1991 1st Round game. Columns: player name, FG, 3FG, FT, OR-T, F, P, A, T, B, S, M.

Halftime: Illinois State 24, Drake 16; Attendance: 1,400

1990

Quarterfinal

Redbirds 77, Drake 62

Table for 1990 Quarterfinal game. Columns: player name, FG, 3FG, FT, OR-T, F, P, A, T, B, S, M.

Table for 1990 Quarterfinal game. Columns: player name, FG, 3FG, FT, OR-T, F, P, A, T, B, S, M.

Halftime: Illinois State 32, Drake 31; Attendance:

2nd Round

Redbirds 69, Creighton 64

Table for 1990 2nd Round game. Columns: player name, FG, 3FG, FT, OR-T, F, P, A, T, B, S, M.

Table for 1990 2nd Round game. Columns: player name, FG, 3FG, FT, OR-T, F, P, A, T, B, S, M.

Table for 1991 1st Round game. Columns: player name, FG, 3FG, FT, OR-T, F, P, A, T, B, S, M.

Halftime: Illinois State 36, Creighton 30; Attendance: 8,653

Championship

Redbirds 81, Southern Illinois 78

Table for 1991 Championship game. Columns: player name, FG, 3FG, FT, OR-T, F, P, A, T, B, S, M.

Table for 1991 Championship game. Columns: player name, FG, 3FG, FT, OR-T, F, P, A, T, B, S, M.

Halftime: Illinois State 42, Southern Illinois 33; Attendance:

1989

Quarterfinal

Redbirds 66, Wichita State 60

Table for 1989 Quarterfinal game. Columns: player name, FG, 3FG, FT, OR-T, F, P, A, T, B, S, M.

Table for 1989 Quarterfinal game. Columns: player name, FG, 3FG, FT, OR-T, F, P, A, T, B, S, M.

Halftime: Wichita State 33, Illinois State 30; Attendance: 8,890

Semifinal

Southern Illinois 69, Redbirds 61

Table for 1989 Semifinal game. Columns: player name, FG, 3FG, FT, OR-T, F, P, A, T, B, S, M.

Table for 1989 Semifinal game. Columns: player name, FG, 3FG, FT, OR-T, F, P, A, T, B, S, M.



ILLINOIS STATE'S ALL-TIME VALLEY TOURNAMENT BOX SCORES (CONTINUED)

Box score for Nurnberger, g through Busch, with totals 23-69, 3-8, 20-26, 22-51, 11 69 15, 8 3 7 200.

Halftime: Southern Illinois 30, Illinois State 30; Attendance: 8,870

1988

Quarterfinal

Redbirds 72, Drake 60

March 5, 1988 • Peoria, Ill. (Carver Arena)

Box score for Drake (60) players including Stuckey, f, Roark, f, Friedrick, c, Berger, g, Martin, g, Woodson, Zingg, Roberson, Kirby, with totals 21-50, 5-14, 13-15, 9-31, 24 60 8, 2 1 6 200.

Box score for Redbirds (72) players including Peterson, f, Holifield, f, Coleman, c, Taphorn, g, Jackson, g, Harris, Pemberton, Blair, Stokes, Roberts, with totals 22-51, 0-3, 28-31, 10-31, 16 72 15, 12 4 11 200.

Halftime: Illinois State 40, Drake 28; Attendance: 4,785

Semifinal

Redbirds 59, Wichita State 51

March 6, 1988 • Peoria, Ill. (Carver Arena)

Box score for Redbirds (59) players including Peterson, f, Holifield, f, Coleman, c, Taphorn, g, Jackson, g, Harris, Blair, Pemberton, Roberts, Stokes, with totals 18-34, 6-7, 17-24, 2-25, 23 59 13, 14 1 17 200.

Box score for Wichita State (51) players including Hill, f, Praylow, f, Radunovich, c, Griffin, g, Praylow, g, Cooper, Guffrovich, Grayer, Kosich, with totals 18-45, 6-17, 20-23, 8-26, 13 62 11, 12 4 6 200.

Halftime: Illinois State 24, Wichita 15; Attendance: 7,712

Championship

Bradley 83, Redbirds 59

March 8, 1988 • Peoria, Ill. (Carver Arena)

Box score for Redbirds (59) players including Peterson, f, Holifield, f, Coleman, c, Taphorn, g, Jackson, g, Pemberton, Harris, Blair, Stokes, Roberts, with totals 26-62, 1-9, 6-14, 14-36, 21 59 10, 14 2 7 200.

Box score for Bradley (83) players including Powell, f, Trimble, f, Jackson, c, with totals 6-13, 0-0, 1-4, 2-8, 3 13 1 0, 0 2 32.

Box score for Manuel, g through Beccue, with totals 31-65, 4-15, 17-24, 14-42, 17 83 19, 9 1 10 200.

Halftime: Bradley 37, Illinois State 29; Attendance: 10,570

1987

Quarterfinal

Redbirds 70, Indiana State 55

February 28, 1987 • Normal, Ill. (Horton Fieldhouse)

Box score for Indiana State (55) players including Frazier, f, Bush, c, Cooper, Campbell, Twitty, g, Adderley, g, Harris, Akinola, Jones, Cheatham, f, Williams, Oliphant, with totals 19-47, 4-11, 13-24, 10-34, 27 55 9, 13 0 1 200.

Box score for Redbirds (70) players including Peterson, f, Sanders, f, Coleman, c, Harris, g, Starks, Morros, Taphorn, Jackson, g, Roberts, Holifield, Blair, with totals 25-48, 0-6, 20-31, 7-34, 22 70 20, 5 1 6 200.

Halftime: Illinois State 34, Indiana State 24; Attendance: 3,398

Semifinal

Wichita State 56, Redbirds 53

March 2, 1987 • Wichita, Kan. (Levitt Arena)

Box score for Redbirds (53) players including Peterson, f, Sanders, f, Coleman, c, Harris, g, Jackson, g, Starks, Taphorn, Holifield, with totals 22-50, 3-6, 6-8, 10-33, 2- 53 14, 14 2 6 200.

Box score for Wichita (56) players including Grayer, f, Radunovich, f, Carr, c, Cundiff, g, Griffin, g, Bass, Praylow, Kosich, Praylow, Santos, with totals 22-48, 1-5, 11-23, 12-30, 13 56 12, 9 1 3 200.

Halftime: Illinois State 33, Wichita 21; Attendance: 6,572

1986

Quarterfinal

Illinois State 78, Wichita 70

March 3, 1986 • Tulsa, Okla.

Box score for Wichita State (70) players including Coleman, f, Santos, f, Radunovich, c, Hill, g, Praylow, g, with totals 1-2, 0-0, 1-3, 4 2 2 0, 0 2 20.

Box score for Bailey, Normore, Grayer, Cundiff, Williams, with totals 23-54, 24-34, 13-34, 34 70 10, 17 1 5 200.

Box score for Redbirds (78) players including Taphorn, f, Sanders, f, Bracksick, c, Harris, g, Starks, g, Kraatz, Anderson, Peterson, Holifield, Pemberton, with totals 22-39, 34-44, 4-31, 29 78 6, 14 1 3 200.

Halftime: Illinois State 38, Wichita State 31; Attendance:

Semifinal

Bradley 65, Redbirds 64

March 4, 1986 • Tulsa, Okla.

Box score for Redbirds (64) players including Taphorn, f, Sanders, f, Braksick, c, Harris, g, Starks, g, Anderson, Peterson, Holifield, with totals 27-59, 10-19, 15-38, 24 64 13, 10 2 4 200.

Box score for Bradley (65) players including Powell, f, Trimble, f, Williams, c, Les, g, Hawkins, g, Manuel, Thomas, Jones, Bertollini, with totals 24-40, 17-26, 7-30, 22 65 18, 11 4 2 200.

Halftime: Illinois State 34, Bradley 25; Attendance:

1985

Quarterfinal

Indiana State 66, Redbirds 61

March 5, 1985 • Normal, Ill. (Horton Field House)

Box score for Indiana State (66) players including Edwards, f, McComb, f, Winters, c, Fields, g, Williams, g, Moore, Abrams, with totals 25-57, 16-25, 10-42, 17 66 15, 13 2 4 200.

Box score for Redbirds (61) players including Stefanovic, f, Holifield, c, Braksick, McKenny, g, Johnson, g, Anderson, Duncan, Taphorn, Sanders, f, with totals 27-62, 7-16, 11-35, 22 61 18, 10 2 7 200.

Halftime: Indiana State 33, Illinois State 28; Attendance:

1984

Quarterfinal

Redbirds 91, Drake 62

March 6, 1984 • Normal, Ill. (Horton Field House)

Box score for Drake (62) players including Jones, Krelow, Mathis, Nauman, with totals 0-1, 0-1, 0-2, 5 0 1 1, 0 0 22.

