



ILLINOIS STATE

N12	vs. SMU*	L	55-57
N13	at Florida State*	L	59-73
N14	vs. McNeese State*	W	67-50
N20	CAL STATE NORTHRIDGE	W	66-44
N25	at St. John's	W	78-65
N29	SACRAMENTO STATE	W	86-69
D2	UT-ARLINGTON	W	86-61
D5	MIAMI (OHIO)	W	64-40
D9	at Evansville*	L	41-69
D16	at Western Michigan	L	57-65
D19	LEWIS		7:05 pm
D23	at Illinois-Chicago		2 pm
D29	SOUTHERN ILLINOIS*		6:05 pm
J1	at Creighton*		2:05 pm
J6	INDIANA STATE*		7:05 pm
J9	NORTHERN IOWA*		7:05 pm
J13	at Drake*		3:05 pm
J15	MISSOURI STATE*		7:05 pm
J18	WICHITA STATE*		7:05 pm
J21	DRAKE*		2:05 pm
J24	at Bradley*		7:35 pm
J27	at Southern Illinois*		2:05 pm
J30	EVANSVILLE*		7:05 pm
F3	BRADLEY*		7:05 pm
F6	at Missouri State*		8:05 pm
F11	at Wichita State*		2:05 pm
F14	at Indiana State*		7:05 pm
F17	ESPN BRACKETBUSTERS		TBA
F20	CREIGHTON*		7:05 pm
F24	at Northern Iowa*		TBA
M1-4	at State Farm Missouri Valley Conference Tournament (St. Louis, Mo.)		

* Colonial Classic (Tallahassee, Fla.)

* Missouri Valley Conference game

Home games in CAPS; Times listed as Central

RADIO COVERAGE

Redbird Radio Network

► Dick Luedke, play-by-play

► Mike Matthews, color analyst

► Bruce Evans, sideline

► L.A. Decker, studio host

Flagship: WJBC(1230 AM, Bloomington)

Affiliates: WBIG (AM 1280/Aurora), WJEZ (FM 98.9/Dwight),
and WFMB (AM 1450/Springfield)

TV COVERAGE

None

GAME 11

Illinois State Redbirds (6-4)


VS.

Lewis Flyers (5-4)

December 19, 2006 • 7:05 p.m. CT
Redbird Arena (10,200) • Normal, Ill.

THE STARTERS

Illinois State Redbirds ▶ ▶ ▶



1
Roberto Fortes
► Guard
Sr.-1L • 6-4 • 195
Fort Wayne, Ind.
PPG RPG APG
7.7 3.0 1.8



4
Anthony Slack
► Forward
Jr.-TR • 6-7 • 210
New Orleans, La.
PPG RPG BPG
10.5 7.0 1.7



5
Boo Richardson
► Guard
Jr.-TR • 5-8 • 160
Kansas City, Kan.
PPG RPG APG
11.0 2.3 5.4



10
Dom Johnson
► Guard
Jr.-TR • 6-0 • 185
Bell City, Mo.
PPG RPG APG
11.9 2.0 2.4



50
Greg Dilligard
► Forward
Sr.-3L • 6-8 • 230
Labelle, Mo.
PPG RPG BPG
9.8 6.7 1.3

Lewis Flyers ▶ ▶ ▶

						ppg	rpg	apg	
F	30	Jason Genova	6-6	190	So.	Chicago, Ill.	13.1	4.6	1.1
F	33	Stephan Bolt	6-6	205	Jr.	Downers Grove, Ill.	15.4	9.4	0.7*
F	44	Dustin Warfield	6-6	225	Jr.	Peoria, Ill.	8.9	5.6	1.4
G	10	Matthew Marino	6-2	185	Jr.	Chicago, Ill.	5.2	2.1	2.6
G	24	Brandon Dagens	6-1	155	So.	Harvey, Ill.	12.8	3.7	3.6

* blocked shots per game

STORYLINES

- Illinois State's Porter Moser and Lewis' Scott Trost will coach against each other for the first time in their careers. The two became friends while Trost was coaching in Bloomington-Normal at Illinois Wesleyan for the last five seasons, but this will be the first time the two will face each other.
- Both ISU and Lewis enter tonight's game looking to end a losing skid. The Redbirds have dropped two straight, while the Flyers have lost three consecutive games.
- Moser and the Redbirds own a 25-13 (.658) record in non-league games over the last four seasons.
- A victory tonight would give Illinois State its second straight 5-0 start at home.
- The Redbirds have been out-rebounded in three of their last four games, while Lewis enters the contest with a +5.7 rebounding margin on the season.

SERIES HISTORY

- Series Record – Illinois State leads the series 15-4.
- First Meeting – The Redbirds and Flyers first met on the hardwood during the 1903-04 season, Lewis won 39-12.
- Last Meeting – ISU used 18 points by Charles Barnes to defeat Lewis 82-69 on Dec. 2, 1992, in Redbird Arena.
- Current Streak – The Redbirds have won the last eight meetings in the series.

THE COACHES

- Porter Moser (Creighton '90) is in his seventh season as a college coach and his fourth season at Illinois State. He owns a 96-89 (.519) career mark, including a 42-55 (.433) record with the Redbirds. Prior to guiding ISU, Moser served three seasons at Arkansas-Little Rock. Moser is assisted by Chris Jans, Daniyal Robinson and Brian Barone.
- Scott Trost (Minnesota-Morris '85) is in his first season at Lewis and owns a 5-4 (.556) record. Prior to coaching the Flyers, Trost coached at Illinois Wesleyan for five seasons and spent four years at Elmhurst. He has a 157-90 (.636) career record. Trost is assisted by Harley Piercy and Steve Turner.

Todd Kober, Assistant AD/Media Relations
tkober@ilstu.edu
GoRedbirds.com

o: 309.438.3805
c: 309.310.7112
f: 309.438.5634

THE TALE OF THE TAPE

		LU
W-L Record	6-4	5-4
Points Scored	65.9	64.8
Points Allowed	59.3	66.8
Scoring Margin	+6.6	-2.0
FG Percentage	43.1	41.9
Def. FG Percentage	42.2	46.1
3-pt. Percentage	32.9	32.9
Def. 3-pt. Percentage	33.3	36.6
FT Percentage	66.7	68.8
Offensive Rebounds	11.6	11.3
Total Rebounds	32.9	35.9
Rebounding Margin	-0.4	+5.7
Assists	15.6	12.9
Turnover Average	17.4	17.0
Turnover Margin	+3.0	-1.2
Steal Average	7.9	6.0
Block Average	3.9	3.2
Fouls	17.7	15.6

WEEKLY MEDIA CONFERENCE

The weekly media conference starts at 1 p.m. and is located in the Redbird Arena media room, which is just off the Southwest loading dock.

- ▶ Wednesday, January 3
- ▶ Wednesday, January 10
- ▶ Wednesday, January 17
- ▶ Tuesday, January 23
- ▶ Wednesday, January 31
- ▶ Thursday, February 8
- ▶ Thursday, February 15
- ▶ Wednesday, February 21
- ▶ Monday, February 26

VALLEY TELECONFERENCE

Teleconferences with The Valley head coaches will be conducted each Tuesday, beginning on Dec. 12 and continuing through Feb. 27. The conferences begin at 10 a.m., CT. To participate in the conference calls, call 913.981.5509.

- ▶ 10:05 Jim Les, Bradley
- ▶ 10:10 Dana Altman, Creighton
- ▶ 10:15 Tom Davis, Drake
- ▶ 10:20 Steve Merfeld, Evansville
- ▶ 10:25 Porter Moser, Illinois State
- ▶ 10:30 Royce Waltman, Indiana State
- ▶ 10:35 Barry Hinson, Missouri State
- ▶ 10:40 Ben Jacobson, Northern Iowa
- ▶ 10:45 Chris Lowery, Southern Illinois
- ▶ 10:50 Mark Turgeon, Wichita State

ABOUT THE LEWIS FLYERS

- ▶ Lewis is located in Romeoville, Ill., and has an enrollment of 5,200. The Flyers are a Division II program and are members of the Great Lakes Valley Conference.
- ▶ The Flyers return seven lettermen, including three starters, from a team which finished with a 13-14 overall record and 7-12 in the GLVC, which was good for fifth place in the East Division.
- ▶ Junior Stephan Bolt is nearly averaging a double-double with 15.4 points and 9.4 rebounds per game.

LEWIS NUMERICAL ROSTER

No.	Name	Pos.	Ht.	Wt.	Yr.	Hometown
4	Matt Bogue	G	6-2	185	Sr.	Westmont, Ill.
5	Barry Murdock	G	6-3	175	Jr.	Joliet, Ill.
10	Matthew Marino	G	6-2	185	Jr.	Chicago, Ill.
12	Branden Hunter	G	6-3	180	Jr.	Silvis, Ill.
20	Ryan Sharp	G	6-2	180	So.	Plainfield, Ill.
22	Keelan Donald	G	6-2	185	Jr.	Chicago, Ill.
23	Kendall Patterson	G	6-3	175	Jr.	Chicago, Ill.
24	Brandon Dagens	G	6-1	155	So.	Harvey, Ill.
30	Jason Genova	F	6-6	190	So.	Chicago, Ill.
32	Brandon Alexander	F	6-6	185	Jr.	Chicago, Ill.
33	Stephan Bolt	F	6-6	205	Jr.	Downers Grove, Ill.
40	Cam Jones	F	6-6	200	Jr.	Decatur, Ill.
44	Dustin Warfield	F	6-6	225	Jr.	Peoria, Ill.
50	Dan Lewis	F	6-6	210	So.	Darien, Ill.

Head Coach: Scott Trost
Assistant Coach: Harley Piercy, Steve Turner

BOO'S THE CLUE

In the early going this season, the Redbirds have gone as Boo Richardson has gone. In the six wins, Richardson is averaging a team-high 14.7 points per game, while dishing out 38 assists or 6.3 per game. He is also shooting 55.1 percent from the field and 50 percent on threes. In the four losses, Richardson is averaging 5.5 points per game, four assists per contest, shooting 15.4 percent and 6.3 percent on threes.

ROLE REVERSAL

The difference between the Redbirds' six-game winning streak and the current two game losing streak is as clear as night and day. During the win streak, the Redbirds shot 47.7 percent from the floor, including 37.4 percent on threes, outrebounded their opponents by four boards per game and averaged 74.5 points per contest. In the back-to-back losses, ISU is shooting 33.3 percent from the field and 22.2 percent on threes, while being outrebounded by 5.5 rebounds per game and averaging 49 points per contest.

BOARDING CALL

For the first time since 1980-81 season, the Redbirds have two players averaging 6.5 rebounds or more per game on the season. Both Anthony Slack (7.0 rpg.) and Greg Dilligard (6.7 rpg.) are among the conference leaders in rebounding, becoming the first Redbird tandem since Rick Lamb (7.3 rpg.) and Anthony Jones (6.5).

BLOCK PARTY

Through 10 games, Illinois State holds a share of the best blocked shot average in the Missouri Valley Conference. The Redbirds are tied with Missouri State with 3.9 blocked shots per game. At this pace, the 'Birds would post the third highest blocked shot average in school history.

HITTING THE OFFENSIVE GLASS

After 10 games, senior Greg Dilligard has more offensive rebounds (35) than defensive rebounds (32). If he were to continue this pace, he would be the first Redbird since Kenneth Pierson in 1998-99, to end a season with more offensive boards than defensive boards.

PERCENT AND PROBABILITY

So far this season, when Greg Dilligard attempts a field goal there is a high probability it is going in. In fact it is so high, that if he stays on this pace it would be the highest single-season field goal percentage in Illinois State history. Dilligard is second in the Missouri Valley Conference by making 65.7 percent of his field goals, while shooting 46-of-70 from the floor.

LU 2006-07 SCHEDULE

5-4 Overall		
Date	Opponent	Score/Time
N17	vs. Lake Superior State	W, 75-72
N18	at Michigan Tech	L, 59-61
N21	TRINITY CHRISTIAN	W, 75-73
N25	NORTHWOOD	W, 72-53
N30	DRURY*	W, 83-80 (ot)
D2	ROCKHURST*	W, 71-61
D7	at Quincy*	L, 64-79
D9	at SIU-Edwardsville*	L, 44-65
D16	at Grand Valley State	L, 38-57
D19	at Illinois State	Tonight
D22	OLIVET NAZARENE	7 pm
D30	CARTHAGE	7:30 pm
J4	BELLARMINE*	7:30 pm
J6	NORTHERN KENTUCKY*	3 pm
J13	at UW-Parkside*	3 pm
J18	at Missouri-St. Louis*	7:30 pm
J20	at Missouri-Rolla*	3 pm
J25	SOUTHERN INDIANA*	7:30 pm
J27	KENTUCKY WESLEYAN*	3 pm
F1	at Indianapolis*	7:30 pm
F8	at Northern Kentucky*	7:45 pm
F10	at Bellarmine*	3:15 pm
F15	SAINT JOSEPH'S	7:30 pm
F17	INDIANAPOLIS*	3 pm
F20	UW-PARKSIDE*	7:30 pm
F22	at Kentucky Wesleyan*	7:30 pm
M1-4	at GLVC Championship	

* - Great Lakes Valley Conference game.
HOME GAMES IN CAPS. All times CENTRAL.

LAST TIME THEY MET

ILLINOIS STATE 82, Lewis 69
December 2, 1992 • Redbird Arena

Lewis	Min.	FG-A	FT-A	O-REB	A	PF	TP
Aigner, f	36	6-10	2-5	0-5	2	2	14
Adams, f	35	7-8	2-6	3-14	2	3	16
Haynes, c	16	0-0	0-0	1-1	4	3	0
Joshua, g	37	5-11	0-0	1-2	1	4	14
Kilo, g	34	5-14	2-3	0-0	3	0	14
Fedorski	3	0-0	0-0	0-0	1	1	0
Brooks	8	1-1	0-0	0-0	0	2	2
Hanson	2	1-2	2-2	0-0	0	0	5
Woodard	2	1-1	0-0	0-0	0	1	2
Piscia	9	0-0	0-0	1-4	1	1	0
Lundquist	18	1-3	0-0	1-2	3	4	2
Totals	200	27-50	6-11	7-32	17	21	69

Team Pct.: FG - .540; FT - .545

3-Pt.: 9-20, .450 (Joshua 4-6, Aigner 2-5, Kilo 2-6, Hanson 1-2, Lundquist 0-1)

Blocks: 2 (Adams 2)

Turnovers: 24 (Fedorski 1, Haynes 1, Joshua 6, Aigner 4, Kilo 4, Woodard 1, Adams 4, Lundquist 3)

Steals: 3 (Haynes 1, Aigner 1, Kilo 1)

ILLINOIS ST.	Min.	FG-A	FT-A	O-REB	A	PF	TP
Taylor, f	19	4-11	1-3	5-8	2	2	9
VandeGarde, f	16	4-7	2-3	2-3	1	1	10
Kern, c	21	1-5	0-0	0-1	0	2	2
Wemhoener, g	22	3-8	0-0	1-3	5	1	8
Barnes, g	25	8-14	1-2	5-6	3	2	18
Fitch	21	2-8	0-0	2-2	4	1	4
Kagel	17	1-3	0-0	2-3	2	0	3
Thomas	22	3-10	2-2	1-3	4	2	10
Altadonna	11	3-5	2-2	0-1	0	0	8
Cooper	2	0-0	2-4	0-0	0	0	2
Litwiller	4	0-0	0-0	0-0	0	1	0
Hunter	18	2-6	4-4	4-9	0	3	8
Porter	2	0-0	0-0	0-0	0	0	0
Totals	200	31-78	14-20	25-45	21	15	82

Team Pct.: FG - .397; FT - .700

3-Pt.: 6-18, .333 (Fitch 0-3, Kagel 1-3, Thomas 2-4, Altadonna 0-2, Wemhoener 2-5, Barnes 1-1)

Blocks: 0

Turnovers: 10 (Altadonna 1, Litwiller 1, Wemhoener 1, Hunter 2, VandeGarde 4)

Steals: 10 (Fitch 1, Thomas 1, Taylor 1, Cooper 1, Wemhoener 1, VandeGarde 1, Kern 2, Barnes 2)

Officials: Ron Zetcher, Donnie Harris, Tim Hutchison

Attendance: 7,064

Halftime Score: ILLINOIS ST. 37, Lewis 30

2006-07 VALLEY PRESEASON POLL

1. Creighton (29)	386
2. Southern Illinois (9)	54
3. Wichita State (2)	325
4. Missouri State	289
5. Northern Iowa	223
6. Evansville	163
7. Drake	150
8. Bradley	136
9. Illinois State	125
10. Indiana State	48



DOUBLE-DOUBLE-DOUBLE DOUBLED

Greg Dilligard and Anthony Slack have each notched double-doubles in the same game twice this season (Sacramento State and Miami (Ohio)). It's the first time a pair of Redbirds have posted double-doubles in the same game twice since the 1997-98 season when Dan Muller and Rico Hill each collected double-doubles in the two regular-season meetings against Missouri State.

RE-WRITING REDBIRD RECORDS

The Illinois State defense has taken the red ink to the "Redbird Arena Records" page in the 2006-07 media guide. Through four home games, the Redbirds have held Cal State Northridge to a Redbird Arena low 25.9 percent shooting. The Matadors also tied the facility low with 14 made field goals. The Redbirds also limited Miami (Ohio) to a Redbird Arena record 13 second-half points, while the RedHawks 40 total points were the second lowest in the facility's history.

IT IS BETTER TO GIVE THAN RECEIVE

It is the holiday season and the Redbirds are in a giving mood as of late. In the last five games, ISU has dished out 87 assists, including 26 assists in the 86-69 win over Sacramento State. The Redbirds' assist total against the Hornets ranked as the highest single-game total in the Porter Moser era at Illinois State and was the most since the 'Birds handed out 31 assists on Feb. 28, 1998 in the quarterfinal of the Missouri Valley Conference Tournament against Southern Illinois.

DILLY DOUBLES DOWN, AGAIN

Senior Greg Dilligard entered the season with three career double-doubles. Through 10 games, Dilligard already has three this season, including three in his last five games. Dilligard has posted double-digit points and rebounds against St. John's, Sacramento State and Miami (Ohio) this year.

THREE-BALLIN'

Through 10 games, 42.5 percent of ISU's field goal attempts have come from beyond the 3-point arc. The 'Birds are averaging 23.4 three-point tries per game. Against Texas-Arlington on Dec. 2, the Redbirds set a Redbird Arena record with 14 made treys, which was also the second most in ISU history. The Redbirds are on pace to shoot 702 threes on the season, which would top the school record of 615 set in 1995-96.

SLACK ATTACK

Junior Anthony Slack is attacking the glass for the Redbirds. In his first 10 games, Slack is averaging 7.0 rebounds per game which is the most by a 'Bird since Baboucarr Bojang pulled down 7.6 boards per game during the 2001-02 season.

DISHING THE ROCK

Junior point guard Boo Richardson enters tonight's game averaging 5.4 assists per game this season, which is the highest average by a Redbird since Jamar Smiley dropped 6.4 assists per game during the 1997-98 season. Richardson has 54 assists on the season and is on pace to finish the regular season with 162, which would rank No. 10 all-time.

20/20

When Boo Richardson and Greg Dilligard each scored over 20 points in the game against McNeese State, it marked the first time since Nov. 27, 2004, where two Redbirds reached the 20-point plateau. Richardson finished with a career-high 23 points, while Dilligard was two off his career best with 20 tallies. The Redbird duo became the first to achieve the feat since Trey Guidry (27 pts.) and Lorenzo Gordon (23 pts.) did against Tennessee-Martin.

TAKING THE 'NORM' OUT OF NORMAL

After finishing the 2005-06 season with a 9-19 record, the 'Birds were in the midst of an aberration. The campaign marked only the sixth losing season in ISU's 35 years of being a Division I program.

THIRTY SOMETHING

Junior guard Dom Johnson became the first Redbird to score 30 or more points in a game since Trey Guidry tossed in 30 at Creighton on Jan. 22, 2005. Johnson torched Florida State for 32 points on 12-for-23 shooting. It was the most points by a Redbird since Tarise Bryson scored 38 in the 2001 National Invitational Tournament game at Purdue.

210 GAMES WITH A TREY

ISU enters tonight's game against Lewis with at least one made three in 210 straight games. The last time ISU didn't sink a trey was an 82-43 loss at Creighton on Dec. 12, 1999.

2006-07 VALLEY RANKINGS
Through Dec. 17 (All Games)

TEAM		
Scoring Offense.....	7th.....	65.9
Scoring Defense.....	5th.....	59.3
Scoring Margin.....	8th.....	+6.6
Free Throw Pct.....	9th.....	66.7
Field Goal Pct.....	6th.....	43.1
FG Pct. Defense.....	8th.....	42.2
3-Point FG Pct.....	8th.....	32.9
3-Point FG Pct. Def.....	4th.....	30.3
Rebounding Offense.....	9th.....	32.9
Rebounding Defense.....	7th.....	33.3
Rebounding Margin.....	8th.....	-0.4
Blocked Shots.....	11st.....	3.90
Assists.....	5th.....	15.60
Steals.....	5th.....	7.90
Turnover Margin.....	6th.....	+3.00
Assist/Turnover Ratio.....	8th.....	0.90
Offensive Rebounds.....	3rd.....	11.60
Defensive Rebounds.....	9th.....	21.30
3-Point Field Goals Made.....	4th.....	7.70
REBOUNDING		
Anthony Slack.....	16th.....	7.0
FIELD GOAL PERCENTAGE		
Greg Dilligard.....	2nd.....	65.7
Anthony Slack.....	8th.....	56.8
ASSISTS		
Boo Richardson.....	3rd.....	5.40
STEALS		
Anthony Slack.....	13rd.....	1.80
Dom Johnson.....	5th.....	1.70
3-POINT FIELD GOAL MADE		
Dom Johnson.....	4th.....	2.80
BLOCKED SHOTS		
Anthony Slack.....	11st.....	1.70
Greg Dilligard.....	7th.....	1.30
OFFENSIVE REBOUNDS		
Greg Dilligard.....	1st.....	3.50
DEFENSIVE REBOUNDS		
Anthony Slack.....	13rd.....	5.10
MINUTES PLAYED		
Boo Richardson.....	4th.....	33.60
Dom Johnson.....	5th.....	33.00

DILLIGARD JOINS CENTURY CLUB

When it is all said and done, Greg Dilligard will go down in history as one of the best defensive players to suit up for ISU. In his final season, Dilligard ranks tied for No. 2 in career blocked shots with 137 and is only the fifth player to post 100 or more career blocks as a Redbird. His junior year ended with 62 blocks, which is the second best single-season effort all-time.

GONE IN 60 POINTS

The 60-point plateau continues to be a viable measuring stick for the Redbirds' success. Under head coach Porter Moser, the Redbirds own a 36-15 (.706) record when they score 60 points or more. When ISU scores less than 60, the Redbirds' record falls to 6-39 (.133).

MATCHBOX 20

If the Illinois State box scores from the 2005-06 season were compared to the box scores from this season – one thing in particular jumps out. In 28 games last season, the Redbirds had a 20-point scorer three times. Greg Dilligard did it once and Roberto Fortes reached 20 points twice. This season, in the first three games, the Redbirds equaled that performance. Dom Johnson, Boo Richardson and Dilligard have all netted 20 points or more this season.

THE OUT-OF-TOWNERS

In the first 10 games, the Redbird starting line-up has been Anthony Slack (New Orleans, La.), Greg Dilligard (Labelle, Mo.), Roberto Fortes (Fort Wayne, Ind.), Boo Richardson (Kansas City, Mo.) and Dom Johnson (Bell City, Mo.) – five players from outside the state of Illinois. The last time Illinois State started five players who weren't from the state of Illinois was 1997, when the 'Birds started Skipp Schaeffbauer (Minn.), Dan Muller (Ind.), Rob Gibbons (N.J.), Steve Hansell (United Kingdom) and Jamar Smiley (N.Y.) on Dec. 13, at Creighton.

THAT 70's SHOW

Under Porter Moser, ISU has limited its foes to 70 points or fewer in 67 of its 97 games (69.1 percent). There is also some significance when the 'Birds reach 70 points. When ISU scores 70 or more, the 'Birds are 23-4 (.852) under Moser.

CARRYING THE VALLEY FLAG

In Porter Moser's tenure at Illinois State, the Redbirds have carried the Valley flag well in non-conference match-ups. To date, ISU's fourth-year head coach boasts a 25-13 (.658) record in non-league games.

POINT-N-SHOOT

It's not just the points either; shooting percentage is also a key factor for ISU in terms of wins and losses. When ISU shoots better than its opponent, the 'Birds are 37-10 (.787) over the last four seasons. When the Redbirds shoot worse, ISU is 5-44 (.102).

MAKING THE GRADE

The Illinois State men's basketball team set a record GPA during the Fall 2005 semester by posting a collective 2.81 GPA, topping the old mark of 2.75. The athletics department as a whole also netted a new standard during the Spring 2006 semester with a 2.99 GPA.

INSTANT IMPACT

Through 10 games, the six Redbird newcomers have made immediate impacts. The newest Redbirds have accounted for 58.9 percent of ISU's scoring, 44.4 percent of the rebounding and 62.8 percent of the assists this season.

JUCO ALL-AMERICA U.

Dominatrix Johnson and Keith "Boo" Richardson became the second and third junior college all-Americans respectively, to sign with ISU since Porter Moser's arrival. Richardson claimed first-team honors, while Johnson was a third team selection. The duo joins Lorenzo Gordon, who went on to earn Valley Newcomer of the Year honors in 2005.

RUBIN SIGNS

During the early signing period, head coach Porter Moser added his first to the 2007-08 recruiting class. Point guard Alex Rubin from Armstrong High School in Plymouth, Minn., signed his national letter of intent to continue his education and basketball career at ISU. At 6-foot-1, 185-pounds, Rubin led the Falcons to a 19-10 overall record, before falling in the sectional finals. A two-time all-Classic Lake Conference selection, Rubin averaged 14.5 points and 4.8 assists per game as a junior. In 2006, he was named to the all-metro defensive second team and was an honorable mention all-state selection. To date this season, Rubin is averaging 24.5 points per contest through the first four games.



CHART CLIMBERS

Career Blocked Shots Leaders

1. LeRoy Watkins - 1995-99	143
2. Greg Dilligard - 2003-06	137
Mike VandeGarde - 1990-94	134

Career Blocked Shots Average

1. Greg Dilligard (97 games) - 2003-06	1.41
2. Jeff Wilkins (81 games) - 1974-77	1.27
3. Joe Galvin (107 games) - 1976-80	1.23
4. Mike VandeGarde (112 games) - 1990-94	1.20
5. LeRoy Watkins (120 games) - 1995-99	1.19

Career Games Started

1. Dan Muller - 1994-98	128
5. Richard Thomas - 1989-93	109
6. LeRoy Watkins - 1995-99	107
7. Rick Lamb - 1979-83	91
8. Greg Dilligard - 2003-06	90

CAREER GAMES/STARTS

No.	Player	GP	GS
50	Greg Dilligard	97	90
1	Roberto Fortes	33	13
10	Dom Johnson	10	10
5	Boo Richardson	10	10
4	Anthony Slack	10	10
31	Michael Vandello	37	9
42	Dinma Odiakosa	18	9
32	Levi Dyer	46	8
45	Brandon Holtz	32	7
51	Ronnie Carlwell	69	2
0	Osiris Eldridge	10	0
22	Julius Moor	7	0
24	Bobby Hill	6	0

2006-07 VALLEY STANDINGS

	VALLEY			OVERALL		
	W	L	PCT	W	L	PCT
1. Missouri State	1	0	1.000	9	1	.900
Evansville	1	0	1.000	7	3	.700
3. Wichita State	0	0	.000	8	0	1.000
4. Northern Iowa	0	0	.000	8	2	.800
5. Drake	0	0	.000	7	2	.778
Southern Illinois	0	0	.000	7	2	.778
7. Bradley	0	0	.000	7	3	.700
Creighton	0	0	.000	4	3	.571
9. Illinois State	0	1	.000	6	4	.600
Indiana State	0	1	.000	5	4	.556

**Through December 17*

PRONOUNCIATIONS

Greg Dilligard	DILL-a-guard
Levi Dyer	LEE-vye
Osiris Eldridge	oh-SY-ris
Roberto Fortes	FORE-tez
Dominatrix Johnson	dom-me-NEE-trix
Porter Moser	MO-zur
Dinma Odiakosa	DEEN-muh oh-DEE-oh-kosa
Mike Vandello	van-DUH-low

2006-07 ILLINOIS STATE RESULTS

RECORD:	OVERALL	HOME	AWAY	NEUTRAL
ALL GAMES	6-4	4-0	1-3	1-1
CONFERENCE	0-1	0-0	0-1	0-0
NON-CONFERENCE	6-3	4-0	1-2	1-1

DATE	TIME	OPPONENT	SCORE	ATTEND	HIGH POINTS	HIGH REBOUNDS
11-12-06	5:00 pm	vs SMU	55-57 L	6807	(15)Johnson, Dominatrix	(12)Slack, Anthony
11-13-06	7:30 pm	at Florida State	59-73 L	6897	(32)Johnson, Dominatrix	(5)Slack, Anthony
11-14-06	5:00 pm	vs McNeese State	W 67-50	6780	(23)Richardson, Boo	(8)Slack, Anthony
11-20-06	7:05 pm	CAL STATE NORTHRIDGE	W 66-44	4699	(16)Johnson, Dominatrix	(7)Slack, Anthony
11-25-06	7:30 pm	at St. John's	W 78-65	4038	(18)Richardson, Boo	(11)Dilligard, Greg
11-29-06	7:05 pm	SACRAMENTO STATE	W 86-69	5417	(21)Slack, Anthony	(10)Slack, Anthony (10)Dilligard, Greg
12-02-06	7:05 pm	TEXAS ARLINGTON	W 86-61	5941	(17)Dyer, Levi	(4)Dyer, Levi
12-05-06	7:05 pm	MIAMI (OHIO)	W 64-40	5735	(15)Slack, Anthony	(10)Slack, Anthony (10)Dilligard, Greg
12-09-06	2:05 pm	* at Evansville	41-69 L	5806	(11)Johnson, Dominatrix	(9)Dilligard, Greg
12-16-06	2 pm	at Western Michigan	57-65 L	3091	(15)Fortes, Roberto	(7)Dilligard, Greg

* = Conference game

ATTENDANCE SUMMARY	GAMES	TOTALS	AVG/GAME
HOME	4	21792	5448
AWAY	4	19832	4958
NEUTRAL	2	13587	6794
TOTAL	10	55211	5521

2006-07 ILLINOIS STATE NUMERICAL ROSTER

No.	Name	Pos.	Ht.	Wt.	Cl.-Ex.	Hometown (previous schools)
0	Osiris Eldridge	G	6-3	190	Fr.-HS	Chicago, Ill. (Phillips Academy)
1	Roberto Fortes	G	6-4	195	Sr.-1L	Fort Wayne, Ind. (North Side/Daytona Beach CC)
4	Anthony Slack	F	6-7	210	Jr.-TR	New Orleans, La. (John F. Kennedy/Coffeyville CC)
5	Keith "Boo" Richardson	G	5-8	160	Jr.-TR	Kansas City, Kan. (Wyandotte/Coffeyville CC)
10	Dominatrix Johnson	G	6-0	185	Jr.-TR	Bell City, Mo. (Bell City/Three Rivers CC)
22	Julius Moor	G	6-3	185	Jr.-TR	Kieler, Wis. (Cuba City/Kirkwood CC)
24	Bobby Hill	F	6-6	210	Fr.-HS	St. Louis, Mo. (Vashon)
31	Mike Vandello	F	6-7	220	So.-1L	Bettendorf, Iowa (Bettendorf)
32	Levi Dyer	C	6-11	220	Jr.-2L	Eaton, Colo. (Eaton)
42	Dinma Odiakosa	F	6-8	240	So.-1L	Akwukwu, Nigeria (St. Patrick's Model School)
45	Brandon Holtz	G	6-4	185	So.-1L	Bloomington, Ill. (Bloomington)
50	Greg Dilligard	F	6-8	230	Sr.-3L	Labelle, Mo. (Highland)
51	Ronnie Carlwell	C	6-11	258	Sr.-2L	Maywood, Ill. (Proviso East)

Head Coach: Porter Moser
 Assistant Coaches: Chris Jans, Daniyal Robinson, Brian Barone
 Director of Basketball Operations: John Marczak

2006-07 ILLINOIS STATE STATISTICS

##	Player	GP	GS	Min	Avg	TOTAL			3-PTS			REBOUNDS				PF	FO	A	TO	Blk	Stl	Pts	Avg			
						FG	FGA	Pct	3FG	FGA	Pct	FT	FTA	Pct	Off									Def	Tot	Avg
10	Johnson,Dominatrix	10	10	330	33.0	40	105	.381	28	76	.368	11	12	.917	4	16	20	2.0	13	0	24	19	3	17	119	11.9
	Conference-Only...	1	1	32	32.0	4	10	.400	3	7	.429	0	0	.000	0	1	1	1.0	1	0	1	0	0	1	11	11.0
05	Richardson,Boo	10	10	336	33.6	33	88	.375	12	38	.316	32	43	.744	6	17	23	2.3	21	0	54	45	0	10	110	11.0
	Conference-Only...	1	1	35	35.0	0	11	.000	0	5	.000	2	3	.667	0	1	1	1.0	1	0	2	5	0	2	2	2.0
04	Slack,Anthony	10	10	257	25.7	42	74	.568	1	7	.143	20	34	.588	19	51	70	7.0	29	1	9	24	17	18	105	10.5
	Conference-Only...	1	1	18	18.0	2	7	.286	0	0	.000	0	0	.000	2	4	6	6.0	4	0	0	2	0	1	4	4.0
50	Dilligard,Greg	10	10	259	25.9	46	70	.657	0	0	.000	6	21	.286	35	32	67	6.7	35	0	24	20	13	6	98	9.8
	Conference-Only...	1	1	21	21.0	3	5	.600	0	0	.000	0	2	.000	4	5	9	9.0	4	0	2	6	1	0	6	6.0
01	Fortes,Roberto	10	10	264	26.4	25	69	.362	13	43	.302	14	17	.824	6	24	30	3.0	22	0	18	22	0	10	77	7.7
	Conference-Only...	1	1	21	21.0	1	6	.167	1	4	.250	0	0	.000	1	1	2	2.0	4	0	2	1	0	0	3	3.0
00	Eldridge,Osiris	10	0	166	16.6	16	57	.281	11	34	.324	6	8	.750	7	21	28	2.8	10	0	10	13	0	6	49	4.9
	Conference-Only...	1	0	21	21.0	3	8	.375	3	6	.500	0	0	.000	2	5	7	7.0	2	0	0	0	0	1	9	9.0
32	Dyer,Levi	10	0	121	12.1	17	38	.447	7	19	.368	8	11	.727	5	16	21	2.1	14	0	4	8	5	5	49	4.9
	Conference-Only...	1	0	17	17.0	0	1	.000	0	1	.000	2	4	.500	2	0	2	2.0	0	0	0	0	0	0	2	2.0
45	Holtz,Brandon	6	0	53	8.8	7	18	.389	5	16	.313	1	3	.333	1	6	7	1.2	4	0	3	1	0	1	20	3.3
	Conference-Only...	1	0	8	8.0	0	3	.000	0	3	.000	0	0	.000	0	2	2	2.0	0	0	1	0	0	0	0	0.0
31	Vandello,Mike	9	0	133	14.8	8	21	.381	0	1	.000	6	7	.857	12	14	26	2.9	17	0	8	15	0	5	22	2.4
	Conference-Only...	1	0	12	12.0	1	1	1.000	0	0	.000	2	2	1.000	2	1	3	3.0	2	0	1	2	0	1	4	4.0
24	Hill,Bobby	6	0	15	2.5	1	4	.250	0	0	.000	2	2	1.000	3	1	4	0.7	2	0	1	1	0	0	4	0.7
	Conference-Only...	1	0	3	3.0	0	0	.000	0	0	.000	0	0	.000	0	0	0	0.0	0	0	0	0	0	0	0	0.0
51	Carlwell,Ronnie	10	0	47	4.7	2	5	.400	0	0	.000	1	2	.500	0	6	6	0.6	9	0	1	2	1	0	5	0.5
	Conference-Only...	1	0	10	10.0	0	0	.000	0	0	.000	0	0	.000	0	0	0	0.0	0	0	0	1	1	0	0	0.0
22	Moor,Julius	7	0	19	2.7	0	1	.000	0	0	.000	1	2	.500	0	1	1	0.1	1	0	0	4	0	1	1	0.1
	Conference-Only...	1	0	2	2.0	0	0	.000	0	0	.000	0	0	.000	0	0	0	0.0	0	0	0	0	0	0	0	0.0
TM	TEAM.....														18	8	26	2.6				0				
	Conference-Only...														2	1	3	3.0				0				
	<i>Total.....</i>	<i>10</i>				<i>237</i>	<i>550</i>	<i>.431</i>	<i>77</i>	<i>234</i>	<i>.329</i>	<i>108</i>	<i>162</i>	<i>.667</i>	<i>116</i>	<i>213</i>	<i>329</i>	<i>32.9</i>	<i>177</i>	<i>1</i>	<i>156</i>	<i>174</i>	<i>39</i>	<i>79</i>	<i>659</i>	<i>65.9</i>
	<i>Conference-Only...</i>	<i>1</i>				<i>14</i>	<i>52</i>	<i>.269</i>	<i>7</i>	<i>26</i>	<i>.269</i>	<i>6</i>	<i>11</i>	<i>.545</i>	<i>15</i>	<i>21</i>	<i>36</i>	<i>36.0</i>	<i>18</i>	<i>0</i>	<i>9</i>	<i>17</i>	<i>2</i>	<i>6</i>	<i>41</i>	<i>41.0</i>
	<i>Opponents.....</i>	<i>10</i>				<i>219</i>	<i>519</i>	<i>.422</i>	<i>40</i>	<i>132</i>	<i>.303</i>	<i>115</i>	<i>171</i>	<i>.673</i>	<i>106</i>	<i>227</i>	<i>333</i>	<i>33.3</i>	<i>179</i>	<i>4</i>	<i>108</i>	<i>204</i>	<i>34</i>	<i>76</i>	<i>593</i>	<i>59.3</i>
	<i>Conference-Only...</i>	<i>1</i>				<i>26</i>	<i>49</i>	<i>.531</i>	<i>8</i>	<i>12</i>	<i>.667</i>	<i>9</i>	<i>16</i>	<i>.563</i>	<i>6</i>	<i>26</i>	<i>32</i>	<i>32.0</i>	<i>13</i>	<i>0</i>	<i>16</i>	<i>11</i>	<i>4</i>	<i>4</i>	<i>69</i>	<i>69.0</i>

SCORE BY PERIODS:	1st	2nd	Total
Illinois State	311	348	659
Opponents	266	327	593

DEADBALL REBOUNDS:	OFF	DEF	TOTAL
Illinois State	18	6	24
Opponents	31	6	37

2006-07 ILLINOIS STATE TEAM HIGHS & LOWS

	HIGHS	LOWS
POINTS	86 vs. Sacramento State (11-29-06)	41 at Evansville (12-9-06)
	86 vs. UT-Arlington (12-2-06)	
FIELD GOALS MADE	34 vs. Sacramento State (11-29-06)	14 at Evansville (12-9-06)
FIELD GOAL ATTEMPTS	60 vs. McNeese State (11-14-06)	49 vs. Miami (12-5-06)
FIELD GOAL PERCENTAGE	.607 (34-56) vs. Sacramento State (11-29-06)	.269 (14-52) at Evansville (12-9-06)
3 PT FIELD GOALS MADE	14 vs. UT-Arlington (12-2-06)	5 at Western Michigan (12-16-06)
3 PT FG ATTEMPTS	28 at Western Michigan (12-16-06)	15 vs. Sacramento State (11-29-06)
3 PT FG PERCENTAGE	.519 (14-27) vs. UT-Arlington (12-2-06)	.179 (5-28) at Western Michigan (12-16-06)
FREE THROWS MADE	22 at St. John's (11-25-06)	5 at Florida State (11-13-06)
FREE THROW ATTEMPTS	33 at St. John's (11-25-06)	7 at Florida State (11-13-06)
FREE THROW PERCENTAGE	.778 (7-9) vs. SMU (11-12-06)	.545 (6-11) at Evansville (12-9-06)
REBOUNDS	40 vs. McNeese State (11-14-06)	22 at Florida State (11-13-06)
ASSISTS	26 vs. Sacramento State (11-29-06)	9 at Evansville (12-9-06)
STEALS	12 vs. Cal State Northridge (11-20-06)	3 at Western Michigan (12-16-06)
BLOCKED SHOTS	7 vs. Cal State Northridge (11-20-06)	2 three times
TURNOVERS	26 at Florida State (11-13-06)	9 at Western Michigan (12-16-06)
FOULS	21 vs. SMU (11-12-06)	12 vs. Miami (12-5-06)
	21 at Western Michigan (12-16-06)	

2006-07 OPPONENT TEAM HIGHS & LOWS

	HIGHS	LOWS
POINTS	73 at Florida State (11-13-06)	40 vs. Miami (12-5-06)
FIELD GOALS MADE	29 vs. Sacramento State (11-29-06)	14 vs. Cal State Northridge (11-20-06)
FIELD GOAL ATTEMPTS	65 vs. Sacramento State (11-29-06)	47 vs. Miami (12-5-06)
FIELD GOAL PERCENTAGE	.531 (26-49) at Evansville (12-9-06)	.259 (14-54) vs. Cal State Northridge (11-20-06)
3 PT FIELD GOALS MADE	6 vs. Sacramento State (11-29-06)	1 vs. SMU (11-12-06)
3 PT FG ATTEMPTS	22 vs. UT-Arlington (12-2-06)	10 vs. SMU (11-12-06)
		10 vs. McNeese State (11-14-06)
3 PT FG PERCENTAGE	.667 (8-12) at Evansville (12-9-06)	.100 (1-10) vs. SMU (11-12-06)
FREE THROWS MADE	18 twice	2 vs. Miami (12-5-06)
FREE THROW ATTEMPTS	25 twice	8 vs. Miami (12-5-06)
FREE THROW PERCENTAGE	.875 (14-16) vs. UT-Arlington (12-2-06)	.250 (2-8) vs. Miami (12-5-06)
REBOUNDS	42 at Western Michigan (12-16-06)	27 vs. McNeese State (11-14-06)
ASSISTS	16 at Evansville (12-9-06)	7 vs. SMU (11-12-06)
STEALS	15 vs. Sacramento State (11-29-06)	3 at St. John's (11-25-06)
		3 at Western Michigan (12-16-06)
BLOCKED SHOTS	6 vs. McNeese State (11-14-06)	1 vs. Cal State Northridge (11-20-06)
		1 vs. Sacramento State (11-29-06)
TURNOVERS	27 at Florida State (11-13-06)	11 at Evansville (12-9-06)
FOULS	24 vs. Cal State Northridge (11-20-06)	13 at Florida State (11-13-06)
		13 vs. McNeese State (11-14-06)
		13 at Evansville (12-9-06)

2006-07 ILLINOIS STATE & OPPONENT PLAYER SUPERLATIVES

	ILLINOIS STATE	OPPONENT
POINTS	32 Dom Johnson at Florida State (11-13-06)	21 Ike Ofoegbu, SMU (11-12-06)
FIELD GOALS MADE	12 Dom Johnson at Florida State (11-13-06)	8 Al Thornton, Florida State (11-13-06)
		8 Tim Pollitz, Miami (12-5-06)
		8 Matt Webster, Evansville (12-9-06)
FIELD GOAL ATTEMPTS	23 Dom Johnson at Florida State (11-13-06)	18 Loren Leat, Sacramento State (11-29-06)
FG PCT (min. 5 made)	.900 (9-10) Anthony Slack vs. Sacramento State (11-29-06)	.875 (7-8) Angel Alamo, Sacramento State (11-29-06)
3 PT FG MADE	7 Dom Johnson at Florida State (11-13-06)	3 Brandon Long, UT-Arlington (12-2-06)
3 PT FG ATTEMPTS	15 Dom Johnson at Florida State (11-13-06)	8 Loren Leath, Sacramento State (11-29-06)
3-PT FG PCT (min. 3 made)	.750 (3-4) Levi Dyer vs. UT-Arlington (12-2-06)	.500 (3-6) Brandon Long, UT-Arlington (12-2-06)
FREE THROWS MADE	7 Anthony Slack vs. Miami (12-5-06)	12 Ike Ofoegbu, SMU (11-12-06)
		12 Anthony Vereen, UT-Arlington (12-2-06)
FREE THROW ATTEMPTS	10 Anthony Slack vs. Miami (12-5-06)	17 Ike Ofoegbu, SMU (11-12-06)
FT PCT (min. 6 att.)	.857 (6-7) Boo Richardson vs. Cal State Northridge (11-20-06)	.857 (12-14) Anthony Vereen, UT-Arlington (12-2-06)
REBOUNDS	12 Anthony Slack vs. SMU (11-12-06)	18 Joe Reitz, Western Michigan (12-16-06)
ASSISTS	8 Boo Richardson vs. Cal State Northridge (11-20-06)	5 Toney Douglas, Florida State (11-13-06)
	8 Boo Richardson vs. Sacramento State (11-29-06)	5 Haron Hargrave, Sacramento State (11-29-06)
		5 Jason Holsinger, Evansville (12-9-06)
STEALS	5 Anthony Slack vs. Cal State Northridge (11-20-06)	8 Haron Hargrave, Sacramento State (11-29-06)
BLOCKED SHOTS	4 Anthony Slack vs. McNeese State (11-14-06)	3 Bamba Fall, SMU (11-12-06)
	4 Greg Dilligard vs. Cal State Northridge (11-20-06)	3 Kleon Penn, McNeese State (11-14-06)



INDIVIDUAL GAME-BY-GAME (PTS-REB-ASTS)

Opponent	Carlwell	Dilligard	Dyer	Eldridge	Fortes	Hill	Holtz
vs. SMU*	2-0-0	4-6-2	5-2-0	0-0-3	6-5-0	DNP	DNP
at Florida State*	0-0-0	8-2-0	0-0-1	2-3-1	5-2-2	DNP	DNP
vs. McNeese St.*	0-0-0	20-5-3	2-3-0	3-5-0	7-3-2	0-1-0	0-0-0
CS-Northridge	0-0-0	6-4-3	0-4-0	1-4-0	2-4-1	0-1-0	9-1-0
at St. John's	0-1-0	17-11-4	5-0-0	8-2-2	13-7-1	DNP	DNP
Sacramento St.	0-0-0	11-10-4	2-0-1	3-1-0	11-0-3	0-0-0	10-3-1
UT-Arlington	1-2-1	6-3-3	17-4-1	14-2-2	13-3-4	4-2-1	1-1-1
Miami (Ohio)	0-2-0	11-10-0	9-4-1	5-2-1	2-0-2	0-0-0	0-0-0
at Evansville*	0-0-0	6-9-2	2-2-0	9-7-0	3-2-2	0-0-0	0-2-1
at W. Michigan	2-1-0	9-7-3	7-2-0	4-2-1	15-4-1	DNP	DNP
Lewis							
at Illinois-Chicago							
Southern Illinois*							
at Creighton*							
Indiana State*							
Northern Iowa*							
at Drake*							
Missouri State*							
Wichita State*							
Drake*							
at Bradley*							
at S. Illinois*							
Evansville*							
Bradley*							
at Missouri St.*							
at Wichita State*							
at Indiana State*							
BracketBusters							
Creighton*							
at Northern Iowa*							

Opponent	Johnson	Moor	Odiakosa	Richardson	Slack	Vandello
vs. SMU*	15-1-1	0-0-0	DNP	10-2-4	9-12-0	4-2-0
at Florida State*	32-1-4	DNP	DNP	4-2-4	8-5-2	0-3-0
vs. McNeese St.*	3-3-2	0-1-0	DNP	23-3-7	7-8-0	2-4-1
CS-Northridge	16-5-1	1-0-0	DNP	15-2-8	12-7-1	4-3-0
at St. John's	7-0-2	DNP	DNP	18-3-4	10-7-1	0-1-2
Sacramento St.	8-2-4	0-0-0	DNP	12-3-8	21-10-1	8-8-4
UT-Arlington	13-3-3	0-0-0	DNP	7-1-7	10-3-2	0-0-0
Miami (Ohio)	9-2-3	0-0-0	DNP	13-4-4	15-10-2	DNP
at Evansville*	11-1-1	0-0-0	DNP	2-1-2	4-6-0	4-3-1
at W. Michigan	5-2-3	DNP	DNP	6-2-6	9-2-0	0-2-0
Lewis						
at Illinois-Chicago						
Southern Illinois*						
at Creighton*						
Indiana State*						
Northern Iowa*						
at Drake*						
Missouri State*						
Wichita State*						
Drake*						
at Bradley*						
at S. Illinois*						
Evansville*						
Bradley*						
at Missouri St.*						
at Wichita State*						
at Indiana State*						
BracketBusters						
Creighton*						
at Northern Iowa*						

* Colonial Classic (Tallahassee, Fla.)
* Missouri Valley Conference game

SUPERLATIVES

STARTING LINEUPS – F, F, G, G, G (1):
 • Slack, Dilligard, Fortes, Richardson, Johnson (6-4)
 W – vs. McNeese State, Cal State Northridge, at St. John's, Sacramento State, UT-Arlington, Miami (Ohio)
 L – vs. SMU, at Florida State, at Evansville, at Western Michigan

FIRST POINTS:
 Slack 3, Richardson 2, Johnson 2, Fortes 2, Dilligard 1

DOUBLE-DIGIT SCORERS (26):
 Richardson 6, Slack 5, Johnson 5, Dilligard 4, Fortes 4, Holtz 1, Eldridge 1, Dyer 1

DOUBLE-DIGIT REBOUNDING (6):
 Slack 3, Dilligard 3

LEADING SCORER:
 Johnson 4, Richardson 2, Slack 2, Dyer 1, Fortes 1

LEADING REBOUNDER:
 Slack 6, Dilligard 5, Dyer 1

DOUBLE-DOUBLES (5):
 Dilligard 3, Slack 2

DUNKS (17):
 Slack 8, Dilligard 5, Carlwell 1, Hill 1, Eldridge 1, Johnson 1

FIRST SUBSTITUTION:
 Vandello 4, Dyer 4, Eldridge 2, Holtz 1

CHARGES DRAWN (10):
 Slack 5, Richardson 3, Dilligard 2, Fortes 2

MOST MINUTES:
 39, Richardson at Western Michigan, 12-16-06
 38, Richardson vs. SMU, 11-12-06
 37, Johnson at Florida State, 11-13-06
 37, Johnson at St. John's, 11-25-06
 36, Richardson at McNeese State, 11-14-06
 35, Johnson vs. SMU, 11-12-06
 35, Johnson at McNeese State, 11-14-06
 35, Richardson vs. Miami (Ohio), 12-5-06
 35, Richardson at Evansville, 12-9-06
 35, Johnson at Western Michigan, 12-16-06

VALLEY WEEKLY HONORS

NEWCOMER OF THE WEEK:
Nov. 13 – Dom Johnson (15 pts., 5 3FGs, 1 game)
Nov. 27 – Boo Richardson (16.5 ppg., 6 apg., 2 games)

2006-07 GAME-BY-GAME

	Final	FG	FG%	3FG	3FG%	FT	FT%	O-D-T Reb.	Fouls	Assists	Turnovers	Blocks	Steals	Halftime
Illinois State vs. SMU	55 57	20-57 19-48	35.1 39.6	8-26 1-10	30.8 10.0	7-9 18-25	77.8 72.0	12-20-32 11-25-36	21 18	10 7	20 22	5 5	7 8	23 29
Illinois State at Florida State	59 73	23-53 28-53	43.4 52.8	8-23 5-13	34.8 38.5	5-7 12-16	71.4 75.0	6-16-22 11-24-35	20 13	14 12	26 27	3 4	9 8	24 31
McNeese State vs. Illinois State	50 67	18-48 26-60	37.5 43.3	2-10 6-22	20.0 27.3	12-19 9-12	63.2 75.0	9-18-27 18-22-40	13 17	9 15	17 16	6 4	9 6	20 36
Cal State Northridge at Illinois State	44 66	14-54 21-51	25.9 41.2	2-14 8-24	14.3 33.3	14-21 16-24	66.7 66.7	14-24-38 10-27-37	24 20	8 14	23 18	1 7	9 12	16 36
Illinois State at St. John's	78 63	24-56 26-52	42.9 50.0	8-25 2-8	32.0 25.0	22-33 11-16	66.7 68.8	16-19-35 8-21-29	19 22	16 10	17 22	2 5	8 3	41 31
Sacramento State at Illinois State	69 86	29-65 34-56	44.6 60.7	6-16 7-15	37.5 46.7	5-9 11-19	55.6 57.9	13-16-29 12-25-37	21 15	12 26	18 20	1 6	15 7	28 39
UT-Arlington at Illinois State	61 86	20-52 30-57	38.5 52.6	7-22 14-27	31.8 51.9	14-16 12-16	87.5 75.0	13-21-34 8-20-28	20 14	11 25	27 16	2 5	7 11	29 36
Miami (Ohio) at Illinois State	40 64	18-47 22-49	38.3 44.9	2-13 6-18	15.4 33.3	2-8 14-22	25.0 63.6	5-26-31 8-27-35	19 12	11 13	23 15	3 2	19 10	27 25
Illinois State at Evansville	41 69	14-52 26-49	26.9 53.1	7-26 8-12	26.9 66.7	6-11 9-16	54.5 56.3	15-21-36 6-26-32	18 13	9 16	17 11	2 4	6 4	27 28
Illinois State at Western Michigan	57 65	23-59 21-51	39.0 41.2	5-28 5-14	17.9 35.7	6-9 18-25	66.7 72.0	11-16-27 16-26-42	21 16	14 12	9 14	3 3	3 3	24 27



Ronnie Carlwell • 51

C • 6-11 • 258 • Sr.-2L • Maywood, Ill. (Proviso East)

CAREER BESTS:

Points – 8 vs. Bradley, 2-5-05
 Rebounds – 6 at Marquette, 11-15-04
 Assists – 2, twice
 Blocked Shots – 3, twice
 Steals – 2 vs. IPFW, 12-6-05
 Minutes – 24 at Marquette, 11-15-04

SEASON BESTS:

Points – 2, twice
 Rebounds – 2, twice
 Assists – 1 vs. UT-Arlington, 12-2-06
 Blocked Shots – 1 at Evansville, 12-9-06
 Steals – 0
 Minutes – 10 at Evansville, 12-9-06

Last Time Out:

Logged nine minutes and posted two points and a rebound.

2006-07/SENIOR AT ILLINOIS STATE:

Scored his first points of the season with a dunk against SMU (11/12) • 2006 Will Robinson Endowed Scholarship recipient.

2006-07 GAME-BY-GAME STATISTICS:

Opponent	FG-A	3FG-A	FT-A	O-D-T	PF	TP	A	TO	BLK	S	MIN
vs. SMU ^A	1-1	0-0	0-0	0-0-0	2	2	0	0	0	0	3
at Florida State ^A	0-1	0-0	0-0	0-0-0	0	0	0	0	0	0	4
vs. McNeese State ^A	0-0	0-0	0-0	0-0-0	0	0	0	0	0	0	1
CS-Northridge	0-0	0-0	0-0	0-0-0	1	0	0	0	0	0	5
at St. John's	0-0	0-0	0-0	0-1-1	1	0	0	0	0	0	7
Sacramento State	0-0	0-0	0-0	0-0-0	0	0	0	0	0	0	1
UT-Arlington	0-2	0-0	1-2	0-2-2	2	1	1	0	0	0	6
Miami (Ohio)	0-0	0-0	0-0	0-2-2	0	0	0	0	0	0	2
at Evansville*	0-0	0-0	0-0	0-0-0	0	0	0	1	1	0	10
at Western Michigan	1-1	0-0	0-0	0-1-1	3	2	0	1	0	0	9

Lewis
at Illinois-Chicago
Southern Illinois*
at Creighton*
Indiana State*
Northern Iowa*
at Drake*
Missouri State*
Wichita State*
Drake*
at Bradley*
at Southern Illinois*
Evansville*
Bradley*
at Missouri State*
at Wichita State*
at Indiana State*
BracketBusters
Creighton*
at Northern Iowa*

^A Games started
^{*} Colonial Classic game
^{*} Missouri Valley Conference game



Greg Dilligard • 50

F • 6-8 • 230 • Sr.-3L • Labelle, Mo. (Highland)

CAREER BESTS:

Points – 22 at Indiana State, 12-22-05
 Rebounds – 12 at Indiana State, 12-22-05
 Assists – 4, three times
 Blocked Shots – 7 at Loyola-Chicago, 12-18-04
 Steals – 3, five times
 Minutes – 37 vs. Drake, 2-14-06

SEASON BESTS:

Points – 20 vs. McNeese State, 11-14-06
 Rebounds – 11 at St. John's, 11-25-06
 Assists – 4, twice
 Blocked Shots – 4 vs. Cal State Northridge, 11-20-06
 Steals – 2 at St. John's, 11-25-06
 Minutes – 33 at St. John's, 11-25-06

Last Time Out:

Finished with nine points in only 21 minutes, while adding seven rebounds and three assists.

2006-07/SENIOR AT ILLINOIS STATE:

Against Miami (Ohio) (12/5) collected a double-double with 11 points and 10 rebounds • Notched his second double-double of the campaign with 11 points and 10 boards against Sacramento State (11/29) • Posted his first double-double of the season at St. John's (11/25) with 17 points and 11 rebounds • Collected a season-high four blocked shots against Cal State Northridge (11/20) • Registered his second career 20-point scoring game with an even 20 against McNeese State (11/14) • Continues to climb up the Illinois State career blocked shot leaderboard and now has 137 for his career, which ranks fourth all-time • 2006 Doug Collins Endowed Scholarship recipient.

2006-07 GAME-BY-GAME STATISTICS:

Opponent	FG-A	3FG-A	FT-A	O-D-T	PF	TP	A	TO	BLK	S	MIN
• vs. SMU ^A	2-2	0-0	0-0	2-4-6	4	4	2	2	2	0	27
• at Florida State ^A	4-6	0-0	0-0	1-1-2	4	8	0	1	2	1	20
• vs. McNeese State ^A	9-14	0-0	2-3	5-0-5	4	20	3	1	1	1	32
• CS-Northridge	3-4	0-0	0-2	0-4-4	4	6	3	0	4	0	24
• at St. John's	8-15	0-0	1-5	7-4-11	4	17	4	3	1	2	33
• Sacramento St.	5-6	0-0	1-5	5-5-10	4	11	4	1	1	0	24
• UT-Arlington	3-4	0-0	0-0	1-2-3	2	6	3	2	1	1	26
• Miami (Ohio)	5-7	0-0	1-3	5-5-10	1	11	0	3	0	1	31
• at Evansville*	3-5	0-0	0-2	4-5-9	4	6	2	6	1	0	21
• at Western Michigan	4-7	0-0	1-1	5-2-7	4	9	3	1	0	0	21

Lewis
at Illinois-Chicago
Southern Illinois*
at Creighton*
Indiana State*
Northern Iowa*
at Drake*
Missouri State*
Wichita State*
Drake*
at Bradley*
at Southern Illinois*
Evansville*
Bradley*
at Missouri State*
at Wichita State*
at Indiana State*
BracketBusters
Creighton*



Levi Dyer • 32

C • 6-11 • 220 • Jr.-2L • Eaton, Colo. (Eaton)

CAREER BESTS:

Points – 17, twice
Rebounds – 6 vs. Drake, 2-14-06
Assists – 4 vs. Drake, 2-14-06
Blocked Shots – 2, twice
Steals – 3 at Drake, 2-7-06
Minutes – 35 vs. Drake, 2-14-06

SEASON BESTS:

Points – 17 vs. UT-Arlington, 12-2-06
Rebounds – 4, three times
Assists – 1, four times
Blocked Shots – 2 vs. Cal State Northridge, 11-20-06
Steals – 2 vs. UT-Arlington, 12-2-06
Minutes – 17 at Evansville, 12-9-06

Last Time Out:

Tossed in seven points, but was 3-of-9 from the field, including 1-for-5 on threes.

2006-07/JUNIOR AT ILLINOIS STATE:

Equaled his career high with 17 points against UT-Arlington (12/2) on 6-for-7 shooting • Matched his career high with a pair of blocked shots against Cal State Northridge (11/20) • 2006 Milt Weisbecker Endowed Scholarship recipient.

2006-07 GAME-BY-GAME STATISTICS:

Opponent	FG-A	3FG-A	FT-A	O-D-T	PF	TP	A	TO	BLK	S	MIN
vs. SMU ^A	1-5	1-3	2-2	1-1-2	3	5	0	2	0	0	13
at Florida State ^A	0-0	0-0	0-0	0-0-0	1	0	1	0	0	1	12
vs. McNeese State ^A	1-3	0-0	0-0	1-2-3	1	2	0	3	0	0	5
CS-Northridge	0-3	0-3	0-0	0-4-4	3	0	0	1	2	1	16
at St. John's	1-2	1-2	2-2	0-0-0	2	5	0	0	0	0	6
Sacramento St.	1-2	0-0	0-0	0-0-0	0	2	1	1	1	0	5
UT-Arlington	6-7	3-4	2-2	0-4-4	2	17	1	0	1	2	16
Miami (Ohio)	4-6	1-1	0-0	1-3-4	0	9	1	0	0	0	15
at Evansville*	0-1	0-1	2-4	2-0-2	0	2	0	0	0	0	17
at Western Michigan	3-9	1-5	0-1	0-2-2	2	7	0	1	1	1	16

Lewis											
at Illinois-Chicago											
Southern Illinois*											
at Creighton*											
Indiana State*											
Northern Iowa*											
at Drake*											
Missouri State*											
Wichita State*											
Drake*											
at Bradley*											
at Southern Illinois*											
Evansville*											
Bradley*											
at Missouri State*											
at Wichita State*											
at Indiana State*											
BracketBusters											
Creighton*											
at Northern Iowa*											

^A Games started
^{*} Colonial Classic game
^{*} Missouri Valley Conference game



Osiris Eldridge • 0

G • 6-3 • 190 • Fr.-HS • Chicago, Ill. (Phillips Academy)

CAREER BESTS:

Points – 14 vs. UT-Arlington, 12-2-06
Rebounds – 7 at Evansville, 12-9-06
Assists – 3 vs. SMU, 11-12-06
Blocked Shots – 0
Steals – 3 vs. SMU, 11-12-06
Minutes – 21, twice

Last Time Out:

Registered four points, two rebounds and an assist in 18 minutes of action.

2006-07/FRESHMAN AT ILLINOIS STATE:

Scored a career-best 14 points against UT-Arlington (12/2) • Began his college career by shooting 1-for-22 (.045) from the floor in his first four games • Made his first career basket with a three-point shot against McNeese State (11/14) • Scored his first points of his career with a pair of free throws at Florida State (11/13) • Four of his team-high 13 points in the exhibition win over UMSL came on fast break dunks.

2006-07 GAME-BY-GAME STATISTICS:

Opponent	FG-A	3FG-A	FT-A	O-D-T	PF	TP	A	TO	BLK	S	MIN
vs. SMU ^A	0-7	0-3	0-0	0-0-0	1	0	3	2	0	3	15
at Florida State ^A	0-4	0-3	2-2	0-3-3	2	2	1	4	0	0	17
vs. McNeese State ^A	1-6	1-4	0-0	1-4-5	1	3	0	1	0	0	20
CS-Northridge	0-5	0-3	1-2	1-3-4	0	1	0	1	0	0	19
at St. John's	2-5	2-3	2-2	1-1-2	1	8	2	2	0	1	17
Sacramento St.	1-3	0-0	1-2	1-0-1	1	3	0	1	0	0	6
UT-Arlington	5-9	4-7	0-0	0-2-2	0	14	2	0	0	0	12
Miami (Ohio)	2-5	1-3	0-0	0-2-2	2	5	1	1	0	1	21
at Evansville*	3-8	3-6	0-0	2-5-7	2	9	0	0	0	1	21
at Western Michigan	2-5	0-2	0-0	1-1-2	0	4	1	1	0	0	18

Lewis											
at Illinois-Chicago											
Southern Illinois*											
at Creighton*											
Indiana State*											
Northern Iowa*											
at Drake*											
Missouri State*											
Wichita State*											
Drake*											
at Bradley*											
at Southern Illinois*											
Evansville*											
Bradley*											
at Missouri State*											
at Wichita State*											
at Indiana State*											
BracketBusters											
Creighton*											
at Northern Iowa*											

^A Games started
^{*} Colonial Classic game
^{*} Missouri Valley Conference game



Roberto Fortes • 1

G • 6-4 • 195 • Sr.-1L • Fort Wayne, Ind. (Daytona Beach CC)

CAREER BESTS:

Points – 23 at Miami (Ohio), 2-18-06
 Rebounds – 7 at St. John's, 11-25-06
 Assists – 4 vs. UT-Arlington, 12-2-06
 Blocked Shots – 0
 Steals – 3, twice
 Minutes – 37 vs. Drake, 2-14-06

SEASON BESTS:

Points – 15 at Western Michigan, 12-19-06
 Rebounds – 7 at St. John's, 11-25-06
 Assists – 4 vs. UT-Arlington, 12-2-06
 Blocked Shots – 0
 Steals – 3 vs. Cal State Northridge, 11-20-06
 Minutes – 32 vs. Sacramento State, 11-29-06

Last Time Out:
 Led the team with 15 points, on 6-for-11 shooting, and added four rebounds.

2006-07/SENIOR AT ILLINOIS STATE:

Poured in a season-best 15 points at Western Michigan (12/16) • Tossed in 13 points against UT-Arlington (12/2) • Posted his first double-digit scoring game of the season with 13 points at St. John's (11/25) • Added a career-best seven rebounds against the Red Storm.

2006-07 GAME-BY-GAME STATISTICS:

Opponent	FG-A	3FG-A	FT-A	O-D-T	PF	TP	A	TO	BLK	S	MIN
• vs. SMU ^A	2-5	1-3	1-1	1-4-5	3	6	0	2	0	0	24
• at Florida State ^A	2-7	1-3	0-1	0-2-2	2	5	2	5	0	2	31
• vs. McNeese State ^A	2-6	1-4	2-2	0-3-3	1	7	2	1	0	1	24
• CS-Northridge	0-3	0-1	2-2	1-3-4	2	2	1	2	0	3	25
• at St. John's	3-10	1-6	6-8	2-5-7	3	13	1	1	0	0	27
• Sacramento St.	4-8	3-6	0-0	0-0-0	0	11	3	4	0	2	32
• UT-Arlington	5-10	3-6	0-0	1-2-3	1	13	4	1	0	2	28
• Miami (Ohio)	0-3	0-3	2-2	0-0-0	3	2	2	2	0	0	23
• at Evansville [*]	1-6	1-4	0-0	1-1-2	4	3	2	1	0	0	21
• at Western Michigan	6-11	2-7	1-1	0-4-4	3	15	1	3	0	0	29

Lewis
at Illinois-Chicago
Southern Illinois*
at Creighton*
Indiana State*
Northern Iowa*
at Drake*
Missouri State*
Wichita State*
Drake*
at Bradley*
at Southern Illinois*
Evansville*
Bradley*
at Missouri State*
at Wichita State*
at Indiana State*
BracketBusters
Creighton*
at Northern Iowa*

^{*} Games started
[^] Colonial Classic game
^{*} Missouri Valley Conference game



Bobby Hill • 24

F • 6-6 • 210 • Fr.-HS • St. Louis, Mo. (Vashon)

CAREER BESTS:

Points – 4 vs. UT-Arlington, 12-2-06
 Rebounds – 2 vs. UT-Arlington, 12-2-06
 Assists – 1 vs. UT-Arlington, 12-2-06
 Blocked Shots – 0
 Steals – 0
 Minutes – 5 vs. UT-Arlington, 12-2-06

Last Time Out:
 Did not play.

2006-07/FRESHMAN AT ILLINOIS STATE:

Played a season best five minutes against UT-Arlington (12/2) and scored four points, his first collegiate points.

2006-07 GAME-BY-GAME STATISTICS:

Opponent	FG-A	3FG-A	FT-A	O-D-T	PF	TP	A	TO	BLK	S	MIN
vs. SMU ^A											Did not play – Coach's Decision
at Florida State ^A											Did not play – Coach's Decision
vs. McNeese State ^A	0-0	0-0	0-0	1-0-1	0	0	0	0	0	0	1
CS-Northridge	0-1	0-0	0-0	1-0-1	2	0	0	0	0	0	3
at St. John's											Did not play – Coach's Decision
Sacramento St.	0-0	0-0	0-0	0-0-0	0	0	0	0	0	0	1
UT-Arlington	1-3	0-0	2-2	1-1-2	0	4	1	1	0	0	5
Miami (Ohio)	0-0	0-0	0-0	0-0-0	0	0	0	0	0	0	2
at Evansville [*]	0-0	0-0	0-0	0-0-0	0	0	0	0	0	0	3
at Western Michigan											Did not play – Coach's Decision

Lewis
at Illinois-Chicago
Southern Illinois*
at Creighton*
Indiana State*
Northern Iowa*
at Drake*
Missouri State*
Wichita State*
Drake*
at Bradley*
at Southern Illinois*
Evansville*
Bradley*
at Missouri State*
at Wichita State*
at Indiana State*
BracketBusters
Creighton*
at Northern Iowa*

^{*} Games started
[^] Colonial Classic game
^{*} Missouri Valley Conference game



Brandon Holtz • 45

G • 6-4 • 185 • So.-1L • Bloomington, Ill. (Bloomington)

CAREER BESTS:

Points – 12 vs. Southern Illinois, 1-28-06
 Rebounds – 5, twice
 Assists – 3 vs. Wichita State, 1-8-06
 Blocked Shots – 1 vs. Creighton, 12-31-05
 Steals – 2, twice
 Minutes – 25 vs. Southern Illinois, 1-28-06

SEASON BESTS:

Points – 10 vs. Sacramento State, 11-29-06
 Rebounds – 3 vs. Sacramento State, 11-29-06
 Assists – 1, three times
 Blocked Shots – 0
 Steals – 1 vs. Sacramento State, 11-29-06
 Minutes – 19 vs. Sacramento State, 11-29-06

Last Time Out:
 Did not play.

2006-07/SOPHOMORE AT ILLINOIS STATE:

Tossed in a season-best 10 points on 4-for-7 shooting against Sacramento State (11/29) • Scored nine points, all from treys, against Cal State Northridge (11/20).

2006-07 GAME-BY-GAME STATISTICS:

Opponent	FG-A	3FG-A	FTA	O-D-T	PF	TP	A	TO	BLK	S	MIN
vs. SMU ^A	Did not play – Coach's Decision										
at Florida State ^A	Did not play – Coach's Decision										
vs. McNeese State ^A	0-0	0-0	0-0	0-0-0	0	0	0	0	0	0	1
CS-Northridge	3-6	3-6	0-0	0-1-1	1	9	0	0	0	0	9
at St. John's	Did not play – Coach's Decision										
Sacramento St.	4-7	2-5	0-1	1-2-3	2	10	1	1	0	1	19
UT-Arlington	0-2	0-2	1-2	0-1-1	1	1	1	0	0	0	14
Miami (Ohio)	0-0	0-0	0-0	0-0-0	0	0	0	0	0	0	2
at Evansville [*]	0-3	0-3	0-0	0-2-2	0	0	1	0	0	0	8
at Western Michigan	Did not play – Coach's Decision										
Lewis											
at Illinois-Chicago											
Southern Illinois [*]											
at Creighton [*]											
Indiana State [*]											
Northern Iowa [*]											
at Drake [*]											
Missouri State [*]											
Wichita State [*]											
Drake [*]											
at Bradley [*]											
at Southern Illinois [*]											
Evansville [*]											
Bradley [*]											
at Missouri State [*]											
at Wichita State [*]											
at Indiana State [*]											
BracketBusters											
Creighton [*]											
at Northern Iowa [*]											

^{*} Games started

[^] Colonial Classic game

^{*} Missouri Valley Conference game



Dom Johnson • 10

G • 6-0 • 185 • Jr.-TR • Bell City, Mo. (Three Rivers CC)

CAREER BESTS:

Points – 32 vs. Florida State, 11-13-06
 Rebounds – 5 vs. Cal State Northridge, 11-20-06
 Assists – 4 vs. Florida State, 11-13-06
 Blocked Shots – 1, twice
 Steals – 3, three times
 Minutes – 37, twice

Last Time Out:
 Tossed in five points on 2-for-11 shooting, including 1-of-7 on threes.

2006-07/JUNIOR AT ILLINOIS STATE:

Recorded a career-best 32 points on 12-for-23 shooting at Florida State (11/13), including a 7-for-13 effort on threes • Poured in a game-high 15 points against SMU (11/12), powered by five 3-pointers • Named the Valley Newcomer of the Week (11/13) after his performance against SMU in the Colonial Classic.


2006-07 GAME-BY-GAME STATISTICS:

Opponent	FG-A	3FG-A	FTA	O-D-T	PF	TP	A	TO	BLK	S	MIN
• vs. SMU ^A	5-12	5-11	0-0	1-0-1	1	15	1	1	1	0	35
• at Florida State ^A	12-23	7-15	1-1	0-1-1	1	32	4	3	1	3	37
• vs. McNeese State ^A	1-11	1-8	0-0	2-1-3	1	3	2	3	0	2	35
• CS-Northridge	5-9	4-7	2-2	1-4-5	2	16	1	4	0	2	27
• at St. John's	2-7	1-5	2-3	0-0-0	2	7	2	3	0	3	37
• Sacramento St.	2-5	0-2	4-4	0-2-2	1	8	4	3	1	2	34
• UT-Arlington	4-8	3-6	2-2	0-3-3	0	13	3	0	0	0	24
• Miami (Ohio)	3-9	3-8	0-0	0-2-2	3	9	3	1	0	3	34
• at Evansville [*]	4-10	3-7	0-0	0-1-1	1	11	1	0	0	1	32
• at Western Michigan	2-11	1-7	0-0	0-2-2	1	5	3	1	0	1	35
Lewis											
at Illinois-Chicago											
Southern Illinois [*]											
at Creighton [*]											
Indiana State [*]											
Northern Iowa [*]											
at Drake [*]											
Missouri State [*]											
Wichita State [*]											
Drake [*]											
at Bradley [*]											
at Southern Illinois [*]											
Evansville [*]											
Bradley [*]											
at Missouri State [*]											
at Wichita State [*]											
at Indiana State [*]											
BracketBusters											
Creighton [*]											
at Northern Iowa [*]											

^{*} Games started

[^] Colonial Classic game

^{*} Missouri Valley Conference game



Julius Moor • 22

G • 6-3 • 185 • Jr.-TR • Kieler, Wis. (Kirkwood CC)

CAREER BESTS:

Points – 1 vs. Cal State Northridge, 11-20-06
 Rebounds – 1 vs. McNeese State, 11-14-06
 Assists – 0
 Blocked Shots – 0
 Steals – 1 vs. UT-Arlington, 12-2-06
 Minutes – 6 vs. UT-Arlington, 12-2-06

Last Time Out:
 Did not play.


2006-07/JUNIOR AT ILLINOIS STATE:

Scored his first career point with a made free throw against Cal State Northridge (11/20).

2006-07 GAME-BY-GAME STATISTICS:

Opponent	FG-A	3FG-A	FT-A	O-D-T	PF	TP	A	TO	BLK	S	MIN
vs. SMU ^A	0-0	0-0	0-0	0-0-0	0	0	0	0	0	0	2
at Florida State ^A	Did not play – Coach's Decision										
vs. McNeese State ^A	0-0	0-0	0-0	0-1-1	0	0	0	2	0	0	3
CS-Northridge	0-0	0-0	1-2	0-0-0	0	1	0	0	0	0	3
at St. John's	Did not play – Coach's Decision										
Sacramento St.	0-0	0-0	0-0	0-0-0	0	0	0	0	0	0	1
UT-Arlington	0-0	0-0	0-0	0-0-0	1	0	0	2	0	1	6
Miami (Ohio)	0-1	0-0	0-0	0-0-0	0	0	0	0	0	0	2
at Evansville [*]	0-0	0-0	0-0	0-0-0	0	0	0	0	0	0	2
at Western Michigan	Did not play – Coach's Decision										
Lewis											
at Illinois-Chicago											
Southern Illinois [*]											
at Creighton [*]											
Indiana State [*]											
Northern Iowa [*]											
at Drake [*]											
Missouri State [*]											
Wichita State [*]											
Drake [*]											
at Bradley [*]											
at Southern Illinois [*]											
Evansville [*]											
Bradley [*]											
at Missouri State [*]											
at Wichita State [*]											
at Indiana State [*]											
BracketBusters											
Creighton [*]											
at Northern Iowa [*]											

^{*} Games started
[^] Colonial Classic game
^{*} Missouri Valley Conference game



Dinma Odiakosa • 42

F • 6-8 • 240 • So.-1L • Akwukwu, Nigeria (St. Patrick's)

CAREER BESTS:

Points – 6 vs. Indiana State, 1-25-06
 Rebounds – 10 vs. Indiana State, 1-25-06
 Assists – 1, five times
 Blocked Shots – 2 at Bradley, 2-1-06
 Steals – 1, three times
 Minutes – 20, twice

Last Time Out:
 Did not play.

2006-07/SOPHOMORE AT ILLINOIS STATE:

Has yet to play this season, probable redshirt candidate • Recorded a pair of blocked shots and added four rebounds and two points in the exhibition game.

2006-07 GAME-BY-GAME STATISTICS:

Opponent	FG-A	3FG-A	FT-A	O-D-T	PF	TP	A	TO	BLK	S	MIN
vs. SMU ^A	Did not play – Coach's Decision										
at Florida State ^A	Did not play – Coach's Decision										
vs. McNeese State ^A	Did not play – Coach's Decision										
CS-Northridge	Did not play – Coach's Decision										
at St. John's	Did not play – Coach's Decision										
Sacramento St.	Did not play – Coach's Decision										
UT-Arlington	Did not play – Coach's Decision										
Miami (Ohio)	Did not play – Coach's Decision										
at Evansville [*]	Did not play – Coach's Decision										
at Western Michigan	Did not play – Coach's Decision										
Lewis											
at Illinois-Chicago											
Southern Illinois [*]											
at Creighton [*]											
Indiana State [*]											
Northern Iowa [*]											
at Drake [*]											
Missouri State [*]											
Wichita State [*]											
Drake [*]											
at Bradley [*]											
at Southern Illinois [*]											
Evansville [*]											
Bradley [*]											
at Missouri State [*]											
at Wichita State [*]											
at Indiana State [*]											
BracketBusters											
Creighton [*]											
at Northern Iowa [*]											

^{*} Games started
[^] Colonial Classic game
^{*} Missouri Valley Conference game



Boo Richardson • 5

G • 5-8 • 160 • Jr.-TR • Kansas City, Kan. (Coffeyville CC)

CAREER BESTS:

Points – 23 vs. McNeese State, 11-14-06
 Rebounds – 4 vs. Miami (Ohio), 12-5-06
 Assists – 8, twice
 Blocked Shots – 0
 Steals – 2, twice
 Minutes – 39 at Western Michigan, 12-19-06

Last Time Out:

Logged 39 minutes, but was 1-for-9 from the field and finished with six points.

2006-07/JUNIOR AT ILLINOIS STATE:

Has made one of his last 20 field goal attempts (.050), including 1-for-12 on threes (.083) • Named the Valley Newcomer of the Week on Nov. 27 • Has six double-figure scoring games on the season • Scored a career-high 23 points in the win over McNeese State (11/14), while also adding seven assists.

2006-07 GAME-BY-GAME STATISTICS:

Opponent	FG-A	3FG-A	FT-A	O-D-T	PF	TP	A	TO	BLK	S	MIN
• vs. SMU ^A	4-13	0-4	2-2	1-1-2	3	10	4	6	0	1	38
• at Florida State ^A	1-6	0-0	2-2	1-1-2	4	4	4	6	0	0	34
• vs. McNeese State ^A	8-12	3-5	4-5	1-2-3	1	23	7	2	0	1	36
• CS-Northridge	4-7	1-3	6-7	1-1-2	2	15	8	5	0	0	30
• at St. John's	5-10	3-8	5-6	1-2-3	3	18	4	5	0	1	31
• Sacramento St.	4-8	2-2	2-3	0-3-3	3	12	8	5	0	1	27
• UT-Arlington	2-3	1-2	2-4	0-1-1	1	7	7	5	0	2	31
• Miami (Ohio)	4-9	1-2	4-7	0-4-4	1	13	4	5	0	1	35
at Evansville*	0-11	0-5	2-3	0-1-1	1	2	2	5	0	2	35
• at Western Michigan	1-9	1-7	3-4	1-1-2	2	6	6	1	0	1	39

Lewis
at Illinois-Chicago
Southern Illinois*
at Creighton*
Indiana State*
Northern Iowa*
at Drake*
Missouri State*
Wichita State*
Drake*
at Bradley*
at Southern Illinois*
Evansville*
Bradley*
at Missouri State*
at Wichita State*
at Indiana State*
BracketBusters
Creighton*
at Northern Iowa*

* Games started
 * Colonial Classic game
 * Missouri Valley Conference game



Anthony Slack • 4

F • 6-7 • 210 • Jr.-TR • New Orleans, La. (Coffeyville CC)

CAREER BESTS:

Points – 21 vs. Sacramento State, 11-29-06
 Rebounds – 12 vs. SMU, 11-12-06
 Assists – 2, three times
 Blocked Shots – 3, three times
 Steals – 5 vs. Cal State Northridge, 11-20-06
 Minutes – 33 vs. Miami (Ohio), 12-5-06

Last Time Out:

Fouled out while playing 22 minutes with nine points and two blocked shots.

2006-07/JUNIOR AT ILLINOIS STATE:

Collected his second double-double of the season with 15 points and 10 boards against Miami (Ohio) (12/5) • Posted his first career double-double with a career-high 21 points and 10 rebounds against Sacramento State (11/29) • Notched his first career double-digit scoring game in his home debut with 12 points against Cal State Northridge (11/20) • Also added five steals versus CSUN • Swatted a career-high four blocked shots vs. McNeese State (11/24) • Collected a game-high 12 rebounds against SMU.

2006-07 GAME-BY-GAME STATISTICS:

Opponent	FG-A	3FG-A	FT-A	O-D-T	PF	TP	A	TO	BLK	S	MIN
• vs. SMU ^A	4-7	1-2	0-2	3-9-12	4	9	0	3	2	2	25
• at Florida State ^A	4-5	0-1	0-0	0-5-5	2	8	2	5	0	1	26
• vs. McNeese State ^A	3-5	0-1	1-2	4-4-8	4	7	0	1	3	1	23
• CS-Northridge	5-11	0-1	2-5	2-5-7	1	12	1	3	1	5	28
• at St. John's	3-7	0-1	4-7	1-6-7	2	10	1	1	1	0	29
• Sacramento St.	9-10	0-0	3-4	2-8-10	3	21	1	3	3	1	27
• UT-Arlington	4-8	0-0	2-2	2-1-3	2	10	2	3	3	3	26
• Miami (Ohio)	4-9	0-1	7-10	2-8-10	2	15	2	3	2	4	33
• at Evansville*	2-7	0-0	0-0	2-4-6	4	4	0	2	0	1	18
• at Western Michigan	4-5	0-0	1-2	1-1-2	5	9	0	0	2	0	22

Lewis
at Illinois-Chicago
Southern Illinois*
at Creighton*
Indiana State*
Northern Iowa*
at Drake*
Missouri State*
Wichita State*
Drake*
at Bradley*
at Southern Illinois*
Evansville*
Bradley*
at Missouri State*
at Wichita State*
at Indiana State*
BracketBusters
Creighton*
at Northern Iowa*

* Games started
 * Colonial Classic game



Mike Vandello • 31

F • 6-7 • 220 • So.-1L • Bettendorf, Iowa (Bettendorf)

CAREER BESTS:

Points – 11 vs. Indiana State, 1-25-06
 Rebounds – 8 vs. Sacramento State, 11-29-06
 Assists – 5 vs. UW-Green Bay, 12-3-05
 Blocked Shots – 1, four times
 Steals – 3 vs. Evansville, 1-16-06
 Minutes – 31 vs. Georgia Southern, 12-10-05

SEASON BESTS:

Points – 8 vs. Sacramento State, 11-29-06
 Rebounds – 8 vs. Sacramento State, 11-29-06
 Assists – 4 vs. Sacramento State, 11-29-06
 Blocked Shots – 0
 Steals – 1, five times
 Minutes – 23 vs. Sacramento State, 11-29-06

Last Time Out:
 Played 11 minutes
 and finished with two
 rebounds.

2006-07/SOPHOMORE AT ILLINOIS STATE:

Did not play against Miami (Ohio) due to a shoulder injury • Collected a career best eight rebounds against Sacramento State (11/29), also added eight points and four assists • Shot 2-for-9 (.222) in the Colonial Classic in Tallahassee, Fla.

2006-07 GAME-BY-GAME STATISTICS:

Opponent	FG-A	3FG-A	FT-A	O-D-T	PF	TP	A	TO	BLK	S	MIN
vs. SMU ^A	1-5	0-0	2-2	2-0-2	0	4	0	2	0	1	18
at Florida State ^A	0-1	0-1	0-1	0-3-3	4	0	0	2	0	1	19
vs. McNeese State ^A	1-3	0-0	0-0	2-2-4	4	2	1	2	0	0	19
CS-Northridge	1-2	0-0	2-2	2-1-3	2	4	0	2	0	1	12
at St. John's	0-0	0-0	0-0	1-0-1	1	0	2	2	0	1	13
Sacramento St.	4-7	0-0	0-0	3-5-8	1	8	4	1	0	0	23
UT-Arlington	0-1	0-0	0-0	0-0-0	2	0	0	2	0	0	6
Miami (Ohio)	Did not play – Injury										
at Evansville [*]	1-1	0-0	2-2	2-1-3	2	4	1	2	0	1	12
at Western Michigan	0-1	0-0	0-0	0-2-2	1	0	0	0	0	0	11

- Lewis
- at Illinois-Chicago
- Southern Illinois^{*}
- at Creighton^{*}
- Indiana State^{*}
- Northern Iowa^{*}
- at Drake^{*}
- Missouri State^{*}
- Wichita State^{*}
- Drake^{*}
- at Bradley^{*}
- at Southern Illinois^{*}
- Evansville^{*}
- Bradley^{*}
- at Missouri State^{*}
- at Wichita State^{*}
- at Indiana State^{*}
- BracketBusters
- Creighton^{*}
- at Northern Iowa^{*}

^A Games started
^{*} Colonial Classic game
^{*} Missouri Valley Conference game

EXHIBITION 1
Redbirds Win Lone Exhibition, 60-49

NORMAL, Ill. – The newcomers made quite an opening impression for the Illinois State men's basketball team, as freshman guard Osiris Eldridge led the team with 13 points, on 3-for-4 shooting from beyond the arc, and junior-transfer Anthony Slack recorded a double-double with 10 points and a team-leading 11 rebounds in ISU's 83-58 victory over Division II Missouri-St. Louis in exhibition action Wednesday night at Redbird Arena.

Eldridge and Slack were two of four Redbirds to score in double figures as junior center Levi Dyer and senior forward Greg Dilligard each chipped in 10 points a piece.

The 'Birds also had a fantastic shooting night, connecting on 57 percent of their shots, including 9-of-22 from long distance. The Redbird defense proved to be equally up to the challenge, holding the Rivermen to 33 percent from the floor and scoring 16 points off UMSL turnovers.

Illinois State opened the second half on a 17-4 run and never looked back. Junior Dominatrix Johnson poured in five points for the 'Birds during the run that put the game out of reach. The Redbirds' hot shooting touch carried over from the first half as ISU built its lead to as many as 28 points.

ILLINOIS STATE 83, Missouri-St. Louis 58
November 1, 2006 • Redbird Arena

UMSL	Min.	FG-A	3FG-A	FT-A	O-REB	A	PF	TP
Ledbetter, f	29	5-9	4-6	4-4	2-5	1	1	18
Slaten, f	27	3-12	2-7	4-4	1-3	1	1	12
Ward, c	27	3-7	0-0	0-0	2-5	2	2	6
Boateng, g	18	2-6	1-3	0-2	3-4	0	1	5
Hawkins, g	20	2-10	0-0	0-1	2-4	2	2	4
DeChellis	19	2-3	0-0	0-0	0-3	0	2	4
Kliethermes	8	1-1	0-0	0-0	1-1	0	2	2
Jackson	16	1-3	0-1	0-0	1-3	1	0	2
Whittaker	22	2-7	1-2	0-0	0-1	2	0	5
Adams	14	0-5	0-0	0-0	1-2	0	2	0
Totals	200	21-63	8-19	8-11	14-35	9	13	58

Team Pct.: FG – .333; FT – .727

Blocks: 1 (Jackson 1)

Turnovers: 14 (Ledbetter 1, Slaten 3, Ward 1, Boateng 2, Hawkins 3, Kliethermes 1, Jackson 1, Whittaker 2)

Steals: 4 (Ledbetter 1, Slaten 1, Hawkins 2)

ILLINOIS STATE	Min.	FG-A	3FG-A	FT-A	O-REB	A	PF	TP
Slack, f	20	5-9	0-1	0-1	3-11	0	3	10
Vandello, f	16	1-2	0-0	2-2	2-4	1	1	4
Dilligard, f	18	5-7	0-0	0-2	1-3	0	2	10
Richardson, g	24	4-7	0-3	1-2	0-0	7	1	9
Johnson, g	20	2-4	1-2	0-0	0-0	2	1	5
Eldridge	21	5-8	3-4	0-0	1-4	2	1	13
Fortes	19	2-7	2-4	1-2	0-2	4	1	7
Moor	10	3-4	1-2	0-0	0-1	1	0	7
Hill	7	0-0	0-0	0-0	0-1	0	0	0
Dyer	18	4-7	1-3	1-2	0-3	2	0	10
Odiakosa	9	1-1	0-0	0-0	1-4	0	3	2
Holtz	11	2-4	1-3	0-0	0-1	2	1	5
Carlwell	7	0-0	0-0	1-2	0-2	0	1	1
Totals	200	34-60	9-22	6-13	9-39	21	15	83

Team Pct.: FG – .567; FT – .462

Blocks: 5 (Slack 1, Dilligard 1, Odiakosa 2, Carlwell 1)

Turnovers: 12 (Vandello 2, Dilligard 1, Richardson 2, Eldridge 2, Moor 1, Hill 1, Dyer 1, Odiakosa 2)

Steals: 9 (Dilligard 2, Richardson 1, Johnson 1, Eldridge 3, Holtz 2)

Officials: Dan Dorian, Bill Oostdyk, Tom O'Neill Jr.

Attendance: 3,295

Halftime Score: ILLINOIS STATE 38, UMSL 30

GAME 1
SMU Tip-in Spoils Redbird Comeback

TALLAHASSEE, Fla. – SMU's Devon Pearson tipped in a missed lay-up by Derrick Roberts in the game's final second to spoil Illinois State's rally from 11 points down in the season opener at the Colonial Classic at the Donald L. Tucker Center on Sunday night.

Trailing 44-33 with 9:54 left in the game, the Redbirds (0-1) used a 19-5 run, including 10 points by Boo Richardson, to take a 52-49 lead with 3:43 on the clock. However, Ike Ofoegbu scored 11 of the Mustangs' final 13 points to give SMU (1-0) a 55-52 with 1:50 remaining. Dominatrix Johnson buried a deep three-pointer, his fifth of the game, to tie the score at 55-55 with 27 seconds on the clock.

Holding for the last possession, Roberts drove along the left side of the lane and his lay-up bounced off the rim, but Pearson flashed in from the right side with the tip-in.

The three-ball was working early for the Redbirds, as ISU shot its way to an early 16-7 lead with 12:13 left in the first half. Trailing 7-6, the Redbirds used a 10-0 run, with treys from post players Anthony Slack and Levi Dyer. However, ISU suffered through a pair of four-minute scoring droughts in the final 12 minutes and SMU responded with an 18-5 spurt to take a 25-21 lead. Thanks to a Bamba Fall's jumper at the buzzer, the Mustangs took a 29-23 lead at the intermission.

Johnson led the way for the Redbirds with 15 points, with all five baskets coming from beyond the arc. Richardson added 10 points, while Slack finished with nine points and a game-high 12 rebounds. SMU was led by Ofoegbu, who finished with 21 points, and Bamba Fall, who tossed in 11.

The Redbirds shot 35 percent from the field, including 31 percent in the first half. ISU also finished with nine free throw attempts, while SMU recorded 25.

SMU 57, ILLINOIS STATE 55
November 12, 2006 • Donald L. Tucker Center

ILLINOIS STATE	Min.	FG-A	3FG-A	FT-A	O-REB	A	PF	TP
Slack, f	25	4-7	1-2	0-2	3-12	0	4	9
Dilligard, f	27	2-2	0-0	0-0	2-6	2	4	4
Fortes, g	24	2-5	1-3	1-1	1-5	0	3	6
Richardson, g	38	4-13	0-4	2-2	1-2	4	3	10
Johnson, g	35	5-12	5-11	0-0	1-1	1	1	15
Eldridge	15	0-7	0-3	0-0	0-0	3	1	0
Moor	2	0-0	0-0	0-0	0-0	0	0	0
Vandello	18	1-5	0-0	2-2	2-2	0	0	4
Dyer	13	1-5	1-3	2-2	1-2	0	3	5
Carlwell	3	1-1	0-0	0-0	0-0	0	2	2
Totals	200	20-57	8-26	7-9	12-32	10	21	55

Team Pct.: FG – .351; FT – .778

Blocks: 5 (Slack 2, Dilligard 2, Johnson 1)

Turnovers: 20 (Slack 3, Dilligard 2, Fortes 2, Richardson 6, Johnson 1, Eldridge 2, Vandello 2, Dyer 2)

Steals: 7 (Slack 2, Richardson 1, Eldridge 3, Vandello 1)

SMU	Min.	FG-A	3FG-A	FT-A	O-REB	A	PF	TP
Pearson, f	33	3-12	0-4	1-1	3-10	1	2	7
Ofoegbu, f	28	4-8	1-2	12-17	2-5	1	4	21
Fall, c	29	5-9	0-0	1-2	2-5	1	4	11
Killen, g	38	1-5	0-1	2-2	0-2	3	1	4
Roberts, g	28	3-6	0-1	0-1	1-3	0	1	6
Ritter	3	0-0	0-0	0-0	0-0	0	0	0
Willingham	18	0-1	0-1	0-0	0-1	1	1	0
Rackauskas	21	3-7	0-1	2-2	2-8	0	5	8
Spencer	2	0-0	0-0	0-0	0-0	0	0	0
Totals	200	19-48	1-10	18-25	11-36	7	18	57

Team Pct.: FG – .396; FT – .720

Blocks: 5 (Fall 3, Rackauskas 2)

Turnovers: 22 (Pearson 2, Ofoegbu 4, Fall 3, Killen 5, Roberts 2, Rackauskas 6)

Steals: 8 (Ofoegbu 1, Killen 4, Roberts 2, Willingham 1)

Officials: Mike Sanzere, Gerry Pollard, Don Daily

Attendance: 6,807

Halftime Score: SMU 29, ILLINOIS STATE 23

GAME 2
Johnson's Hot Hand Can't Sink Seminoles

TALLAHASSEE, Fla. – Junior guard Dominatrix Johnson single-handedly kept Illinois State in the game, but in the end his career-high 32 points weren't enough as the Redbirds fell to Florida State 73-59, in the second day of the Colonial Classic at the Donald L. Tucker Center, Monday night.

The Redbirds (0-2) were never able to overcome a seven-point halftime deficit as Florida State (2-0) led by as many as 17 points in the second half. However, Johnson continued his torrid shooting with his fifth 3-point basket of the second half and dwindled the lead to 66-57 with 2:55 left. Florida State's Al Thornton tried to match Johnson point for point in the second half and finished with 20 points, including 18 in the final frame.

For the second night in a row, Illinois State stormed out of the gate early. The Redbirds jumped on the Seminoles and took an 11-1 lead at the 16:31 mark. It was a total team effort as all five starters scored a basket in the game's first four minutes with Roberto Fortes hitting the game's first three-pointer.

The teams traded baskets to make the score 13-3 with 14:54 left on the clock, but much like the SMU game, the Redbirds were slowed by a couple of four minute scoring droughts in the final 12 minutes of the half. FSU took advantage of the first drought and closed the score to 13-12.

ISU recovered from Florida State's first run and continued to lead thanks the hot shooting of Johnson, who finished with 11 points in the first half. But with the Redbirds leading 19-17 and 8:56 on the clock, ISU suffered its second four-minute scoreless rut of the half. Again the Seminoles capitalized with a 14-5 run to end the half and as a result took a seven-point lead into the locker room at 31-24.

Johnson's 30-point scoring night was the first by a Redbird since Trey Guidry fired in 30 at Creighton on Jan. 22, 2005 and the most since Tarise Bryson scored 38 points in the 2001 National Invitational Tournament game at Purdue.

Florida State 73, ILLINOIS STATE 59
November 13, 2006 • Donald L. Tucker Center

ILLINOIS STATE	Min.	FG-A	3FG-A	FT-A	O-REB	A	PF	TP
Slack, f	26	4-5	0-1	0-0	0-5	2	2	8
Dilligard, f	20	4-6	0-0	0-0	1-2	0	4	8
Fortes, g	31	2-7	1-3	0-1	0-2	2	2	5
Richardson, g	34	1-6	0-0	2-2	1-2	4	4	4
Johnson, g	37	12-23	7-15	1-1	0-1	4	1	32
Eldridge	17	0-4	0-3	2-2	0-3	1	2	2
Vandello	19	0-1	0-1	0-1	0-3	0	4	0
Dyer	12	0-0	0-0	0-0	0-0	1	1	0
Carlwell	4	0-1	0-0	0-0	0-0	0	0	0
Totals	200	23-53	8-23	5-7	6-22	14	20	59

Team Pct.: FG – .434; FT – .714

Blocks: 3 (Dilligard 2, Johnson 1)

Turnovers: 26 (Slack 5, Dilligard 1, Fortes 5, Richardson 6, Johnson 3, Eldridge 4, Vandello 2)

Steals: 9 (Slack 1, Dilligard 1, Fortes 2, Johnson 3, Vandello 1, Dyer 1)

Florida State	Min.	FG-A	3FG-A	FT-A	O-REB	A	PF	TP
Thornton, f	27	8-12	1-2	3-3	1-5	1	2	20
Echefe, f	16	1-3	0-0	0-1	0-0	0	2	2
Swann, g	24	5-9	2-3	2-3	2-4	0	2	14
Douglas, g	30	3-9	0-1	1-2	0-5	5	1	7
Rich, g	32	5-9	0-2	1-1	1-6	1	3	11
Mims	17	2-3	1-2	2-2	2-3	1	0	7
Allen	26	2-2	1-1	1-2	0-4	2	1	6
Breedon	11	0-4	0-2	2-2	0-1	1	0	2
Reid	17	2-2	0-0	0-0	3-3	1	2	4
Totals	200	28-53	5-13	12-16	11-35	12	13	73

Team Pct.: FG – .528; FT – .750

Blocks: 4 (Echefe 1, Rich 1, Allen 2)

Turnovers: 27 (Thornton 5, Echefe 3, Swann 5, Douglas 4, Rich 3, Mims 4, Allen 1, Breedon 1, Reid 1)

Steals: 8 (Thornton 4, Rich 2, Allen 1, Reid 1)

Officials: Mike Sanzere, Gerry Pollard, Don Daily

Attendance: 6,897

Halftime Score: Florida State 31, ILLINOIS STATE 24

GAME 3

Dilligard, Richardson Lead 'Birds to Victory

TALLAHASSEE, Fla. – The inside and outside combination of Illinois State's Greg Dilligard and Boo Richardson was too much for McNeese State as the Redbirds notched their first win of the season with a 67-50 win over the Cowboys in the third and final day of the Colonial Classic at the Donald L. Tucker Center.

Richardson paced the Redbirds (1-2) with a game-high 23 points, while Dilligard collected 20 points. The victory was the first for ISU away from Redbird Arena in its last 18 tries. The last Redbird victory away from Normal occurred on Feb. 19, 2005, when ISU topped Wisconsin-Green Bay 79-69 in ESPN BracketBusters.

Illinois State took the lead 9-7 at the 15:20 mark on an Anthony Slack lay up and never relinquished the lead. Over the next seven minutes, ISU went on a 14-3 run, which included six points by Dilligard, to give the 'Birds a 23-10 with 8:30 left in the first half. The Redbirds increased their lead to 16 points and took a 36-20 advantage into the locker room led by Dilligard's 11 first-half points.

In the second half, the Redbirds could never fully put McNeese State (0-3) away, but the Cowboys were unable to get any closer than 10 points. Both times McNeese State closed the gap to 10 points, the Redbirds responded including a 9-0 run in the game's final three minutes.

ILLINOIS STATE 67, McNeese State 50
November 14, 2006 • Donald L. Tucker Center

McNeese St.	Min.	FG-A	3FG-A	FT-A	O-REB	A	PF	TP
Wardell, f	28	3-9	0-0	4-4	1-5	1	3	10
Bradley, g	38	6-10	0-0	3-8	2-3	0	3	15
Aaron, g	37	5-12	1-4	1-2	1-5	3	1	12
Ford, g	34	2-11	1-4	4-4	1-7	2	1	9
Pichon, g	24	1-1	0-0	0-0	1-3	2	2	2
Lawrence	26	1-3	0-2	0-0	0-0	1	1	2
Penn	8	0-2	0-0	0-1	1-2	0	0	0
Barnhill	5	0-0	0-0	0-0	0-1	0	2	0
Totals	200	18-48	2-10	12-19	9-27	9	13	50

Team Pct.: FG – .375; FT – .632
Blocks: 6 (Bradley 2, Lawrence 1, Penn 3)
Turnovers: 17 (Wardell 4, Bradley 2, Aaron 3, Ford 4, Pichon 4)
Steals: 9 (Wardell 1, Bradley 4, Aaron 1, Ford 1, Pichon 2)

ILLINOIS STATE	Min.	FG-A	3FG-A	FT-A	O-REB	A	PF	TP
Slack, f	23	3-5	0-1	1-2	4-8	0	4	7
Dilligard, f	32	9-14	0-0	2-3	5-5	3	4	20
Fortes, g	24	2-6	1-4	2-2	0-3	2	1	7
Richardson, g	36	8-12	3-5	4-5	1-3	7	1	23
Johnson, g	35	1-11	1-8	0-0	2-3	2	1	3
Eldridge	20	1-6	1-4	0-0	1-5	0	1	3
Moor	3	0-0	0-0	0-0	0-1	0	0	0
Hill	1	0-0	0-0	0-0	1-1	0	0	0
Vandello	19	1-3	0-0	0-0	2-4	1	4	2
Dyer	5	1-3	0-0	0-0	1-3	0	1	2
Holtz	1	0-0	0-0	0-0	0-0	0	0	0
Carlwell	1	0-0	0-0	0-0	0-0	0	0	0
Totals	200	26-60	6-22	9-12	18-40	15	17	67

Team Pct.: FG – .433; FT – .750
Blocks: 4 (Slack 4)
Turnovers: 16 (Slack 1, Dilligard 1, Fortes 1, Richardson 2, Johnson 3, Eldridge 1, Moor 2, Vandello 2, Dyer 3)
Steals: 6 (Slack 1, Dilligard 1, Fortes 1, Richardson 1, Johnson 2)

Officials: Gerry Pollard, Dan Stryfeler, Don Daily
Attendance: 6,780
Halftime Score: ILLINOIS STATE 36, McNeese State 20

GAME 4

Redbirds Convincing in Home Opener

NORMAL, Ill. – Illinois State's Dom Johnson led three Redbirds in double figures with 16 points, but it was the ISU defense that got the best of Cal State Northridge in a 66-44 nonconference win at Redbird Arena.

The Matador offense was stifled as the Redbirds held CSUN to a Redbird Arena low 25.9 percent from the field. CSUN also converted 14 field goals, tying the facility low.

The Matadors jumped out to a quick 2-0 lead when Calvin Chitwood threw down a fast-break dunk on the game's opening play. However, the Redbirds quickly answered on a Boo Richardson three-pointer that opened up a 10-0 run to put the 'Birds up 10-2. Thomas Shewmake then converted on a three-point play for CSUN and ended the ISU run, cutting the lead to 10-5 with 16:03 left in the first half.

ISU continued to score at will, going on a 21-7 run that spanned nearly nine minutes to widen the lead to 31-12. Johnson scored 10 points in the second run, including two baskets from beyond the arc. Jayme Miller's jumper stopped the run for the Matadors and cut the lead to 31-14 and a free throw by Jason Hill then made the score 31-15 at the 2:52 mark.

ILLINOIS STATE 66, Cal State Northridge 44
November 20, 2006 • Redbird Arena

CS Northridge	Min.	FG-A	3FG-A	FT-A	O-REB	A	PF	TP
Heard, f	20	0-4	0-0	0-0	0-1	1	2	0
Chitwood, f	28	6-14	2-5	0-0	2-3	0	1	14
Shewmake, c	15	1-7	0-1	1-1	2-8	0	2	3
Haynes, g	15	0-3	0-1	0-0	0-0	2	2	0
Hill, g	16	1-2	0-1	1-2	0-1	3	4	3
Peters	4	0-0	0-0	0-0	0-2	0	0	0
Noblitt	14	0-6	0-4	0-0	0-0	0	1	0
Miller	17	3-5	0-0	4-7	2-2	0	5	10
Tyson	4	0-0	0-0	0-0	0-1	0	1	0
Colston	16	0-1	0-0	0-0	0-0	2	2	0
Jones	21	1-5	0-1	4-6	3-6	0	2	6
McCrary	11	1-2	0-1	3-3	0-3	0	0	5
Powers	10	1-4	0-0	0-	3-5	0	1	2
Everage	4	0-0	0-0	1-2	0-0	0	1	1
Waggenger	6	0-1	0-0	0-0	1-4	0	0	0
Totals	200	14-54	2-14	14-21	14-38	8	24	44

Team Pct.: FG – .259; FT – .667
Blocks: 1 (Jones 1)
Turnovers: 23 (Heard 1, Chitwood 2, Shewmake 3, Hill 3, Peters 4, Noblitt 2, Miller 3, Colston 3, Jones 1, McCrary 1)
Steals: 9 (Heard 1, Chitwood 1, Haynes 1, Hill 2, Noblitt 1, Miller 1, Colston 1, Powers 1)

ILLINOIS STATE	Min.	FG-A	3FG-A	FT-A	O-REB	A	PF	TP
Slack, f	28	5-11	0-1	2-5	2-7	1	1	12
Dilligard, f	24	3-4	0-0	0-2	0-4	3	4	6
Fortes, g	25	0-3	0-1	2-2	1-4	1	2	2
Richardson, g	30	4-7	1-3	6-7	1-2	8	2	15
Johnson, g	27	5-9	4-7	2-2	1-5	1	2	16
Eldridge	19	0-5	0-3	1-2	1-4	0	0	1
Moor	3	0-0	0-0	1-2	0-0	0	0	1
Hill	3	0-1	0-0	0-0	1-1	0	2	0
Vandello	12	1-2	0-0	2-2	2-3	0	2	4
Dyer	16	0-3	0-3	0-0	0-4	0	3	0
Holtz	9	3-6	3-6	0-0	0-1	0	1	9
Carlwell	5	0-0	0-0	0-0	0-0	0	1	0
Totals	200	21-51	8-24	16-24	10-37	14	20	66

Team Pct.: FG – .412; FT – .667
Blocks: 7 (Slack 1, Dilligard 4, Dyer 2)
Turnovers: 18 (Slack 3, Fortes 2, Richardson 5, Johnson 4, Eldridge 1, Vandello 2, Dyer 1)
Steals: 12 (Slack 5, Fortes 3, Johnson 2, Vandello 1, Dyer 1)

Officials: John Higgins, David Warfel, Mark Mayhood
Attendance: 4,699
Halftime Score: ILLINOIS STATE 36, CS Northridge 16

GAME 5

'Birds Add to Valley's Big Weekend; Win at St. John's

QUEENS, N.Y. – The offensive play of point guard Boo Richardson and the defensive effort of Roberto Fortes paved the way as the Illinois State men's basketball team earned a precious road victory, the Redbirds' first in 16 games, with a 78-65 victory over St. John's at Carnesecca Arena.

The road win was the first by ISU since posting a 79-69 win at Wisconsin-Green Bay as part of BracketBusters Saturday.

St. John's took its only lead of the game at 2-0, but the Redbirds claimed a 9-4 lead after single baskets by four of the five starters. With ISU up 16-13 at the 13:45 mark, the Redbirds went on a 15-3 run, which included a pair of three-pointers by Osiris Eldridge, and took a 31-16 lead with 7:57 on the clock. St. John's responded with a 9-2 spurt and closed the gap to 33-25 with 4:48 left. The two teams traded baskets the rest of the half and the Redbirds took a 41-31 lead into the locker room.

The Redbirds increased their lead to 15 points at 50-35, thanks to a pair of baskets by Richardson. With Illinois State leading 61-49 and 9:42 left in the game, the Red Storm made their final run. St. John's used a 9-1 run over the next three minutes to close the gap to 62-58. But, Dom Johnson hit two of three free throws after being fouled on a 3-point try and Richardson added a basket to put the lead back to 66-58.

After a pair of free throws by Daryll Hill, Fortes sank a big three-pointer and Greg Dilligard added five straight points as the Redbirds regained control with a 74-61 advantage. ISU hit 4-of-8 free throws down the stretch to secure the win.

ILLINOIS STATE 78, St. John's 65
November 25, 2006 • Carnesecca Arena

ILLINOIS STATE	Min.	FG-A	3FG-A	FT-A	O-REB	A	PF	TP
Slack, f	29	3-7	0-1	4-7	1-7	1	2	10
Dilligard, f	33	8-15	0-0	1-5	7-11	4	4	17
Fortes, g	27	3-10	1-6	6-8	2-7	1	3	13
Richardson, g	31	5-10	3-8	5-6	1-3	4	3	18
Johnson, g	37	2-7	1-5	2-3	0-0	2	2	7
Eldridge	17	2-5	2-3	2-2	1-2	2	1	8
Vandello	13	0-0	0-0	0-0	1-1	2	1	0
Dyer	6	1-2	1-2	2-2	0-0	0	2	5
Carlwell	7	0-0	0-0	0-0	0-1	0	1	0
Totals	200	24-56	8-25	22-33	16-35	16	19	78

Team Pct.: FG – .429; FT – .667
Blocks: 2 (Slack 1, Dilligard 1)
Turnovers: 17 (Slack 1, Dilligard 3, Fortes 1, Richardson 5, Johnson 3, Eldridge 2, Vandello 2)
Steals: 8 (Dilligard 2, Richardson 1, Johnson 3, Eldridge 1, Vandello 1)

St. John's	Min.	FG-A	3FG-A	FT-A	O-REB	A	PF	TP
Mason, f	32	5-10	0-1	2-2	1-3	1	3	12
Hamilton, f	29	5-13	1-2	0-0	1-9	2	4	11
Spears, c	10	1-2	0-0	0-0	1-2	0	3	2
Lawrence, g	23	2-3	1-1	0-0	0-1	3	3	5
Patterson, g	30	3-8	0-3	2-2	0-3	1	4	8
Calhoun	21	2-3	0-1	2-3	0-3	0	2	6
Hill	25	4-8	0-0	4-8	1-1	3	2	12
Wright	7	0-0	0-0	0-0	0-0	0	0	0
Jasiulionis	19	3-3	0-0	0-0	2-3	0	1	6
Torres	4	1-2	0-0	1-1	0-0	0	0	3
Totals	200	26-52	2-8	11-16	8-29	10	22	65

Team Pct.: FG – .500; FT – .688
Blocks: 5 (Hamilton 2, Calhoun 1, Jasiulionis 2)
Turnovers: 22 (Mason 2, Hamilton 4, Spears 4, Lawrence 4, Patterson 2, Calhoun 2, Hill 3, Jasiulionis 1)
Steals: 3 (Patterson 1, Hill 2)

Officials: John Higgins, Steve Skiles, Tom Clark
Attendance: 4,038
Halftime Score: ILLINOIS STATE 41, St. John's 31

GAME 6
Slack, Dilligard Lead 'Birds Past Sacramento St., 86-69

NORMAL, Ill. – The Illinois State men's basketball team was dominate on the interior as junior-transfer Anthony Slack recorded his first career double-double with a career-high 21 points and 10 rebounds and senior Greg Dilligard recorded his second-consecutive double-double (11 points, 10 rebounds) for the first time in his career as Illinois State defeated Sacramento State 86-69 Wednesday night at Redbird Arena.

Slack and Dilligard were just two of five Redbirds to score in double figures as the team shot a season-high 61 percent from the field, including 7-of-15 from the three-point stripe. Senior Roberto Fortes was bench, scoring 11 points, while sophomore Brandon Holtz came off the bench to contribute 10 points. Boo Richardson reached double figures in scoring for the fifth time this season with 12 points and tied his career-high with eight assists.

The Hornets proved to be no match for the 'Birds on the inside, as ISU scored 50 points in the paint. The Redbirds also out-rebounded CSUS, 37-29, and notched six blocked shots, three coming from Slack.

The Hornets jumped out to an early 11-5 with 15:20 left in the half thanks in large part to six early turnovers by the Redbirds. The 'Birds regained their composure and went on a 15-4 run, capped by a three pointer by Fortes that gave the 'Redbirds a 20-15 lead at the 9:22 mark.

In the second half, Slack and Richardson proved to be too much for CSUS to overcome, as the two Redbird newcomers combined to score 27 of the team's 47 points in the second half. Slack was a force inside scoring 17 points, including a high-rising dunk from sophomore Mike Vandello that brought the crowd to its feet with 14: 52 left in the game.

ILLINOIS STATE 86, Sacramento State 69
November 29, 2006 • Redbird Arena

Sacramento St.	Min.	FG-A	3FG-A	FT-A	O-REB	A	PF	TP
Bausley, f	24	5-9	3-4	0-2	1-1	1	5	13
Alamo, c	26	7-8	0-0	2-2	3-6	0	4	16
Hargrave, g	36	4-12	1-4	0-0	0-2	5	2	9
Adams, g	24	4-6	0-0	1-3	0-4	2	3	9
Leath, g	32	4-18	2-8	2-2	2-2	1	1	12
Harrison	2	0-1	0-0	0-0	0-0	0	0	0
Thomas	4	0-0	0-0	0-0	0-1	0	0	0
Young	13	0-3	0-0	0-0	0-1	3	0	0
Williams	13	3-6	0-0	0-0	2-3	0	3	6
Davis	10	1-1	0-0	0-0	2-3	0	2	2
Roberts	16	1-1	0-0	0-0	1-4	0	1	2
Totals	200	29-65	6-16	5-9	13-29	12	21	69

Team Pct.: FG – .446; FT – .556

Blocks: 1 (Young 1)

Turnovers: 18 (Bausley 3, Alamo 3, Hargrave 6, Adams 3, Young 1, Williams 1, Davis 1)

Steals: 15 (Bausley 2, Alamo 1, Hargrave 8, Adams 1, Leath 1, Young 1, Davis 1)

ILLINOIS STATE	Min.	FG-A	3FG-A	FT-A	O-REB	A	PF	TP
Slack, f	27	9-10	0-0	3-4	2-10	1	3	21
Dilligard, f	24	5-6	0-0	1-5	5-10	4	4	11
Fortes, g	32	4-8	3-6	0-0	0-0	3	0	11
Richardson, g	27	4-8	2-2	2-3	0-3	8	3	12
Johnson, g	34	2-5	0-2	4-4	0-2	4	1	8
Eldridge	6	1-3	0-0	1-2	1-1	0	1	3
Moor	1	0-0	0-0	0-0	0-0	0	0	0
Hill	1	0-0	0-0	0-0	0-0	0	0	0
Vandello	23	4-7	0-0	0-0	3-8	4	1	8
Dyer	5	1-2	0-0	0-0	0-0	1	0	2
Holtz	19	4-7	2-5	0-1	1-3	1	2	10
Carlwell	1	0-0	0-0	0-0	0-0	0	0	0
Totals	200	34-56	7-15	11-19	12-37	26	15	86

Team Pct.: FG – .607; FT – .579

Blocks: 6 (Slack 3, Dilligard 1, Johnson 1, Dyer 1)

Turnovers: 20 (Slack 3, Dilligard 1, Fortes 4, Richardson 5, Johnson 3, Eldridge 1, Vandello 1, Dyer 1, Holtz 1)

Steals: 7 (Slack 1, Fortes 2, Richardson 1, Johnson 2, Holtz 1)

Officials: Dave Draucker, Terry Oglesby, Dan Dorian

Attendance: 5,417

Halftime Score: ILLINOIS STATE 39, Sacramento State 28

GAME 7
Record Three-Point Shooting Leads 'Birds Past UTA

NORMAL, Ill. – The Illinois State men's basketball team was on fire from the perimeter hitting a Redbird Arena record with 14 three-pointers, led by freshman Osiris Eldridge's four as part of his career-high 14 points off the bench in the Redbirds' 86-61 victory over UT-Arlington Saturday night. Eldridge wasn't the only story off the bench as junior Levi Dyer, also in reserve, tied his career-high with 17 points on 6-of-7 shooting, including 3-of-4 from beyond the arc.

Eldridge and Dyer led a group of five Redbirds who scored in double figures as the team shot 53 percent from the field, including 14-of-27 from the three-point stripe. Senior Roberto Fortes and junior Dom Johnson both scored 13 points with three treys each, while junior-transfer Anthony Slack chipped in 10 points along with three rebounds and three blocks.

Along with the record-setting three-point shooting, the Redbird defense also came through with a tremendous effort, forcing 27 turnovers which resulted in 32 points.

The victory improved the 'Birds' record to 5-2 on the season. The win was the team's fifth straight, the longest streak in the Porter Moser era. The loss dropped the Mavericks to 3-3, despite the efforts of sophomore Anthony Vereen, who scored 17 points and grabbed four rebounds.

ILLINOIS STATE 86, UT-Arlington 61
December 2, 2006 • Redbird Arena

UT-Arlington	Min.	FG-A	3FG-A	FT-A	O-REB	A	PF	TP
Griffin, f	22	3-3	0-0	0-0	2-4	1	2	6
Vereen, f	26	2-6	1-3	12-14	3-4	2	3	17
Posey, f	22	1-2	0-0	0-0	2-6	0	2	2
Guignard, g	28	1-7	1-5	0-0	0-1	2	0	3
Epps, g	28	2-8	0-3	0-0	0-1	2	3	4
Henry	14	1-3	1-3	0-0	2-4	0	1	3
Hunter	10	1-6	0-0	0-0	1-1	1	3	2
Read	9	1-1	0-0	0-0	0-4	0	3	2
Long	23	6-11	3-6	2-2	1-2	2	2	17
Moffitt	14	2-5	1-2	0-0	1-4	1	1	5
Dewalt	4	0-0	0-0	0-0	0-1	0	0	0
Totals	200	20-52	7-22	14-16	13-34	11	20	61

Team Pct.: FG – .385; FT – .875

Blocks: 2 (Griffin 1, Posey 1)

Turnovers: 27 (Griffin 6, Vereen 2, Posey 2, Guignard 6, Epps 6, Henry 1, Hunter 2, Long 2)

Steals: 7 (Griffin 1, Guignard 2, Epps 2, Henry 1, Long 1)

ILLINOIS STATE	Min.	FG-A	3FG-A	FT-A	O-REB	A	PF	TP
Slack, f	26	4-8	0-0	2-2	2-3	2	2	10
Dilligard, f	26	3-4	0-0	0-0	1-3	3	2	6
Fortes, g	28	5-10	3-6	0-0	1-3	4	1	13
Richardson, g	31	2-3	1-2	2-4	0-1	7	1	7
Johnson, g	24	4-8	3-6	2-2	0-3	3	0	13
Eldridge	12	5-9	4-7	0-0	0-2	2	0	14
Moor	6	0-0	0-0	0-0	0-0	0	1	0
Hill	5	1-3	0-0	2-2	1-2	1	0	4
Vandello	6	0-1	0-0	0-0	0-0	0	2	0
Dyer	16	6-7	3-4	2-2	0-4	1	2	17
Holtz	14	0-2	0-2	1-2	0-1	1	1	1
Carlwell	6	0-2	0-0	1-2	0-2	1	2	1
Totals	200	30-57	14-27	12-16	8-28	25	14	86

Team Pct.: FG – .526; FT – .750

Blocks: 5 (Slack 3, Dilligard 1, Dyer 1)

Turnovers: 16 (Slack 3, Dilligard 2, Fortes 1, Richardson 5, Moor 2, Hill 1, Vandello 2)

Steals: 11 (Slack 3, Dilligard 1, Fortes 2, Richardson 2, Moor 1, Dyer 2)

Officials: Mike Litzelfelner, Kerry Campbell, Robert Burris

Attendance: 5,941

Halftime Score: ILLINOIS STATE 36, UT-Arlington 29

GAME 8
Redbirds Win Sixth Straight, Drop Miami 64-40

NORMAL, Ill. – Allowing just 13 second-half points, a new Redbird Arena low, the fast-paced, second-half offensive effort by the duo of Greg Dilligard and Anthony Slack lifted the Illinois State men's basketball team over Miami (Ohio), 64-40, Tuesday night at Redbird Arena. Dilligard finished with 11 points and 10 rebounds, while Slack added 15 points and 10 boards for the 'Birds.

With the game knotted at 30, just over two minutes into the second half, Illinois State used a 34-10 run to close out the game. The story of the second half unfolded in the first eight minutes of the final period, as the Redbirds erupted for a 10 unanswered points, taking a 40-30 lead at the 12:42 mark. Sparked by a blocked shot by Slack, the 'Birds ran the length of the floor where Boo Richardson threw up an alley-oop that Slack slammed home on the fast break. A foul was called on the play and Slack drained his shot from the charity stripe, finishing the traditional three-point play. Dilligard tossed in a layup and Osiris Eldridge put down a dunk of his own, adding to the excitement in the stretch.

Miami broke the streak with 12:21 left in the game, with Monty St. Clair connecting on a layup. But the Redbirds answered with back-to-back three pointers from Richardson and Eldridge, extending their lead to 46-32. Richardson ended the game with 13 points and four assists.

The 'Birds used a 18-8 run in the game's final nine minutes to secure the win, while holding the RedHawks to just 13 second-half points.

ILLINOIS STATE 64, Miami (Ohio) 40
December 5, 2006 • Redbird Arena

Miami (Ohio)	Min.	FG-A	3FG-A	FT-A	O-REB	A	PF	TP
Peavy, f	34	4-9	1-2	1-5	0-6	1	5	10
T. Pollitz, f	28	8-17	0-0	1-2	1-3	0	2	17
St. Clair, c	15	1-2	0-1	0-1	1-5	1	1	2
Moosmann, g	27	0-3	0-3	0-0	0-0	2	2	0
Bramos, g	34	3-9	1-4	0-0	2-6	1	1	7
Penno	17	0-2	0-1	0-0	0-2	1	1	0
Dierkers	22	1-2	0-1	0-0	0-5	3	4	2
Richburg	8	0-2	0-1	0-0	0-0	2	2	0
E. Pollitz	5	0-0	0-0	0-0	0-0	0	0	0
Ballard	6	0-0	0-0	0-0	0-0	0	1	0
Fletcher	4	1-1	0-0	0-0	0-2	0	0	2
Totals	200	18-47	2-13	2-8	5-31	11	19	40

Team Pct.: FG – .383; FT – .250

Blocks: 3 (T. Pollitz 1, Dierkers 1, Fletcher 1)

Turnovers: 23 (Peavy 4, T. Pollitz 3, St. Clair 1, Moosmann 4, Bramos 4, Dierkers 1, Richburg 2, E. Pollitz 4)

Steals: 10 (Peavy 1, T. Pollitz 2, St. Clair 2, Bramos 1, Dierkers 3, E. Pollitz 1)

ILLINOIS STATE	Min.	FG-A	3FG-A	FT-A	O-REB	A	PF	TP
Slack, f	33	4-9	0-1	7-10	2-10	2	2	15
Dilligard, f	31	5-7	0-0	1-3	5-10	0	1	11
Fortes, g	23	0-3	0-3	2-2	0-0	2	3	2
Richardson, g	35	4-9	1-2	4-7	0-4	4	1	13
Johnson, g	34	3-9	3-8	0-0	0-2	3	3	9
Eldridge	21	2-5	1-3	0-0	0-2	1	2	5
Moor	2	0-1	0-0	0-0	0-0	0	0	0
Hill	2	0-0	0-0	0-0	0-0	0	0	0
Dyer	15	4-6	1-1	0-0	1-4	1	0	9
Holtz	2	0-0	0-0	0-0	0-0	0	0	0
Carlwell	2	0-0	0-0	0-0	0-2	0	0	0
Totals	200	22-49	6-18	14-22	8-35	13	12	64

Team Pct.: FG – .449; FT – .636

Blocks: 2 (Slack 2)

Turnovers: 15 (Slack 3, Dilligard 3, Fortes 2, Richardson 5, Johnson 1, Eldridge 1)

Steals: 10 (Slack 4, Dilligard 1, Richardson 1, Johnson 3, Eldridge 1)

Officials: Steve Skiles, Terry Anderson, Todd Williams

Attendance: 5,735

Halftime Score: Miami (Ohio) 27, ILLINOIS STATE 25

GAME 9

Second Half Snowballs for Redbirds in Loss

EVANSVILLE, Ind. – For the eighth straight season, Illinois State failed to win its Missouri Valley Conference opener as the Redbirds fell 69-41, at Evansville on Saturday at Roberts Stadium.

Evansville opened the second half with a 19-2 run, which included an Illinois State seven-minute scoring drought. The Redbirds were outscored 41-14 in the second half.

ISU opened the game with a 15-8 run which included eight points by Dom Johnson. The Aces responded with a 14-0 run to take a 22-15 advantage with 10 minutes left in the first frame. During the spurt, the Redbirds were held scoreless for five minutes.

However, the Redbirds were able to close the gap before the intermission as Evansville was scoreless from the floor for over six minutes and the Aces held a 28-27 lead at the half.

Evansville 69, ILLINOIS STATE 41
December 9, 2006 • Roberts Stadium

ILLINOIS STATE	Min.	FG-A	3FG-A	FT-A	O-REB	A	PF	TP
Slack, f	18	2-7	0-0	0-0	2-6	0	4	4
Dilligard, f	21	3-5	0-0	0-2	4-9	2	4	6
Fortes, g	21	1-6	1-4	0-0	1-2	2	4	3
Richardson, g	35	0-11	0-5	2-3	0-1	2	1	2
Johnson, g	32	4-10	3-7	0-0	0-1	1	1	11
Eldridge	21	3-8	3-6	0-0	2-7	0	2	9
Moor	2	0-0	0-0	0-0	0-0	0	0	0
Hill	3	0-0	0-0	0-0	0-0	0	0	0
Vandello	12	1-1	0-0	2-2	2-3	1	2	4
Dyer	17	0-1	0-1	2-4	2-2	0	0	2
Holtz	8	0-3	0-3	0-0	0-2	1	0	0
Carlwell	10	0-0	0-0	0-0	0-0	0	0	0
Totals	200	14-52	7-26	6-11	15-36	9	18	41

Team Pct.: FG – .269; FT – .545

Blocks: 2 (Dilligard 1, Carlwell 1)

Turnovers: 17 (Slack 2, Dilligard 6, Fortes 1, Richardson 5, Vandello 2, Carlwell 1)

Steals: 6 (Slack 1, Richardson 2, Johnson 1, Eldridge 1, Vandello 1)

Evansville	Min.	FG-A	3FG-A	FT-A	O-REB	A	PF	TP
Cousnard, f	9	0-2	0-1	0-0	1-1	1	0	0
Webster, f	30	8-15	1-2	4-6	0-3	3	2	21
Strickland, c	29	4-9	0-0	4-6	1-5	0	2	12
Anslinger, g	35	3-4	2-3	0-0	0-3	3	1	8
Holsinger, g	26	2-4	1-2	0-0	1-6	5	3	5
Stalbergs	18	2-3	2-2	0-0	1-7	2	3	6
Ely	24	5-6	0-0	0-2	0-1	2	1	10
Morrow	5	0-1	0-0	0-0	0-0	0	0	0
Gomez	1	0-0	0-0	0-0	0-0	0	0	0
Wargel	1	0-1	0-0	1-2	0-0	0	0	1
Gregory	1	0-0	0-0	0-0	0-0	0	0	0
Granger	19	2-4	2-2	0-0	0-3	0	1	6
Petty	2	0-0	0-0	0-0	1-1	0	0	0
Totals	200	26-49	8-12	9-16	6-32	16	13	69

Team Pct.: FG – .531; FT – .563

Blocks: 4 (Strickland 2, Holsinger 1, Granger 1)

Turnovers: 11 (Cousnard 1, Webster 3, Strickland 2, Anslinger 4, Ely 1)

Steals: 4 (Strickland 2, Anslinger 1, Wargel 1)

Officials: Frank Spencer, Kipp Kissinger, Terry Oglesby

Attendance: 5,806

Halftime Score: Evansville 28, ILLINOIS STATE 27

GAME 10

Redbird Rally Falls Short at Shots Don't Fall

KALAMAZOO, Mich. – Illinois State had an opportunity to tie Saturday's non-conference game at Western Michigan three times in the game's final minute and a half, but Boo Richardson, Dom Johnson and Roberto Fortes each missed three-point attempts as the Redbirds fell 65-57 at University Arena.

The Broncos took the lead at the 2:10 mark in the first half and never looked back. WMU led by as many as 11 points, with a 52-41 advantage at the 7:37 mark, but a 10-2 Redbird run, including five points by Greg Dilligard, closed the gap to 54-51 with 5:44 on the clock.

WMU stretched the lead back to seven points at 58-51, however, again, the Redbirds got to within three points after a Fortes' trey at the 2:46 mark to make the score 60-57. With 1:32 left in the contest, Richardson shot the potential tying three, but it bounced off the front of the iron and Dilligard hauled in the offensive rebound. Dilligard kicked the ball out to Johnson, who also missed from three, but again Dilligard grabbed the carom. Fortes took ISU's third-straight shot from three, but it also was off the mark.

The first half was close throughout with four lead changes and neither team owning a bigger lead than six points. Boo Richardsdon sank all three free throws after being fouled a three-point attempt and tied the score at 15-15. The game was tied for the fifth time at 24-24, but WMU scored the final three points of the half to take a 27-24 lead at the intermission.

Western Michigan 65, ILLINOIS STATE 57
December 16, 2006 • University Arena

ILLINOIS STATE	Min.	FG-A	3FG-A	FT-A	O-REB	A	PF	TP
Slack, f	22	4-5	0-0	1-2	1-2	0	5	9
Dilligard, f	21	4-7	0-0	1-1	5-7	3	4	9
Fortes, g	29	6-11	2-7	1-1	0-4	1	3	15
Richardson, g	39	1-9	1-7	3-4	1-2	6	2	6
Johnson, g	35	2-11	1-7	0-0	0-2	3	1	5
Eldridge	18	2-5	0-2	0-0	1-2	1	0	4
Vandello	11	0-1	0-0	0-0	0-2	0	1	0
Dyer	16	3-9	1-5	0-1	0-2	0	2	7
Carlwell	9	1-1	0-0	0-0	0-1	0	3	2
Totals	200	23-59	5-28	6-9	11-27	14	21	57

Team Pct.: FG – .390; FT – .667

Blocks: 3 (Slack 2, Dyer 1)

Turnovers: 9 (Dilligard 1, Fortes 3, Richardson 1, Johnson 1, Eldridge 1, Dyer 1, Carlwell 1)

Steals: 3 (Richardson 1, Johnson 1, Dyer 1)

W. Michigan	Min.	FG-A	3FG-A	FT-A	O-REB	A	PF	TP
Hershberger, f	30	3-7	0-2	2-3	4-7	2	4	8
Reitz, f	33	6-11	0-0	5-8	7-18	0	1	17
Redell, g	16	1-3	0-2	2-2	0-0	2	4	4
Kool, g	17	1-6	1-4	4-4	0-2	2	0	7
Gary, g	31	2-7	1-2	0-0	0-4	3	3	5
Fracalossi	19	2-3	0-0	3-6	1-1	1	1	7
Drews	8	0-1	0-0	0-0	1-1	0	0	0
Ricks	29	4-9	1-2	0-0	0-2	2	1	9
Lawson	7	0-2	0-0	0-0	1-1	0	0	0
Cloutier	10	2-2	2-2	2-2	0-2	0	2	8
Totals	200	21-51	5-14	18-25	16-42	12	16	65

Team Pct.: FG – .412; FT – .720

Blocks: 43 (Gary 2, Lawson 1)

Turnovers: 14 (Hershberger 4, Reitz 2, Redell 3, Gary 2, Fractalossi 1, Drews 1, Ricks 1)

Steals: 3 (Reitz 1, Fractalossi 2)

Officials: Tim Hutchinson, Rob Kruger, Dave Cronin

Attendance: 3,091

Halftime Score: Western Michigan 27, ILLINOIS STATE 24