

## Illinois 2005-06 Schedule/Results

11-18	South Dakota State	W, 90-65	(1-0)
11-20	Texas-Pan American &	W, 71-59	(2-0)
11-22	Texas Southern &	W, 93-59	(3-0)
11-25	vs. Wichita State (South Padre Island) &	W, 55-54	(4-0)
11-26	vs. Rutgers (South Padre Island) &	W, 77-57	(5-0)
11-29	at North Carolina @	W, 68-64	(6-0)
12-3	vs. Xavier (Chicago)	W, 65-62	(7-0)
12-5	Arkansas-Little Rock	W, 75-49	(8-0)
12-8	Georgetown	W, 58-48	(9-0)
12-10	vs. Oregon (Portland)	W, 89-59	(10-0)
12-18	Coppin State	W, 61-42	(11-0)
12-21	vs. Missouri (St. Louis)	W, 82-50	(12-0)
12-28	Southeast Missouri State	W, 89-64	(13-0)
12-30	Tennessee-Martin	W, 84-46	(14-0)
1-5	#7 Michigan State	W, 60-50	(15-0, 1-0)
1-7	at Iowa	L, 48-63	(15-1, 1-1)
1-14	Michigan	W, 79-74	(16-1, 2-1)
1-17	at #13 Indiana	L, 60-62	(16-2, 2-2)
1-21	at Northwestern	W, 58-47	(17-2, 3-2)
1-25	Minnesota	W, 77-53	(18-2, 4-2)
1-28	Purdue	W, 76-58	(19-2, 5-2)
1-31	at Wisconsin	W, 66-51	(20-2, 6-2)
2-4	Penn State	L, 65-66	(20-3, 6-3)
2-12	at #19 Ohio State	L, 53-69	(20-4, 6-4)
2-15	Northwestern	W, 63-47	(21-4, 7-4)
2-19	Indiana	W, 70-58	(22-4, 8-4)
2-21	at Michigan	L, 64-72	(22-5, 8-5)
2-25	#20 Iowa	W, 71-59	(23-5, 9-5)
2-28	at Minnesota	W, 71-65	(24-5, 10-5)
3-4	at #25 Michigan State	W, 75-68	(25-5, 11-5)
3-10	vs. Michigan State %	L, 56-61	(25-6, 11-5)

(Associated Press rankings)  
 & = South Padre Island Invitational  
 @ = Big Ten/ACC Challenge  
 % = Big Ten Tournament

[www.fightingillini.com](http://www.fightingillini.com)

### On the Air

#### Television

CBS – National: Dick Enberg, play-by-play; Jay Bilas, expert analyst.

#### Radio

Illini Sports Network – 50 stations: Brian Barnhart, play-by-play; Jerry Hester, expert analyst; Loren Tate, pregame/half-time/postgame interviews.

### Sports Information Contacts

Kent Brown and Derrick Burson

Brown Cell Phone: (217) 493-9795

Burson Cell Phone: (217) 766-7315

Team Hotel Information:

Sheraton San Diego Hotel, Mission Valley

1433 Camino Del Rio South

San Diego, CA 92108

(619) 260-0111

## #13<sup>AP</sup>/#14 ILLINOIS (25-6, 11-5)

2006 NCAA Basketball Tournament-1st & 2nd Round  
 #4 Seed • Washington D.C. Region • March 16 & 18  
 San Diego, Calif. • Cox Arena (11,686)

### Probable Starters

F – 42	Brian Randle (So.-r, 6-8, 215, 8.3 ppg, 5.3 rpg, 1.4 apg)
F – 40	James Augustine (Sr., 6-10, 235, 13.5 ppg, 9.3 rpg, 1.9 apg)
C – 55	Shaun Pruitt (So., 6-10, 240, 6.3 ppg, 5.1 rpg)
G – 33	Rich McBride (Jr., 6-3, 205, 10.0 ppg, 1.7 rpg, 2.1 apg)
G – 11	Dee Brown (Sr., 6-0, 185, 14.4 ppg, 3.0 rpg, 5.6 apg)

### Off The Bench ...

G – 2	Chris Hicks (So., 6-2, 190, 1.0 ppg, 0.1 rpg)
G – 3	Chester Frazier (Fr., 6-2, 190, 1.4 ppg, 1.7 rpg, 1.9 apg)
G – 25	Calvin Brock (Fr.-r, 6-4, 185, 1.5 ppg, 1.8 rpg)
G – 31	Jamar Smith (Fr., 6-3, 175, 7.8 ppg, 1.7 rpg, 1.3 apg)
F – 34	C.J. Jackson (Fr., 6-8, 265, intends to redshirt)
F – 41	Warren Carter (Jr., 6-9, 210, 4.6 ppg, 2.9 rpg)
C – 44	Marcus Arnold (Jr.-r, 6-8, 245, 3.6 ppg, 2.3 rpg)

## Coaching Staff

### Illinois Head Coach Bruce Weber

**Overall Record:** 191-69/.735 (8th Year)

**At Illinois:** 88-15/.854 (3rd Year)

**Big Ten:** 39-9/.813

**NCAA Tournament:** 9-4/.692

**Assistant Coaches:** Wayne McClain (5th Year),  
 Jay Price (3rd Year),  
 Tracy Webster (2nd year)

**Assistant to the Head Coach:** Gary Nottingham (3rd Year)

**Trainer:** Al Martindale (3rd Year; 23rd Year at Illinois)

## 2006 Illinois Basketball NCAA Tournament Guide

### Table of Contents

NCAA Tourney Bracket . . . . .	2
2005-06 Basketball Notes . . .	3-15
Season Statistics . . . . .	16
Big Ten Statistics . . . . .	17
By the Numbers . . . . .	18
Season Results . . . . .	19-20
Illini & Opp. Highs/Lows . . .	21
Illini Season/Career Highs . .	22-23
Postseason History . . . . .	24
Illini NCAA Tourney Records 25-27	
University of Illinois . . . . .	28-29

### Coaching Staff

Head Coach Bruce Weber .	30-31
Wayne McClain . . . . .	32
Jay Price . . . . .	32
Tracy Webster . . . . .	33
Gary Nottingham . . . . .	33

### The Players

Marcus Arnold . . . . .	34-35
James Augustine . . . . .	36-37
Calvin Brock . . . . .	38-39

Dee Brown . . . . .	40-41
Warren Carter . . . . .	42-43
Chester Frazier . . . . .	44-45
Chris Hicks . . . . .	46-47
Rich McBride . . . . .	48-49
Shaun Pruitt . . . . .	50-51
Brian Randle . . . . .	52-53
Jamar Smith . . . . .	54-55
C.J. Jackson . . . . .	56
Trent Meacham . . . . .	56

### Season Review

Game-By-Game Recaps . .	57-67
-------------------------	-------

### Season Newsclips

#### Credits

The 2006 Illinois men's basketball NCAA Tournament guide was written and edited by Derrick Burson with assistance from Kent Brown. Designed by Burson. Cover designs by Victor Cortez. Photos by Mark Jones and Mark Cowan.



## MEDIA INFORMATION

### Media Headquarters:

Double Tree Hotel Mission Valley  
7450 Hazard Center Drive  
San Diego, CA 92108  
Phone: 619-688-4015  
Fax: 619-297-5499

**Media Coordinator:** Mike May, San Diego State Associate Sports Information Director

**Assistant Media Coordinators:** Peggy Curtin & Dave Kuhn, San Diego State Assistant Sports Information Directors

### Media Schedule (all times Pacific)

#### Wednesday, March 15

- 3:45 p.m. Selected Illinois players press conference  
*Remainder of Illinois players available to the media in the Illini locker room*
- 4 p.m. Illinois Coach Bruce Weber press conference
- 4:25 p.m. Illinois open practice
- 5:15 p.m. Air Force players press conference
- 5:30 p.m. Air Force Coach Jeff Bzdelik press conference
- 5:55 p.m. Air Force open practice

#### Thursday, March 16

- Game #1** 11:40 a.m.  
#10 Alabama vs. #7 Marquette
- Game #2** 30 min. following Game #1 (approx. 2:10 p.m.)  
#15 Belmont vs. #2 UCLA
- Game #3** 4:25 p.m.  
#13 Air Force vs. #4 Illinois
- Game #4** 30 min. following Game #3 (approx. 6:55 p.m.)  
#12 Utah State vs. #5 Washington

#### Friday, March 17 (Should Illinois win)

- 1:35 p.m. Illinois Practice (Closed)
- 3:10 p.m. Selected Illinois players press conference  
*Remainder of Illinois players available to the media in the Illini locker room*
- 3:30 p.m. Illinois Coach Bruce Weber press conference
- 3:50 p.m. Game #4 winner players press conference
- 4:10 p.m. Game #4 winner coach press conference
- 4:45 p.m. Game #4 winner practice (Closed)

#### Saturday, March 18 (Should Illinois win)

- Game #5** 2:30 p.m.  
Illinois vs. Washington/Utah State
- Game #6** 30 min. following Game #5 (approx. 5:00 p.m.)  
UCLA/Belmont vs. Marquette/Alabama

### Broadcast Information

#### Television:

CBS  
Play-By-Play: Dick Enberg  
Expert Analyst: Jay Bilas

#### Radio:

Illini Sports Network  
Play-By-Play: Brian Barnhart  
Expert Analyst: Jerry Hester  
Pregame/Halftime: Loren Tate

#### Westwood One

Play-by-Play: TBA  
Expert Analyst: TBA

## The Illini in The NCAA Tournament

### Illini Single-Game Bests in NCAA Tournament Play ...

<b>Points</b>	31, Deron Williams vs. Cincinnati, 3/21/04
<b>Rebounds</b>	16, Nick Anderson vs. Syracuse, 3/26/89
	16, Brian Cook vs. Notre Dame, 3/22/03
<b>Field Goal Pct.</b>	.875 (7-8), Lowell Hamilton vs. McNeese State, 3/16/89
	.875 (7-8), Deon Thomas vs. Georgetown, 3/18/94
<b>3-Pt FGs</b>	6, Cory Bradford vs. Arizona, 3/23/01
	6, Deron Williams vs. Cincinnati, 3/21/04
	6, Luther Head vs. Louisville, 4/2/05
<b>3-Pt. FG Pct.</b>	.833 (5-6), Frank Williams vs. San Diego St., 3/15/02
<b>Free Throw Pct.</b>	1.000 (8-8), Mark Smith vs. Wyoming, 3/14/81
	1.000 (8-8), Kenny Battle vs. McNeese State, 3/16/89
	1.000 (7-7), Ken Norman vs. Northeastern, 3/15/85
	1.000 (7-7), Efreem Winters vs. Georgia, 3/17/85
<b>Free Throws</b>	16, Kiwane Garris vs. Southern Cal, 3/14/97
<b>Free Throw Att.</b>	17, Kiwane Garris vs. Southern Cal, 3/14/97
<b>Assists</b>	12, Kiwane Garris vs. Southern Cal, 3/14/97
<b>Steals</b>	6, Bruce Douglas vs. Georgia, 3/17/85
<b>Blocked Shots</b>	3, Lowell Hamilton vs. Austin Peay, 3/12/87

- Illinois is making its 26th appearance in the NCAA Tournament, which is the second highest number of Tournament appearances among Big Ten schools trailing only Indiana's 33. This is the seventh-consecutive year Illinois has been in the Tournament, all with Top-5 seeds.

- Illinois has compiled a 37-26 (.587) record all-time in NCAA Tournament appearances. Since 1975, when the field was increased to 32 teams, Illinois has advanced to the Sweet 16 eight times (1981, 1984, 1985, 1989, 2001, 2002, 2004 and 2005), the Elite Eight four times (1984, 1989 and 2001 and 2005) and the Final Four twice (1989 and 2005).

- Illinois has made five appearances in the NCAA Final Four, finishing as the national runner-up last season, placing third in 1949, 1951 and 1952 and tying for third in 1989.

- Illinois has won its last eight first round games in the NCAA Tournament and has advanced to the Sweet 16 four of the last five years.

- Illinois has received a No. 4 seed for the sixth time in school history since the NCAA began seeding teams in 1979, and the fourth time in the last seven years. The Illini are 6-5 (.545) all-time as a No. 4 seed in the NCAA Tournament, advancing to the Sweet 16 in 1981 and 2002 and advancing to the second round in 1986, 2000 and 2003.

<b>1981:</b>	<b>West Region (at Los Angeles, Calif.)</b> #4 Illinois 67, #5 Wyoming 65
	<b>West Regional (at Salt Lake City, Utah)</b> #8 Kansas State 57, #4 Illinois 52
<b>1986:</b>	<b>Southeast Region (at Charlotte, N.C.)</b> #4 Illinois 75, #13 Fairfield 51 #5 Alabama 58, #4 Illinois 56
<b>2000:</b>	<b>East Region (at Winston-Salem, N.C.)</b> #4 Illinois 68, #13 Penn 58 #5 Florida 93, #4 Illinois 76
<b>2002:</b>	<b>Midwest Region (at Chicago, Ill.)</b> #4 Illinois 93, #13 San Diego St. 64 #4 Illinois 72, #12 Creighton 60
	<b>Midwest Regional (at Madison, Wis.)</b> #1 Kansas 73, #4 Illinois 69
<b>2003:</b>	<b>West Region (at Indianapolis, Ind.)</b> #4 Illinois 65, #13 Western Kentucky 60 #5 Notre Dame 68, #4 Illinois 60

- Bruce Weber is making his fifth-straight appearance in the NCAA Tournament, which includes his last two years at Southern Illinois and his first three seasons at Illinois. His all-time NCAA Tournament record as a head coach is 9-4 (.692). He led the Salukis to the 2002 Sweet 16 and the

# 2005-06 ILLINOIS BASKETBALL NOTES

Illini to the 2004 Sweet 16 and a national runner-up finish last season.

- Illinois is making its first-ever NCAA Tournament appearance in San Diego. The Illini have played three Tournament games in the state of California. In 1981, the Illini played at Pauley Pavilion in Los Angeles, defeating Wyoming. In 1998, the Illini played at Arco Arena in Sacramento, defeating South Alabama and then losing to Maryland.

- All-Time Scores vs. Possible 1st and 2nd Round opponents:**

#13 Air Force (First Meeting)

#5 Washington (2-3)

12-27-27	23-34	L	Seattle, Wash.
12-29-27	34-24	W	Seattle, Wash.
12-30-27	26-32	L	Seattle, Wash.
12-30-77	68-81	L	Portland, Ore.
12-7-91	76-55	W	Champaign, Ill.

#12 Utah State (2-0)

12-29-53	88-61	W	Champaign, Ill.
12-7-85	115-64	W	Champaign, Ill.

- Illinois' all-time series record vs. the Washington D.C. Region

0-2 vs. No. 1 Connecticut
1-2 vs. No. 2 Tennessee
2-4 vs. No. 3 North Carolina
2-3 vs. No. 5 Washington
52-48 vs. No. 6 Michigan State
2-0 vs. No. 7 Wichita State
4-11 vs. No. 8 Kentucky
0-1 vs. No. 9 UAB
3-0 vs. No. 10 Seton Hall
0-0 vs. No. 11 George Mason
2-0 vs. No. 12 Utah State
0-0 vs. No. 13 Air Force
2-0 vs. No. 14 Murray State
0-0 vs. No. 15 Winthrop
0-0 vs. No. 16 Albany

- Illinois has posted a 9-4 record against the nine NCAA Tournament teams it faced this season. Here is a breakdown against this year's tournament field:

11/25/05	.vs. Wichita State, W, 55-54
11/29/05	.at North Carolina, W, 68-64
12/3/05	.vs. Xavier, W, 65-62
12/8/05	.Georgetown, W, 58-48
1/5/06	.Michigan State, W, 60-50

1/7/06	.at Iowa, L, 48-63
1/17/06	.at Indiana, L, 60-62
1/31/06	.at Wisconsin, W, 66-51
2/12/06	.at Ohio State, L, 53-69
2/19/06	.Indiana, W, 70-58
2/25/06	.Iowa, W, 71-59
3/4/06	.at Michigan State, W, 75-68
3/10/06	.vs. Michigan State, L, 56-61

- Six current members of the Fighting Illini squad have played a total of 42 games in the NCAA Tournament. James Augustine and Dee Brown lead the way with 11 appearances apiece, while Rich McBride has played in nine Tournament games and Warren Carter eight. Rounding out the roster, Brian Randle has played in two games and Shaun Pruitt one.

- Illinois' all-time leading scorer in NCAA Tournament play is Luther Head, who tallied 162 points in 14 games from 2002-05. Dee Brown ranks second with 156 points, trailing Head by just six points for the school NCAA Tournament scoring record. James Augustine has also totaled over 100 points in the NCAA Tournament, ranking 12th in school history with 106 points.

- Illinois' all-time leading rebounder in NCAA Tournament play is James Augustine, who has pulled down 91 boards in 11 games (8.2 avg).

- Deron Williams is Illinois' career assists leader in NCAA Tournament play, with 78 assists in 11 games (7.1 avg) from 2003-05. Dee Brown ranks fourth on the Illini list with 51 assists.

- Ken Norman shot .632 (36-57) from the field and .833 (15-18) from the free-throw line in NCAA Tournament competition from 1985-87, the best figures among any Illini who played more than three tournament games.

- Seventeen different Fighting Illini players have recorded double-doubles in NCAA Tournament action on 22 different occasions. James Augustine is the Illinoi leader with three career double-doubles in the Tournament, all of which occurred last season. He recorded 11 points and a career-high 15 rebounds vs.

Fairleigh Dickinson in the first round, a career-high 23 points and 10 rebounds vs. Nevada in the second round, and 11 points and 10 rebounds vs. Wisconsin-Milwaukee in the regional semifinal.

- Illinois competed in postseason play for a school-record 11 consecutive years from 1980-90, including eight consecutive years (1983-90) in the NCAA Tournament.

- Illinois has had four players named to the Final Four All-Tournament Team. John "Red" Kerr and James Bredar were selected in 1952 and Deron Williams and Luther Head were chosen last season. Also, Dike Eddleman (1949) was named to the 1939-40s All-Decade Team.

## Illini Headlines

- With his third rebound with 11:17 left in the first half against Michigan State on March 10, James Augustine collected his 1,000th career rebound to become the first 1,000-point scorer and 1000-rebounder in UI history and just the 12th in Big Ten history. He is the first Big Ten player to achieve this feat since Indiana's Alan Henderson 11 years ago. (see note on p. 7 for complete list).

- Illinois reached the 25-win marker for the sixth straight season with the victory at Michigan State on March 4. Illinois joins Duke as the only two schools in the nation to win at least 25 games in each of the last six seasons.

- Illinois' six consecutive 25-win seasons are a Big Ten record, doubling the longest streak of any other school in the history of the conference. Michigan State (1999-01), Purdue (1994-96), Indiana (1991-93), and Ohio State (1960-62) all had three straight 25-win seasons.

- Dee Brown and James Augustine improved their school record for career wins in the victory at Michigan State on March 4. They have each now played in 113 wins (28.3 avg.) during their tenure. Brown and Augustine are two victories from tying the Big Ten career wins record of 115 set by Michigan State's Charlie Bell from 1998-2001.

- Illinois has won 113 games in the last four years, which is the third-winningest period in Big Ten history over four consecutive seasons. The Illini are two wins away from tying the Big Ten record of 115 victories set by Michigan State from 1998-2001. Illinois also owns the second spot on that list, having won 114 games from 2002-05.

- Bruce Weber has won 88 games in his tenure at Illinois, which ties the second-most wins ever by a Big Ten coach in three consecutive seasons. The record is 93 wins set by Michigan State's Tom Izzo from 1999-2001. Former Indiana Coach Bob Knight also won 88 games from 1991-93.

- Illinois' frontcourt (James Augustine, Shaun Pruitt, Brian Randle, Marcus Arnold and Warren Carter) is averaging 38.3 points per game (268 pts) on 62 percent shooting (101-163) over the last seven games.

- Illinois is ranked 13th in the final AP Poll and 14th in this week's Coaches Poll. Illinois has been ranked in the Top 17 all season, and has been in the Top 10 in 13 of the last 15 Coaches

## 2005-06 Illinois Roster

No.	Name	Pos.	Ht.	Wt.	Year	Hometown
1	Trent Meacham	G	6-2	195	So.	Champaign, Ill.
2	Chris Hicks	G	6-2	190	So.	Chicago, Ill.
3	Chester Frazier	G	6-2	190	Fr.	Baltimore, Md.
11	Dee Brown***	G	6-0	185	Sr.	Maywood, Ill.
25	Calvin Brock	G	6-5	190	r-Fr.	Chicago, Ill.
31	Jamar Smith	G	6-3	175	Fr.	Peoria, Ill.
33	Rich McBride**	G	6-3	205	Jr.	Springfield, Ill
34	C.J. Jackson	F	6-8	265	Fr.	Buena Vista, Ga.
40	James Augustine***	F/C	6-10	235	Sr.	Mokena, Ill.
41	Warren Carter**	F	6-9	215	Jr.	Dallas, Texas
42	Brian Randle*	F	6-8	215	r-So.	Peoria, Ill
44	Marcus Arnold	F	6-8	245	r-Jr.	Chicago, Ill.
55	Shaun Pruitt*	F/C	6-10	240	So.	Aurora, Ill



Polls.

- Dee Brown moved into third place on the Illinois career scoring list vs. Iowa on Feb. 25. Brown currently has 1,789 points, which also makes him the leading career scorer among current Big Ten players.
- Dee Brown surpassed Bruce Douglas' school record for minutes played vs. Northwestern on Feb. 15. Brown has logged the most minutes ever for an Illini player, currently at 4,619.
- James Augustine has started 130 consecutive games during his career, which is the second-longest active streak in the NCAA behind Gerry McNamara's 134 consecutive starts at Syracuse.
- Illinois became the first team in the nation to reach the 20-win marker this season with its 20th victory at Wisconsin on Jan. 31.
- Illinois has recorded its seventh straight 20-win season, which is also its ninth in the last 10 years and 25th all-time.
- Illinois owns a record of 62-8 since the beginning of last season.
- Illinois has won 64 of its last 70 regular-season games over the last three years (dating back to Jan. 31, 2004).
- Illinois set a school record with a 33-game winning streak at the Assembly Hall from Jan. 17, 2004 through Jan. 28, 2006 (streak snapped by Penn State on Feb. 4). That broke the previous record of 31 straight home wins from Jan. 15, 1984 through Jan. 4, 1986.
- Illinois is 93-4 (.959) at the Assembly Hall over the last seven seasons, the best home mark in the nation over that time period.
- The Illini played in front of 16 sell-out crowds at home this season, averaging 16,618 fans per game at the Assembly Hall. Illinois set school records for highest average attendance for a season and most sell-outs in a season.
- Illinois is the second-winningest team in the nation over the past six seasons. Illinois has won 166 games since the beginning of the 2000-01 season, which trails only Duke (180 wins).
- Bruce Weber is the second-winningest coach in the nation over the past five seasons. Since the beginning of the 2001-02 season, Weber has won 140 games, recording 52 wins in his final two years at Southern Illinois and 88 wins in his first three years at Illinois. He trails Duke's Mike Krzyzewski by five wins over this time period.
- Illinois, Duke and Oklahoma State are the only three teams to advance to the NCAA Sweet 16 each of the last two seasons.
- 19 of Illinois' 25 wins have been by double figures. The Illini lead the Big Ten and rank 10th in the nation (as of March 6) in scoring margin at +11.9 ppg.
- Illinois' opponents are averaging just 58.1 points on 40.3 percent shooting on the season, including just 30.8 percent from 3-point range. The Illini lead the Big Ten and rank eighth in the nation (as of March 6) in scoring defense, are second in the Big Ten and 27th nationally (as of March 6) in field goal percentage defense, and rank third in the Big Ten in 3-point field goal percentage defense.
- Illinois has allowed 70 or more points to only one team this season (Michigan; 74 on Jan. 14

and 72 on Feb. 21) and only one opponent has shot 50 percent or better against the Illini (Minnesota, .542 on Feb. 28). Illinois has held 16 teams under 40 percent shooting.

- Illinois is outrebounding its opponents by an average of 5.9 boards per game. The Illini lead the Big Ten and rank 16th in the nation (as of March 6) in rebounding margin and have outrebounded 23 of 31 opponents on the year. Illinois ranks second in the Big Ten in offensive rebounds, averaging 12.5.
- When Illinois dropped consecutive games vs. Penn State (Feb. 4) and at Ohio State (Feb. 12) recently, it marked only the second time in Bruce Weber's three-year tenure that Illinois had lost back-to-back games. Illinois has won five of seven games since the two-game skid, which includes three of its last four. The first time the Illini lost two straight under Weber occurred during his first year (2004) in games vs. Purdue (Jan. 10) and at Northwestern (Jan. 14). Illinois went on to win its final 10 conference games that season to claim the outright Big Ten championship.
- Dee Brown ranks second in the Big Ten and 23rd in the nation (as of March 6) in assists, averaging 5.6 apg. Over the last 13 games, he is averaging 6.5 assists (85). He led the league in assists in conference games only with 89.
- James Augustine ranks second in the Big Ten and ninth in the nation (as of March 6) in field goal percentage at 61.7 percent (164-266). He leads the Big Ten and ranks 37th in the nation (as of March 6) in rebounding, averaging 9.3 rpg.
- Sharp-shooting freshman guard Jamar Smith leads the Big Ten in 3-point field goal percentage at 48.8 percent (60-123). He has come off the bench to make his first 3-point attempt in 13 games and has made at least one 3-pointer in 25 of 30 games.
- The trio of guards Rich McBride (79), Dee Brown (75) and Jamar Smith (60) have accounted for all but 14 of Illinois' three-pointers this season (214-228, 94 percent).
- Dee Brown has an assist-to-turnover ratio of 2.30 over the past 24 games (152 assists, 66 turnovers), after opening the season with an assist/turnover ratio of 0.96 in the first six games (23 assists, 24 turnovers).
- Rich McBride, who is averaging 9.9 ppg on the year, has averaged 12.5 points over the Illini's last 11 games (137) and has been Illinois' leading scorer in five of those 11 contests.
- Dee Brown scored a career-high 34 points in the win over Michigan State on Jan. 5. It marked the most points by an Illini player in eight years, since Kevin Turner scored 35 vs. Indiana on Jan. 3, 1998.
- James Augustine has won the opening tip in 26 of 31 games this season, and has won the tip nearly 81 percent of the time during his career (106-25).
- Illinois has played 80 consecutive games while ranked in the Top 25.
- Illinois has the nation's longest nonconference homecourt winning streak at 46 games (tied with Oklahoma).
- Illinois tied its fourth-best start in school history this season with a 15-0 start, marking the

**Illini Head Coach Bruce Weber**

Bruce Weber has led the Fighting Illini to the top of the national charts in just his third season at the helm of the Illinois program. In addition to becoming the first coach in Big Ten history to lead his squad to outright Big Ten titles in each of his first two seasons, Weber had Illinois at No. 1 in the national polls the final 15 weeks of the 2004-05 season. He led the Illini to an NCAA record-tying 37 victories and the school's first appearance in the national championship game. The Illini success helped Weber be named National Coach of the Year by 10 different organizations. He came to Illinois following five years at Southern Illinois where he led the Salukis to Missouri Valley Conference titles each of his last two seasons.

Weber became just the third coach in Big Ten history to win an outright title in his first season in the league, leading the Illini to 10 straight victories to end the regular season and claim the title. He is also just the sixth coach in the conference since 1951 (when Michigan State joined the league) to defeat every other conference team in his first season.

In his five seasons at SIU, Weber took the Saluki program to the top of the MVC, winning league titles in 2002 and 2003. He posted records of 28-8 and 24-7 in his last two seasons, leading the Salukis to back-to-back NCAA Tournament appearances.

A 1978 graduate of Wisconsin-Milwaukee, Weber spent 18 years as an assistant at Purdue under Gene Keady before moving to SIU.

He has helped teams make 20 NCAA Tournament appearances in 27 seasons as a collegiate coach, including one Final Four, one Elite Eight and four Sweet Sixteen appearances. Purdue won six Big Ten titles during his stop in West Lafayette.

**Weber Career Record**

All Games . . . . .	191-69 (.735)
at Illinois . . . . .	88-15 (.854)
Illinois, 2005-06 . . . . .	25-6 (.806)
Southern Illinois, 1999-2003 . .	103-54
. . . . .	(.656)
Assistant at Western Kentucky . .	21-8
Assistant at Purdue . . . . .	394-168

# 2005-06 ILLINOIS BASKETBALL NOTES

Illini Record Under Bruce Weber:			
	All	05-06	
Plays at home	42-2	15-1	
Plays on the road	20-7	5-4	
Plays at neutral site	26-6	5-1	
Plays at United Center	7-0	1-0	
Big Ten record	39-9	11-5	
Big Ten at home	21-2	7-1	
Big Ten on the road	17-7	4-4	
When Ranked	81-14	25-6	
As No. 1	31-2	0-0	
Plays a ranked opponent	16-8	3-2	
Plays a Top-10 opponent	4-4	1-0	
Vs. No. 1	1-0	0-0	
Wins the game before	75-13	20-5	
Loses the game before	11-2	4-1	
Leading at the half	77-5	21-2	
Trailing at the half	8-10	3-4	
Tied at the half	3-0	1-0	
Shoots 45% or better	61-3	16-2	
Shoots less than 45%	27-12	9-4	
Opp. shoots 45% or less	65-5	19-4	
Opp. shoots better than 45% FG	23-10	6-2	
Shoots better than opp.	70-2	20-2	
Shoots worse than opp.	17-13	5-4	
Shoots same as opp.	1-0	0-0	
Shoots more FT than opp.	46-0	17-0	
Shoots fewer FT than opp.	39-14	8-6	
Shoots same number of FT	3-1	0-0	
Makes more FT than opp.	45-1	12-0	
Makes fewer FT than opp.	37-14	11-6	
Makes same number of FT	6-0	2-0	
Scores 70 or more points	64-2	16-0	
Leads in rebounding	60-7	22-1	
Trails in rebounding	24-7	3-4	
When rebounding is tied	4-1	0-1	
Scores more bench points	54-5	18-2	
Scores fewer bench points	28-9	4-4	
Scores same bench points	5-1	2-0	
Has fewer TOs than opp.	67-6	16-3	
Has equal or more TOs than opp.	21-9	9-3	
Has 15+ assists	60-7	14-2	
Wears white uniforms	35-3	10-1	
Wears blue uniforms	8-4	3-1	
Wears orange uniforms	45-8	12-4	
Plays in tournaments	16-4	4-1	
NCAA Tournament	7-2	0-0	
In November	13-0	6-0	
In December	23-2	8-0	
In January	18-5	6-2	
In February	18-3	4-3	
In March	15-4	1-1	
In April	1-1	0-0	
Plays during the day	40-6	10-2	
Plays at night	48-9	15-4	
Margin is 5 points or less	10-6	4-3	
Margin is between 6-10	18-4	5-1	
Margin is between 11-20	35-5	8-2	
Margin is more than 20	17-0	8-0	
Has a 20+ point scorer	39-4	8-1	
Scores 59 points or less	6-7	3-3	
Scores 60-69 points	18-6	6-3	
Scores 70-79 points	32-1	10-0	
Scores 80-89 points	21-1	4-0	
Scores 90-99 points	10-0	2-0	
Scores 100+ points	1-0	0-0	
Overtime	4-0	0-0	
On ESPN	19-5	5-3	
On espn2	7-0	2-0	
On CBS	18-5	2-1	
On FOX Sports Net	3-0	1-0	

## Illinois in the Big Ten Rankings

Illinois ranks among the top three in the Big Ten as a team in the following categories (as of March 13):

### ALL GAMES

1st in scoring margin (+11.9 ppg)  
 1st in scoring defense (58.1 ppg)  
 1st in rebounding margin (+5.9 rpg)  
 2nd in field goal percentage defense (.403)  
 2nd in offensive rebounds (12.5 rpg)  
 2nd in rebounding defense (30.1 rpg)  
 3rd in 3-pt. field goal percentage defense (.308)  
 3rd in rebounding offense (36.0)  
 3rd in assist/turnover ratio (1.22)  
 3rd in 3-pt. field goals per game (7.4)

### BIG TEN GAMES

1st in scoring defense (60.1 ppg)  
 1st in rebounding defense (30.5 rpg)  
 2nd in field goal percentage defense (.413)  
 2nd in scoring margin (+5.9 ppg)  
 2nd in turnover margin (+1.75)  
 2nd in assist/turnover ratio (1.23)  
 3rd in rebounding margin (+2.9 rpg)  
 3rd in 3-pt. field goal percentage defense (.338)

second straight season that the UI won its first 15 games. The Illini won a school-record 29 games to start last season.

- Illinois sold out of season tickets for the entire season for the second year in a row and third time in the last five years. The Illini have played in front of a school-record 28 consecutive sell-out crowds at the Assembly Hall.

## Brown Named NABC Second-Team All-American

Dee Brown was named a Second-Team All-American by the National Association of Basketball Coaches, as announced on Monday. This marks the second straight year that Brown has been named to the NABC's All-America Second Team.

## Brown Named USBWA Second-Team All-American & USBWA District V Player of the Year

Dee Brown was named a Second-Team All-American by the U.S. Basketball Writers Association. This is the second year in a row that

Brown has earned All-America honors from the USBWA, as he was a first-team All-America selection last season.

Brown was also named the USBWA District V Player of the Year, the second straight year he has earned Player of the Year honors for his district.

## Four Illini Earn Big Ten Awards

Dee Brown was named First-Team All-Big Ten by the coaches and media, while fellow senior James Augustine was named First-Team All-Big Ten by the coaches and Second-Team All-Big Ten by the media. In addition, sophomore Brian Randle was named to the Big Ten All-Defensive Team and rookie Jamar Smith was named to the Big Ten All-Freshman Team.

Brown leads the Illini in five statistical categories on the year, leading the team in scoring (14.4 ppg), assists (5.6 apg), steals (1.5 spg), minutes (35.6 mpg) and free throw shooting (.737, 70-95). He ranks second in the Big Ten in assists and led the league in assists in conference games only. Brown has scored in double figures 23

times, with seven games of 20+ points, led by a career-high 34 points vs. Michigan State on Jan. 5. This marks the second straight year that Brown has earned First-Team All-Big Ten honors.

Augustine ranks second on the Illini in scoring, averaging 13.5 points. He leads the team in both field goal shooting and rebounding, ranking second in the Big Ten and eighth in the nation in field goal percentage at 61.7 percent (164-266) and leading the conference in rebounding, averaging 9.3 boards. Augustine has scored in double figures 26 times and has equaled his career high three times this season with 23 points vs. Xavier (Dec. 3), 23 vs. Michigan (Jan. 14) and 23 at Michigan (Feb. 21). He has 12 double-doubles on the year and tied his career high in rebounding with 15 vs. Michigan State on March 10.

Randle garnered All-Defensive Team accolades after earning a reputation as the Illini's best defender, usually drawing the assignment of the opponents' top wing player each game. Opposing players he held below their season scoring average included Georgetown's Brandon Bowman, Oregon's Malik Hairston, Missouri's Clarence Gilbert, Michigan State's Maurice Ager, Iowa's Adam Haluska and Minnesota's Vincent Grier. Randle ranks third on the team in steals (24) and second in blocked shots (16).

Smith earned a spot on the All-Freshman team for his instant offense off the bench. He is fifth on the team in scoring with an average of 7.8 points, and he leads the Big Ten in 3-point shooting at 48.8 percent (60-123). He has scored in double figures 11 times and has totaled at least eight points in 19 games. Smith had a career-high 23 points vs. Arkansas-Little Rock (Dec. 5).

## Final 2006 Big Ten Standings

	<u>Big Ten</u>	<u>Overall</u>
1. Ohio State	12-4	25-5
2. <b>ILLINOIS</b>	<b>11-5</b>	<b>25-6</b>
Iowa	11-5	25-8
4. Wisconsin	9-7	19-11
Indiana	9-7	18-11
6. Michigan State	8-8	22-11
Michigan	8-8	18-10
8. Penn State	6-10	15-14
Northwestern	6-10	14-15
10. Minnesota	5-11	15-14
11. Purdue	3-13	9-19

### Illini Reach 25-Win Marker for Sixth Straight Season

Illinois won its 25th game of the season on March 4 at Michigan State, marking the sixth straight year that the Illini have recorded at least 25 wins. Illinois and Duke are the only teams in the nation to accomplish this feat in each of the last six seasons (beginning in 2000-01). Duke has won at least 25 games in each of the past 10 seasons.

Illinois' six consecutive 25-win seasons are a Big Ten record, doubling the longest streak of any other school in the history of the conference. Michigan State (1999-01), Purdue (1994-96), Indiana (1991-93), and Ohio State (1960-62) all had three straight 25-win seasons.

### About the Illini Seniors

James Augustine and Dee Brown are wrapping up their careers as four-year starters. The Illini have compiled a record of 113-22 (.837) during their tenure, winning two outright Big Ten championships, two Big Ten Tournament championships and making four straight NCAA Tournament appearances, including the Sweet Sixteen in 2004 and the Final Four last year, reaching the NCAA Championship game for the first time in school history.

These seniors rank among Illinois' all-time top players in nearly every career category. Brown is currently third on the Illini school scoring chart (1,789 points) while ranking second in three-pointers (296), assists (658) and steals (225). He is already the school-record holder for minutes played (4,619), has tied the school record for starts (134), and has set the school record for wins, having played in 113 during his career.

Augustine is tied with Brown on the career wins chart, having also played in 113 victories. He is 18th on the UI scoring list (1,354 points) and is the school's all-time leader in field goal shooting (61.5 percent) and rebounding (1,012). Augustine is the first player in Illini history and just the 12th in Big Ten history to record both 1,000 career points and 1,000 career rebounds.

Brown and Augustine have also been recognized for their achievement in the classroom, each earning Academic All-Big Ten honors during their career. Brown earned his bachelor's degree in sport management in December, while Augustine will earn his sport management degree in May.

### Weber Second-Winningest Coach in Big Ten History over Three-Straight Years

Bruce Weber has won 88 games in his tenure at Illinois, which ties the second-most wins ever by a Big Ten coach in three consecutive seasons. The record is 93 wins set by Michigan State's Tom Izzo from 1999-2001. Below is the top-5 list for the most wins by a Big Ten coach over a period of three-straight years:

<u>Coach, School</u>	<u>Wins</u>	<u>Years</u>
1. Tom Izzo, Michigan State	93	1999-01
<b>T2. Bruce Weber, Illinois</b>	<b>88</b>	<b>2004-06</b>
T2. Bob Knight, Indiana	88	1991-93
T4. Gene Keady, Purdue	80	1994-96
T4. Steve Fisher, Michigan	80	1992-94

### Augustine 12th Player in Big Ten History With 1,000 Points and 1,000 Rebounds

Senior James Augustine became the first player in Illinois history to record 1,000 career rebounds with his 1000th board with 11:17 left in the first half vs. Michigan State on March 10.

Augustine now has 1,012 career boards, which is also the most rebounds of any current Big Ten player. He is just the 12th player in Big Ten history to join the 1,000-point & 1,000-rebound club. Following is a list of the all-time Big Ten players to score 1,000-points and grab 1,000 rebounds in their career:

1. John Green, Michigan State, 1957-59  
1,062 pts, 1,036 reb
2. Walt Bellamy, Indiana, 1959-61  
1,441 pts, 1,088 reb
3. Jerry Lucas, Ohio State, 1960-62  
1,990 pts, 1,411 reb
4. Bill Buntin, Michigan, 1963-65  
1,725 pts, 1,037 reb
5. Rudy Tomjanovich, Michigan, 1968-70  
1,808 pts, 1,039 reb
6. Kent Benson, Indiana, 1974-77  
1,750 pts, 1,031 reb
7. Greg Kelsner, Michigan State, 1976-79  
2,014 pts, 1,092 reb
8. Joe Barry Carroll, Purdue, 1977-80  
2,175 pts, 1,148 reb
9. Herb Williams, Ohio State, 1978-81  
2,011 pts, 1,111 reb
10. Brad Sellers, Wisconsin, 1982-83 & Ohio State, 1985-86  
1,960 pts, 1,153 reb
11. Alan Henderson, Indiana, 1992-95  
1,979 pts, 1,091 reb
12. **James Augustine, Illinois, 2003-06**  
**1,354 pts, 1,012 reb**

### Illini Frontcourt Increasing Production

Illinois' frontcourt has stepped up its production over the last seven games, with James Augustine, Brian Randle, Shaun Pruitt, Warren Carter and Marcus Arnold averaging 38.3 points per game on 62 percent shooting. That is a major improvement compared to the previous six games, where the Illini frontcourt averaged just 28.7 ppg on 44.2 percent shooting. Below is a look at the Illini's production in the paint over the last seven games:

## Week-by-Week Rankings

	<u>AP</u>	<u>ESPN/USA Today</u>
Preseason	17	17
Nov. 14	17	17
Nov. 21	15	14
Nov. 28	12	12
Dec. 5	11	10
Dec. 12	9	8
Dec. 19	6	6
Dec. 26	6	6
Jan. 2	6	6
Jan. 9	7	6
Jan. 16	7	5
Jan. 23	8	7
Jan. 30	6	6
Feb. 6	10	9
Feb. 13	14	13
Feb. 20	8	8
Feb. 27	10	10
March 6	9	9
March 13	13	14

## National Polls

(March 13)	(March 13)
<u>AP</u>	<u>ESPN/USA Today</u>
1. Duke (59)	1. Duke (27)
2. Connecticut (11)	2. Connecticut (4)
3. Villanova (1)	3. Memphis
4. Memphis	4. Villanova
5. Gonzaga (1)	5. Gonzaga
6. <b>Ohio State</b>	6. <b>Ohio State</b>
T7. Boston College	7. Boston College
T7. UCLA	8. UCLA
9. Texas	9. Texas
10. <b>North Carolina</b>	10. Florida
11. Florida	11. George Washington
12. Kansas	12. <b>North Carolina</b>
13. <b>ILLINOIS</b>	13. Kansas
14. George Washington	14. <b>ILLINOIS</b>
15. <b>Iowa</b>	15. <b>Iowa</b>
16. Pittsburgh	16. Pittsburgh
17. Washington	17. Washington
18. Tennessee	18. LSU
19. LSU	19. Tennessee
20. Nevada	20. Oklahoma
21. Syracuse	21. Nevada
22. West Virginia	22. Syracuse
23. <b>Georgetown</b>	23. West Virginia
24. Oklahoma	24. <b>Georgetown</b>
25. UAB	25. UAB

*Illini opponents in bold*



# 2005-06 ILLINOIS BASKETBALL NOTES

## Illinois Career Totals

	2005-06	Career
<b>Double-Digit Scoring Games</b>		
Dee Brown	23	94
James Augustine	26	74
Rich McBride	15	17
Brian Randle	11	12
Jamar Smith	10	10
Shaun Pruitt	6	6
Warren Carter	4	4
Marcus Arnold	3	3
<b>20+ Point Games</b>		
Dee Brown	7	20
James Augustine	3	6
Rich McBride	1	2
Jamar Smith	1	1
<b>5+ 3-Point FG Games</b>		
Dee Brown	5	16
Rich McBride	2	3
Jamar Smith	2	2
<b>10+ Rebound Games</b>		
James Augustine	13	34
Brian Randle	1	2
Shaun Pruitt	1	1
Warren Carter	1	1
<b>Double-Doubles</b>		
James Augustine	12	28
Dee Brown	0	2
Brian Randle	1	1
<b>10+ Assist Games</b>		
Dee Brown	3	8
<b>3+ Steal Games</b>		
Dee Brown	7	33
James Augustine	4	12
Rich McBride	2	4
Brian Randle	1	3
<b>3+ Block Games</b>		
James Augustine	2	15
Brian Randle	0	2
Shaun Pruitt	1	1
<b>Starts</b>		
Dee Brown	31	134
James Augustine	31	132
Brian Randle	30	39
Rich McBride	31	31
Shaun Pruitt	31	31
Warren Carter	1	1

## 2005-06 Fighting Illini Starters

Game	G	G	F	F	C
Every game except for Coppin State on 12/18:	Brown	McBride	Randle	Augustine	Pruitt
Coppin State	Brown	McBride	Carter	Augustine	Pruitt

Player	FG-A	Pct.	Pts.	Avg.
Augustine	38-61	62.3	101	14.4
Pruitt	22-34	64.7	52	7.4
Randle	21-34	61.8	59	8.4
Carter	12-22	54.5	34	4.9
Arnold	8-12	66.7	22	3.1
<b>Total</b>	<b>101-163</b>	<b>62.0</b>	<b>268</b>	<b>38.3</b>

### Current Illini Squad Third-Winningest Team in Big Ten History over Four-Year Period

Illinois has won 113 games in the last four years, which is the third-winningest period in Big Ten history over four consecutive seasons. The Illini are two wins away from tying the Big Ten record of 115 victories set by Michigan State from 1998-2001. Illinois also owns the second spot on that list, having won 114 games from 2002-05. Below is the top-5 list for the most wins by a Big Ten school over a period of four-straight years:

School	Wins	Years
1. Michigan State	115	1998-01
2. Illinois	114	2002-05
3. ILLINOIS	113	2003-06
4. Michigan State	112	1999-02
T5. Indiana	108	1991-94
T5. Indiana	108	1973-76

### Illini Reach 11-Win Marker in Conference Play for Seventh Straight Year

With this year's 11-5 conference record and second-place finish, it marked the seventh straight year that the Illini won at least 11 games in conference play and earned a top-four seed and opening-round bye at the Big Ten Tournament:

Year	Big Ten Record	Big Ten Finish	Big Ten Tourn. Seed
2000	11-5	4th	4
2001	13-3	T-1st	1
2002	11-5	T-1st	3
2003	11-5	2nd	2
2004	13-3	1st	1
2005	15-1	1st	1
2006	11-5	T-2nd	3

### Weber Finalist for Jim Phelan Award

Bruce Weber has been named one of 15 finalists for the Jim Phelan National Coach of the Year, which is presented by CollegeInsider.com. The voting is done by a 20-member panel, chaired by Phelan. In addition to Weber, other finalists are John Brady (LSU), Jim Calhoun (Connecticut), Jamie Dixon (Pittsburgh), Mark Few (Gonzaga), John Giannini (La Salle), Mark Gottfried (Alabama), Karl Hobbs (George Washington), Ben Howland (UCLA), Mike Krzyzewski (Duke), Thad Matta (Ohio State), Bruce Pearl (Tennessee), John Thompson III (Georgetown), Roy Williams (North Carolina) and Jay Wright (Villanova).

The winner of the Jim Phelan Award will be announced at the Final Four in Indianapolis.

### Brown Senior CLASS Award Finalist

Dee Brown is one of 10 finalists for the Bayer Advantage Senior CLASS Award, as announced on March 1. The award is presented annually to the nation's senior player-of-the-year, and the acronym stands for Celebrating Loyalty and Achievement for Staying in School.

Fans can vote on-line for their favorite finalist at [www.seniorclassaward.com](http://www.seniorclassaward.com). Over 100 coaches and media will also vote and the winner will be announced during the Final Four on April 1.

### Brown Named Finalist for Oscar Robertson Trophy

Dee Brown has been named one of 10 finalists for the Oscar Robertson Trophy, which is given to the national player of the year by the U.S. Basketball Writers Association. Brown joins J.J. Redick and Shelden Williams of Duke as repeat finalists on this year's list.

The winner will be chosen by a vote of the USBWA membership and will be announced at an awards breakfast in Indianapolis on March 31 as part of the Final Four weekend.

### Augustine and Brown Nearing Big Ten Record for Career Wins

Illinois' win over Michigan State on March 4 marked the 113th career victory that seniors James Augustine and Dee Brown have played in during their UI tenure, adding to their school record for career wins.

Augustine and Brown are two victories away from tying the Big Ten career wins record of 115 set by Michigan State's Charlie Bell from 1998-2001.

### Brown Moves to Third on Illini Career Scoring Chart

Dee Brown improved to third place on the Illinois career scoring list vs. Iowa on Feb. 25, in his final game at the Assembly Hall. Brown currently has 1,789 points, which is also the most career points among active Big Ten players.

### Illini By the Numbers Under Weber

Illinois has been a consistent winner under Bruce Weber, a tenure that spans the most successful period in school history. The following is a breakdown of Illinois' success under Weber:

- **88-15:** Illinois' overall record under Weber, a winning percentage of .854.
- **42-2:** Illinois' record at the Assembly Hall under Weber, a winning percentage of .955.
- **37-2:** Illinois' record last season, which tied the record for the winningest season in NCAA history.



# 2005-06 ILLINOIS BASKETBALL NOTES

- 26-7: Illinois' record in Weber's first season (2003-04), which tied the fourth-winningest season in school history.
- 25-6: Illinois' record so far this season, the third straight year under Weber that Illinois has topped 25 wins.
- 39-9: Illinois' record in Big Ten play under Weber – which includes back-to-back outright championships in 2004 and 2005 – a winning percentage of .813.
- 76-11: Illinois' record in regular season games under Weber, a winning percentage of .874.
- 20-7: Illinois' record in road games under Weber, a winning percentage of .741.
- 26-6: Illinois' record in neutral-site games under Weber, a winning percentage of .813.
- 7-2: Illinois' NCAA Tournament record under Weber – which includes a trip to the Sweet 16 in 2004 and the program's first-ever appearance in the national championship game in 2005 – a winning percentage of .778.
- 5-2: Illinois' Big Ten Tournament record under Weber – which includes the 2005 tournament title – a winning percentage of .714.
- 12-4: Illinois' combined postseason record under Weber, a winning percentage of .750.

## Augustine and Brown Named First-Team All-District by NABC

Illinois seniors James Augustine and Dee Brown were named First-Team All-District for District 11 by the National Association of Basketball Coaches (NABC) on Feb. 17. They were joined on the first team by Michigan State's Maurice Ager and Shannon Brown and Wisconsin's Alando Tucker.

Augustine and Brown are now eligible for the NABC All-America Team, which will be announced at the end of the season.

**Brown on Midseason List for Naismith Trophy**  
Dee Brown has been named one of 30 midseason candidates for the Naismith Trophy presented by Cingular Wireless, as announced by the Atlanta Tipoff Club on Feb. 13. The Top 30 list was compiled by the Board of Selectors, comprised of basketball journalists, coaches and administrators from around the country.

The midseason list will be trimmed down to four finalists in March, at which point fans will have a chance to vote for their favorite finalist via text messaging. Fan voting will account for 25 percent of the selection process once the four finalists are revealed.

The winner of the Naismith Trophy will be announced at the Final Four in Indianapolis.

**Brown Named Finalist for Cousy Award**  
Dee Brown is one of 16 finalists for the Bob Cousy Award, an honor presented annually to the nation's top collegiate point guard. The Award is presented by the Naismith Memorial Basketball Hall of Fame in conjunction with The Hartford Financial Services Group.

Fans will have the opportunity to vote for their favorite finalist online at [www.cousyaward.com](http://www.cousyaward.com) with the leading vote get-

## Illinois Career Records to Watch

### Points

1.	Deon Thomas, 1991-94	2,129
2.	Kiwane Garris, 1994-97	1,948
3.	<b>Dee Brown, 2003-</b>	<b>1,789</b>
4.	Brian Cook, 2000-03	1,748
5.	Cory Bradford, 1999-02	1,735
6.	Eddie Johnson, 1978-81	1,692
7.	Mark Smith, 1978-81	1,653
8.	Andy Kaufmann, 1989-93	1,533
9.	Efrem Winters, 1983-86	1,487
10.	Nick Weatherspoon, 1971-73	1,481
11.	Dave Scholz, 1967-69	1,459
12.	Don Freeman, 1964-66	1,449
13.	Frank Williams, 2000-02	1,440
14.	Jerry Hester, 1994-98	1,415
15.	Kendall Gill, 1987-90	1,409
16.	Ken Norman, 1985-87	1,393
17.	Dave Downey, 1961-63	1,360
18.	<b>James Augustine, 2003-</b>	<b>1,354</b>
19.	John Kerr, 1952-54	1,299
20.	Luther Head, 2002-05	1,295

### Field Goals

1.	Deon Thomas, 1991-94	803
2.	Eddie Johnson, 1978-81	753
3.	Brian Cook, 2000-03	635
4.	<b>Dee Brown, 2003-</b>	<b>632</b>
5.	Mark Smith, 1978-81	608

### Field Goal Percentage

1.	<b>James Augustine, 2003-</b>	<b>.615 (524-852)</b>
2.	Ken Norman, 1985-87	.609 (558-916)
3.	Deon Thomas, 1991-94	.601 (803-1336)
4.	Kenny Battle, 1988-89	.591 (415-702)
5.	Roger Powell, 2002-05	.572 (456-797)

### Three Point Field Goals

1.	Cory Bradford, 1999-02	327
2.	<b>Dee Brown, 2003-</b>	<b>296</b>
3.	Richard Keene, 1993-96	237
4.	Luther Head, 2002-05	209
5.	Sean Harrington, 2000-03	191

### Free Throws

1.	Kiwane Garris, 1994-97	615
2.	Deon Thomas, 1991-94	522
3.	Mark Smith, 1978-81	437
4.	Andy Kaufmann, 1989-93	398
5.	Brian Cook, 2000-03	384
6.	Frank Williams, 2000-02	371
7.	Don Freeman, 1964-66	317
8.	<b>James Augustine, 2003-</b>	<b>300</b>
9.	Dave Downey, 1961-63	296
10.	John Kerr, 1952-54	287

### Rebounds

1.	<b>James Augustine, 2003-</b>	<b>1,012</b>
2.	Efrem Winters, 1983-86	853
3.	Deon Thomas, 1991-94	846
4.	Eddie Johnson, 1978-81	831
5.	Skip Thoren, 1963-65	830

### Assists

1.	Bruce Douglas, 1983-86	765
2.	<b>Dee Brown, 2003-</b>	<b>658</b>
3.	Deron Williams, 2003-05	594
4.	Kiwane Garris, 1994-97	502
5.	Stephen Bardo, 1987-90	495

### Blocked Shots

1.	Deon Thomas, 1991-94	177
2.	Derek Holcomb, 1979-81	174
3.	James Griffin, 1979-82	156
4.	<b>James Augustine, 2003-</b>	<b>139</b>
5.	Brian Cook, 2000-03	136

### Steals

1.	Bruce Douglas, 1983-86	324
2.	<b>Dee Brown, 2003-</b>	<b>225</b>
3.	Kendall Gill, 1987-90	218
4.	Frank Williams, 2000-02	212
5.	Sergio McClain, 1998-2001	210
6.	Derek Harper, 1981-83	178
T7.	Kenny Battle, 1988-89	161
T7.	Mark Smith, 1978-81	161
9.	Luther Head, 2002-05	158
10.	<b>James Augustine, 2003-</b>	<b>140</b>

### Minutes

1.	<b>Dee Brown, 2003-</b>	<b>4,619</b>
2.	Bruce Douglas, 1983-86	4,373
3.	Cory Bradford, 1999-2002	4,351
4.	Efrem Winters, 1983-86	4,033
5.	Kiwane Garris, 1994-97	3,803
6.	Deon Thomas, 1991-94	3,799
7.	Doug Altenberger, 1983-87	3,730
8.	<b>James Augustine, 2003-</b>	<b>3,652</b>
9.	Eddie Johnson, 1978-81	3,629
10.	Mark Smith, 1978-81	3,517

### Games

T1.	<b>James Augustine, 2003-</b>	<b>135</b>
T1.	<b>Dee Brown, 2003-</b>	<b>135</b>
T1.	Nick Smith, 2002-05	135
4.	Cory Bradford, 1999-2002	134
T5.	Brian Cook, 2000-03	132
T5.	Sean Harrington, 2000-03	132
T5.	Doug Altenberger, 1983-87	132
8.	Bruce Douglas, 1983-86	130
T9.	Stephen Bardo, 1987-90	129
T9.	Efrem Winters, 1983-86	129

### Starts

T1.	<b>Dee Brown, 2003-</b>	<b>134</b>
T1.	Cory Bradford, 1999-2002	134
3.	<b>James Augustine, 2003-</b>	<b>132</b>
4.	Efrem Winters, 1983-86	120
5.	Bruce Douglas, 1983-86	117

### Consecutive Starts

1.	Cory Bradford, 1999-2002	134
2.	<b>James Augustine, 2003-</b>	<b>130</b>
3.	<b>Dee Brown, 2003-</b>	<b>108</b>
4.	Richard Keene, 1993-96	85
5.	Audie Matthews, 1975-78	84

### Wins (Played in)

T1.	<b>James Augustine, 2003-</b>	<b>113</b>
T1.	<b>Dee Brown, 2003-</b>	<b>113</b>
3.	Nick Smith, 2002-05	110
4.	Roger Powell, 2002-05	107
5.	Luther Head, 2002-05	104

# 2005-06 ILLINOIS BASKETBALL NOTES

ter from the fans receiving one vote on the Blue Ribbon committee that will select the winner.

The recipient of the Bob Cousy Award will be announced at the Final Four in Indianapolis on April 3.

## Brown Named to Wooden Award Midseason List

Dee Brown is listed as one of 30 midseason candidates for the John R. Wooden Award, released on Jan. 28. Brown and Duke's J.J. Redick are the only candidates on the midseason list who were named to last year's Wooden Award All-America Team.

The national ballot consisting of approximately 20 players will be released in March, and over 1,000 voters comprised of sports media members and college basketball experts across the nation will then cast their votes to determine both the 10-member All-America Team and the Player of the Year recipient.

Illini Record Seventh Straight 20-Win Season  
Illinois has recorded its seventh straight 20-win season, which is also its ninth in the last 10 years and 25th all-time. The school record for consecutive 20-win seasons is nine, which happened under Lou Henson from 1983-91.

## Doing it with Defense

At the beginning of the season, Bruce Weber challenged his team to build its identity and reputation on defense. Illinois has responded, using defense to spur its 25-6 record. Opponents are averaging just 58.1 points (first in Big Ten, eighth in NCAA as of March 6) on 40.3 percent shooting (second in Big Ten, 27th in NCAA as of Feb. 27) and 30.8 percent 3-point shooting (third in Big Ten) for the season.

The Illini have given up 70 or more points to just one team this season (Michigan; 74 on Jan. 14 and 72 on Feb. 21), with 17 opponents scoring under 60. Illinois has had only one opponent shoot 50 percent or better in a game this year (Minnesota; .543 on Feb. 28), and only seven teams have shot better than 45 percent.

Illinois held back-to-back opponents to less than 50 points in wins over Arkansas-Little Rock (75-49) and Georgetown (58-48) for the first time since Nov. 30 and Dec. 5, 1998 under Lon Kruger when the Illini defeated Valparaiso (53-49) and Bradley (53-48).

On Dec. 18, the Illini held Coppin State to just 42 points, the second-fewest points by an opponent in the Weber era at Illinois and the fewest by a UI opponent since Penn State scored 37 in an 80-37 loss at the Assembly Hall on Jan. 21, 2004.

Perhaps Illinois' best defensive effort of the season came in the win over Michigan State on Jan. 5. The Spartans entered the game ranked 14th in the nation in scoring, averaging 82.8 ppg. But the Illini held MSU to a season-low 50 points, nearly 33 points below its average. MSU was 10th in the NCAA in field goal percentage at 50.4 percent but shot just 36.2 percent against the Illini defense.

The Illini "D" did its best work on Michigan

State's top two scorers, Maurice Ager and Paul Davis. Ager entered the game ranked 12th in the nation in scoring at 22 points per game, but he was held 13 below his average, scoring a season-low nine points on 3-8 shooting, his only game of the season not reaching double figures. Davis, meanwhile, came into the game third in the Big Ten in scoring, averaging 20 points, but scored just 12.

In the win over Northwestern on Jan. 21, Illinois held the Wildcats to 35.4 percent shooting and 17 field goals on its home floor, which included just four first-half baskets. NU's Vedran Vukusic, the Big Ten's leading scorer entering the game at 20.9 ppg, was held to a season-low five points and just one field goal by the Illini, his first game of the year in single digits.

In the win at Wisconsin on Jan. 31, Illinois held the Badgers to just 51 points, the lowest point total for Wisconsin at the Kohl Center in Bo Ryan's five-year tenure as head coach. Wisconsin made just 16 field goals and shot just 35.6 percent from the field and 15 percent from 3-point range on the night.

In the win over Northwestern on Feb. 15, Illinois held the Wildcats to just 47 points, tying the lowest scoring total by an Illini opponent in conference play. NU made just 15 baskets, the fewest by a UI opponent on the season. Illinois also held Northwestern without a field goal over the game's final eight minutes.

In the victory over Iowa on Feb. 25, the Illini held Adam Haluska, the Hawkeyes' leading scorer, to a season-low three points on just one field goal.

## Crashing the Boards

One major area where Illinois has improved its performance compared to last season is in rebounding. The Illini are averaging 36.0 rpg (third in Big Ten) and have totaled 40+ boards 11 times. Illinois is outrebounding its opponents by an average of 5.9 boards to lead the Big Ten and rank 16th in the NCAA (as of March 6) in rebounding margin. Illinois has outrebounded its opponent in 23 of 31 games on the season. The Illini rank second in the Big Ten in offensive rebounding, averaging 12.4 offensive boards per game.

Last season, Illinois averaged 34.3 rpg and outrebounded its opponent by an average of only 3.0 boards.

## Home Cookin'

Illinois is 93-4 (.959) at the Assembly Hall over the past seven seasons, the best home mark in the nation over that time period ... Included in that run have been three undefeated home seasons in 2000-01, 2002-03 and 2004-05 ... Illinois had its school-record 33-game winning streak at the Assembly Hall come to an end on Feb. 4 with a one-point loss to Penn State ... The streak of 33 straight home wins was tied at the time with Gonzaga for the longest in the nation ... Illinois is also 81-3 (.964) at the Assembly Hall over the last six years, with the losses coming to Michigan State on Feb. 3, 2002, Purdue on Jan. 10, 2004 and Penn State on Feb. 4, 2006 ... Illinois has

## Big Ten Career Records to Watch

### Field Goal Percentage

1. Stephen Scheffler, PUR, 1987-90	.685 (408-596)
2. Maceo Baston, MICH, 1995-98	.627 (471-751)
3. Jerry Lucas, OSU, 1960-62	.624 (776-1243)
4. Mike Peplowski, MSU, 1990-93	.621 (488-786)
5. Loy Vaught, MICH, 1987-90	.617 (617-1000)
6. James Augustine, ILL, 2003-	.615 (524-852)
T7. Andre Hutson, MSU, 1998-2001	.609 (518-851)
T7. Ken Norman, ILL, 1985-87	.609 (558-916)
9. Deon Thomas, ILL, 1991-94	.601 (803-1336)
10. Evan Eschmeyer, NU, 1995-99	.595 (621-1044)

### Three Point Field Goals

1. Louis Bullock, MICH, 1996-99	339
2. Pete Lisicky, PSU, 1994-98	332
3. Shawn Respert, MSU, 1992-95	331
4. Cory Bradford, ILL, 1999-2002	327
5. Joe Crispin, PSU, 1998-2001	308
6. Dee Brown, ILL, 2003-	296
7. Tony Stockman, OSU, 2001-05	294
8. A.J. Guyton, IND, 1997-2000	283
9. Jeff Horner, IOWA, 2003-	261
10. Chris Hill, MSU, 2002-05	245

### Assists

1. Mateen Cleaves, MSU, 1997-2000	816
2. Bruce Douglas, ILL, 1983-86	765
3. Gary Grant, MICH, 1985-88	731
4. Bruce Parkinson, PUR, 1974-77	690
5. Dee Brown, ILL, 2003-	658
6. Scott Skiles, MSU, 1983-86	645
7. Jeff Horner, IOWA, 2003-	608
8. Eric Snow, MSU, 1992-95	599
9. Deron Williams, ILL, 2003-05	594
T10. Andre Woolridge, IOWA, 1994-97	575
T10. Rumeal Robinson, MICH, 1987-90	575

### Steals

1. Bruce Douglas, ILL, 1983-86	324
2. Gary Grant, MICH, 1985-88	300
3. Mike Kelly, WIS, 1998-2001	275
4. Pat Baldwin, NU, 1991-94	272
5. Brian Cardinal, PUR, 1997-2000	259
6. Dee Brown, ILL, 2003-	225
T7. Titus Ivory, PSU, 1998-2001	218
T7. Kendall Gill, ILL, 1987-90	218
T9. Jitum Young, NU, 2001-04	215
T9. Melvin Newbern, MINN, 1987-90	215

won 50 of its last 53 (.943) home Big Ten games ... The Illini have won 46 in a row at the Assembly Hall against non-conference opponents, which is tied with Oklahoma for the longest non-conference homecourt winning streak in the country ... Below is a look at Illinois' home record the past seven seasons:

Year	Overall	Big Ten
2005-06	15-1	7-1
2004-05	15-0	8-0
2003-04	12-1	7-1
2002-03	14-0	7-0
2001-02	13-1	7-1
2000-01	12-0	8-0
<u>1999-2000</u>	<u>12-1</u>	<u>7-1</u>
Total	93-4 (.959)	51-4 (.927)

## Dee Does it All

Dee Brown, the "one-man fast break", is doing it all for the Illini this season now that his former

## Illini Honors 2005-06

## James Augustine

- First-Team All-Big Ten (Coaches)
- Second-Team All-Big Ten (Media)
- First-Team NABC All-District
- Big Ten Co-Player of the Week (Dec. 5)
- South Padre Island Invitational MVP

## Dee Brown

- NABC Second-Team All-American
- USBWA Second-Team All-American
- First-Team All-Big Ten (Coaches & Media)
- USBWA District V Player of the Year
- First-Team NABC All-District
- Adolph Rupp Award Finalist
- Bob Cousy Award Finalist (Top Collegiate Point Guard)
- Oscar Robertson (USBWA) Award Finalist
- Senior CLASS Award Finalist
- Midseason Wooden Award Candidate
- Midseason Naismith Award Candidate
- Midseason All-American (Sports Illustrated)
- Jay Bilas' Midseason All-American
- Andy Katz' Midseason All-American
- Jay Bilas' Preconference 2nd Team All-American
- Jay Bilas' Preconference All-Defensive Team
- Papé Jam MVP (Oregon game)
- South Padre Island Invitational All-Tournament Team
- *Associated Press* Preseason All-American
- Preseason Wooden Award Candidate
- Preseason Naismith Award Candidate
- Preseason Robertson Award Candidate
- Preseason Playboy Magazine All-American
- Preseason Big Ten Player of the Year - Media
- First-Team Preseason All-Big Ten - Media

## Rich McBride

- South Padre Island Invitational All-Tournament Team

## Brian Randle

- Big Ten All-Defensive Team
- Jay Bilas' Preconference All-Defensive Team

## Jamar Smith

- Big Ten All-Freshman Team
- Jay Bilas' Preconference Freshman All-American

## Bruce Weber

- Jim Phelan Award Finalist
- Jay Bilas' Preconference All-America Coach

## Team

- Dick Vitale's Team of the Week, Dec. 24 (following victory over Missouri)

running mates Deron Williams and Luther Head are in the NBA. Brown boasts a career-best scoring average of 14.4 points to lead the team. He has been Illinois' leading scorer in 15 games and has reached double figures 23 times, with seven games of 20 or more points.

Brown put on one of the best scoring performances by an Illinois player in nearly a decade in the Big Ten opener vs. Michigan State on Jan. 5. He scored a career-high 34 points, making a career-high 12 field goals. Seven of his 12 buckets came from 3-point range, tying the most treys by a Big Ten player on the year. Brown was on fire in the first half, scoring 23 points on 8-12 shooting, which matched the number of first-half baskets that MSU had as a team. His 34 points are the most by a UI player in eight years, since Kevin Turner scored 35 vs. Indiana in the 1998 Big Ten opener vs. Indiana (Jan. 3, 1998).

Brown was at it again in the win over Michigan on Jan. 14, scoring a game-high 26 points, which equaled his second-highest total of the season. He scored 16 of 26 in the final 11 minutes, nailing four 3-pointers and a key basket with less than two minutes left to put the Illini up by three. Brown, who played the entire 40 minutes against the Wolverines, also tied his best-ever performance from the free throw line by making 9-10.

He had his first standout performance in a Big Ten road game at Northwestern on Jan. 21, scoring a game-high 18 points on 6-10 shooting, to go along with eight assists. He then led the Illini with a game-high 17 points on 7-11 shooting vs. Minnesota on Jan. 25 and had 16 points at Wisconsin on Jan. 31.

He had his most recent 20-point outings at Michigan on Feb. 21 and in the victory at Michigan State on March 4, finishing with 20 points in both games.

Brown's first scoring explosion of the season came in the win at Oregon on Dec. 10 when he led the Illini with 26 points. Brown made 9-15 shots against the Ducks, including 5-8 from 3-point range.

Against Missouri on Dec. 21, Brown played a brilliant all-around game, scoring a game-high 17 points while also recording a game-high seven assists. He played the entire game (36 min.) without committing a turnover.

Brown's presence can be felt all over the court, as he leads the Illini in five total categories: scoring (14.4 ppg), minutes (35.6 mpg), assists (5.6 apg), steals (1.5 spg) and free throw percentage (70-95, .737). He ranks second in the Big Ten (23rd in NCAA as of March 6) in assists, is sixth in steals, and is third in the conference averaging 2.4 three-pointers per game.

Brown has recorded double-digit assists three times this year, led by a season-high 11 assists at Indiana (Jan. 17) and 10 vs. both Arkansas-Little Rock (Dec. 5) and Tennessee-Martin (Dec. 30). He is sixth in the Big Ten with a 1.94 assist-to-turnover ratio on the season, and has improved that figure to 2.30 over the last 24 games (152 assists, 66 turnovers). He had nine assists with just one turnover in 38 minutes vs. Iowa on on

Feb. 25.

## Augie Taking Over

Illinois is counting on a big year from senior James Augustine, and he is delivering. A four-year starter, Augustine was the Illini's fifth-leading scorer last year (10.1 ppg), but ranks second on the team in scoring this season at 13.5 points per game. He has reached double figures in 26 of 31 games and has tied his career high three times this season with 23 points in the win over Xavier on Dec. 3, in the win over Michigan on Jan. 14, and again vs. Michigan on Feb. 21.

The leading career field goal percentage shooter in Illinois history, Augustine has made 61.7 percent of his shots this season (164-266), which ranks second in the Big Ten and ninth in the NCAA (as of March 6). He's shot 50 percent or better in all but five games, highlighted by a pair of 7-9 performances vs. Rutgers (Nov. 26) and Xavier (Dec. 3), 8-9 shooting vs. Tennessee-Martin (Dec. 30), 9-11 shooting vs. Michigan (Jan. 14) and 9-13 at Michigan (Feb. 21).

In addition to his increased scoring, Augustine has remained the Illini's top rebounder and has increased his production in that category as well. He is averaging 9.3 boards per game this season to lead the Big Ten. Augustine averaged 7.6 rpg last year and entered his senior season with a career average of 7.0 rebounds. Augustine is on pace to become the first Illinois player to lead the Big Ten in rebounding since conference began tracking all-games statistics in 1990.

Augustine is Illinois' first-ever player to collect 1,000 rebounds and is just the 12th player in Big Ten history with both 1,000 career points and 1,000 career boards.

Augustine has 12 double-doubles on the season:

- 18 pts.-14 reb. vs. South Dakota State (Nov. 18)
- 14 pts.-10 reb. vs. Wichita State (Nov. 25)
- 13 pts.-13 reb. vs. North Carolina (Nov. 29)
- 10 pts.-13 reb. vs. Georgetown (Dec. 8)
- 19 pts.-11 reb. vs. Tennessee-Martin (Dec. 30)
- 13 pts.-10 reb. vs. Minnesota (Jan. 25)
- 12 pts.-12 reb. vs. Purdue (Jan. 28)
- 11 pts.-13 reb. vs. Ohio State (Feb. 12)
- 18 pts.-10 reb. vs. Indiana (Feb. 19)
- 23 pts.-14 reb. at Michigan (Feb. 21)
- 16 pts.-10 reb. at Minnesota (Feb. 28)
- 16 pts.-15 reb. vs. Michigan State (March 10)

## Randle Hitting Stride

After redshirting last season due to a broken hand, sophomore Brian Randle is back in the UI lineup and has had a number of breakout performances. He has also become Illinois' defensive stopper, drawing the assignment of containing the opponents' top perimeter player each game.

Randle scored a career-high 16 points against Rutgers on Nov. 26, shooting 6-8 from the field. He then had 12 points on 4-5 shooting against North Carolina on Nov. 29. He came up huge in the clutch, scoring in traffic with 1:06 remaining to give Illinois a 66-62 lead after the team had gone scoreless for five-and-a-half minutes.



# 2005-06 ILLINOIS BASKETBALL NOTES

## The Last Time.....

### AN ILLINOIS PLAYER HAD

40+ points	Andy Kaufmann (46) vs. Wisc-Milw, 12/3/90
35-39 points	Kevin Turner (35) vs. Indiana, 1/3/98
30-34 points	Dee Brown (34) vs. Michigan State, 1/5/06
25-29 points	Dee Brown (26) vs. Michigan, 1/14/06
2, 20+ pt. scorers	Brown (20) and Augustine (23) vs. Mich., 2/21/06
20+ rebounds	Nick Weatherspoon (22) vs. DePauw, 12/2/72
15-19 rebounds	James Augustine (15) vs. Michigan State, 3/10/06
15+ assists	Tony Wysinger (16) vs. Pittsburgh, 12/6/86
10-14 assists	Dee Brown (11) vs. Indiana, 1/17/06
6+ 3-pointers	Dee Brown (7) vs. Michigan State, 1/5/06
7+ steals	Kendall Gill (7) vs. Iowa, 3/4/90
6 steals	Luther Head vs. Iowa, 1/20/05
5+ blocks	James Augustine (5) vs. Arkansas, 12/6/03
Triple-Double	Sergio McClain (10p, 11r, 11a) vs. Mich, 1/13/01

### AN ILLINOIS TEAM HAD

100+ points	105 vs. Longwood, 12/27/04
under 50 points	48 at Iowa, 1/7/06
under 40 points	34 vs. Purdue, 1/30/85
over 50 rebounds	52 vs. Illinois-Chicago, 12/30/03
over 20 off. reb.	21 vs. Georgetown, 12/8/05
overtime	W (90-89) vs. Arizona, 3/26/05

### AN OPPONENT PLAYER HAD

40+ points	Glenn Robinson (49), Purdue, 3/13/94
35-39 points	Daniel Horton (39), Michigan, 2/21/06
30-34 points	Joah Tucker (32), Wisconsin-Milwaukee, 3/24/05
25-29 points	Greg Brunner (27), Iowa, 2/25/06
2, 20+ pt. scorers	Mich. State (Davis-21, S. Brown-20), 3/4/06
20+ rebounds	Joe Franklin (23), Wisconsin, 12/19/66
15-19 rebounds	Terence Dials (16), Ohio State, 2/12/06
15+ assists	never, Quinn Buckner (14), Indiana, 2/18/74
10-14 assists	Vince Greene (10), Illinois State, 1/3/04
7+ steals	Pat Baldwin (7), Northwestern, 3/2/91
5+ blocks	Roy Hibbert (6), Georgetown, 12/8/05

### AN OPPONENT TEAM HAD

100+ points	108, Missouri, 12/22/93
50 points or less	47, Northwestern, 1/21/06
under 40 points	37, Penn State, 1/21/04
over 50 rebounds	50, Delaware State, 11/25/96
over 20 off. reb.	21, Arkansas, 12/6/03

Randle had 11 points on 5-7 shooting and six rebounds vs. Arkansas-Little Rock (Dec. 5), and had nine points and seven boards vs. Oregon on Dec. 10.

Randle did not play vs. Coppin State on Dec. 18 due to a sprained ankle but returned to the starting lineup to score 13 points and collect six rebounds vs. Missouri on Dec. 21. His defense locked down MU's Thomas Gardner, who entered the game leading the Big XII in scoring at 22.3 ppg but managed just six points on 2-12 shooting and had five turnovers against the Illini.

Randle had another superb defensive performance on Michigan State's Maurice Ager on Jan. 5. Ager entered the game ranked 12th in the nation in scoring at 22 points per game, but Randle held him 13 below his average, as Ager scored a season-low nine points on 3-8 shooting, his first game of the season not reaching double figures.

Randle came within one point of his career high at Indiana on Jan. 17, scoring 15 points to go along with six rebounds. He nearly had a double-double vs. Minnesota on Jan. 25, recording 10 points and eight boards.

At Wisconsin on Jan. 31, Randle scored 12 points and had a career-high 13 rebounds, seven of which came on the offensive end.

He had 10 points and eight boards vs. Northwestern (Feb. 15) and tallied 12 points and five boards vs. Indiana (Feb. 19).

Against Iowa on Feb. 25, Randle scored 13 points and guarded the Hawkeyes' leading scorer Adam Haluska, who made just one basket and had a season-low three points.

Randle has started 30 games on the year. He is fourth on the team in scoring, averaging 8.3 points while shooting over 51 percent from the field (99-192). He is second on the team in rebounding at 5.3 rpg, and ranks second behind Augustine with 75 offensive boards.

### McBride Showcases All-Around Game

Rich McBride was known as a three-point specialist in his first two seasons with the Illini. Now that he has moved from a reserve role to a starter, McBride has strengthened other parts of his game. He worked hard over the summer to improve his conditioning and is now playing over 30 minutes per game and has earned a reputation as one of the team's top perimeter defenders along with Brian Randle.

McBride is still a threat from behind the arc, leading the Big Ten with an average of 2.55 three-pointers per game (79). He had a season-high 21 points vs. Tennessee-Martin on Dec. 30 behind a career-high seven 3-pointers.

McBride's scoring has come on strong recently as he has been the Illini's leading scorer in five of the last 11 games, averaging 12.5 points during that stretch (137 points total). He scored a game-high 19 points vs. Purdue (Jan. 28), had 16 points at Wisconsin (Jan. 31), 17 points vs. Penn State (Feb. 4), a game-high 17 vs. Northwestern (Feb. 15) and 15 points vs. Iowa on Feb. 25.

McBride ranks third on the team in scoring this season at 10.0 points per game. He is second on the team in assists behind Brown, averaging 2.1.

### Smith Gives Illini Instant Offense

True-freshman shooting guard Jamar Smith has given the Illini instant offense off the bench. Despite playing under 19 minutes per game, Smith is fifth on the team in scoring, averaging 7.8 points in a reserve role. He leads the Big Ten in 3-point field goal shooting at 48.8 percent (60-123) while ranking 12th in the Big Ten with an average of 2.0 three-pointers per game.

Smith has come off the bench to make his first 3-point attempt in 13 games on the year, and has made at least one 3-pointer in all but five games on the season.

Smith's coming out party occurred during Illinois' victory over Arkansas-Little Rock on Dec. 5. He scored a career-high 23 points, connecting on 8-10 from the field, including 6-8 from 3-point range.

Against Southeast Missouri State on Dec. 28, Smith scored 14 points on 5-5 shooting, including 4-4 from 3-point range.

Smith had his best Big Ten game against Minnesota on Jan. 25, scoring 16 points on 5-8 shooting from 3-point range. In the win at Wisconsin on Jan. 31, Smith scored 12 points on 4-4 shooting.

On the season, Smith has scored at least eight points in 19 of 30 games.

### Pruitt Asserting Himself in the Paint

The Illini coaching staff tabbed sophomore Shaun Pruitt as the team's most improved player compared to a year ago. He quickly earned a starting role in the UI lineup based on preseason practice, and has started every game this season after averaging just 4.6 minutes in 21 games as a true-freshman last year. Pruitt is averaging 6.3 points on the season and is third on the team in rebounding, averaging 5.1 rebounds.

Pruitt had the best game of his career at Indiana on Jan. 21, leading the Illini with 17 points on 7-9 shooting, while adding a team-high seven rebounds and three blocks. He then had a career-high 10 rebounds at Northwestern on Jan. 21. He had 10 points and seven rebounds vs. Penn State on Feb. 4.

Pruitt had 10 points at Michigan on Feb. 21 and nine points and five rebounds at Minnesota on Feb. 28. He then reached double figures for the sixth time this season at Michigan State on March 4, finishing with 12 points.

# 2005-06 ILLINOIS BASKETBALL NOTES

## Frazier Strengthens Illini Backcourt

Back-up freshman point guard Chester Frazier missed five games during December with a slight tear and strained quadriceps muscle in his left leg. He has played well since he returning to the UI lineup. In his first game back vs. Southeast Missouri State on Dec. 28, he played 13 minutes with five rebounds, five assists and no turnovers. Against Tennessee-Martin on Dec. 30, Frazier dished out a career-best eight assists and had just one turnover in a career-high tying 22 minutes. He scored a career-high six points vs. Northwestern on Jan. 21.

Over the past 18 games since his return, Frazier has totaled 33 assists with just 15 turnovers (2.2 a/to ratio).

## Illini Nation's Second-Winningest Team over Past Six Seasons

Illinois ranks as the second-winningest team in the nation over the past six seasons in terms of total wins, and ranks third over that same time span in terms of winning percentage. Illinois has reeled off 166 victories since the beginning of the 2000-01 season, which trails only Duke, while the Illini's .810 winning percentage over that time span trails just Duke and Gonzaga. Following is a list of the six winningest teams (ranked by total wins) over the past six seasons:

School	Wins	Record	Pct.	Next Game
1. Duke	180	180-30	.857	March 16
2. <b>ILLINOIS</b>	<b>166</b>	<b>166-39</b>	<b>.810</b>	<b>March 16</b>
3. Kansas	161	161-42	.793	March 17
4. Gonzaga	160	160-31	.838	March 16
5. Kentucky	152	152-46	.768	March 17
6. Pittsburgh	150	150-46	.765	March 17

## Weber Nation's Second-Winningest Coach over Past Five Seasons

Bruce Weber has coached consistent winners everywhere he's been throughout his college career. In fact, over the past five seasons only one head coach in America has more wins on his resume than Weber. Beginning with the 2001-02 season, Weber has recorded 140 victories, which trails only Duke's Mike Krzyzewski (145) and leads Roy Williams (137 wins) for the most wins by an NCAA Div. I coach over this time span. In his final two years at Southern Illinois, Weber went 28-8 in 2001-02 and 24-7 in 2002-03. He then took over the Illinois program, leading the

Illini to a 26-7 record in 2003-04, a 37-2 mark in 2004-05 and a 25-6 mark so far this season.

## Road Warriors

Illinois has received much attention from its homecourt dominance, but the Illini have also enjoyed great success on the road. Illinois is 20-7 (.741) in away games under coach Bruce Weber. The Illini had to win six straight road games to clinch the 2004 Big Ten championship, finishing the 2003-04 season 7-2 in away games. Illinois then compiled an 8-1 record on the road last season. Illinois' 14-game road winning streak was snapped in the 2005 regular season finale at Ohio State, and the Illini were 5-4 on the road in 2005-06.

Year	Road Record
2003-04	7-2
2004-05	8-1
2005-06	5-4
<b>Total</b>	<b>20-7 (.741)</b>

## Illini Win Another Top-10 Showdown at Assembly Hall

With 6th-ranked Illinois' 60-50 win over 7th-ranked Michigan State on Jan. 5, it marked Illinois' fourth straight win at the Assembly Hall in a game where both teams were ranked in the Top 10. Illinois is now 13-4 all-time at home in Top-10 match-ups, including 9-2 at the Assembly Hall. The game marked the first time at Assembly Hall with both teams ranked in the Top 10 since last season when No. 5 Illinois defeated No. 1 Wake Forest 91-73 on Dec. 1, 2004. And it marked the first time in five years that Illinois hosted a Big Ten game with both teams in the Top 10, since the No. 7 Illini defeated No. 4 Michigan State 77-66 on Feb. 6, 2001.

## Illini Claim Eighth Undefeated Non-Conference Record in Modern Era

Illinois went 14-0 in non-conference play for the second consecutive season, claiming its eighth perfect non-Big Ten record since World War II. Illinois has gone unbeaten in non-conference play in the following seasons during the modern era:

Year	Non-Conf. Record	Coach	Final Record
1947-48	8-0	Combes	15-5
1952-53	4-0	Combes	18-4
1968-69	10-0	Schmidt	19-5
1978-79	12-0	Henson	19-11

1988-89	13-0	Henson	31-5
1989-90	10-0	Henson	21-8
2004-05	14-0	Weber	37-2
2005-06	14-0	Weber	???

## Orange Krush Donates \$50,000 to Jimmy V Foundation

Illinois student section, "Orange Krush" is a charity foundation in addition to a cheering section, donating thousands of dollars each year to the community, University and students. During the past season, the Orange Krush Foundation raised and donated \$400,000 for charity to bring its seven-year total to \$1 million. Orange Krush donated \$350,000 to the University and 35 local charities at its annual check presentation ceremony this past October, and donated \$50,000 to the V Foundation for Cancer Research on Dec. 8 during halftime of the game vs. Georgetown.

Orange Krush is almost entirely student run and is based on the 3-point program. Students must solicit pledges from the alumni and community in order to gain entry into Orange Krush. In addition to supporting countless charities over the past seven years, the Orange Krush Foundation has created two endowments. Two years ago the Orange Krush formed the Rod Cardinal Sports Medicine Fund honoring Rod Cardinal, who was Illinois men's basketball athletic trainer for 30 years. This endowment benefits all student-trainers at the University of Illinois. This was the second endowment formed by Orange Krush. The first was the Matthew Heldman Memorial Scholarship Fund, which endows a scholarship for an Illini basketball player. The scholarship honors the late Matt Heldman, point guard for the 1997-98 Big Ten Championship Team, who was tragically killed in a car accident in 1999.

## Augustine Named Big Ten Co-Player of the Week

James Augustine was named Big Ten Co-Player of the Week on Dec. 5. He recorded a double-double with 13 points and 13 rebounds at North Carolina on Nov. 29 as Illinois recorded its first road victory of the season with a win at Chapel Hill. He added three assists and three steals against UNC. Augustine then equaled his career high in scoring in the win over Xavier on Dec. 3, erupting for 23 points. He was 7-of-9 from the field in the victory, while adding a game-high

## Current Illini in the NBA

Name	Team	Notes
Brian Cook	Los Angeles Lakers	First-round pick in 2003 Draft (No. 24 overall) is in third season with Lakers ... Has played in 63 games this season with 34 starts ... Averaging 8.4 points on 53 percent shooting and 42 percent 3-point shooting and 3.2 rebounds in 20 minutes per game ... Recorded career-highs of 28 points at Dallas on Feb. 7, 2006 and 11 rebounds at Milwaukee on Nov. 30, 2004 ... Participated in 2004 NBA Finals.
Luther Head	Houston Rockets	First-round pick in 2005 Draft (No. 24 overall) ... Rookie has played in 61 games with 11 starts ... Averaging 7.9 points, 3.1 rebounds, 2.4 assists and 1.0 steals in 26 minutes per game ... Registered career-highs of 28 points at Dallas on Nov. 22, 10 rebounds vs. Phoenix on Nov. 23 and 8 assists at Memphis on Nov. 25 ... Selected to Rookie Team for NBA All-Star Rookie Challenge.
Deron Williams	Utah Jazz	Lottery selection is the highest draft pick in Illinois history at No. 3 overall in 2005 Draft ... Rookie has played in 60 games with 27 starts ... Averaging 9.9 points, 4.0 assists and 2.6 rebounds in 28 minutes per game ... Talled career-highs of 24 points vs. Golden State on Nov. 25 and 10 assists vs. Memphis on Nov. 19 and vs. Milwaukee on Nov. 21 ... Selected to Rookie Team for NBA All-Star Rookie Challenge.

# 2005-06 ILLINOIS BASKETBALL NOTES

seven rebounds and two steals. For the week, Augustine averaged a double-double with 18 points and 10 rebounds on a combined 73.3 percent shooting (11-of-15).

It marked the third career Big Ten weekly accolade for Augustine, as he was also honored twice last season (Jan. 10 and Jan. 31). He shared the award with Indiana's Marco Killingsworth.

Chicagoans Brown and Augustine Finish Careers Undefeated at United Center  
Illinois' victory over Xavier on Dec. 3 marked the final United Center appearance for a pair of Chicagoland products on the Illini roster in seniors Dee Brown and James Augustine. The duo never lost a game at the UC, finishing their four-year careers with a perfect 12-0 record.

## Illinois Tops North Carolina in Big Ten/ACC Challenge

The ACC won the 2005 Big Ten/ACC Challenge by a narrow 6-5 margin. But the Illini represented the Big Ten Conference well, posting a 68-64 victory over North Carolina at Chapel Hill on Nov. 29 to become the only Big Ten squad to win on the road in this year's Challenge. Illinois also broke UNC's 21-game winning streak at the Smith Center, which was the second-longest UNC winning streak in the 20-year history of Dean Dome.

## Augustine Named MVP of South Padre Island Invitational

Senior James Augustine was named Most Valuable Player of the South Padre Island Invitational on Nov. 26. Augustine averaged 14.8 points and 7.5 rebounds over the course of the four-game tournament, while shooting 65 percent from the field. He had 18 points on 7-9 shooting in the championship game vs. Rutgers, and recorded a double-double vs. Wichita State with 14 points and 10 rebounds. Augustine also tied his career high in assists with four against the Shockers.

## Brown and McBride Named to South Padre Island All-Tournament Team

In addition to James Augustine bringing home the MVP trophy from South Padre Island, guards Dee Brown and Rich McBride were named to the All-Tournament Team. Brown averaged 13 points, 4.3 rebounds, 4.5 assists and 2.0 steals during the tournament. His best game came against Texas-Pan American where he scored 20 points while tying his career high with seven rebounds, along with tallying four assists and four steals.

McBride was Illinois' best perimeter defender during the tournament while also averaging 9.8 ppg. In the four games, he dished out a combined 14 assists while turning the ball over just three times.

## Augustine Joins 1,000-Point Club

Senior James Augustine became the 40th player in Illinois history to record 1,000 career points when he scored his 1,000th point against Rutgers on Nov. 26. He joins Dee Brown as current UI

players in the 1,000-point club. Brown scored his 1,000th point last season against Cincinnati (Dec. 31, 2004) and currently ranks third in school history with 1,789 career points, while Augustine ranks 18th with 1,354 career points.

## Illini Unveil New Starting Lineup

With the departure of three starters from last year, Illinois had a new starting lineup for the season opening win over South Dakota State, marking the UI's first starting lineup change since the 2004 Big Ten Tournament Championship game. Dee Brown, Deron Williams, Luther Head, Roger Powell and James Augustine were all in the same starting lineup for a school-record streak of 42 consecutive games, which included all 39 games of the 2004-05 season.

## Brown Preseason Player of the Year Candidate

Illinois senior guard Dee Brown is the first Illini player to ever be named preseason All-American by the *Associated Press*, and is a preseason Wooden Award, Naismith Award and Oscar Robertson Award candidate. He is also on the preseason Playboy Magazine All-America team for the second time. Brown earned Big Ten Preseason Player of the Year honors for the second time in his career (also prior to the 2004 season). Illinois has had the Big Ten Preseason Player of the Year for each of the last six seasons (2001-Cory Bradford; 2002-Frank Williams; 2003-Brian Cook; 2004-Dee Brown; 2005-Deron Williams; 2006-Dee Brown).

## A Look Back at the Fighting Illini's Magical 2004-05 Season

Illinois recorded its best season in school history in 2004-05. The Illini tied the NCAA record for wins with 37 en route to a 37-2 overall record. The UI made its first Final Four appearance since 1989 and advanced to the NCAA Championship game for the first time in school history, finishing as the national runner-up. The Illini were ranked No. 1 in the nation for 15 straight weeks, including a first-ever No. 1 ranking in the final *Associated Press* poll. Illinois reeled off 29 straight wins to start the season and secured its second straight outright Big Ten championship with a 15-1 league record as Bruce Weber became the first coach in the 100-year history of Big Ten basketball to win consecutive outright titles in his first two seasons. The Illini also added the Big Ten Tournament title in addition to the regular season crown.

## Big Ten Road Success

It took a total of just 13 conference road games in just his second season for Bruce Weber's Illini to win at every Big Ten arena. Illinois won at Indiana, Iowa, Minnesota, Ohio State, Penn State and Purdue in 2004 and completed the conference run with wins at Northwestern, Wisconsin, Michigan State and Michigan in 2005.

Weber is just one of two current coaches in the Big Ten to win at every opposing arena - joining Michigan State's Tom Izzo. Weber has accomplished the feat the fastest. Below is a

## Illinois and the Century Mark

Illinois has scored 100 points or more 77 times in school history. Below is a breakdown of Illinois' record in games where it hits the 100 mark.

All-Time Record:	73-4
The Last Time:	Dec. 27, 2004 vs. Longwood (105-79)
Most Points:	127, Dec. 22, 1988 vs. Louisiana State (127-100)
Both Teams:	Missouri 108, Illinois 107 Dec. 22, 1993
At Assembly Hall:	46-0
The Last Time:	Dec. 27, 2004 vs. Longwood (105-79)
Most Points:	126, March 10, 1982 vs. Long Island (126-78)
All-Time at Home:	60-0

breakdown of how long it took the two to win at every arena.

	Coach	School	Games	Season
1.	Bruce Weber	ILL	13	2nd
2.	Tom Izzo	MSU	33	4th

## Quick Shots

- Illinois spent 15-straight weeks at the top of the national polls during the 2004-05 season, easily the longest streak in school history, and the longest such streak in the nation since Kansas also spent 15-straight weeks at No. 1 in 1996-97. It was the third year in school history (1952 and 1989) that the Illini were ranked No. 1 in the nation.
- Illinois led the Big Ten in scoring each of the last five seasons until 2006. The Illini led the Big Ten in scoring with an average of 75.9 points per conference game in 2005.
- More fans saw Illinois play in person during the 2004-05 season than any other school. Including the postseason, the Illini were seen by a total of 711,798 fans across the country. During the NCAA tournament alone, 196,065 fans watched the Illini advance to the national championship game. In home games, the Illini finished seventh in the nation with an average of 16,387 fans per game.

## Brown Sixth-Straight Illini Chosen Preseason Player of the Year Pick

Senior guard Dee Brown became the sixth consecutive Fighting Illini player to earn Big Ten Preseason Player of the Year honors, the second time he has earned the distinction. The streak began in 2000 with Cory Bradford and followed with Frank Williams, Brian Cook, Brown, Deron Williams and Brown again this season. Cook went on to win the postseason award, while Frank Williams and Deron Williams earned First-Team All-Big Ten honors. Brown earned Big Ten Player of the Year honors following the 2005 season.

## Illinois Begins Season in the Top 25

Illinois began the 2005-06 season ranked No. 17 in both the Preseason ESPN/USA Today Coaches Poll and Associated Press Poll, the sixth time in



the last seven years they've been in the preseason Top 25.

Illinois is currently ranked No. 13 in the AP Poll and No. 14 in the Coaches Poll, and has played 80 straight games ranked in the Top 25.

### Randle Returns after Redshirt

Redshirt-sophomore forward Brian Randle used the 2004-05 season as a medical redshirt season after suffering a broken left hand in practice on Nov. 10, 2004. Randle started nine games as a true freshman in 2004, averaging 2.7 points and 2.3 rebounds on the season. As Illinois' most athletic player, Randle has shown great defensive ability and is a great finisher around the basket.

### #25 Re-emerges on Brock's Back

Illinois redshirt freshman Calvin Brock is donning No. 25 on his uniform this season, continuing a tradition of Chicago Simeon players wearing the number when at Illinois. Nick Anderson (1988-89), Deon Thomas (1991-94), Bryant Notree (1995-97) and Brock have worn No. 25 in honor of former Simeon star Ben Wilson, who was tragically shot and killed prior to his senior year of high school.

### Hot Ticket to Watch the Illini at the Hall

For the second year in a row, and third time in the last five years, Illinois sold out of season tickets for the season, making it again one of the hottest tickets in program history. The Illini have played in front of a current school-record streak of 28 consecutive sell-out crowds at the Assembly Hall.

The Illini played in front of 16 sell-out crowds this season, averaging 16,618 fans per game at the Assembly Hall. Illinois set school record for highest average attendance for a season and most sell-outs in a season.

### New Faces on the Roster

- **Arnold Eligible After Transferring From Illinois State:** Marcus Arnold, a 6-8 forward/center from Chicago, transferred to Illinois from Illinois State in the summer of 2004 and is eligible after sitting out the 2004-05 season per NCAA transfer rules. He begins the 2005-06 season with junior eligibility.

- **Meacham Transfers From Dayton:** Trent Meacham, a 6-2 point guard from Champaign, transferred to Illinois from Dayton in the summer of 2005 and will sit out the 2005-06 season per NCAA transfer rules. He will begin the 2006-07 season with sophomore eligibility.

- **Freshman trio:** The 2005 recruiting class of

6-foot-2-inch guard Chester Frazier of Baltimore, Md., 6-8 forward C.J. Jackson of Buena Vista, Ga. and 6-3 guard Jamar Smith of Peoria are now in their freshman season for the Illini.

- **Hicks joins squad as walk-on:** Sophomore Chris Hicks has joined the Illini squad as a walk-on after surviving a tryout this fall. The 6-2, 190-pound guard is a native of Chicago and graduated from Whitney Young High School. Hicks is majoring in athletic training.

### Illini Sign Two

Illinois signed two prep standouts to national letters of intent during the fall signing period in Brian Carlwell, a 6-11 center from Maywood, Ill. (Proviso East High School) and 6-9 forward Richard Semrau of Rocky River, Ohio (Lutheran West High School).

### Cook, Williams and Head in the NBA

Illinois currently has three alumni in the NBA in Brian Cook, Deron Williams and Luther Head.

Cook, chosen as the 24th pick in the first round of the 2003 draft, is in his third season with the Los Angeles Lakers.

Deron Williams was chosen No. 3 overall in 2005 by the Utah Jazz, the highest draft pick in UI history. Head was the 24th pick by the Houston Rockets in 2005.

Both Williams and Head were selected to participate in the NBA Rookie Challenge in Houston on Feb. 17. The duo reunited to play on the 9-player rookie team which took on the sophomores.

### Orange Krush Honors Cardinal

The Orange Krush student support group and cheering section announced in 2004 that it will fund an endowment in the name of former men's basketball trainer Rod Cardinal in the amount of \$300,000 to fund future student athletic trainers for the UI sports medicine program. The Krush has already endowed the \$250,000 Matthew Heldman Memorial Scholarship, named after former Illini point guard Matt Heldman who was tragically killed in a car accident in 1999.

## Illini Radio Network

(50 Stations)

Aledo, WRMJ-FM 102.3  
 Alton, WBGZ-AM 1570  
 Bloomington, WTRX-FM 93.7  
 Bloomington, WJBC-AM 1230  
 Casey, WCBH-FM 104.3  
 Champaign, WDWS-AM 1400  
 Champaign, WHMS-FM 97.5  
 Chicago, WIND-AM 560  
 Clinton, WHOW-AM 1520  
 Clinton, WHOW-FM 95.9  
 Danville, WDAN-AM 1490

Danville, WDNL-FM, 102.1  
 Davenport, Iowa, KUUL-FM 101.3  
 Decatur, WSOY-AM 1340  
 DuQuoin, WDQN-AM 1580  
 East Moline, KUUL-FM 101.3  
 Effingham, WCRC-FM 95.7  
 Fairfield, WFIW-AM 1390  
 Galesburg, WGIL-AM 1400  
 Highland, WCBW-AM 880  
 Jacksonville, WJIL-AM 1550  
 Jerseyville, WJBM-AM 1480  
 Kankakee, WKAN-AM 1320  
 Kewanee, WYEC-FM 93.9

LaSalle-Peru, WLPO-AM 1220  
 Litchfield, WSMI-FM 106.1  
 Mattoon, WCRC-FM 95.7  
 Mt. Carmel, WVMC-AM 1360  
 Morrison, WZZT-FM 102.7  
 Newton, WIKK-FM 103.5  
 Olney, WVLN-AM 740  
 Olney, WSEL-FM 92.9  
 Paxton, WPXN-FM 104.9  
 Peoria, WWFS-AM 1290  
 Pittsfield, WBBA-FM 97.5  
 Pontiac, WTRX-FM 93.7  
 Quincy, WTAD-AM 930

Robinson, WTAY-AM 1570  
 Robinson, WTYE-FM 101.7  
 Rockford, WROK-AM 1440  
 St. Louis, KRFT-AM 1190  
 St. Louis, KFNS-AM 590  
 Salem, WJBD-AM 1350  
 Salem, WJBD-FM 100.1  
 Sparta, WHCO-AM 1230  
 Springfield, WTAX-AM 1240  
 Sterling, WSDR-AM 1240  
 Taylorville, WTIM-FM 97.3  
 Vandalia, WPMB-AM 1500  
 Watseka, WGFA-FM 94.1

University of Illinois Fighting Illini  
 Illinois Combined Team Statistics (as of Mar 11, 2006)  
 All games

<b>RECORD:</b>	<b>OVERALL</b>	<b>HOME</b>	<b>AWAY</b>	<b>NEUTRAL</b>
<b>ALL GAMES.....</b>	<b>(25-6)</b>	<b>(15-1)</b>	<b>(5-4)</b>	<b>(5-1)</b>
<b>CONFERENCE.....</b>	<b>(11-5)</b>	<b>(7-1)</b>	<b>(4-4)</b>	<b>(0-0)</b>
<b>NON-CONFERENCE.....</b>	<b>(14-1)</b>	<b>(8-0)</b>	<b>(1-0)</b>	<b>(5-1)</b>

## Player	GP-GS	Min--Avg	---TOTAL---		---3-PTS---		FT-FTA	Pct	---REBOUNDS---				PF	FO	A	TO	Blk	Stl	Pts	Avg
			FG-FGA	Pct	3FG-FGA	Pct			Off	Def	Tot	Avg								
11 Brown, Dee.....	31-31	1104 35.6	151-412	.367	75-231	.325	70-95	.737	13	80	93	3.0	56	1	175	90	1	47	447	14.4
40 Augustine, James...	31-31	1014 32.7	164-266	.617	1-2	.500	90-142	.634	97	192	289	9.3	76	1	59	65	24	46	419	13.5
33 McBride, Rich.....	31-31	933 30.1	105-261	.402	79-196	.403	22-25	.880	5	49	54	1.7	55	0	65	43	0	24	311	10.0
42 Randle, Brian.....	30-30	806 26.9	99-192	.516	6-33	.182	45-78	.577	75	85	160	5.3	96	6	42	40	16	24	249	8.3
31 Smith, Jamar.....	30-0	563 18.8	77-164	.470	60-123	.488	19-27	.704	17	33	50	1.7	26	0	40	31	1	15	233	7.8
55 Pruitt, Shaun.....	31-31	615 19.8	82-157	.522	0-0	.000	31-63	.492	65	94	159	5.1	74	1	15	38	15	13	195	6.3
41 Carter, Warren.....	30-1	361 12.0	51-116	.440	1-5	.200	36-53	.679	35	52	87	2.9	46	0	14	15	9	6	139	4.6
44 Arnold, Marcus.....	30-0	334 11.1	45-97	.464	0-0	.000	19-34	.559	28	42	70	2.3	62	2	2	19	9	7	109	3.6
25 Brock, Calvin.....	16-0	108 6.8	8-24	.333	1-6	.167	6-15	.400	5	22	27	1.7	16	0	7	7	1	4	23	1.4
03 Frazier, Chester...	25-0	343 13.7	10-46	.217	5-30	.167	9-17	.529	8	34	42	1.7	32	0	48	19	2	7	34	1.4
02 Hicks, Chris.....	11-0	19 1.7	2-5	.400	0-2	.000	6-8	.750	0	1	1	0.1	0	0	1	0	0	0	10	0.9
TEAM.....									38	46	84	2.7	0		16					
-----																				
Total.....	31	6200	794-1740	.456	228-628	.363	353-557	.634	386	730	1116	36.0	539	11	468	383	78	193	2169	70.0
Opponents.....	31	6200	632-1570	.403	152-494	.308	385-558	.690	297	637	934	30.1	525	9	315	442	72	167	1801	58.1

TEAM STATISTICS	ILL	OPP	DATE	OPPONENT	W/L	SCORE	ATTEND	
-----								
SCORING.....	2169	1801	11/18/05	SOUTH DAKOTA STATE	W	90-65	16618	
Points per game.....	70.0	58.1	11/20/05	TEXAS-PAN AMERICAN	W	71-59	16618	
Scoring margin.....	+11.9	-	11/22/05	TEXAS SOUTHERN	W	93-59	16618	
FIELD GOALS-ATT.....	794-1740	632-1570	11/25/05	vs Wichita State	W	55-54	1500	
Field goal pct.....	.456	.403	11/26/05	vs Rutgers	W	77-57	1700	
3 POINT FG-ATT.....	228-628	152-494	11/29/05	at North Carolina	W	68-64	21273	
3-point FG pct.....	.363	.308	12/03/05	vs Xavier	W	65-62	19833	
3-pt FG made per game..	7.4	4.9	12/05/05	ARKANSAS-LITTLE ROCK	W	75-49	16618	
FREE THROWS-ATT.....	353-557	385-558	12/08/05	GEORGETOWN	W	58-48	16618	
Free throw pct.....	.634	.690	12/10/05	vs Oregon	W	89-59	15109	
REBOUNDS.....	1116	934	12/18/05	COPPIN STATE	W	61-42	16618	
Rebounds per game.....	36.0	30.1	12/21/05	vs Missouri	W	82-50	22153	
Rebounding margin.....	+5.9	-	12/28/05	SOUTHEAST MISSOURI STATE	W	89-64	16618	
ASSISTS.....	468	315	12/30/05	TENNESSEE-MARTIN	W	84-46	16618	
Assists per game.....	15.1	10.2	*01/05/06	MICHIGAN STATE	W	60-50	16618	
TURNOVERS.....	383	442	*01/07/06	at Iowa	L	48-63	15500	
Turnovers per game.....	12.4	14.3	*01/14/06	MICHIGAN	W	79-74	16618	
Turnover margin.....	+1.9	-	*01/17/06	at Indiana	L	60-62	17328	
Assist/turnover ratio..	1.2	0.7	*01/21/06	at Northwestern	W	58-47	8117	
STEALS.....	193	167	*01/25/06	MINNESOTA	W	77-53	16618	
Steals per game.....	6.2	5.4	*01/28/06	PURDUE	W	76-58	16618	
BLOCKS.....	78	72	*01/31/06	at Wisconsin	W	66-51	17142	
Blocks per game.....	2.5	2.3	*02/04/06	PENN STATE	L	65-66	16618	
WINNING STREAK.....	0	-	*02/12/06	at Ohio State	L	53-69	18500	
Home win streak.....	3	-	*02/15/06	NORTHWESTERN	W	63-47	16618	
ATTENDANCE.....	265888	217830	*02/19/06	INDIANA	W	70-58	16618	
Home games-Avg/Game....	16-16618	9-15423	*02/21/06	at Michigan	L	64-72	13164	
Neutral site-Avg/Game..	-	6-13171	*02/25/06	IOWA	W	71-59	16618	
			*02/28/06	at Minnesota	W	71-65	13022	
SCORE BY PERIODS:	1st	2nd	Total	*03/04/06	at Michigan State	W	75-68	14759
-----	-----	-----	-----	03/10/06	vs Michigan State	L	56-61	18730
Illinois.....	1059	1110	-	2169				
Opponents.....	845	956	-	1801				

University of Illinois Fighting Illini  
 Illinois Combined Team Statistics (as of Mar 04, 2006)  
 Conference games

<b>RECORD:</b>	<b>OVERALL</b>	<b>HOME</b>	<b>AWAY</b>	<b>NEUTRAL</b>
<b>ALL GAMES.....</b>	<b>(11-5)</b>	<b>(7-1)</b>	<b>(4-4)</b>	<b>(0-0)</b>
<b>CONFERENCE.....</b>	<b>(11-5)</b>	<b>(7-1)</b>	<b>(4-4)</b>	<b>(0-0)</b>
<b>NON-CONFERENCE.....</b>	<b>(0-0)</b>	<b>(0-0)</b>	<b>(0-0)</b>	<b>(0-0)</b>

## Player	GP-GS	Min--Avg	---TOTAL---		---3-PTS---		FT-FTA	Pct	---REBOUNDS---				PF	FO	A	TO	Blk	Stl	Pts	Avg
			FG-FGA	Pct	3FG-FGA	Pct			Off	Def	Tot	Avg								
11 Brown, Dee.....	16-16	604 37.8	83-223	.372	40-126	.317	37-49	.755	3	41	44	2.8	31	1	89	46	0	24	243	15.2
40 Augustine, James...	16-16	539 33.7	81-135	.600	0-1	.000	40-68	.588	43	100	143	8.9	45	1	30	32	13	24	202	12.6
33 McBride, Rich.....	16-16	498 31.1	56-137	.409	39-99	.394	14-16	.875	1	21	22	1.4	31	0	30	23	0	9	165	10.3
42 Randle, Brian.....	16-16	455 28.4	50-102	.490	3-16	.188	24-37	.649	41	46	87	5.4	57	6	20	14	8	13	127	7.9
55 Pruitt, Shaun.....	16-16	325 20.3	50-92	.543	0-0	.000	14-28	.500	32	49	81	5.1	38	1	10	20	10	5	114	7.1
31 Smith, Jamar.....	15-0	271 18.1	29-76	.382	22-55	.400	7-9	.778	7	17	24	1.6	17	0	17	9	0	9	87	5.8
41 Carter, Warren.....	15-0	171 11.4	17-41	.415	0-3	.000	20-29	.690	13	25	38	2.5	17	0	7	5	3	1	54	3.6
44 Arnold, Marcus.....	15-0	128 8.5	14-33	.424	0-0	.000	10-15	.667	11	14	25	1.7	22	0	2	9	2	3	38	2.5
03 Frazier, Chester...	15-0	191 12.7	7-28	.250	4-17	.235	5-8	.625	3	19	22	1.5	22	0	19	14	2	3	23	1.5
25 Brock, Calvin.....	5-0	15 3.0	1-3	.333	0-1	.000	1-2	.500	1	3	4	0.8	1	0	0	0	0	0	3	0.6
02 Hicks, Chris.....	3-0	3 1.0	0-1	.000	0-0	.000	0-0	.000	0	1	1	0.3	0	0	0	0	0	0	0	0.0
TEAM.....									19	24	43	2.7	0		10					
Total.....	16	3200	388-871	.445	108-318	.340	172-261	.659	174	360	534	33.4	281	9	224	182	38	91	1056	66.0
Opponents.....	16	3200	324-785	.413	91-269	.338	223-295	.756	143	345	488	30.5	252	3	180	210	35	76	962	60.1

TEAM STATISTICS	ILL	OPP	DATE	OPPONENT	W/L	SCORE	ATTEND
SCORING.....	1056	962	*01/05/06	MICHIGAN STATE	W	60-50	16618
Points per game.....	66.0	60.1	*01/07/06	at Iowa	L	48-63	15500
Scoring margin.....	+5.9	-	*01/14/06	MICHIGAN	W	79-74	16618
FIELD GOALS-ATT.....	388-871	324-785	*01/17/06	at Indiana	L	60-62	17328
Field goal pct.....	.445	.413	*01/21/06	at Northwestern	W	58-47	8117
3 POINT FG-ATT.....	108-318	91-269	*01/25/06	MINNESOTA	W	77-53	16618
3-point FG pct.....	.340	.338	*01/28/06	PURDUE	W	76-58	16618
3-pt FG made per game..	6.8	5.7	*01/31/06	at Wisconsin	W	66-51	17142
FREE THROWS-ATT.....	172-261	223-295	*02/04/06	PENN STATE	L	65-66	16618
Free throw pct.....	.659	.756	*02/12/06	at Ohio State	L	53-69	18500
REBOUNDS.....	534	488	*02/15/06	NORTHWESTERN	W	63-47	16618
Rebounds per game.....	33.4	30.5	*02/19/06	INDIANA	W	70-58	16618
Rebounding margin.....	+2.9	-	*02/21/06	at Michigan	L	64-72	13164
ASSISTS.....	224	180	*02/25/06	IOWA	W	71-59	16618
Assists per game.....	14.0	11.3	*02/28/06	at Minnesota	W	71-65	13022
TURNOVERS.....	182	210	*03/04/06	at Michigan State	W	75-68	14759
Turnovers per game.....	11.4	13.1					
Turnover margin.....	+1.8	-					
Assist/turnover ratio..	1.2	0.9					
STEALS.....	91	76					
Steals per game.....	5.7	4.8					
BLOCKS.....	38	35					
Blocks per game.....	2.4	2.2					
WINNING STREAK.....	3	-					
Home win streak.....	3	-					
ATTENDANCE.....	132944	117532					
Home games-Avg/Game....	8-16618	8-14692					
Neutral site-Avg/Game..	-	0-0					

SCORE BY PERIODS:	1st	2nd	Total
Illinois.....	526	530	- 1056
Opponents.....	445	517	- 962



# ILLINOIS BY THE NUMBERS

## UI vs. Ranked Opponents

The Illini have played 24 games against opponents ranked by the Associated Press under Bruce Weber, winning 16 times. Following is a complete list of the Illini vs. ranked opponents (AP) since 2003-04 under Weber:

12/3/03	vs. #10 North Carolina	L, 81-88
12/23/03	vs. #11 Missouri	W, 71-70
1/10/04	#24 Purdue	L, 54-58
1/24/04	at #21 Wisconsin	L, 56-76
2/18/04	#12 Wisconsin	W, 65-57
3/14/04	vs. #10 Wisconsin	L, 53-70
3/21/04	vs. #11 Cincinnati	W, 92-68
3/26/04	vs. #6 Duke	L, 62-72
11/27/04	vs. #24 Gonzaga	W, 89-72
12/1/04	#1 Wake Forest	W, 91-73
12/31/04	#22 Cincinnati	W, 67-45
1/20/05	#23 Iowa	W, 73-68-ot
1/25/05	at #18 Wisconsin	W, 75-65
2/1/05	at #12 Michigan St.	W, 81-68
2/12/05	#20 Wisconsin	W, 70-59
3/13/05	vs. #23 Wisconsin	W, 54-43
3/26/05	vs. #9 Arizona	W, 90-89-ot
4/2/05	vs. #4 Louisville	W, 72-57
4/4/05	vs. #2 North Carolina	L, 70-75
1/5/06	#7 Michigan State	W, 60-50
1/17/06	at #13 Indiana	L, 60-62
2/12/06	at #19 Ohio State	L, 53-69
2/25/06	#20 Iowa	W, 71-59
3/4/06	at #25 Michigan St.	W, 75-68

## By the Numbers

- 1 – Illinois' final ranking in the 2005 Associated Press Poll.
- 3 – Seasons in which Illinois has been ranked No. 1 in the national polls, including 1952, 1989 and 2004-05
- 4 – Times Illinois has won back-to-back Big Ten titles, including 2001 and 2002, and 2004 and 2005.
- 4 – States represented on the Illinois roster (Georgia, Illinois, Maryland and Texas).
- 6 – Consecutive seasons with at least 25 wins.
- 7 – Consecutive NCAA Tournament appearances for the Illini (2000-06).
- 9 – Players on the roster from the state of Illinois (Marcus Arnold, James Augustine, Calvin Brock, Dee Brown, Rich McBride, Trent Meacham, Shaun Pruitt, Brian Randle and Jamar Smith).
- 11 – Illinois' final ranking in the 2004 Associated Press Poll.
- 13 – Illinois' final ranking in the 2006 Associated Press Poll.
- 14 – Illinois' ranking in the current ESPN/USA Today Coaches Poll.
- 17 – Big Ten Championships won by Illinois.
- 25 – 20-win seasons for Illinois, including nine of the last 10 seasons.
- 25 – Wins by the Illini so far this season.
- 25 – Wins in 2002-03.
- 26 – All-time NCAA Tournament appearances by Illinois.
- 26 – Wins in 2001-02.
- 26 – Wins in 2003-04.
- 27 – Wins by the Illini in 2000-01.
- 33 – Illinois' record homecourt winning streak at the Assembly Hall snapped Feb. 4.
- 37 – School record for wins, set by the 2005 team.
- 166 – Wins by the Illini in the last six seasons.
- 298 – Consecutive games Illinois has made a three-point field goal (since 11/28/97).

## Did you Know ...

... Dee Brown is the eighth Illinois Mr. Basketball to attend the University of Illinois.

... Since 1980 Illinois has signed 12 McDonald's All-Americans and one is currently on the Illini roster. Dee Brown made the All-America team in 2002. Illinois ranks 11th all-time in number of McDonald's All-Americans to attend the school.

... Illinois has the 11th best all-time winning percentage (.656) among Division I schools.

... Illinois has an all-time record of 1545-811. The 1545 wins rank 14th on the Division I list.

... Fourteen Illini players have been first-round draft selections, including Nick Anderson and Kendall Gill from the 1989 Final Four team and recent UI alumni Frank Williams to the New York Knicks in 2002, Brian Cook to the Los Angeles Lakers in 2003 and the tandem of Deron Williams (No. 3 overall) to Utah and Luther Head (No. 24) to Houston in 2005.

... Illinois ranks second in the Big Ten behind Indiana in total NCAA appearances with 26, including the last seven in a row.

... Illinois has the highest all-time winning percentage among Big Ten schools, and ranks second behind Indiana in all-time victories. In all-time Big Ten play, the Illini are first in conference wins, and third in winning percentage behind Purdue and Indiana.

... The Orange Krush student group is more than just a Fighting Illini cheering section. The students raised over \$600,000 last year which went to the University of Illinois general scholarship fund, the Fighting Illini Scholarship Fund (to the Matthew Heldman Scholarship Fund) and a variety of charities. Over the last six years, Orange Krush has distributed more than \$1 million to charities.

## Illini at "The Hall"

### Illinois at the Assembly Hall

All-Time:	463-119 (.796)
1963-69	49-13 (.790)
1970-79	69-42 (.622)
1980-89	134-23 (.854)
1990-99	114-34 (.770)
2000-present	93-4 (.959)

Longest Winning Streak: 33 games  
(1/17/04 - 1/28/06)

Current Winning Streak: 3 games  
(2/15/06 - present)

Current Winning Streak vs. Non-Conference Opponents: 46 (11/20/98 - present)

## Streakin' Illini

### Current Streaks by the Illini

All Games: 1 L  
At the Assembly Hall: 3 W  
Sellout Crowds at the Assembly Hall: 28  
On the Road: 2 W  
Neutral Sites: 1 L  
vs. Ranked Opponents: 2W  
Non-Conference Home Games: 46 W  
(last loss vs. George Washington, 11/17/98)  
Big Ten Play: 3 W  
Big Ten Home Games: 3 W  
Big Ten Road Games: 2 W  
Since Opponent Scored 100 Pts:  
412 games (12/22/93)  
Consecutive Games with 3-pt. FG:  
298 games (11/28/97)

# SEASON RESULTS

<u>DATE</u>	<u>OPPONENT</u>	<u>W/L, SCORE</u>	<u>ATTENDANCE</u>	<u>HIGH POINTS</u>	<u>HIGH REBOUNDS</u>
11-18-05	SOUTH DAKOTA STATE	W, 90-65	16,618	19 - Brown	14 - Augustine
11-20-05	TEXAS-PAN AMERICAN &	W, 71-59	16,618	20 - Brown	8 - Randle
11-22-05	TEXAS SOUTHERN &	W, 93-59	16,618	14 - Brown	8 - Carter
11-25-05	vs. Wichita St. (South Padre Island) &	W, 55-54	1,500	14 - Augustine	10 - Augustine
11-26-05	vs. Rutgers (South Padre Island) &	W, 77-57	1,700	18 - Augustine	7 - Augustine 7 - Pruitt
11-29-05	at North Carolina @	W, 68-64	21,273	14 - Brown	13 - Augustine
12-3-05	vs. Xavier (Chicago)	W, 65-62	19,833	23 - Augustine	7 - Augustine
12-5-05	ARKANSAS-LITTLE ROCK	W, 75-49	16,618	23 - Smith	8 - Pruitt
12-8-05	GEORGETOWN	W, 58-48	16,618	16 - Brown	13 - Augustine
12-10-05	vs. Oregon (Portland)	W, 89-59	15,109	26 - Brown	11 - Augustine
12-18-05	COPPIN STATE	W, 61-42	16,618	15 - Augustine	9 - Augustine
12-21-05	vs. Missouri (St. Louis)	W, 82-50	22,153	17 - Brown	8 - Augustine
12-28-05	SOUTHEAST MISSOURI ST.	W, 89-64	16,618	16 - Brown	9 - Randle
12-30-05	TENNESSEE-MARTIN	W, 84-46	16,618	21 - McBride	11 - Augustine
1-5-06	MICHIGAN STATE	W, 60-50	16,618	34 - Brown	9 - Augustine
1-7-06	at Iowa	L, 48-63	15,500	14 - Augustine	9 - Augustine
1-14-06	MICHIGAN	W, 79-74	16,618	26 - Brown	9 - Augustine
1-17-06	at Indiana	L, 60-62	17,328	17 - Pruitt	7 - Pruitt
1-21-06	at Northwestern	W, 58-47	8,117	18 - Brown	12 - Carter
1-25-06	MINNESOTA	W, 77-53	16,618	17 - Brown	10 - Augustine
1-28-06	PURDUE	W, 76-58	16,618	19 - McBride	12 - Augustine
1-31-06	at Wisconsin	W, 66-51	17,142	16 - Brown 16 - McBride	13 - Randle
2-4-06	PENN STATE	L, 65-66	16,618	17 - McBride	8 - Randle
2-12-06	at Ohio State	L, 53-60	18,500	12 - Brown	13 - Augustine
2-15-06	NORTHWESTERN	W, 63-47	16,618	17 - McBride	9 - Augustine
2-19-06	INDIANA	W, 70-58	16,618	18 - Augustine	10 - Augustine
2-21-06	at Michigan	L, 64-72	13,164	23 - Augustine	14 - Augustine
2-25-06	IOWA	W, 71-59	16,618	15 - McBride	7 - Augustine
2-28-06	at Minnesota	W, 71-65	13,022	16 - Augustine	10 - Augustine
3-4-06	at Michigan State	W, 75-68	14,759	20 - Brown	6 - Augustine
3-10-06	vs. Michigan State %	L, 56-61	18,730	16 - Augustine	15 - Augustine

& = South Padre Island Invitational

@ = Big Ten/ACC Challenge

% = Big Ten Tournament (Conseco Fieldhouse, Indianapolis)

<b>ATTENDANCE</b>				
	<u>Games</u>	<u>Totals</u>	<u>Average/High Game</u>	<u>Sellouts</u>
HOME	16	265,888	16,618/16,618	16
BIG TEN HOME	8	132,944	16,618/16,618	8
AWAY	9	138,805	15,423/21,273	7
NEUTRAL	6	79,025	13,171/22,153	3
TOTAL	31	483,718	15,604/22,153	26

# GAME-BY-GAME RESULTS

	GAME	FGM-A/%	3PM-A/%	FTM-A/%	OR-DR – TOT	PF	AS	TO	BK	ST	PTS (1st-2nd)
11-18	Illinois (W, 90-65)	31-57/.544	10-21/.476	18-29/.621	11-29 – 40	20	18	20	3	9	90 (46-44)
	South Dakota State	22-58/.379	9-22/.409	12-21/.571	9-19 – 28	24	9	21	1	10	65 (32-33)
11-20	Illinois (W, 71-59)	28-68/.412	11-34/.324	4-12/.333	24-14 – 38	18	20	12	1	9	71 (36-35)
	Texas-Pan American	23-47/.489	2-10/.200	11-18/.611	14-18 – 32	16	5	17	0	4	59 (32-27)
11-22	Illinois (W, 93-59)	35-72/.486	8-21/.381	15-25/.600	21-20 – 41	18	23	10	5	7	93 (46-47)
	Texas Southern	22-53/.415	3-11/.273	12-17/.706	15-17 – 32	22	3	24	4	5	59 (30-29)
11-25	Illinois (W, 55-54)	24-56/.429	5-16/.313	2-4/.500	9-27 – 36	17	16	17	3	7	55 (29-26)
	vs. Wichita State	19-50/.407	2-8/.250	14-21/.667	9-24 – 33	13	10	15	0	8	54 (33-21)
11-26	Illinois (W, 77-57)	26-51/.510	6-15/.400	19-29/.655	13-25 – 38	24	14	10	0	4	77 (38-39)
	vs. Rutgers	17-44/.386	3-12/.250	20-27/.741	7-19 – 26	22	4	13	2	5	57 (26-31)
11-29	Illinois (W, 68-64)	25-54/.463	8-21/.381	10-17/.588	13-20 – 33	20	14	18	2	12	68 (35-33)
	at North Carolina	23-51/.451	2-13/.154	16-23/.696	11-18 – 29	16	12	16	5	12	64 (35-29)
12-3	Illinois (W, 65-62)	20-49/.408	6-21/.286	19-31/.613	11-20 – 31	15	11	12	4	8	65 (26-39)
	vs. Xavier (at Chicago)	24-50/.480	7-16/.438	7-13/.538	9-24 – 33	25	19	15	3	6	62 (36-26)
12-5	Illinois (W, 75-49)	26-53/.491	7-20/.350	16-28/.571	15-26 – 41	17	17	11	4	6	75 (32-43)
	Arkansas-Little Rock	19-53/.358	5-14/.357	6-14/.429	13-15 – 28	19	9	16	1	4	49 (28-21)
12-8	Illinois (W, 58-48)	20-62/.323	7-18/.389	11-14/.786	21-23 – 44	10	6	10	4	2	58 (28-30)
	Georgetown	19-50/.380	5-18/.278	5-11/.455	9-22 – 31	14	11	10	8	3	48 (13-35)
12-10	Illinois (W, 89-59)	34-67/.507	10-23/.435	11-16/.688	13-32 – 45	21	14	12	4	7	89 (40-49)
	vs. Oregon (at Portland)	20-57/.351	3-17/.176	16-26/.615	8-21 – 29	14	8	13	3	8	59 (22-37)
12-18	Illinois (W, 61-42)	20-40/.500	8-21/.381	13-18/.722	7-26 – 33	14	15	16	3	3	61 (24-37)
	Coppin State	17-50/.340	4-18/.222	4-13/.308	9-13 – 22	20	6	9	0	4	42 (12-30)
12-21	Illinois (W, 82-50)	29-60/.483	8-18/.444	16-24/.667	13-28 – 41	15	19	12	1	11	82 (39-43)
	vs. Missouri (at St. Louis)	21-60/.350	3-17/.176	5-11/.455	15-21 – 36	19	7	21	4	5	50 (21-29)
12-28	Illinois (W, 89-64)	36-71/.507	9-18/.500	8-12/.667	16-32 – 48	13	19	12	4	3	89 (38-51)
	Southeast Missouri State	24-62/.387	7-26/.269	9-11/.818	6-18 – 24	14	15	9	3	4	64 (29-35)
12-30	Illinois (W, 84-46)	33-62/.532	11-25/.440	7-16/.438	12-30 – 42	17	25	16	1	9	84 (47-37)
	Tennessee-Martin	17-55/.309	3-13/.231	9-14/.643	11-21 – 32	17	7	23	2	7	46 (15-31)
1-5	Illinois (W, 60-50)	21-48/.438	10-21/.476	8-12/.667	10-21 – 31	11	9	13	3	4	60 (35-25)
	Michigan State	17-47/.362	4-15/.267	12-14/.857	8-19 – 27	17	11	12	2	3	50 (28-22)
1-7	Illinois (L, 48-63)	18-52/.346	5-26/.192	7-15/.467	7-25 – 32	27	8	16	4	6	48 (19-29)
	at Iowa	18-51/.353	3-11/.273	24-32/.750	13-32 – 45	13	11	15	2	5	63 (23-40)
1-14	Illinois (W, 79-74)	25-60/.417	9-23/.391	20-24/.833	13-22 – 35	20	13	9	4	3	79 (39-40)
	Michigan	25-54/.463	5-11/.455	19-22/.864	9-22 – 31	20	10	11	3	3	74 (28-46)
1-17	Illinois (L, 60-62)	25-57/.439	2-14/.143	8-16/.500	8-23 – 31	22	17	11	6	8	60 (24-36)
	at Indiana	20-49/.408	7-20/.350	15-23/.652	12-27 – 39	17	13	17	3	4	62 (28-34)
1-21	Illinois (W, 58-47)	20-55/.364	9-23/.391	9-16/.563	15-29 – 44	12	12	11	1	4	58 (32-26)
	at Northwestern	17-48/.354	3-20/.150	10-13/.769	6-25 – 31	15	9	10	3	6	47 (17-30)
1-25	Illinois (W, 77-53)	28-59/.475	10-23/.435	11-18/.611	13-24 – 37	13	18	8	2	4	77 (39-38)
	Minnesota	19-53/.358	4-13/.308	11-13/.846	11-21 – 32	15	7	14	2	2	53 (31-22)
1-28	Illinois (W, 76-58)	28-65/.431	6-20/.300	14-19/.737	17-26 – 43	19	16	12	2	6	76 (35-41)
	Purdue	19-50/.380	7-16/.438	13-20/.650	9-20 – 29	16	11	15	4	3	58 (27-31)
1-31	Illinois (W, 66-51)	25-60/.417	7-14/.500	9-16/.563	15-28 – 43	18	10	10	2	10	66 (34-32)
	at Wisconsin	16-45/.356	3-20/.150	16-23/.696	6-22 – 28	11	6	14	1	5	51 (28-23)
2-4	Illinois (L, 65-66)	26-53/.491	9-27/.333	4-7/.571	13-19 – 32	16	18	14	3	5	65 (39-26)
	Penn State	23-53/.434	9-19/.474	11-16/.688	13-19 – 30	11	14	9	0	9	66 (25-41)
2-12	Illinois (L, 53-69)	22-59/.373	5-19/.263	4-6/.667	9-23 – 32	17	13	10	2	4	53 (26-27)
	at Ohio State	24-54/.444	13-23/.565	8-12/.667	9-27 – 36	11	17	12	2	6	69 (37-32)
2-15	Illinois (W, 63-47)	24-43/.558	6-20/.300	9-15/.600	8-22 – 30	12	11	13	2	7	63 (27-36)
	at Northwestern	15-37/.405	8-21/.381	9-13/.692	1-16 – 17	18	11	13	0	8	47 (20-27)
2-19	Illinois (W, 70-58)	25-50/.500	3-17/.176	17-22/.773	10-27 – 37	19	11	18	2	6	70 (38-32)
	Indiana	20-56/.357	4-22/.182	14-17/.824	10-15 – 25	20	9	14	0	8	58 (25-33)
2-21	Illinois (L, 64-72)	27-58/.466	4-14/.286	6-9/.667	9-18 – 27	20	13	12	1	5	64 (34-30)
	at Michigan	23-47/.489	9-20/.450	17-18/.944	7-23 – 30	13	15	16	2	4	72 (30-42)
2-25	Illinois (W, 71-59)	23-51/.451	7-18/.389	18-29/.621	13-10 – 32	18	16	8	0	3	71 (34-37)
	Iowa	21-47/.447	4-16/.250	13-17/.765	8-16 – 24	22	7	13	3	2	59 (29-30)
2-28	Illinois (W, 71-65)	26-48/.542	6-19/.316	13-19/.684	7-17 – 24	15	22	8	1	7	71 (37-34)
	at Minnesota	25-46/.543	5-10/.500	10-14/.714	7-19 – 26	16	15	10	4	4	65 (34-31)
3-4	Illinois (W, 75-68)	25-53/.472	10-20/.500	15-18/.833	7-17 – 24	22	17	9	3	9	75 (34-41)
	at Michigan State	22-48/.458	3-12/.458	21-28/.750	14-24 – 38	17	14	15	4	4	68 (35-33)
3-10	Illinois (L, 56-61)	19-47/.404	6-18/.333	12-21/.571	13-18 – 31	19	13	13	1	5	56 (29-27)
	vs. Michigan State	21-45/.467	3-10/.300	16-23/.696	9-22 – 31	18	10	10	1	6	61 (36-25)



# ILLINOIS & OPPONENT HIGHS & LOWS/PLAYER SUPERLATIVES

## 2005-06 ILLINOIS TEAM HIGHS & LOWS

	<u>HIGHS</u>	<u>LOWS</u>
Points	93 vs. Texas Southern, 11/22	48 vs. Iowa, 1/7
Field Goals Made	36 vs. Southeast Missouri State, 12/28	18 vs. Iowa, 1/7
Field Goals Attempted	72 vs. Texas Southern, 11/22	40 vs. Coppin State, 12/18
Field Goal Percentage	.558 (24-43) vs. Northwestern, 2/15	.323 (20-62) vs. Georgetown, 12/8
Three-Point Field Goals Made	11 vs. Texas-Pan American, 11/20	2 vs. Indiana, 1/17
Three-Point Field Goals Attempted	11 vs. Tennessee-Martin, 11/30	14 vs. Indiana, 1/17
Three-Point Field Goal Percentage	.34 vs. Texas-Pan American, 11/20	.143 (2-14) vs. Indiana, 1/17
Free Throws Made	500, three times, last vs. Michigan State (10-20), 3/4	2 vs. Wichita State, 11/25
Free Throws Attempted	20 vs. Michigan, 1/14	4 vs. Wichita State, 11/25
Free Throw Percentage	.31 vs. Xavier, 12/3	.333 (4-12) vs. Texas-Pan American, 11/20
Rebounds	.833 (20-24) vs. Michigan 1/14	24 vs. Minnesota, 2/28
	.833 (15-18) vs. Michigan State, 3/4	24 vs. Michigan State, 3/4
Assists	48 vs. Southeast Missouri State, 12/28	6 vs. Georgetown, 12/8
Turnovers	25 vs. Tenn-Martin, 11/30	8, three times, last vs. Minnesota, 2/28
Blocks	20 vs. South Dakota State, 11/18	0 vs. Rutgers, 11/26
	6 vs. Indiana, 1/17	0 vs. Iowa, 2/25
Steals	12 vs. North Carolina, 11/29	2 vs. Georgetown, 12/8
Fouls	27 vs. Iowa, 1/7	10 vs. Georgetown, 12/8

## OPPONENT TEAM HIGHS & LOWS

	<u>HIGHS</u>	<u>LOWS</u>
Points	74, Michigan, 1/14	42, Coppin State, 12/18
Field Goals Made	25, Michigan, 1/14	15, Northwestern, 2/15
Field Goals Attempted	25, Minnesota, 2/28	37, Northwestern, 2/15
Field Goal Percentage	58, South Dakota State, 11/18	.309 (17-55), Tennessee-Martin, 11/30
Three-Point Field Goals Made	13, Ohio State, 2/12	2, three teams; last, North Carolina, 11/29
Three-Point Field Goals Attempted	23, Ohio State, 2/12	8, Wichita State, 11/25
Three-Point Field Goal Percentage	.565 (13-23), Ohio State, 2/12	.150 (3-20), Northwestern, 1/21
Free Throws Made	24, Iowa, 1/7	.150 (3-20), Wisconsin, 1/31
Free Throws Attempted	32, Iowa, 1/7	4, Coppin State, 12/18
Free Throw Percentage	.944 vs. Michigan, 2/21	11, Georgetown, 12/8
Rebounds	45, Iowa, 1/7	11, Missouri, 12/21
Assists	19, Xavier, 12/3	.308 (4-13), Coppin State, 12/18
Turnovers	24, Texas Southern, 11/22	17, Northwestern, 2/15
Blocks	8, Georgetown, 12/8	3, Texas Southern, 11/22
Steals	12, North Carolina, 11/29	9, three teams; last, Penn State 2/4
Fouls	25, Xavier, 12/3	0, six teams; last, Indiana, 2/19
		2, Minnesota, 1/25
		2, Iowa, 2/25
		11, three teams; last, Ohio State, 2/12

## ILLINOIS & OPPONENT PLAYER SUPERLATIVES

	<u>ILLINOIS</u>	<u>OPPONENT</u>
Points	34, Dee Brown vs. Michigan State, 1/5	39, Daniel Horton, Michigan, 2/21
Field Goals	12, Dee Brown vs. Michigan State, 1/5	13, Daniel Horton, Michigan, 2/21
Field Goal Attempts	22, Dee Brown vs. Michigan State, 1/5	20, Roy Booker, Southeast Missouri St., 12/28
Field Goal Percentage (min. 6 att.)	1.000 (6-6), James Augustine vs. Penn State, 2/4	20, Daniel Horton, Michigan, 2/21
Three-Point Field Goals Made	7, Rich McBride vs. Tennessee-Martin, 11/30	1.000 (6-6), Derrick East, Texas-Pan Am, 11/20
Three-Point Field Goals Attempted	7, Dee Brown vs. Michigan State, 1/5	6, Je'Kel Foster, Ohio State, 2/12
Three-Point Field Goal Pct. (min. 5 att.)	13, Dee Brown vs. Texas-Pan American, 11/20	10, Roy Booker, Southeast Missouri St., 12/28
Free Throws Made	13, Dee Brown vs. Michigan State, 1/5	.833 (5-6), Jamar Butler, Ohio State, 2/12
Free Throws Attempted	9, three times; last, Dee Brown vs. Michigan, 1/14	9, four times; last, Paul Davis, Michigan State, 3/4
Free Throw Percentage (min. 8 att.)	16, James Augustine vs. Xavier, 12/3	11, three times, last, Paul Davis, Michigan State, 3/4
Rebounds	.900 (9-10), Dee Brown vs. Michigan, 1/14	1.000 (8-8), Daniel Horton, Michigan, 2/21
Assists	15, James Augustine vs. Michigan State, 3/10	16, Terence Dials, Ohio State, 2/12
Steals	11, Dee Brown vs. Indiana, 1/17	7, Drew Neitzel, Michigan State, 1/5
Blocks	4, Dee Brown vs. Texas-Pan American, 11/20	7, Adam Boone, Minnesota, 2/28
	3, three times; last, Shaun Pruitt vs. Indiana, 1/17	4, Marcus Ginyard, North Carolina, 11/29
		6, Roy Hibbert, Georgetown, 12/8

# FIGHTING ILLINI SEASON/CAREER HIGHS

## 2 Chris Hicks

	<u>Season/Career High</u>
Points	4 vs. Tennessee-Martin, 12/30
FG	2 vs. Tennessee-Martin, 12/30
FG Att.	2 vs. Tennessee-Martin, 12/30
3-Pt.	0
3-Pt. Att.	1 vs. Arkansas-Little Rock, 12/4 1 vs. Missouri, 12/21
FT	2 vs. Texas Southern, 11/22 2 vs. Rutgers, 11/26
FT Att.	2, four times, last vs. Southeast Missouri State, 12/28
Rebounds	1 vs. Minnesota, 1/25
Assists	1 vs. Arkansas-Little Rock, 12/5
Blocks	0
Steals	0
Minutes	3 vs. Coppin State, 12/18

## 3 Chester Frazier

	<u>Season/Career High</u>
Points	6 vs. Northwestern, 1/21
FG	2 vs. Northwestern, 1/21
FG Att.	5 vs. Texas-Pan American, 11/20
3-Pt.	1, four times, last vs. Minnesota, 2/28
3-Pt. Att.	5 vs. Texas-Pan American, 11/20
FT	2 vs. Texas Southern, 11/22
FT Att.	4 vs. Tennessee-Martin, 12/30
Rebounds	5, three times, last vs. Indiana, 2/19
Assists	8 vs. Tennessee-Martin, 12/30
Blocks	0
Steals	1, five times, last vs. Wisconsin, 1/31
Minutes	22 vs. Texas-Pan American, 11/20 22 vs. Tennessee-Martin, 12/30

## 11 Dee Brown

	<u>Season High</u>	<u>Career High</u>
Points	34 vs. Michigan State, 1/5	34 vs. Michigan State (1/5/06)
FG	12 vs. Michigan State, 1/5	12 vs. Michigan State (1/5/06)
FG Att.	22 vs. Michigan State, 1/5	22 vs. Michigan State (1/5/06)
3-Pt.	7 vs. Michigan State, 1/5	8 vs. Purdue (3/3/05)
3-Pt. Att.	13 vs. Texas-Pan Am, 11/20 13 vs. Michigan State, 1/5	13 vs. Texas-Pan Am (11/20/05) 13 vs. Michigan State (1/5/06)
FT	9 vs. Xavier, 12/3 9 vs. Michigan, 1/14	9 vs. Xavier (12/3/05) 9 vs. Michigan (1/14/06)
FT Att.	10 vs. Xavier, 12/3 10 vs. Michigan, 1/14	10 vs. Xavier (12/3/05) 10 vs. Michigan (1/14/06)
Rebounds	7 vs. Texas-Pan Am, 11/20	7, five times, last vs. Texas-Pan Am (11/20/05)
Assists	11 vs. Indiana, 1/17	13 vs. Longwood (12/27/04)
Blocks	1 vs. Xavier, 12/3	1, seven times, last vs. Xavier (12/3/05)
Steals	4 vs. Texas-Pan Am, 11/20	5 vs. Michigan State (2/18/03) 5 vs. Northwestern (2/22/03)
Minutes	40, four times, last vs. Penn State, 2/4	43 vs. Purdue (3/3/04)

## 25 Calvin Brock

	<u>Season/Career High</u>
Points	6 vs. Coppin State, 12/18
FG	2 vs. Oregon, 12/10 2 vs. Coppin State, 12/18
FG Att.	5 vs. Coppin State, 12/18
3-Pt.	1 vs. Coppin State, 12/18
3-Pt. Att.	2 vs. Coppin State, 12/18
FT	3 vs. South Dakota State, 11/18
FT Att.	6 vs. South Dakota State, 11/18
Rebounds	9 vs. Tennessee-Martin, 12/30
Assists	2 vs. Texas Southern, 11/22 2 vs. Coppin State, 12/18
Blocks	1 vs. South Dakota State, 11/18 1 vs. Wichita State, 11/25
Steals	1, four times, last vs. Tennessee-Martin, 12/30
Minutes	20 vs. Coppin State, 12/18

## 31 Jamar Smith

	<u>Season/Career High</u>
Points	23 vs. Arkansas-Little Rock, 12/5
FG	8 vs. Arkansas-Little Rock, 12/5
FG Att.	11 vs. Iowa, 1/7
3-Pt.	6 vs. Arkansas-Little Rock, 12/5
3-Pt. Att.	8, three times, last vs. Minnesota, 1/25
FT	4 vs. Oregon, 12/10
FT Att.	5 vs. Texas Southern, 11/22
Rebounds	5 vs. Coppin State, 12/18 5 vs. Purdue, 1/28
Assists	6 vs. Minnesota, 2/28
Blocks	0
Steals	2, four times, last vs. Northwestern, 2/15
Minutes	28 vs. Arkansas-Little Rock, 12/5

## 33 Rich McBride

	<u>Season High</u>	<u>Career High</u>
Points	21 vs. Tennessee-Martin, 12/30	22 vs. Memphis (12/13/03)
FG	7 vs. Tennessee-Martin, 12/30	7 vs. Memphis (12/13/03) 7 vs. Tennessee-Martin (12/30/05)
FG Att.	13 vs. Texas-Pan Am, 11/20	13 vs. Memphis (12/13/03) 13 vs. Texas-Pan Am (11/20/05)
3-Pt.	7 vs. Tenn-Martin, 12/30	7 vs. Tenn-Martin (12/30/05)
3-Pt. Att.	12 vs. Northwestern, 1/21	12 vs. Northwestern (1/21/06)
FT	4 vs. Purdue, 1/28	4 vs. Purdue (1/28/06)
FT Att.	4 vs. Purdue, 1/28 4 vs. Iowa, 2/25	4 vs. Purdue (1/28/06) 4 vs. Iowa (2/25/06)
Rebounds	4 vs. Tenn-Martin, 12/30	6 vs. Chicago State (12/6/04)
Assists	8 vs. Texas-Pan Am, 11/20	8 vs. Texas-Pan Am (11/20/05)
Blocks	0	1 vs. Valparaiso (12/19/04) 1 vs. Penn State (1/12/05)
Steals	3 vs. South Dakota St., 11/18 3 vs. Missouri, 12/21	3, four times, last vs. Missouri (12/21/05)
Minutes	37 vs. Minnesota, 2/28	37 vs. Minnesota (2/28/06)

## 34 C.J. Jackson

Season/Career High  
Has not played - intends to redshirt

# FIGHTING ILLINI SEASON/CAREER HIGHS

## 40 James Augustine

	<u>Season High</u>	<u>Career High</u>
Points	23, three times, last vs. Michigan, 2/21	23, four times, last vs. Michigan (2/21/06)
FG	9 vs. Michigan, 1/14 9 vs. Michigan, 2/21	9, four times, last vs. Michigan (2/21/06)
FG Att.	14 vs. Wichita State, 11/25	14 vs. Penn State (1/25/03) 14 vs. Wichita State (11/25/05)
3-Pt.	1 vs. Michigan State, 3/10	1, six times, last vs. Michigan State (3/10/06)
3-Pt. Att.	1 vs. Indiana, 2/19 1 vs. Michigan State, 3/10	2 vs. Michigan (3/1/03)
FT	9 vs. Xavier, 12/3	9 vs. Xavier (12/3/05)
FT Att.	16 vs. Xavier, 12/3	16 vs. Xavier (12/3/05)
Rebounds	15 vs. Michigan State, 3/10	15 vs. FDU (3/17/05) 15 vs. Michigan State (3/10/06)
Assists	7 vs. Minnesota, 2/28	7 vs. Minnesota (2/28/06)
Blocks	3 vs. SE Missouri St, 12/28 3 vs. Michigan State, 1/5	5 vs. Oakland (1/4/03) 5 vs. Arkansas (12/6/03)
Steals	3, four times, last vs. Michigan State, 3/4	4, three times, last vs. Nevada (3/19/05)
Minutes	40, four times, last vs. Michigan State, 3/10	40, three times, last vs. Michigan State (3/10/06)

## 41 Warren Carter

	<u>Season High</u>	<u>Career High</u>
Points	14 vs. SE Missouri St, 12/28	14 vs. SE Missouri St (12/28/05)
FG	6 vs. SE Missouri St, 12/28	6 vs. SE Missouri St (12/28/05)
FG Att.	11 vs. SE Missouri St, 12/28	11 vs. SE Missouri St (12/28/05)
3-Pt.	1 vs. Missouri, 12/21	1 vs. Northwestern (2/23/05) 1 vs. Missouri (12/21/05)
3-Pt. Att.	1, four times, last vs. Michigan State, 3/4	1, eight times, last vs. Michigan State(3/4/06)
FT	5 vs. Texas Southern, 11/22	5 vs. Texas Southern (11/22/05)
FT Att.	7 vs. Texas Southern, 11/22	7 vs. Florida A&M (11/21/04) 7 vs. Texas Southern (11/22/05)
Rebounds	12 vs. Northwestern, 1/21	12 vs. Northwestern (1/21/06)
Assists	3 vs. South Dakota St., 11/18	3 vs. S. Dakota St. (11/18/05)
Blocks	2 vs. Ark.-Little Rock, 12/5 2 vs. Coppin St., 12/18	2, three times, last vs. Coppin St. (12/18/05)
Steals	2 vs. Michigan State, 3/10	2 vs. Florida A&M (11/21/04) 2 vs. Michigan State (3/10/06)
Minutes	25 vs. Indiana, 2/19	25 vs. Indiana (2/19/06)

## 42 Brian Randle

	<u>Season High</u>	<u>Career High</u>
Points	16 vs. Rutgers, 11/26	16 vs. Rutgers (11/26/05)
FG	7 vs. Indiana, 1/17	7 vs. Indiana (1/17/06)
FG Att.	13 vs. Indiana, 1/17 13 vs. Wisconsin, 1/31	13 vs. Indiana (1/17/06) 13 vs. Wisconsin (1/31/06)
3-Pt.	2 vs. North Carolina, 11/29	2 vs. North Carolina (11/29/05)
3-Pt. Att.	3 vs. Georgetown, 12/8 3 vs. Penn State, 2/4	3 vs. Georgetown (12/8/05) 3 vs. Penn State (2/4/06)
FT	7 vs. Iowa, 2/25	7 vs. Iowa (2/25/06)
FT Att.	8, three times, last vs. Michigan State, 3/10	8, three times, last vs. Michigan State (3/10/06)
Rebounds	13 vs. Wisconsin, 1/31	13 vs. Wisconsin (1/31/06)
Assists	5 vs. Texas Southern, 11/22	5 vs. Texas Southern (11/22/05)
Blocks	2, three times, last vs. Michigan, 1/14	3 vs. Penn State (1/21/04) 3 vs. Minnesota (2/8/04)
Steals	3 vs. Penn State, 2/4	3, three times, last vs. Penn State (2/4/06)
Minutes	36 vs. Indiana, 2/19	36 vs. Indiana (2/19/06)

## 44 Marcus Arnold

	<u>Season/UI Career High</u>
Points	13 vs. Missouri, 12/21
FG	5, three times, last vs. Missouri, 12/21
FG Att.	11 vs. Missouri, 12/21
3-Pt.	0
3-Pt. Att.	0
FT	3 vs. Missouri, 12/21 3 vs. Iowa, 2/25
FT Att.	5 vs. Missouri, 12/21
Rebounds	8 vs. Oregon, 12/10
Assists	0
Blocks	2 vs. Oregon, 12/10
Steals	1, seven times, last vs. Minnesota, 2/28
Minutes	23 vs. Oregon, 12/10

## 55 Shaun Pruitt

	<u>Season High</u>	<u>Career High</u>
Points	17 vs. Indiana, 1/17	17 vs. Indiana (1/17/06)
FG	7 vs. Indiana, 1/17	7 vs. Indiana (1/17/06)
FG Att.	9 vs. Indiana, 1/17 9 vs. Penn State, 2/4	9 vs. Indiana (1/17/06) 9 vs. Penn State (2/4/06)
3-Pt.	0	0
3-Pt. Att.	0	0
FT	4 vs. Coppin State, 12/18 4 vs. Michigan State, 3/4	4, three times, last vs. Michigan State (3/4/06)
FT Att.	6 vs. Coppin State, 12/18	6 vs. Oakland (11/24/04) 6 vs. Coppin State (12/18/05)
Rebounds	10 vs. Northwestern, 1/21	10 vs. Northwestern (1/21/06)
Assists	3 vs. Penn State, 2/4	3 vs. Penn State (2/4/06)
Blocks	3 vs. Indiana, 1/17	3 vs. Indiana (1/17/06)
Steals	2, three times, last vs. Wisconsin, 1/31	2, three times, last vs. Wisconsin (1/31/06)
Minutes	27 vs. Iowa, 1/7	25 vs. Iowa (1/7/06)

# POSTSEASON HISTORY

## NCAA TOURNAMENT

1942: **Eastern Playoffs**  
(at New Orleans)  
Kentucky 46, Illinois 44  
Penn State 41, Illinois 34

1949: **Eastern Playoffs (at New York)**  
Illinois 71, Yale 67  
Kentucky 56, Illinois 47  
**Final Playoffs (at Seattle)**  
Illinois 57, Oregon State 53  
(3rd place)

1951: **Warm-up Game**  
(at Manhattan, Kan.)  
Kansas State 91, Illinois 72  
**Eastern Playoffs (at New York)**  
Illinois 79, Columbia 71  
Illinois 84, No. Carolina St. 70  
Kentucky 76, Illinois 74  
**Final Playoffs (at Minneapolis)**  
Illinois 61, Oklahoma A&M 46  
(3rd place)

1952: **Midwest Regional (at Chicago)**  
Illinois 80, Dayton 61  
Illinois 74, Duquesne 68  
**Final Playoffs (at Seattle)**  
St. John's 61, Illinois 59  
Illinois 67, Santa Clara 64  
(3rd place)

1963: **Midwest Regional**  
(at East Lansing, Mich.)  
Illinois 70, Bowling Green 67  
Loyola (Ill.) 79, Illinois 64

1981: **Western Region (#4 seed)**  
(at Los Angeles)  
#4 Illinois 67, #5 Wyoming 65  
**Western Regional**  
(at Salt Lake City)  
#8 Kansas State 57, #4 Illinois 52

1983: **Western Region (#7 seed)**  
(at Boise)  
#10 Utah 52, #7 Illinois 49

1984: **Midwest Regional (#2 seed)**  
(at Milwaukee)  
#2 Illinois 64, #7 Villanova 56  
**Midwest Regional**  
(at Lexington, Ky.)  
#2 Illinois 72, #3 Maryland 70  
#1 Kentucky 54, #2 Illinois 51

1985: **East Region (#3 seed)**  
(at Atlanta)  
#3 Illinois 76, #14 Northeastern 57  
#3 Illinois 74, #6 Georgia 58  
**East Regional**  
(at Providence, R.I.)  
#2 Georgia Tech 61, #3 Illinois 53

1986: **Southeast Region (#4 seed)**  
(at Charlotte)  
#4 Illinois 75, #13 Fairfield 51  
#5 Alabama 58, #4 Illinois 56

1987: **Southeast Region (#3 seed)**  
(at Birmingham)  
#14 Austin Peay 68, #3 Illinois 67

1988: **Southeast Region (#3 seed)**  
(at Cincinnati)  
#3 Illinois 81, #14 Texas-San Antonio 72  
#6 Villanova 66, #3 Illinois 61

1989: **Midwest Region (#1 seed)**  
(at Indianapolis)  
#1 Illinois 77, #16 McNeese State 71  
#1 Illinois 72, #9 Ball State 60

**Midwest Regional**  
(at Minneapolis)  
#1 Illinois 83, #4 Louisville 69  
#1 Illinois 89, #2 Syracuse 86  
**Final Four (at Seattle)**  
#3 Michigan 83, #1 Illinois 81

1990: **Midwest Region (#5 seed)**  
(at Austin)  
#12 Dayton 88, #5 Illinois 86

1993: **West Region (#6 seed)**  
(at Salt Lake City)  
#6 Illinois 75, #11 Long Beach State 72  
#3 Vanderbilt 85, #6 Illinois 68

1994: **Midwest Region (#8 seed)**  
(at Oklahoma City)  
#9 Georgetown 84, #8 Illinois 77

1995: **East Region (#11 seed)**  
(at Albany, N.Y.)  
#6 Tulsa 68, #11 Illinois 62

1997: **Southeast Region (#6 seed)**  
(at Charlotte)  
#6 Illinois 90, #11 Southern Cal 77  
#14 Tennessee-Chattanooga 75,  
#6 Illinois 63

1998: **West Region (#5 seed)**  
(at Sacramento)  
#5 Illinois 64, #12 South Alabama 51  
#4 Maryland 67, #5 Illinois 61

2000: **East Region (#4 seed)**  
(at Winston-Salem, N.C.)  
#4 Illinois 68, #13 Penn 58  
#5 Florida 93, #4 Illinois 76

2001: **Midwest Region (#1 seed)**  
(at Dayton, Ohio)  
#1 Illinois 96, #16 Northwestern St. 54  
#1 Illinois 79, #9 Charlotte 61  
**Midwest Regional**  
(at San Antonio)  
#1 Illinois 80, #4 Kansas 64  
#2 Arizona 87, #1 Illinois 81

2002: **Midwest Region (#4 seed)**  
(at Chicago)  
#4 Illinois 93, #13 San Diego St. 64  
#4 Illinois 72, #12 Creighton 60  
**Midwest Regional**  
(at Madison, Wis.)  
#1 Kansas 73, #4 Illinois 69

2003: **West Region (#4 seed)**  
(at Indianapolis)  
#4 Illinois 65, #13 Western Kentucky 60  
#5 Notre Dame 68, #4 Illinois 60

2004: **Atlanta Region (#5 seed)**  
(at Columbus, Ohio)  
#5 Illinois 72, #12 Murray State 53  
#5 Illinois 92, #4 Cincinnati 68  
**Atlanta Regional (at Atlanta)**  
#1 Duke 72, #5 Illinois 62

2005: **Chicago Region (#1 seed)**  
(at Indianapolis)  
#1 Illinois 67, #16 Fairleigh  
Dickinson 55  
#1 Illinois 71, #9 Nevada 59  
**Chicago Regional (at Rosemont)**  
#1 Illinois 77, #12 Wisconsin-  
Milwaukee 63  
#1 Illinois 90, #3 Arizona 89 (OT)  
**Final Four (at St. Louis)**  
#1 Illinois 72, #4 Louisville 57  
#1 North Carolina 75, #1 Illinois 70

**Overall NCAA Record: 37-26 (.587)**

## Illinois' Record at NCAA Sites

	Record	Last Appearance
Albany	0-1	1995
Atlanta	2-1	2004
Austin	0-1	1990
Birmingham	0-1	1987
Boise	0-1	1983
Charlotte	2-2	1997
Chicago	6-0	2005
Cincinnati	1-1	1988
Columbus	2-0	2004
Dayton	2-0	2001
East Lansing	1-1	1963
Indianapolis	5-1	2005
Lexington	1-1	1984
Los Angeles	1-0	1981
Madison	0-1	2002
Manhattan, Kan.	0-1	1951
Milwaukee	1-0	1984
Minneapolis	3-0	1989
New Orleans	0-2	1942
New York	3-2	1951
Oklahoma City	0-1	1994
Providence	0-1	1985
Sacramento	1-1	1998
St. Louis	1-1	2005
Salt Lake City	1-2	1993
San Antonio	1-1	2001
Seattle	2-2	1989
Winston-Salem	1-1	2000

## BIG TEN TOURNAMENT

<b>1998</b> <b>Quarterfinals</b> #2 ILL 66, #10 WIS 61 <b>Semifinals</b> #3 PUR 68, #2 ILL 47	<b>2003</b> <b>Quarterfinals</b> #2 ILL 94, #10 NU 65 <b>Semifinals</b> #2 ILL 73, #6 IND 72 <b>Championship</b> #2 ILL 72, #8 OSU 59
<b>1999</b> <b>First Round</b> #11 ILL 67, #6 MINN 64 <b>Quarterfinals</b> #11 ILL 82, #3 IND 66 <b>Semifinals</b> #11 ILL 79, #2 OSU 77 <b>Championship</b> #1 MSU 67, #11 ILL 50	<b>2004</b> <b>Quarterfinals</b> #1 ILL 71, #8 IND 59 <b>Semifinals</b> #1 ILL 74, #5 MICH 60 <b>Championship</b> #2 WIS 70, #1 ILL 53
<b>2000</b> <b>Quarterfinals</b> #4 ILL 72, #5 IND 69 <b>Semifinals</b> #4 ILL 94, #9 PSU 84 <b>Championship</b> #2 MSU 76, #4 ILL 61	<b>2005</b> <b>Quarterfinals</b> #1 ILL 68, #8 NU 51 <b>Semifinals</b> #1 ILL 64, #5 MINN 56 <b>Championship</b> #1 ILL 54, #3 WIS 43
<b>2001</b> <b>Quarterfinals</b> #1 ILL 83, #8 PUR 66 <b>Semifinals</b> #4 IND 58, #1 ILL 56	<b>2006</b> <b>Quarterfinals</b> #6 MSU 61, #3 ILL 56
<b>2002</b> <b>Quarterfinals</b> #3 ILL 92, #6 MINN 76 <b>Semifinals</b> #2 OSU 94, #3 ILL 88	<b>All-Time Big Ten Tournament Record:</b> 16-7 (.696)



## Illini Career Leaders in the NCAA Tournament

### Games Played

1. Luther Head.....	14
2. Roger Powell.....	13
3. Nick Smith.....	12
4. <b>James Augustine</b> .....	<b>11</b>
<b>Dee Brown</b> .....	<b>11</b>
Brian Cook.....	11
Sean Harrington.....	11
Deron Williams.....	11
9. Lowell Hamilton.....	10
10. <b>Rich McBride</b> .....	<b>9</b>
Robert Archibald.....	9
Steve Bardo.....	9
Cory Bradford.....	9
Bruce Douglas.....	9
Kendall Gill.....	9
Jack Ingram.....	9
Lucas Johnson.....	9
Frank Williams.....	9
Efrem Winters.....	9
Tony Wysinger.....	9

### Points

1. Luther Head.....	162
2. <b>Dee Brown</b> .....	<b>156</b>
3. Deron Williams.....	150
4. Frank Williams.....	148
5. Rod Fletcher.....	130
6. Roger Powell.....	123
7. Nick Anderson.....	120
Brian Cook.....	120
9. Kendall Gill.....	117
10. Doug Altenberger.....	109
11. Kenny Battle.....	107
12. <b>James Augustine</b> .....	<b>106</b>
13. Cory Bradford.....	105
14. Don Sunderlage.....	100

### Field Goals

1. Luther Head.....	59
2. <b>Dee Brown</b> .....	<b>58</b>
3. Frank Williams.....	57
4. Deron Williams.....	54
5. Roger Powell.....	51
6. Nick Anderson.....	50
7. Brian Cook.....	49
8. Kendall Gill.....	46
9. Rod Fletcher.....	44
10. Doug Altenberger.....	42
11. Don Sunderlage.....	41
12. Kenny Battle.....	40
13. Cory Bradford.....	38
Anthony Welch.....	38

### Rebounds (since 1963)

1. <b>James Augustine</b> .....	<b>91</b>
2. Brian Cook.....	74
3. Roger Powell.....	58
Efrem Winters.....	58
5. Nick Anderson.....	56
6. Luther Head.....	48
7. Ken Norman.....	46
8. Damir Krupalija.....	42
9. Robert Archibald.....	41
Lowell Hamilton.....	41
11. Kenny Battle.....	40
12. <b>Dee Brown</b> .....	<b>39</b>
13. Bruce Douglas.....	38
14. Sergio McClain.....	37

### Assists (since 1981)

1. Deron Williams.....	78
2. Luther Head.....	58
3. Bruce Douglas.....	55
4. <b>Dee Brown</b> .....	<b>51</b>
5. Frank Williams.....	42
6. Steve Bardo.....	37
7. Kendall Gill.....	30
8. Kiwane Garris.....	24
9. Tony Wysinger.....	20
10. Cory Bradford.....	18
Sergio McClain.....	18

### Three-Point Field Goals

1. Luther Head.....	32
2. Cory Bradford.....	28
3. Deron Williams.....	24
4. <b>Dee Brown</b> .....	<b>22</b>
5. Frank Williams.....	21
6. Sean Harrington.....	12
7. Kendall Gill.....	10
8. Matt Heldman.....	9
9. Kevin Turner.....	7

### Free Throws

1. Don Sunderlage.....	35
2. <b>James Augustine</b> .....	<b>34</b>
3. Kiwane Garris.....	33
4. Clive Follmer.....	32
5. Robert Archibald.....	31
6. Rod Fletcher.....	28
7. Kenny Battle.....	26
8. Lucas Johnson.....	23
Frank Williams.....	23
10. Nick Anderson.....	20
Bruce Douglas.....	20

### MISCELLANEOUS RECORDS

#### Record by Seed

No. 1.....	12-3
No. 2.....	2-1
No. 3.....	3-3
No. 4.....	5-5
No. 5.....	3-3
No. 6.....	2-2
No. 8.....	0-1
No. 11.....	0-1

#### Record by Region

Midwest.....	9-5
East.....	8-7
West.....	4-5
Southeast.....	3-4
Mideast.....	6-3
Atlanta.....	2-1
Chicago.....	5-1

#### Final Four Record: 4-5

1949:.....	1-1 (3rd)
1951:.....	1-1 (3rd)
1952:.....	1-1 (3rd)
1989:.....	0-1
2005:.....	1-1 (2nd)

#### Illinois vs. Eventual NCAA National Champions (7-24)

2005	North Carolina, L 70-75
2002	Maryland, L 63-76
2001	Duke, L 77-78
2000	Michigan State, L 66-91, L 61-76
1989	Michigan, W 96-84, W 87-73, L 81-83
1988	Kansas, W 81-75
1987	Indiana, L 66-69, W 69-67
1981	Indiana, L 61-78, L 66-69
1980	Louisville, W 77-64
1979	Michigan State, W 57-55, L 62-76
1976	Indiana, L 55-83, L 48-58
1973	UCLA, L 64-71
1967	UCLA, L 82-120
1965	UCLA, W 110-83
1964	UCLA, L 79-83
1963	Loyola-Chicago, L 64-79
1960	Ohio State, L 73-97, L 81-109
1953	Indiana, L 70-74, L 79-91
1951	Kentucky, L 74-76
1949	Kentucky, L 47-76
1941	Wisconsin, L 30-46
1940	Indiana, L 36-38

# ILLINOIS NCAA TOURNAMENT RECORDS

## NCAA Tournament Team Highs/Lows - Illinois

### Field Goals

39 vs. Louisville, 3/24/89  
38 vs. North Carolina State, 3/22/51  
37 vs. Syracuse, 3/26/89  
35 vs. Cincinnati, 3/21/04  
35 vs. Northwestern State, 3/18/01  
35 vs. Fairfield, 3/14/86

### Field Goal Attempts

103 vs. Yale, 3/21/49  
81 vs. Louisville, 3/24/89  
80 vs. Loyola-Chicago, 3/16/63  
77 vs. Dayton, 3/21/52  
75 vs. Oregon State, 3/26/49

### Field Goal Percentage

.615 (35-55) vs. Cincinnati, 3/21/04  
.607 (37-61) vs. Syracuse, 3/26/89  
.596 (31-52) vs. USC, 3/14/97  
.587 (27-46) vs. Maryland, 3/22/84  
.586 (34-58) vs. San Diego St., 3/15/02  
.577 (30-52) vs. Northeastern, 3/15/85

### 3-Point Field Goals

16 vs. Arizona, 3/26/05  
13 vs. San Diego State, 3/15/02  
12 vs. North Carolina, 4/4/05  
12 vs. Louisville, 4/2/05  
11 vs. Cincinnati, 3/21/04  
11 vs. Arizona, 3/25/01

### 3-Point Field Goal Attempts

40 vs. North Carolina, 4/4/05  
35 vs. Arizona, 3/26/05  
30 vs. Louisville, 4/2/05  
28 vs. Florida, 3/19/00  
27 vs. Arizona, 3/25/01  
27 vs. Charlotte, 3/18/01

### 3-Point Field Goal Percentage (min. 10 att.)

.579 (11-19) vs. Cincinnati, 3/21/04  
.526 (10-19) vs. Northwestern St., 3/18/01  
.520 (13-25) vs. San Diego State, 3/15/02  
.500 (5-10) vs. South Alabama, 3/12/98  
.500 (5-10) vs. Long Beach St., 3/18/93

### Free Throws Made

29 vs. Oklahoma A&M, 3/22/51  
23 vs. USC, 3/14/97  
23 vs. Santa Clara, 3/26/52  
22 vs. Kentucky, 3/24/51  
21 vs. South Alabama, 3/12/98

### Free Throw Attempts

37 vs. Oklahoma A&M, 3/22/51  
35 vs. Kentucky, 3/24/51  
32 vs. Santa Clara, 3/26/52  
32 vs. Dayton, 3/21/52  
30 vs. Maryland, 3/22/84

### Free Throw Percentage

.917 (11-12) vs. Oregon State, 3/26/49  
.889 (16-18) vs. NW State, 3/18/01  
.882 (15-17) vs. Wyoming, 3/14/81  
.857 (12-14) vs. West. Kentucky, 3/20/03  
.826 (19-23) vs. Michigan, 4/1/89  
.824 (14-17) vs. Georgia, 3/17/85

### Rebounds

50 vs. Dayton, 3/15/90  
50 vs. Bowling Green State, 3/15/63  
49 vs. Loyola-Chicago, 3/16/63  
45 vs. Kansas, 3/23/01  
45 vs. Louisville, 3/24/89

### Assists

27 vs. Northwestern State, 3/18/01  
26 vs. v. Cincinnati, 3/21/04

24 vs. San Diego State, 3/15/02  
22 vs. Louisville, 3/24/89  
21 vs. Louisville, 4/2/05  
21 vs. Arizona, 3/26/05  
21 vs. USC, 3/14/97  
21 vs. Ball State, 3/18/89  
21 vs. Northeastern, 3/15/85

### Fewest Turnovers

4 vs. Cincinnati, 3/21/04  
4 vs. Fairfield, 3/14/86  
5 vs. Alabama, 3/16/86  
6 vs. South Alabama, 3/12/98  
6 vs. Maryland, 3/22/84  
7 vs. Louisville, 4/2/05  
7 vs. Kentucky, 3/24/84  
7 vs. Kansas State, 3/19/81

### Blocked Shots

6 vs. Creighton, 3/17/02  
6 vs. San Diego State, 3/15/02  
5 vs. Murray State, 3/19/04  
5 vs. Austin Peay, 3/12/87  
4 vs. Western Kentucky, 3/20/03  
4 vs. Ball State, 3/18/89

### Steals

13 vs. South Alabama, 3/12/98  
12 vs. Arizona, 3/26/05  
11 vs. Western Kentucky, 3/20/03  
11 vs. San Diego State, 3/15/02  
11 vs. Kansas, 3/23/01  
11 vs. Louisville, 3/24/89  
11 vs. McNeese State, 3/16/89

### Points

96 vs. Northwestern State, 3/18/01  
93 vs. San Diego State, 3/15/02  
92 vs. Cincinnati, 3/21/04  
90 vs. Arizona, 3/26/05  
90 vs. USC, 3/14/97  
89 vs. Syracuse, 3/26/89  
86 vs. Dayton, 3/15/90

### 50-Point Halves

53 vs. San Diego State (2nd), 3/15/02  
52 vs. NW State (2nd), 3/18/01  
51 vs. Arizona (2nd), 3/25/01  
51 vs. McNeese State (2nd), 3/16/89  
50 vs. Dayton (2nd), 3/15/90  
50 vs. Syracuse (2nd), 3/26/89

### Fewest Points

34 vs. Penn State, 3/21/42  
44 vs. Kentucky, 3/20/42  
47 vs. Kentucky, 3/22/49  
49 vs. Utah, 3/17/83

### Fewest Field Goals

12 vs. Penn State, 3/21/42  
16 vs. Oklahoma A&M, 3/22/51  
18 vs. Kentucky, 3/20/42  
19 vs. South Alabama, 3/12/98

### Fewest Field Goal Attempts

41 vs. South Alabama, 3/12/98  
45 vs. Creighton, 3/17/02  
46 vs. Maryland, 3/22/84  
47 vs. Georgia Tech, 3/21/85  
49 vs. Nevada, 3/19/05  
49 vs. Penn., 3/17/00

### Lowest FG Percentage

.226 (12-53) vs. Penn State, 3/21/42  
.275 (19-69) vs. Kentucky, 3/22/49  
.282 (29-103) vs. Yale, 3/21/45  
.307 (23-75) vs. Oregon State, 3/26/49

### Fewest Points / Half

13 (2nd) vs. Penn State, 3/21/42  
21 (1st) vs. Penn State, 3/21/42  
22, four times, last vs. Kentucky  
(1st), 3/24/84

### Fewest Free Throws Made

0 vs. Alabama, 3/16/86  
1 vs. Penn State, 3/21/42  
2 vs. Kansas State, 3/19/81

### Fewest Free Throw Attempts

0 vs. Alabama, 3/16/86  
3 vs. Kansas State, 3/19/81  
6 vs. North Carolina, 4/4/05  
6 vs. Maryland, 3/14/98

### Low Free Throw Percentage

.000 (0-0) vs. Alabama, 3/16/86  
.100 (1-10) vs. Penn State, 3/21/42  
.363 (4-11) vs. Louisville, 3/24/89

### Fewest 3-Point Field Goals

0 vs. Texas-San Antonio, 3/18/88  
0 vs. Austin Peay, 3/12/87  
1, three times, last vs. Louisville, 3/24/89

### Fewest 3-Point Field Goal Attempts

1 vs. Texas-San Antonio, 3/18/88  
2 vs. Villanova, 3/20/88  
4 vs. Syracuse, 3/26/89

### Low 3-Point Field Goal Percentage

.000 (0-1) vs. Texas-S.A., 3/18/88  
.000 (0-7) vs. Austin Peay, 3/12/87  
.125 (1-8) vs. McNeese State, 3/18/89

### Fewest Rebounds

16 vs. South Alabama, 3/12/98  
21 vs. Cincinnati, 3/21/04  
21 vs. UT-Chattanooga, 3/16/97  
21 vs. Kentucky, 3/24/84

### Fewest Assists

7 vs. Tulsa, 3/17/95  
8 vs. Villanova, 3/20/88  
10 vs. Kansas, 3/23/01  
10 vs. Penn., 3/17/00

### Fewest Blocked Shots

0 vs. Louisville, 4/2/05  
0 vs. Long Beach State, 3/18/93  
0 vs. Syracuse, 3/26/89  
0 vs. Maryland, 3/22/84

### Fewest Steals

1 vs. Kansas State, 3/19/81  
2 vs. Maryland, 3/14/98  
2 vs. USC, 3/14/97

### Largest Winning Margin

41 vs. Northwestern State, 3/18/01  
29 vs. San Diego State, 3/15/02  
24 vs. Cincinnati, 3/21/04  
24 vs. Fairfield, 3/14/86  
19 vs. Murray State, 3/19/04  
19 vs. Northeastern, 3/15/85  
19 vs. Dayton, 3/21/52

### Largest Losing Margin

17 vs. Florida, 3/19/00  
17 vs. Vanderbilt, 3/20/93  
15 vs. Loyola-Chicago, 3/16/63  
12 vs. UT-Chattanooga, 3/16/97

### Most Points in a Loss

86 vs. Dayton (88), 3/15/90  
81 vs. Arizona (87), 3/25/01  
81 vs. Michigan (83), 4/1/89

### Most Points Allowed

93, Florida, 3/19/00  
89, Arizona, 3/26/05  
88, Dayton, 3/15/90  
87, Arizona, 3/25/01  
83, Michigan, 4/1/89

## NCAA Tournament Individual Lists - Illinois

### 20+ Point Games

25, Don Sunderlage vs. Columbia, 3/20/51  
22, Ted Beach vs. Columbia, 3/20/51  
21, Don Sunderlage vs. North Carolina State, 3/22/51  
20, Don Sunderlage vs. Kentucky, 3/24/51  
21, Rod Fletcher vs. Kentucky, 3/24/51  
25, John Kerr vs. Santa Clara, 3/26/52  
20, Dave Downey vs. Bowling Green State, 3/15/63  
21, Bill Burwell vs. Bowling Green State, 3/15/63  
20, Dave Downey vs. Loyola-Chicago, 3/16/63  
23, Ken Norman vs. Northeastern, 3/15/85  
24, Doug Altenberger vs. Georgia Tech, 3/21/85  
22, Anthony Welch vs. Fairfield, 3/14/86  
21, Lowell Hamilton vs. Texas-San Antonio, 3/18/88  
24, Nick Anderson vs. Ball State, 3/18/89  
24, Nick Anderson vs. Louisville, 3/24/89  
24, Nick Anderson vs. Syracuse, 3/26/89  
28, Kenny Battle vs. Syracuse, 3/26/89  
29, Kenny Battle vs. Michigan, 4/1/89  
28, Kendall Gill vs. Dayton, 3/15/90  
20, Deon Thomas vs. Long Beach State, 3/18/93  
24, Kiwane Garris vs. Tulsa, 3/17/95  
27, Kiwane Garris vs. USC, 3/14/97  
20, Chris Gandy vs. USC, 3/14/97  
21, Frank Williams vs. Penn., 3/17/00  
27, Cory Bradford vs. Florida, 3/19/00  
30, Frank Williams vs. Kansas, 3/23/01  
25, Robert Archibald vs. Arizona, 3/25/01  
22, Cory Bradford vs. Arizona, 3/25/01  
25, Frank Williams vs. San Diego St., 3/15/02  
20, Frank Williams vs. Creighton, 3/17/02  
21, Dee Brown vs. Murray State, 3/19/04  
31, Deron Williams vs. Cincinnati, 3/21/04  
22, Roger Powell vs. Cincinnati, 3/21/04  
23, James Augustine vs. Nevada, 3/19/05  
21, Dee Brown vs. Wisconsin-Milwaukee, 3/24/05  
21, Deron Williams vs. Wisconsin-Milwaukee, 3/24/05  
22, Deron Williams vs. Arizona, 3/26/05  
20, Luther Head vs. Arizona, 3/26/05

# ILLINOIS NCAA TOURNAMENT RECORDS

- 20 Roger Powell vs.  
Louisville, 4/2/05
- 20 Luther Head vs.  
Louisville, 4/2/05
- 21 Luther Head vs.  
North Carolina, 4/4/05

## Chronological Single-Game Scoring Record

- 15, Ken Menke vs.  
Kentucky, 3/20/42
- 15, Don Sunderlage vs.  
Penn State, 3/21/49
- 15, Walter Osterkorn vs.  
Penn State, 3/21/49
- 17, Walter Osterkorn vs.  
Oregon State, 3/26/49
- 18, Don Sunderlage vs.  
Kansas State, 3/14/51
- 25, Don Sunderlage vs.  
Columbia, 3/20/51
- 26, John Kerr vs.  
Santa Clara, 3/26/52
- 28, Kenny Battle vs.  
Syracuse, 3/26/89
- 29, Kenny Battle vs.  
Michigan, 4/1/89
- 30, Frank Williams vs.  
Kansas, 3/23/01
- 31, Deron Williams vs.  
Cincinnati, 3/21/04

## Double-Figure Rebounds

- 12, Dave Downey vs.  
Bowling Green State, 3/15/63
- 11, Bill Burwell vs.  
Bowling Green State, 3/15/63
- 12, Skip Thoren vs.  
Bowling Green State, 3/15/63
- 14, Efreem Winters vs.  
Villanova, 3/18/84
- 12, Ken Norman vs.  
Austin Peay, 3/12/87
- 12, Nick Anderson vs.  
McNeese State, 3/16/89
- 16, Nick Anderson vs.  
Syracuse, 3/26/89
- 10, Deon Thomas vs.  
Georgetown, 3/18/94
- 12, Jens Kujawa vs.  
Villanova, 3/20/88
- 12, Shelly Clark vs.  
Tulsa, 3/17/95
- 13, Jarrod Gee vs.  
Maryland, 3/14/98
- 10, Marcus Griffin vs.  
Penn, 3/17/00
- 10, Frank Williams vs.  
Charlotte, 3/18/01
- 10, Sergio McClain vs.  
Kansas, 3/23/01
- 10, Robert Archibald vs.  
Kansas, 3/22/02
- 10, Brian Cook vs.  
Western Kentucky, 3/20/03
- 16, Brian Cook vs.  
Notre Dame, 3/22/03
- 15, James Augustine vs.  
Fairleigh Dickinson, 3/17/05
- 10, James Augustine vs.  
Nevada, 3/19/05
- 10, James Augustine vs.  
Wisconsin-Milwaukee, 3/24/05
- 11, James Augustine vs.  
Louisville, 4/2/05
- 14, Roger Powell vs.  
North Carolina, 4/4/05

## Double-Figure Assists

- 11, Bruce Douglas vs.  
Kentucky, 3/24/84
- 11, Bruce Douglas vs.  
Georgia, 3/17/85

- 12, Kiwane Garris vs.  
USC, 3/14/97
- 10, Deron Williams vs.  
Nevada, 3/19/05
- 10, Deron Williams vs.  
Arizona, 3/26/05

## Free Throws Made

- 16, Kiwane Garris vs.  
USC, 3/14/97
- 12, Robert Archibald vs.  
Arizona, 3/25/01
- 9, James Breder vs.  
Dayton, 3/21/52
- 9, Don Sunderlage vs.  
Oklahoma A&M, 3/22/51

## Free Throw Attempts

- 17, Kiwane Garris vs.  
USC, 3/14/97
- 13, Robert Archibald vs.  
Arizona, 3/25/01
- 12, Kevin Turner vs.  
South Alabama, 3/12/98

## 3-Point Field Goals

- 6, Luther Head vs.  
Louisville, 4/2/05
- 6, Deron Williams vs.  
Cincinnati, 3/21/04
- 6, Cory Bradford vs.  
Arizona, 3/25/01
- 5, Luther Head vs.  
North Carolina, 4/4/05
- 5, Deron Williams vs.  
Arizona, 3/26/05
- 5, Luther Head vs.  
Arizona, 3/26/05
- 5, Dee Brown vs.  
Wisconsin-Milwaukee, 3/24/05
- 5, Frank Williams vs.  
San Diego State, 3/15/02
- 5, Cory Bradford vs.  
Florida, 3/19/00
- 5, Kendall Gill vs.  
Dayton, 3/15/90

## 3-Point Field Goal Attempts

- 16, Luther Head vs.  
North Carolina, 4/4/05
- 12, Luther Head vs.  
Arizona, 3/26/05
- 11, Luther Head vs.  
Louisville, 4/2/05
- 11, Cory Bradford vs.  
Arizona, 3/25/01
- 11, Richard Keene vs.  
Vanderbilt, 3/26/93
- 10, Deron Williams vs.  
North Carolina, 4/4/05
- 10, Cory Bradford vs.  
Florida, 3/19/00

## Field Goals Made

- 12, Kenny Battle vs.  
Syracuse, 3/26/89
- 12, Nick Anderson vs.  
Louisville, 3/24/89
- 11, Frank Williams vs.  
Kansas, 3/23/01
- 11, Anthony Welch vs.  
Fairfield, 3/14/86

## Field Goal Attempts

- 24, Frank Williams vs.  
Kansas, 3/23/01
- 23, Brian Cook vs. Notre Dame,  
3/22/03
- 22, Nick Anderson vs.  
Louisville, 3/24/89
- 22, Dave Downey vs.  
Loyola-Chicago, 3/16/63

- 21, Luther Head vs.  
North Carolina, 4/4/05
- 21, Rod Fletcher vs.  
Duquesne, 3/22/52

## Illinois Double-Doubles (Pts-Reb unless noted)

- Dave Downey, 20-12 vs.  
Bowling Green State, 3/15/63
- Bill Burwell, 21-11 vs.  
Bowling Green State, 3/15/63
- Skip Thoren, 10-12 vs.  
Bowling Green State, 3/15/63
- Efreem Winters, 12-14 vs.  
Villanova, 3/18/84
- Ken Norman, 17-12 vs.  
Austin Peay, 3/12/87
- Nick Anderson, 13-12 vs.  
McNeese State, 3/16/89
- Nick Anderson, 24-16 vs.  
Syracuse, 3/26/89
- Deon Thomas, 19-10 vs.  
Georgetown, 3/18/94
- Shelly Clark, 13-12 vs.  
Tulsa, 3/17/95
- Kiwane Garris, 27-12 assists vs.  
USC, 3/14/97
- Jerry Gee, 14-13 vs.  
Maryland, 3/14/98
- Marcus Griffin, 17-10 vs.  
Penn, 3/17/00
- Frank Williams, 11-10 vs.  
Charlotte, 3/18/01
- Sergio McClain, 10-10 vs.  
Kansas, 3/23/01
- Robert Archibald, 15-10 vs.  
Kansas, 3/22/02
- Brian Cook, 17-10 vs.  
Western Kentucky, 3/20/03
- Brian Cook, 19-16 vs.  
Notre Dame, 3/22/03
- James Augustine, 11-15 vs.  
Fairleigh Dickinson, 3/17/05
- James Augustine, 23-10 vs.  
Nevada, 3/19/05
- Deron Williams, 15-10 assists vs.  
Nevada, 3/19/05
- James Augustine, 11-10 vs.  
Wisconsin-Milwaukee, 3/24/05
- Deron Williams, 22-10 assists vs.  
Arizona, 3/26/05

## Opponent Records

### Opponent Points

- 33, Jerry Harkness, Loyola-Chicago,  
3/16/63
- 32, Joah Tucker, Wisconsin-  
Milwaukee, 3/24/05
- 29, Billy McCaffrey, Vanderbilt,  
3/20/93
- 29, Jim Tucker, Duquesne, 3/22/52
- 29, Jack Stone, Kansas State, 3/14/51
- 28, Glen Rice, Michigan, 4/1/89
- 28, Bill Spivey, Kentucky, 3/24/51

### Opponent Rebounds

- 19, Vic Rouse, Loyola-Chicago,  
3/16/63
- 16, Loy Vaught, Michigan, 4/1/89
- 15, Leslie Hunter, Loyola-Chicago,  
3/16/63
- 14, Torin Francis, Notre Dame,  
3/22/03
- 14, Sam Bowie, Kentucky, 3/24/84
- 14, Ed Pickney, Villanova, 3/18/84
- 14, Ed Neely, Kansas State, 3/19/81

### Opponent Field Goals

- 13, Jerry Harkness, Loyola-Chicago,  
3/16/63
- 13, Jack Stone, Kansas State, 3/14/51
- 12, Joah Tucker, Wisconsin-  
Milwaukee, 3/24/05
- 11, Channing Frye, Arizona, 3/26/05
- 11, Gordon Klaiber, Fairleigh-  
Dickinson, 3/17/05
- 11, Reggie Lewis, Northeastern,  
3/15/85
- 11, Jim Tucker, Duquesne, 3/22/52
- 11, Bill Spivey, Kentucky, 3/24/51

### Opponent Field Goal Att.

- 31, Jim Tucker, Duquesne, 3/22/52
- 28, Reggie Lewis, Northeastern,  
3/15/85
- 28, Tony Lavelli, Yale, 3/21/49

### Opponent 3-Point Field Goals

- 6, Al Faux, San Diego St., 3/15/02
- 5, Dan Miller, Notre Dame,  
3/22/03
- 5, Shea Seals, Tulsa, 3/17/95
- 5, Tab Harris, McNeese State,  
3/16/89
- 5, Darryl Bedford, Austin Peay,  
3/12/87

### Opponent 3-Point Field Goal Attempts

- 14, Ed McCants, Wisconsin-  
Milwaukee, 3/24/05
- 13, Darryl Bedford, Austin-Peay,  
3/12/87
- 11, Matt Langel, Penn, 3/17/00
- 10, Pat Sparks, Western Kentucky,  
3/20/03
- 10, Billy McCaffrey, Vanderbilt,  
3/20/93

### Opponent Assists

- 12, Rumeel Robinson, Michigan,  
4/1/89
- 10, Terry Coner, Alabama, 3/16/85
- 10, Keith Gatlin, Maryland, 3/22/84


### Opponent Points Scored

- 93, Florida, 3/19/00
- 89, Arizona, 3/26/05
- 88, Dayton, 3/15/90
- 87, Arizona, 3/25/01
- 83, Michigan, 4/1/89



# UNIVERSITY OF ILLINOIS

Since its founding in 1867, the University of Illinois at Urbana-Champaign has earned a reputation of international stature. Its distinguished faculty, outstanding resources, breadth of academic programs and research disciplines, and large, diverse student body constitute an educational community ideally suited for scholarship and research.



*Foellinger Auditorium is located on the south end of the Quad.*

Among the University's most significant resources is its talented and highly respected faculty. Many are recognized for exceptional scholarship with memberships in the American Academy of Arts and Sciences, the National Academy of Sciences, and the National Academy of Engineering; with the National Medal of Science and the Fields Medal in Mathematics; as National Science Foundation Young Investigators and as recipients of Presidential Early Career Awards for Scientists and Engineers; and by such organizations as the National Endowment for the Humanities, Guggenheim Memorial Foundation, National Academy of Education, and the Alfred P. Sloan Foundation.

Academic resources on campus are among the finest in the world. The University Library is the largest public university collection in the world, housing 22 million items in the main library and in the more than 40 departmental libraries and units. The library's computerized cataloging system was the first in the world to serve as the primary access to a large academic library. More than one million users worldwide access the online catalog each week.

A world leader in supercomputing design and applications, the University is home to the National Center for Supercomputing Applications, developer of the hypermedia browser Mosaic, which revolutionized the use of the World Wide Web. Students have access to thousands of computer terminals in classrooms, residence halls, and campus libraries for use in classroom instruction, study, and research.

Students and scholars find the University an ideal place to conduct inter- and multidisciplinary research. The most visible example of the University's commitment to such study is the Beckman Institute for Advanced Science and Technology, where eighteen research groups from sixteen University departments work within and across three broadly defined themes: biological intelligence, human-computer intelligent interaction, and molecular and electronic nanostructures. The University has a fundamental commitment to undergraduate education. Over 28,000 undergraduate students are enrolled in nine undergraduate divisions, which together

offer some 4,000 courses in more than 150 fields of study. The divisions are the College of Agricultural, Consumer and Environmental Sciences; College of Applied Life Studies; College of Business; College of Communications; College of Education; College of Engineering; College of Fine and Applied Arts; College of Liberal Arts and Sciences; and Institute of Aviation.

Undergraduate admission is highly selective. In a typical freshman class, students in the middle 50% had ACT scores between 25 and 30 and ranked between the 83rd and 96th percentiles of their high school graduating classes.

The University enrolls over 9,000 graduate and professional students in more than 100 disciplines. It is among the top five universities in number of earned doctorates awarded annually in the United States.

Also integral to the University's mission is a commitment to public engagement.

Each year about 65,000 Illinois residents participate in scores of conferences, institutes, credit and noncredit courses, and workshops presented on campus and statewide. The University's Cooperative Extension Service comes into contact with nearly two million Illinois residents, providing 4-H, nutrition intervention, and other programs in rural and urban settings.

Research and class projects take students and professors outside their



classrooms and laboratories to share expertise and technical support with Illinois farmers, manufacturing firms, and businesses. In a typical year, student volunteers log more than 60,000 volunteer hours in blood drives, day care centers, prisons, senior citizen centers, and tutoring programs.

Another prime indicator of the University's excellence is the success of its alumni: 13 alumni are Nobel laureates and another 18 have won Pulitzer Prizes.

A major center for the arts, the campus attracts dozens of nationally and internationally renowned artists each year to its widely acclaimed Krannert Center for the Performing Arts. Designed by alumnus Max Abramovitz, an architect of New York City's Lincoln Center, the facility has four indoor theaters and an outdoor amphitheater. Together, they host more than 350 performances each year. The University also supports two major museums: the Krannert Art Museum and Kinkead Pavilion, second only to the Art

Institute of Chicago among Illinois public art museums; and the Spurlock Museum, a museum of world history and culture.

Other major facilities include the multipurpose Assembly Hall, which hosts concerts, convocations, theater, and sporting events; Memorial Stadium, site of Big Ten Conference football games; and the Intramural-Physical Education Building, one of the largest recreational facilities of its kind on a university campus.

Located in east central Illinois in the twin cities of Urbana and Champaign (combined population 100,000), the University of Illinois at Urbana-Champaign is the state's flagship public university.




*The Illini Union, located at the north end of the Quad.*

## SELECTED RANKINGS

*How good is the University of Illinois at Urbana-Champaign? The rankings presented here show that the U of I is indeed a world-class institution.*

- *U.S. News & World Report* rates Illinois as one of the Top-10 public national universities that grant doctoral degrees, according to a 2001 ranking of America's best colleges.
- Illinois is among the nation's Top-20 universities that grant doctoral degrees, according to an Associated Press compilation of 1995 rankings by the National Research Council.
- *Kiplinger's Personal Finance* ranks Illinois ninth in its "100 Best Values in Public Colleges" for 2000.
- The 2002 *Fiske Guide to Colleges* views Illinois as one of the 43 "best buys" based on the quality of the academic offering in relation to the cost of attendance.
- Money magazine's 1998 guide to colleges ranks Illinois 18th in a list of the top 100 schools providing the best education for the money.
- In 1998, *Science Watch* ranked Illinois fifth in the nation for its scientific impact on agricultural science from a field of the Top-100 federally funded universities in the United States.
- The University Library houses the largest public university library in the world, with more than 21 million items in the main library and over 40 departmental libraries and divisions. More than one million patrons from around the world use the online catalog each week.
- Grainger Engineering Library Information Center is the largest engineering library in the country and one of the world's most technologically advanced information management and retrieval centers.
- *New Mobility* magazine ranked Illinois first among "disability-friendly colleges" in 1998.
- A 1995 study by the National Research Council placed 10 Illinois doctoral programs within the Top-10 nationwide.
- According to rankings in *U.S. News & World Report* in 2002 (unless otherwise noted):
  - The College of Commerce and Business Administration ranks in the top 50 graduate colleges for business and ties for ninth for undergraduate business education (2001).
  - The graduate program in the College of Education ranks 14th in the nation.
  - Illinois' graduate program in engineering is fifth in the country, and its undergraduate program is tied at fourth (2001).
  - The College of Fine and Applied Arts is tied for tenth among graduate programs in the country (1997).
  - The College of Law ranks 25th among the nation's 175 accredited law schools.
  - The Graduate School of Library and Information Science's program is tied for first in the nation (1999).
  - The College of Veterinary Medicine is tied for 12th in the country (2000).
- Several undergraduate programs rank in the top 25 in the country (2001): Accountancy—1; Aeronautical engineering—8; Business management—14; Chemical engineering—8; Civil engineering—2; Computer engineering—5; Electrical engineering—2; Environmental engineering—3; Industrial engineering—12; Insurance/risk management—10; Marketing—10; Materials science—2; Mechanical engineering—6; Nuclear engineering—4; Production/operations management—14



# BRUCE WEBER

The Illinois basketball program has enjoyed unprecedented success both in the Big Ten and nationally under Head Coach Bruce Weber, whom in his third season at the helm of the Illini has guided the team to another stellar record. Despite losing three starters and 63 percent of its scoring from last year's NCAA runner-up squad, Weber has directed the 2005-06 Illini to a third consecutive

25-win season, a second-place finish in the Big Ten, and a current top-15 national ranking.

A finalist for the Jim Phelan National Coach of the Year Award again this year, Weber's 88 victories during his Illinois tenure are the most ever by a Big Ten coach in his first three seasons, and are the second-most wins ever by a Big Ten coach over any period of three-straight seasons. Weber ranks as the second-winningest coach in the nation over the last five seasons, totaling 140 victories.

Weber has won 73.5 percent of his games during his tenure as a head coach (191-69), which is the seventh best winning percentage in the nation among active Div. I coaches. Weber's 191 victories rank as the third-most wins by a coach in NCAA Div. I history through eight seasons.

The 2004-05 season will be remembered as the greatest in Fighting Illini history, in a remarkable year where Illinois celebrated its centennial season of basketball. Under the direction of Weber, the Illini reeled off 29 straight wins to start the year, tying the 12th-best start in NCAA Div. I history and the third-best start in Big Ten history. Illinois also secured its second-straight outright Big Ten championship with a 15-1 league record, as Weber became the first coach in the 100-year history of Big Ten basketball to win consecutive outright titles in his first two seasons. Illinois then added a Big Ten Tournament championship in addition to its regular season title.

Illinois won 37 games on the year to tie the NCAA record for victories in a season. The UI made its first Final Four appearance in 16 years and advanced to the NCAA Championship game for the first time in school history, finishing as the national runner-up. The Illini were ranked No. 1 in the nation for 15 straight weeks, including a first-ever No. 1 ranking in the final *Associated Press* poll.

With all that Illinois accomplished during the season, it's no surprise that Weber swept the 2005 National Coach of the Year awards, claiming the following: the Naismith Award, the most prestigious coaching award in college basketball; the Henry Iba Award, presented by the U.S. Basketball Writers Association; and, the Adolph F. Rupp Cup. Weber was also named National Coach of the Year by the NABC, *Associated Press*, *The Sporting News*, *Basketball Times* and CBS/Chevrolet.

It took just one season for Weber to etch his name in the Big Ten and Illinois record books after leading the Fighting Illini to its first outright Big Ten title in 52 years during the 2003-04 season. In leading his young team that featured just one senior on the roster, Weber became just the third coach in the history of the Big Ten to win an outright title in his first season at a school. Illinois had to win 10 straight to end the regular season to claim the championship, includ-

ing six-straight wins on the road.

Illinois' 26 wins in 2003-04 tie the fourth-winningest season in school history, and Weber also led Illinois to the Sweet Sixteen with NCAA Tournament victories over Murray State and Cincinnati.

Weber took charge as the 16th Fighting Illini men's basketball coach on April 30, 2003, after spending the previous five seasons as head

## BRUCE WEBER'S CAREER COACHING RECORD

### ASSISTANT COACH

**Western Kentucky University (1980), Head Coach Gene Keady**

	<u>Overall Record</u>	<u>Postseason Play</u>
1979-80	21-8 (.724)	NCAA, OVC Champs

**Purdue University (1981-1998), Head Coach Gene Keady**

	<u>Overall Record</u>	<u>Postseason Play</u>
1980-81	21-11 (.656)	NIT Final Four
1981-82	18-14 (.563)	NIT Runner-Up
1982-83	21-9 (.700)	NCAA 2nd Round
1983-84	22-7 (.759)	NCAA, Big Ten Champs
1984-85	20-9 (.690)	NCAA
1985-86	22-10 (.688)	NCAA
1986-87	25-5 (.833)	NCAA 2nd Round, Big Ten Champs
1987-88	29-4 (.879)	NCAA Sweet 16, Big Ten Champs
1988-89	15-16 (.484)	
1989-90	22-8 (.733)	NCAA 2nd Round
1990-91	17-12 (.586)	NCAA
1991-92	18-15 (.545)	NIT
1992-93	18-10 (.643)	NCAA
1993-94	29-5 (.853)	NCAA Elite Eight, Big Ten Champs
1994-95	25-7 (.781)	NCAA 2nd Round, Big Ten Champs
1995-96	26-6 (.813)	NCAA 2nd Round, Big Ten Champs
1996-97	18-12 (.600)	NCAA 2nd Round
<u>1997-98</u>	<u>28-8 (.778)</u>	<u>NCAA Sweet 16</u>
18 Years	394-168 (.701)	

### HEAD COACH

**Southern Illinois University (1999-2003)**

	<u>Overall Record</u>	<u>Postseason Play</u>
1998-99	15-12 (.556)	
1999-2000	20-13 (.606)	NIT
2000-01	16-14 (.533)	
2001-02	28-8 (.778)	NCAA Sweet 16, MVC Champs
<u>2002-03</u>	<u>24-7 (.774)</u>	<u>NCAA, MVC Champs</u>
Five Years	103-54 (.656)	

**University of Illinois (2004-2006)**

	<u>Overall Record</u>	
2003-04	26-7 (.815)	NCAA Sweet 16, Big Ten Champs
2004-05	29-1 (.967)	NCAA Runner-Up; Big Ten Champs; Big Ten Tourney Champs
<u>2005-06</u>	<u>25-6 (.806)</u>	
Three Years	88-15 (.854)	

8-Year Head Coaching Record	.....191-69 (.735)
Big Ten Record	.....39-9 (.813)
Big Ten Tournament Record	.....5-2 (.714)
NCAA Tournament Record	.....9-4 (.692)
Assistant Coaching Record	.....415-176 (.702)
Total Division I Coaching Record	...605-245 (.712)



## THE WEBER FILE

coach at Southern Illinois University. He led the Salukis to the top of the Missouri Valley Conference with championships in 2002 and 2003 before continuing the trend at Illinois where the Illini have won outright Big Ten titles in two of his first three seasons.

Energetic and personable, Weber has appeared on numerous national radio and television programs. Fame and success have not changed him, as he remains generous and humble. On road trips, no job is beneath him as he often helps team managers load the bus or passes out drinks and sandwiches to his players and staff. Weber's warm personality has made him a popular figure in the state of Illinois, as he is a frequent guest at civic clubs, booster club meetings, golf outings and many other speaking engagements.

In his five seasons at SIU, Weber took the Saluki program to the top of the Missouri Valley Conference, winning league titles in 2002 and 2003. He posted records of 28-8 and 24-7 in his last two seasons, leading the Salukis to back-to-back NCAA Tournament appearances, including a run to the Sweet Sixteen in 2002 with wins over Texas Tech and Georgia at the United Center in Chicago. His .689 (62-28) winning percentage in MVC play ranked 12th in the long history of the league. Weber earned Missouri Valley Conference Coach-of-the-Year honors following the 2003 season.

The trademark of the Bruce Weber-led teams has been fundamentally sound defense, holding opponents to 40 percent shooting from the field in 2002 and 2003, 42 percent in 2004, 41 percent last season, and 40 percent this season. Illinois leads the Big Ten and ranks sixth in the nation this season in scoring defense, giving up an average of only 58.1 points. On the offensive end, the Salukis averaged 75.5 points in 2002 and 74.5 points in 2003, while Illinois led the Big Ten in scoring in 2004, averaging 72.8 points, and ranked second last season, averaging 77 points.

At the age of 49, Weber has 26 years of coaching experience at the collegiate level with one season at Western Kentucky under Keady before moving with the long-time Boilermaker coach to West Lafayette the following year. He was named the Southern Illinois head coach prior to the 1998-99 season. In his one season at Western Kentucky, the Hilltoppers won the Ohio Valley Conference and advanced to the NCAA Tournament. In Weber's 18 years at Purdue, the Boilermakers won six Big Ten titles, played in 14 NCAA Tournaments and had three NIT appearances. His association with Keady also allowed Weber to gain experience on the international level. He was an assistant coach for the USA Team at the World University Games in 1989 and head court coach for the Pan American team trials in 1991. Weber assisted Gene Keady in preparation for the Jones Cup, World University Games and Pan American Games.

Born Oct. 19, 1956, the Milwaukee-native began his career as a volunteer assistant coach at Madison High School in Milwaukee and a varsity assistant at Marquette University High School.

Weber earned a bachelor's degree in education from Wisconsin-Milwaukee in 1978 and a master's degree in education administration and physical education from Western Kentucky in 1981.

Bruce and his wife, Megan, have three daughters, Hannah, Christy and Emily.

## COACHING EXPERIENCE

- 2004-06 University of Illinois, Head Coach
- 1999-03 Southern Illinois University, Head Coach
- 1981-98 Purdue University, Assistant Coach
- 1980 Western Kentucky University, Assistant Coach

## COACHING HONORS

- 2005 Naismith Men's College Coach of the Year
- 2005 *Associated Press* National Coach of the Year
- 2005 Adolph F. Rupp Cup Recipient
- 2005 Henry Iba Award Winner (USBWA)
- 2005 NABC National Coach of the Year
- 2005 Chevrolet/CBS National Coach of the Year
- 2005 *The Sporting News* National Coach of the Year
- 2005 *Basketball Times* National Coach of the Year
- 2005 Victor Awards National Coach of the Year
- 2005 Nike Championship Basketball Clinic Coach of the Year
- 2005 Big Ten Coach of the Year
- 2003 Missouri Valley Conference Coach of the Year

## EDUCATION

- Milwaukee John Marshall High School, 1974
- University of Wisconsin-Milwaukee, B.S. in Education, 1978
- Western Kentucky University, M.S. in Education Administration and Physical Education, 1981

## PERSONAL

- Born Oct. 19, 1956, Milwaukee, Wis.
- Wife: Megan; Children: Hannah, Christy and Emily

## COACHING EXPERIENCE

## 1980 - WESTERN KENTUCKY UNIVERSITY

Assistant coach at Western Kentucky under Gene Keady, helping the Hilltoppers to a 21-8 record and NCAA Tournament Appearance.

## 1981-98 - PURDUE UNIVERSITY

Followed Gene Keady and served as assistant coach for 18 years • Purdue had an overall 394-168 record during that time span • During his 18-year stint, Purdue advanced to postseason play 17 times, including 14 times to the NCAA Tournament and three appearances in the NIT • The Boilers won six Big Ten titles during his 18 seasons.

## 1999-2003 - SOUTHERN ILLINOIS UNIVERSITY

Appointed head coach at Southern Illinois University in April, 1998 • Registered an overall coaching record of 103-54 in five seasons, but over his final two seasons compiled a 52-15 mark • Led SIU to Missouri Valley Conference titles in 2002 and 2003 • Took the Salukis to the 2002 NCAA Sweet 16 with a 28-8 mark • Earned MVC Coach of the Year honors after winning second conference title with 24-7 record in 2003 • Took SIU to the NIT in 2000 with a 20-13 mark • Finished his SIU career with a 62-28 record in MVC play, 12th-best winning percentage (.689) in conference history.

## 2004-06 - UNIVERSITY OF ILLINOIS

Named Illinois' 16th head coach on April 30, 2003 • Directed 2004 Illini to its first outright Big Ten championship since 1952 and led Illinois to the NCAA Sweet 16 • Just the third Big Ten coach ever to win an outright league title in his first season • Led Illini to best start in school history and third best start in Big Ten history with 29-0 beginning to 2005 season • Named Big Ten Coach of the Year after directing Illinois to a second straight outright conference title, becoming the first coach in the 100-year history of Big Ten basketball to win consecutive outright titles in his first two seasons • Also led Illini to 2005 Big Ten Tournament title • Swept 2005 National Coach of the Year awards after leading Illinois to NCAA Runner-Up finish and 37 victories on the season, tying the most wins in a single season in NCAA history • Has directed Illinois to 25 wins and current national top-15 ranking in 2006.

## ILLINOIS ASSISTANT COACHES



# WAYNE McCLAIN

Wayne McClain is in his fifth year with the Fighting Illini coaching staff after a legendary prep career at Peoria Manual High School. He came to Illinois following an illustrious seven-year career as head coach at Manual where he led the

Rams to three-straight AA state championships in his first three years as coach. *USA Today* named his 1997 squad, led by future Illini Sergio McClain, Marcus Griffin and Frank Williams, National High School Champions, and the senior McClain was named National High School Coach of the Year.

The Rams had records of 32-2, 31-2 and 31-1 in his first three seasons as head coach, winning state titles each season. McClain also earned Illinois Basketball Coaches Association Coach of the Year in 1995, '96 and '97. The Rams won Midstate Six Conference titles in each of his first five years as head coach, while Manual also advanced to the Sweet Sixteen of the AA state tournament in 1998 and 1999.

He began his high school career in 1977, serving as an assistant basketball coach to the legendary Dick Van Scyoc for 18 years until being named head coach in 1995. McClain helped the Rams to the first of four straight state titles in 1994. His teaching career includes teaching at the sixth grade level, teaching high school physical education and as the Manual High School Dean of Students.

Wayne's son, Sergio, was a player on all four Manual state championship squads prior to his career at Illinois, where he helped the Illini to two Big Ten titles. While at Manual, McClain coached four future Illini players including Jerry Hester, Marcus Griffin, his son, Sergio, and Frank Williams.

McClain earned a master's degree in physical education at Illinois State University in 1982 while teaching at Manual.

McClain has two children. His son, Sergio, competed four years as a student-athlete on the UI men's basketball team from 1998-2001 and graduated from Illinois, and his daughter, Brindeshie, also graduated from the U of I.



# JAY PRICE

Jay Price is in his third season at Illinois after he joined the Fighting Illini basketball staff on May 14, 2003. In addition to his coaching and scouting responsibilities, Price handles a number of administrative duties for the Illini program.

Price came to Illinois after spending 10 years as an assistant coach at Purdue under Gene Keady. Price served as Purdue's recruiting coordinator and oversaw camps, team travel and scheduling along with his coaching duties. During his time at Purdue the Boilermakers compiled a record of 220-105 (.677), winning three Big Ten championships and earning eight NCAA Tournament berths. Weber and Price worked together as assistants on the Purdue staff for five seasons, from 1994-98.

Price began his coaching career with a two-year stint as an assistant at Oklahoma under former coach Billy Tubbs before going to Purdue. During that time, he also served as manager for the U.S. Olympic men's basketball "Dream Team" while the squad practiced in the United States during the summer of 1992.

A native of Oklahoma City, Okla., Price was a basketball manager at Kansas for four years under former coaches Larry Brown and Roy Williams, serving as head manager for Williams as both a junior and senior. During his time at Kansas, the Jayhawks won the national championship in 1988 and finished as national runner-up in 1991.

Price is currently the vice president of the NABC assistant coaches committee.

Price received a bachelor's degree in journalism from Kansas in 1991. He and his wife, Beth have a daughter, Katherine.





## TRACY WEBSTER

Tracy Webster is in his second season as an assistant coach with the Illini after being hired on May 17, 2004.

A native of Harvey, Ill., Webster came to Illinois after serving as an assistant at Purdue in 2003-04.

Prior to coaching in the Big Ten Conference, Webster spent three seasons as an assistant at Ball State from 2001-03. While in Muncie, Ind., he helped Ball State to the school's first outright Mid-American Conference West Division Championships and the Elite Eight of the National Invitational Tournament in 2002.

Webster was a three-year letterwinner and three-time team captain at the University of Wisconsin from 1992-94. He was team MVP and earned second-team All-Big Ten honors in 1992, was a third-team all-conference pick in '93 and earned honorable mention honors in '94.

Webster is the school record holder for career assists (501) and ranks No. 2 in career steals (183). He also stands 12th on the Badgers' career scoring chart with 1,264 points. He owns two Wisconsin season records, setting marks for 3-point percentage (.490 in 1991-92) and assists (179 in 1992-93).

After wrapping up his playing career, Webster served as the coordinator of community outreach programs at Wisconsin from 1994-97. He began his coaching career as the head freshman and varsity assistant coach at Verona High School in Wisconsin from 1997-98. He then served as an assistant at the Division II level at Wisconsin-Parkside during the 1998-99 season.

Prior to his tenure at Ball State, Webster spent 1999-2000 as the director of Webster Extramural Basketball Productions and as a care coordinator at Willowglen Academy in Milwaukee.

Webster earned his bachelor's degree from Wisconsin in 1995. He is married to the former Shenetta Richardson.



## GARY NOTTINGHAM

Bruce Weber hired Gary Nottingham as assistant to the head coach for the program on June 11, 2003.

Nottingham, who worked with Weber as a graduate assistant at Western Kentucky, was head coach at Glenville State


College from 1983-1997 and at the University of South Carolina-Spartanburg from 1997-2002, compiling an overall record of 272-262. At the end of the 2002 season at Spartanburg, Nottingham ranked among the Top 50 in career wins among the 290 active NCAA Div. II basketball coaches.

Nottingham was just 26 years old when he earned his first head coaching position at Glenville in 1983. He was the 1993 West Virginia Conference Coach of the Year after

leading Glenville to a 21-5 record and No. 18 ranking in NAIA, the school's best season since 1942. The Pioneers finished second in the WVC that season with 17 league wins (a school record), the school's highest conference finish since '42. Nottingham led Glenville to second place at the 1995 WVC Tournament and to five semifinal appearances in his 14 seasons.

His best season at South Carolina-Spartanburg came in 1998 when he led the Rifles to a 22-7 mark, the NCAA Div. II Regional Semifinals and Top 20 national ranking. Spartanburg won the 1998 Peach Belt Championship.

Nottingham earned a bachelor's degree from Glenville State in 1979 and a master's degree from Western Kentucky in 1980. He and his wife, Jennifer, have two children, Paulina and Jacob Quin.



# #44 MARCUS ARNOLD

Redshirt Junior • Forward • 6-8 • 245  
Chicago, Ill./Morgan Park H.S./Illinois State

## UI CAREER HIGHS

Points .....13  
vs. Missouri (12/21/05)

FG .....5, three times,  
last vs. Missouri (12/21/05)

FGA .....11  
vs. Missouri (12/21/05)

3P .....0

3PA .....0

FT .....3, twice,  
vs. Missouri (12/21/05) &  
vs. Iowa (2/25/06)

FTA .....5  
vs. Missouri (12/21/05)

Rebounds .....8  
vs. Oregon (12/10/05)

Assists .....0

Blocks .....2  
vs. Oregon (12/10/05)

Steals ...1, seven times,  
last vs. Minnesota  
(2/28/06)

Minutes .....23  
vs. Oregon (12/10/05)

### AT ILLINOIS

2005-06: Has played in 30 of 31 games, averaging 11.3 minutes per game ... Averaging 3.6 points and 2.3 rebounds on the year ... Has scored in double figures three times, led by a season-high 13 points vs. Missouri on Dec. 21 ... Had 11 points and a season-high eight rebounds vs. Oregon on Dec. 10 ... Had nine points and six rebounds vs. Iowa on Feb. 25.

2004-05 Redshirt: Transferred to Illinois following two years at Illinois State and sat out the 2004-05 season per NCAA transfer rules.

### AT ILLINOIS STATE

Started 27 games as a sophomore at ISU, ranking second on the team in scoring with an average of 12.3 points ... Reached double figures in 20 games, scoring a career-high 23 points vs. Western Kentucky and again against Illinois on Jan. 3, 2004 at the Assembly Hall ... Shot 53 percent from the field, led the Redbirds with 4.6 rebounds per game and ranked second in the Missouri Valley with an average of 1.2 blocks ... Voted captain of the Missouri Valley Conference's Most Improved Team while also garnering honorable mention All-Valley honors ... Started 20 games as a freshman, averaging 8.4 points and 3.4 rebounds ... Named to the 2003 Missouri Valley All-Newcomer Team ... In two seasons at ISU, played in 58 games with 47 starts, averaging 10.3 points and 4.0 rebounds.

### HIGH SCHOOL

Averaged 23 points, 12 rebounds and three blocks as a senior ... Named All-Conference, All-City and All-Area honorable mention his senior season ... Led the Mustangs to a third-place conference finish his senior season and the third round of the city championship ... Averaged 10 points, eight rebounds and three blocks as a junior ... Morgan Park won the Chicago city championship at the United Center and placed third in the IHSA Class AA State Tournament his junior season ... High school coach was Herb Ray.

### PERSONAL

Born Jan. 28, 1984, in Chicago ... Son of Larry and Alberta Arnold ... Majoring in speech communications ... Has a 7-1 wingspan ... Favorite professional athletes are Tim Duncan and Kevin Garnett ... Biggest thrill in sports was winning the Chicago city championship at the United Center and finishing third in the state tournament.


## MARCUS ARNOLD • 2005-06 GAME-BY-GAME STATISTICS

Date	Opponent	G-GS	MIN	FG-A	Pct.	3-PT		FT-A	Pct.	OR-DR		PF-FO	A	TO	BLK	ST	PTS
						FG-A	Pct.			TOT							
11-18	S.Dakota St.	1-0	9	0-3	.000	0-0	.000	0-1	.000	1-0--1		1	0	2	1	0	0
11-20	Texas-Pan Am	1-0	14	1-4	.250	0-0	.000	1-2	.500	0-3--3		3	0	0	0	0	3
11-22	Texas Southern	1-0	17	5-8	.625	0-0	.000	0-0	.000	2-1--3		2	0	0	1	0	10
11-25	vs. Wichita State	1-0	8	0-1	.000	0-0	.000	0-0	.000	0-1--1		2	0	2	0	1	0
11-26	vs. Rutgers	1-0	10	0-1	.000	0-0	.000	2-2	1.000	1-2--3		4	0	2	0	0	2
11-29	at N. Carolina	1-0	15	2-2	1.000	0-0	.000	0-0	.000	2-0--2		2	0	0	0	1	4
12-3	vs. Xavier	1-0	16	3-4	.750	0-0	.000	1-3	.333	2-4--6		4	0	0	1	0	7
12-5	Ark.-Little Rock	1-0	11	1-3	.333	0-0	.000	0-1	.000	1-1--2		4	0	1	0	0	2
12-8	Georgetown	1-0	22	1-3	.333	0-0	.000	0-0	.000	2-4--6		1	0	0	1	0	2
12-10	vs. Oregon	1-0	23	5-10	.500	0-0	.000	1-3	.333	1-7--8		2	0	1	2	1	11
12-18	Coppin St.	1-0	12	1-1	1.000	0-0	.000	0-1	.000	0-1--1		5-1	0	0	0	0	2
12-21	vs. Missouri	1-0	19	5-11	.455	0-0	.000	3-5	.600	2-3--5		4	0	0	0	1	13
12-28	SE Missouri St.	1-0	16	4-9	.444	0-0	.000	1-1	1.000	3-1--4		0	0	1	0	0	9
12-30	Tenn-Martin	1-0	8	2-2	1.000	0-0	.000	0-0	.000	0-0--0		5-2	0	1	1	0	4
1-5	Michigan St.	1-0	7	0-1	.000	0-0	.000	0-0	.000	1-0--1		2	1	1	0	0	0
1-7	at Iowa	1-0	11	0-1	.000	0-0	.000	0-0	.000	0-2--2		3	0	1	0	0	0
1-14	Michigan	1-0	15	1-5	.200	0-0	.000	0-0	.000	1-3--4		2	1	1	0	0	2
1-7	at Indiana	1-0	7	0-1	.000	0-0	.000	1-2	.500	0-0--0		3	0	1	0	0	1
1-21	at N'western	DNP															
1-25	Minnesota	1-0	14	1-3	.333	0-0	.000	2-4	.500	2-0--2		1	0	1	0	0	4
1-28	Purdue	1-0	10	3-6	.500	0-0	.000	2-2	1.000	4-0--4		1	0	1	0	0	8
1-31	at Wisconsin	1-0	3	0-0	.000	0-0	.000	0-0	.000	0-0--0		0	0	0	0	0	0
2-4	Penn State	1-0	9	1-2	.500	0-0	.000	0-1	.000	1-1--2		0	0	2	1	0	2
2-12	at Ohio State	1-0	5	1-4	.250	0-0	.000	0-0	.000	2-0--2		0	0	0	0	0	2
2-15	Northwestern	1-0	1	0-0	.000	0-0	.000	0-0	.000	0-0--0		1	0	0	0	0	0
2-19	Indiana	1-0	7	2-2	1.000	0-0	.000	0-0	.000	0-2--2		2	0	1	0	0	4
2-21	at Michigan	1-0	4	0-1	.000	0-0	.000	0-0	.000	0-0--0		0	0	0	0	1	0
2-25	Iowa	1-0	17	3-4	.750	0-0	.000	3-4	.750	0-6--6		2	0	0	0	1	9
2-28	at Minnesota	1-0	11	2-3	.667	0-0	.000	2-2	1.000	0-0--0		2	0	0	0	1	6
3-4	at Michigan St.	1-0	7	0-0	1.000	0-0	1.000	0-0	1.000	0-0--0		3	0	0	1	0	0
3-10	vs. Michigan St.	1-0	6	1-2	.500	0-0	.000	0-0	.000	0-0--0		1	0	0	0	0	2

## MARCUS ARNOLD'S CAREER STATISTICS

Year	G-GS	MIN-Avg	FGM-A/%	3PM-A/%	FTM-A/%	OR-DR-TOT/Avg	PF	A	TO	B	S	PTS/Avg
02-03	29-20	619-21.3	98-195/.503	0-0/.000	48-72/.667	42-58-100/3.4	79	14	27	17	7	244/8.4
03-04	29-27	713-24.6	142-268/.530	0-0/.000	72-107/.673	50-83-133/4.6	91	23	69	35	15	356/12.3
05-06	30-0	334-11.1	45-97/.464	0-0/.000	19-34/.559	28-42-70/2.3	62-2	2	19	9	7	109/3.6
Totals	88-47	1666-18.9	285-560/.509	0-0/.000	139-213/.653	120-183-303/3.4	232-2	39	115	61	29	709/8.1

\* Statistics from 2002-03 and 2003-04 seasons are from Illinois State.



# #40 JAMES AUGUSTINE

Senior • Forward • 6-10 • 235

Mokena, Ill./Lincoln-Way Central H.S.

-- First-Team All-Big Ten (Coaches) --  
 -- Second-Team All-Big Ten (Media) --

## CAREER HIGHS

Points . . . .23, four times,  
last vs. Michigan (2/21/06)

FG . . . . .9, four times,  
last vs. Michigan (2/21/06)

FGA . . . . .14  
vs. Penn State (1/25/03) &  
vs. Wichita State  
(11/25/05)

3P . . . . .1, six times,  
last vs. Michigan State  
(3/10/06)

3PA . . . . .2  
vs. Michigan (3/1/03)

FT . . . . .9  
vs. Xavier (12/3/05)

FTA . . . . .16  
vs. Xavier (12/3/05)

Rebounds . . . .15, twice,  
vs. Fairleigh Dickinson  
(3/17/05) & vs. Michigan  
State (3/10/06)

Assists . . . . .7  
vs. Minnesota (2/28/06)

Blocks . . . . .5, twice,  
vs. Oakland (1/4/03) & vs.  
Arkansas (12/6/03)

Steals . . . .4, three times,  
last vs. Nevada (3/19/05)

Minutes . . .40, four times,  
last vs. Michigan State  
(3/10/06)

### AT ILLINOIS

**2005-06 Senior:** First-Team All-Big Ten selection by league coaches and second-team All-Big Ten selection by the media ... First-Team NABC All-District 11 selection ... Winningest player in school history (tied with Dee Brown) has played in 113 victories during his career ... Is just the 12th player in Big Ten history with 1,000 career points and 1,000 career rebounds ... Ranks second on the Illini in scoring, averaging 13.5 points ... Has scored in double figures 26 times, leading the Illini in scoring in nine games ... Tied his career high three times on the season with 23 points vs. Xavier (Dec. 3), vs. Michigan (Jan. 14) and at Michigan (Feb. 21) ... Leads the Big Ten in rebounding, averaging 9.3 boards ... Ranks second in the Big Ten and ninth in the NCAA in field goal shooting at 61.7 percent (164-266) ... Has 12 double-doubles on the year ... Tied his career high in rebounding with 15 boards vs. Michigan State (March 10) ... Big Ten Player of the Week on Dec. 5 ... MVP of the South Padre Island Invitational ... Broke the Illinoi career rebounding record vs. Tennessee-Martin on Dec. 30 and currently has 1,012 boards ... School-record holder for career field goal percentage at 61.5 percent (524-852), which also ranks sixth in Big Ten history ... Has started 129 consecutive games during his career, the second-longest active streak in the nation (four behind Syracuse's Gerry McNamara) ... Ranks 18th on the Illini all-time scoring list with 1,354 points ... Has tied school record for career games (135) ... Ranks third in school history in career starts (132), fourth in career blocked shots (139), eighth in career free throws (300) and minutes played (3,652) and 10th in career steals (140).

**2004-05 Junior:** Third-Team All-Big Ten selection by both league coaches and media ... Big Ten Tournament Most Outstanding Player after averaging 12.7 points on 74 percent shooting and 10.3 rebounds in Illinois' run to the championship ... Started every game of the season and ranked fifth on the team in scoring, averaging 10.1 points ... Scored in double figures 23 times ... Led the Big Ten in field goal shooting at 62.1 percent (141-227) ... Illinois' leading rebounder, averaging 7.6 boards (5th in Big Ten) ... Led the Illini in rebounding 26 times ... Also Illinois' leader with 46 blocked shots (7th in Big Ten) ... Led Illini and ranked second in the Big Ten in free-throw shooting during conference play at 84.7 percent (50-59) ... Two-time Big Ten Player of the Week - Jan. 10 after wins over Ohio State and Purdue and Jan. 31 after wins at Wisconsin and over Minnesota ... Illinois' school-record holder for career rebounds in the NCAA Tournament with 91 boards ... Recorded six double-doubles on the season, including three during the NCAA Tournament ... Had 11 points and 10 rebounds vs. Wisconsin-Milwaukee in the regional semifinal (March 24) ... Scored a career-high 23 points on 9-11 shooting, and pulled down 10 rebounds vs. Nevada in the second round (March 19) ... Had 11 points and a career-high 15 rebounds vs. Fairleigh Dickinson in the first round (March 17) ... Scored 21 points to go along with 10 rebounds vs. Ohio State (Jan. 5) ... Also had double-

doubles with 12 points and 10 rebounds vs. Northwestern State (Dec. 30) and 11 points and 14 rebounds vs. Minnesota (March 12).

**2003-04 Sophomore:** Honorable mention All-Big Ten selection started every game of the season ... Academic All-Big Ten selection ... Led Illini in rebounding with a 7.3 average, ranking fourth in the Big Ten ... Second in the Big Ten in field goal percentage at .635 (125-197) ... One of the top offensive rebounders in the Big Ten, ranking third with 2.8 per game ... Fifth in the Big Ten in blocked shots at 1.3 per game ... Led the Illini with seven double-doubles during the season ... Scored at least nine points in 21 games ... Led team in rebounding 17 times ... Scored a season-high 21 points in win over Memphis on Dec. 13 ... Grabbed a season-high 14 rebounds against Northwestern on Jan. 14 ... Had an outstanding performance in win over Michigan State on Feb. 10 with 16 points, 11 rebounds and three blocked shots ... Tied his career high with five blocked shots in win over Arkansas on Dec. 6 ... During the summer prior to the 2003-04 season, was one of 18 finalists selected for the USA Basketball Men's National Team Trials along with teammate Dee Brown and former teammate Deron Williams.

**2002-03 Freshman:** Named to first-ever Big Ten All-Freshman Team ... Started 29 of 32 games ... Second on the team in field goal percentage, shooting 58 percent (94-162) ... Ranked third in the Big Ten in field goal percentage during conference play at 58.6 percent (51-87) ... Second on the team in rebounding, averaging 5.8 boards (13th in Big Ten) ... Led the Illini with 64 offensive rebounds ... Second on the team in blocked shots with 27 (13th in Big Ten) ... Averaged 7.0 points per game ... Recorded a double-double in the Big Ten Tournament championship game vs. Ohio State with 12 points and 10 boards ... Nearly posted a double-double with 10 points and nine rebounds in NCAA Tournament opening-round win over Western Kentucky ... Recorded first career double-double at Penn State, scoring a season-high 19 points and pulling down a season-high 12 rebounds ... Also recorded a double-double on Jan. 29 vs. Michigan with 11 points and 10 boards ... Scored 17 points on 8-of-10 shooting vs. Wisconsin (Jan. 11) ... Scored in double figures nine times ... Illinois' leading rebounder in nine games ... Had career-high five blocks vs. Oakland.

### HIGH SCHOOL

Earned First-Team All-State honors from the *Champaign-Urbana News-Gazette* after averaging 18 points, 10.6 rebounds and four blocked shots per game ... Averaged 14 points, seven rebounds and five blocks as a junior ... Burst on the scene while earning all-star honors at the Adidas ABCD camp in the summer before his senior season ... Consensus Top 100 recruit nationally ... Team finished the year 25-5, advancing to the super-sectional (Sweet Sixteen) of the IHSA Class AA State Tournament ... Selected to play in the Wendy's Shootout, an all-star



JAMES AUGUSTINE • 2005-06 GAME-BY-GAME STATISTICS

Date	Opponent	G-GS	MIN	FG-A	Pct.	3-PT		FT-A	Pct.	OR-DR		PF-FO	A	TO	BLK	ST	PTS
						FG-A	Pct.			TOT							
11-18	S.Dakota St.	1-1	26	5-7	.714	0-0	.000	8-10	.800	4-10--14	3	2	4	1	2	18	
11-20	Texas-Pan Am	1-1	34	6-8	.750	0-0	.000	2-4	.500	4-3--7	3	3	4	0	2	14	
11-22	Texas Southern	1-1	21	6-9	.667	0-0	.000	1-1	1.000	3-3--6	2	1	2	2	1	13	
11-25	vs. Wichita State	1-1	37	7-14	.500	0-0	.000	0-0	.000	4-6--10	3	4	6	1	2	14	
11-26	vs. Rutgers	1-1	25	7-9	.778	0-0	.000	4-5	.800	2-5--7	4	1	0	0	0	18	
11-29	at N. Carolina	1-1	38	4-6	.667	0-0	.000	5-6	.833	6-7--13	2	3	2	0	3	13	
12-3	vs. Xavier	1-1	40	7-9	.778	0-0	.000	9-16	.563	3-4--7	1	0	2	1	2	23	
12-5	Ark.-Little Rock	1-1	33	4-8	.500	0-0	.000	4-6	.667	3-4--7	2	0	1	0	0	12	
12-8	Georgetown	1-1	37	4-10	.400	0-0	.000	2-3	.667	5-8--13	2	2	1	1	2	10	
12-10	vs. Oregon	1-1	33	4-7	.571	0-0	.000	0-0	.000	4-7--11	3	1	1	0	1	8	
12-18	Coppin St.	1-1	31	5-7	.714	0-0	.000	5-5	1.000	1-8--9	1	3	2	1	2	15	
12-21	vs. Missouri	1-1	30	6-11	.545	0-0	.000	0-0	.000	4-4--8	3	3	3	0	3	12	
12-28	SE Missouri St.	1-1	25	5-8	.625	0-0	.000	2-2	1.000	1-7--8	1	3	1	3	0	12	
12-30	Tenn-Martin	1-1	25	8-9	.889	0-0	.000	3-8	.375	5-6--11	0	2	1	0	1	19	
1-5	Michigan St.	1-1	37	2-5	.400	0-0	.000	3-4	.750	2-7--9	2	1	7	3	2	7	
1-7	at Iowa	1-1	25	5-7	.714	0-0	.000	4-6	.667	2-7--9	4	0	2	0	1	14	
1-14	Michigan	1-1	33	9-11	.818	0-0	.000	5-6	.833	3-6--9	4	1	0	2	1	23	
1-17	at Indiana	1-1	31	5-10	.500	0-0	.000	1-4	.250	1-2--3	4	2	2	2	2	11	
1-21	at N'western	1-1	40	3-9	.333	0-0	.000	1-4	.250	1-6--7	2	0	0	0	0	7	
1-25	Minnesota	1-1	36	5-13	.385	0-0	.000	3-3	1.000	4-6--10	0	3	1	0	1	13	
1-28	Purdue	1-1	27	5-9	.556	0-0	.000	1-3	.333	5-7--12	4	0	2	0	2	11	
1-31	at Wisconsin	1-1	32	3-5	.600	0-0	.000	1-2	.500	1-8--9	4	1	5	0	1	7	
2-4	Penn State	1-1	35	6-6	1.000	0-0	.000	1-1	1.000	2-4--6	4	4	3	2	1	13	
2-12	at Ohio State	1-1	39	5-8	.625	0-0	.000	1-2	.500	2-11--13	1	4	1	0	3	11	
2-15	Northwestern	1-1	37	3-4	.750	0-0	.000	0-1	.000	4-5--9	2	3	1	1	2	6	
2-19	Indiana	1-1	32	7-11	.636	0-1	.000	4-4	1.000	2-8--10	5	1	1	2	2	18	
2-21	at Michigan	1-1	40	9-13	.692	0-0	.000	5-8	.625	4-10--14	0	1	2	0	1	23	
2-25	Iowa	1-1	23	4-6	.667	0-0	.000	4-9	.444	3-4--7	4	0	2	0	1	12	
2-28	at Minnesota	1-1	39	6-9	.667	0-0	.000	4-8	.500	4-6--10	1	7	2	0	1	1	
3-4	at Michigan St.	1-1	33	4-9	.444	0-0	.000	2-3	.667	3-3--6	4	2	1	1	3	10	
3-10	vs. Michigan St.	1-1	40	5-9	.556	1-1	1.000	5-8	.625	5-10--15	1	1	3	1	1	16	

game featuring preps from the Chicago area vs. the New York City area ... Played in the IBCA All-Star game ... Multi-sport athlete also played football (lettered in 2001 at quarterback) and baseball (lettered in 2001 and 2002 as a pitcher) at Lincoln-Way Central.

PERSONAL

Born Feb. 27, 1984 ... Son of Dale and Barb Augustine ... Will earn a bachelor's degree in sport management in May ... Nickname is Augie ... Was a quarterback on the Lincoln-Way football team until his senior year when he concentrated on basketball, and also played baseball at Lincoln-Way ... Played football under his father, Dale ... High school basketball coach was Steve Little ... Uncle, Jerry Augustine, played professional baseball in the Milwaukee Brewers organization from 1973-85 and is currently the head baseball coach at the University of Wisconsin-Milwaukee ... Uncle, Dick Sorensen, played football for the Miami Hurricanes from 1965-70 while cousin, Nick Sorensen, played football at Virginia Tech from 1995-2000 and is currently with the Jacksonville Jaguars ... Father, Dale, played football at Wisconsin-Oshkosh while his mother, Barb, was a swimmer for the Titans.

James Augustine at the NCAA Tournament

2003

Date	Opponent	GS	MIN	FG-A	3P-A	FT-A	REB	PF	A	TO	B	S	PTS
3-20	vs. West. Kentucky*	33	4-8	0-0	2-2	5-4-9	2	1	1	1	1	1	10
3-22	vs. Notre Dame *	30	2-7	0-0	1-2	2-7-9	1	1	1	1	1	0	5

2004

Date	Opponent	GS	MIN	FG-A	3P-A	FT-A	REB	PF	A	TO	B	S	PTS
3-19	vs. Murray State *	29	4-6	0-0	2-4	4-4-8	3	0	2	2	2	2	10
3-21	vs. Cincinnati *	28	5-6	0-0	1-2	2-1-3	3	0	1	0	2	2	11
3-26	vs. Duke *	22	5-8	0-0	5-6	4-4-8	4	2	2	1	2	2	15


2005

Date	Opponent	GS	MIN	FG-A	3P-A	FT-A	REB	PF	A	TO	B	S	PTS
3-17	vs. F. Dickinson *	33	2-5	0-0	7-11	3-12-15	1	0	1	1	0	1	11
3-19	vs. Nevada *	35	9-11	0-0	5-5	1-9-10	0	0	2	2	2	4	23
3-24	vs. Wis.-Milwaukee *	38	3-3	0-0	5-6	1-9-10	2	0	1	1	0	1	11
3-26	vs. Arizona *	31	1-3	0-0	2-4	3-3-6	5	1	0	0	0	2	4
4-2	vs. Louisville *	31	1-3	0-0	4-6	2-9-11	1	0	0	0	0	0	6
4-4	vs. North Carolina *	9	0-3	0-0	0-0	1-1-2	5-1	0	1	0	0	0	0

Totals: (11 games)	11	319	36-63	0-0	34-48	28-63-91	27-1	5	12	9	13	106
Averages:		29.0	.571	.000	.708	8.3		0.5	0.8	1.2	9.6	

JAMES AUGUSTINE'S CAREER STATISTICS

Year	G-GS	MIN-Avg	FGM-A/%	3PM-A/%	FTM-A/%	OR-DR-TOT/Avg	PF-DQ	A	TO	B	S	PTS/Avg
02-03	32-29	697-21.8	94-162/.580	5-14/.357	32-45/.711	64-122-186/5.8	105-5	25	45	27	20	225/7.0
03-04	33-33	904-27.4	125-197/.635	0-2/.000	68-106/.642	93-149-242/7.3	84-0	21	41	42	38	318/9.6
04-05	39-39	1037-26.6	141-227/.621	0-0/.000	110-147/.748	100-195-295/7.6	83-3	43	46	46	36	392/10.1
05-06	31-31	1014-32.7	164-266/.617	1-2/.500	90-142/.634	97-192-289/9.3	76-1	59	65	24	46	419/13.5
Totals	135-132	3652-27.1	524-852/.615	6-18/.333	300-440/.682	354-658-1012/7.5	348-9	148	197	139	140	1354/10.0



# #25 CALVIN BROCK

Redshirt Freshman • Guard • 6-5 • 190  
Chicago, Ill./Simeon H.S.

## CAREER HIGHS

Points . . . . .6  
vs. Coppin State (12/18/05)

FG . . . . .2, twice,  
vs. Oregon (12/10/05) &  
vs. Coppin State (12/18/05)

FGA . . . . .5  
vs. Coppin State (12/18/05)

3P . . . . .1  
vs. Coppin State (12/18/05)

3PA . . . . .2  
vs. Coppin State (12/18/05)

FT . . . . .3  
vs. South Dakota State  
(11/18/05)

FTA . . . . .6  
vs. South Dakota State  
(11/18/05)

Rebounds . . . . .9  
vs. Tennessee-Martin  
(12/30/05)

Assists . . . . .2, twice,  
vs. Texas Southern  
(11/22/05) & vs. Coppin  
State (12/18/05)

Blocks . . . . .1, twice,  
vs. South Dakota State  
(11/18/05) & vs. Wichita  
State (11/25/05)

Steals . . . . .1, four times,  
last vs. Tennessee-Martin  
(12/30/05)

Minutes . . . . .20  
vs. Coppin State (12/18/05)

## AT ILLINOIS

2005-06: Has played in 16 games this season, averaging 1.4 points and 1.7 rebounds ... Had a career-high six points and six rebounds vs. Coppin State on Dec. 18 ... Had a career-high nine rebounds vs. Tennessee-Martin on Dec. 30.

2004-05 Redshirt: Sat out the season as a redshirt ... Broke his left hand in practice on March 8 ... During the summer of 2005, traveled to Europe with the Big Ten Men's Basketball Foreign Tour Team, averaging 9.8 points and 4.2 rebounds.

## HIGH SCHOOL

*Chicago Sun-Times* Player of the Year as a senior ... First-Team All-State pick by *Associated Press*, *Chicago Sun-Times*, *IBCA*, *Chicago Tribune* and *Champaign-Urbana News-Gazette* after averaging 24 points, 11 rebounds, four assists, five blocks and three steals per game for the Wolverines ... Led Simeon to a record of 26-5 and the Elite Eight of the 2004 Class AA state tournament ... Named to the Chicago Public League All-Academic team ... Played in the EA Sports Roundball Classic in Chicago and the Wendy's All-Star Shootout game between high school stars from Chicago and New York ... Played for the legendary Bob Hambric at Simeon.

## PERSONAL

Born May 5, 1986 ... Mother is Stephanie Williams ... Stepfather is Quadir Dawan ... Majoring in sport management ... Joins list of Simeon alums to attend Illinois that includes Nick Anderson, all-time scoring leader Deon Thomas, Bryant Notree, Ervin Small and Kevin Turner ... Anderson and Thomas also earned *Chicago Sun-Times* Player-of-the-Year honors at Simeon ... Thomas, Anderson and Turner are among the 30 leading scorers in Illinois basketball history ... Graduated among the top seven percent in his class and was on the Public League All-Academic Team as a junior and senior ... Member of the National Honor Society ... Classmate Bryant Creamer, an All-State football player for Simeon, is a wide receiver for the Fighting Illini gridgers ... Brock was also an outstanding centerfielder for the Simeon baseball squad ... Favorite basketball player is Michael Jordan.

## CALVIN BROCK • 2005-06 GAME-BY-GAME STATISTICS

Date	Opponent	G-GS	MIN	FG-A	Pct.	3-PT		FT-A	Pct.	OR-DR		PF-FO	A	TO	BLK	ST	PTS
						FG-A	Pct.			TOT							
11-18	S.Dakota St.	1-0	10	0-0	.000	0-0	.000	3-6	.500	0-0--0		3	0	0	0	1	3
11-20	Texas-Pan Am	DNP															
11-22	Texas Southern	1-0	15	1-3	.333	0-0	.000	1-2	.500	1-1--2		1	2	1	0	1	3
11-25	vs. Wichita State	1-0	4	0-1	.000	0-0	.000	0-0	.000	1-1--2		1	1	0	1	0	0
11-26	vs. Rutgers	1-0	5	0-0	.000	0-0	.000	0-2	.000	0-1--1		2	0	0	0	0	0
11-29	at N. Carolina	1-0	2	0-0	.000	0-0	.000	0-0	.000	0-0--0		0	0	0	0	0	0
12-3	vs. Xavier	DNP															
12-5	Ark.-Little Rock	1-0	7	1-2	.500	0-1	.000	0-1	.000	0-2--2		2	0	0	0	0	2
12-8	Georgetown	DNP															
12-10	vs. Oregon	1-0	4	2-4	.500	0-1	.000	0-0	.000	0-0--0		2	0	0	0	1	4
12-18	Coppin St.	1-0	20	2-5	.400	1-2	.500	1-2	.500	1-5--6		2	2	2	0	0	6
12-21	vs. Missouri	1-0	4	0-1	.000	0-0	.000	0-0	.000	0-0--0		0	0	0	0	0	0
12-28	SE Missouri St.	1-0	8	0-1	.000	0-0	.000	0-0	.000	0-1--1		1	1	1	0	0	0
12-30	Tenn-Martin	1-0	14	1-4	.250	0-1	.000	0-0	.000	1-8--9		1	1	3	0	1	2
1-5	Michigan St.	DNP															
1-7	at Iowa	DNP															
1-14	Michigan	DNP															
1-17	at Indiana	DNP															
1-21	at N'western	DNP															
1-25	Minnesota	1-0	7	1-2	.500	0-1	.000	0-0	.000	1-2--3		0	0	0	0	0	2
1-28	Purdue	1-0	4	0-0	.000	0-0	.000	1-2	.500	0-1--1		1	0	0	0	0	1
1-31	at Wisconsin	DNP															
2-4	Penn State	DNP															
2-12	at Ohio State	1-0	2	0-1	.000	0-0	.000	0-0	.000	0-0--0		0	0	0	0	0	0
2-15	Northwestern	1-0	1	0-0	.000	0-0	.000	0-0	.000	0-0--0		0	0	0	0	0	0
2-19	Indiana	DNP															
2-21	at Michigan	DNP															
2-25	Iowa	1-0	1	0-0	.000	0-0	.000	0-0	.000	0-0--0		0	0	0	0	0	0
2-28	at Minnesota	DNP															
3-4	at Michigan St.	DNP															
3-10	vs. Michigan St.	DNP															

## CALVIN BROCK'S CAREER STATISTICS

Year	G-GS	MIN-Avg	FGM-A/%	3PM-A/%	FTM-A/%	OR-DR-TOT/Avg	PF-DQ	A	TO	B	S	PTS/Avg
05-06	16-0	108-6.8	8-24/.333	1-6/.167	6-15/.400	5-22-27/1.7	16-0	7	7	1	4	23/1.4
Totals	16-0	108-6.8	8-24/.333	1-6/.167	6-15/.400	5-22-27/1.7	16-0	7	7	1	4	23/1.4



## #11 DEE BROWN

Senior • Guard • 6-0 • 185

Maywood, Ill./Proviso East H.S.

-- USBWA Second-Team All-American --  
 -- NABC Second-Team All-American --  
 -- First-Team All-Big Ten --

### CAREER HIGHS

Points .....34  
 vs. Michigan State (1/5/06)

FG .....12  
 vs. Michigan State (1/5/06)

FGA .....22  
 vs. Michigan State (1/5/06)

3P .....8  
 vs. Purdue (3/3/05)

3PA .....13, twice,  
 vs. Texas-Pan American  
 (11/20/05) & vs. Michigan  
 State (1/5/06)

FT .....9, twice,  
 vs. Xavier (12/3/05) & vs.  
 Michigan (1/14/06)

FTA .....10, twice,  
 vs. Xavier (12/3/05) & vs.  
 Michigan (1/14/06)

Rebounds .7, five times,  
 last vs. Texas-Pan  
 American (11/20/05)

Assists .....13  
 vs. Longwood (12/27/04)

Blocks .1, seven times,  
 last vs. Xavier (12/3/05)

Steals .....5, twice,  
 vs. Michigan State  
 (2/18/03) & vs.  
 Northwestern (2/22/03)

Minutes .....43  
 vs. Purdue (3/3/04)

#### AT ILLINOIS

2005-06 Senior: USBWA Second-Team All-American ... NABC Second-Team All-American ... First-Team All-Big Ten selection by both the league coaches and media ... USBWA District V Player of the Year ... First-Team NABC All-District 11 selection ... Adolph Rupp National Player of the Year Finalist ... Bob Cousy Award Finalist for Top Point Guard ... Oscar Robertson (USBWA) National Player of the Year Finalist ... Midseason Wooden Award and Naismith Award Candidate ... Senior CLASS Award Finalist (1 of 10) ... Midseason All-American by Sports Illustrated and ESPN.com ... Winningest player in school history (tied with James Augustine) has played in 113 victories during his career ... Leads the Illini in five statistical categories on the season: scoring (14.4 ppg), assists (5.6 apg), steals (1.5 spg), minutes (35.6 mpg), and free throw shooting (73.7 percent) ... Ranks second in the Big Ten in assists, and led the league in assists in conference games only ... Also ranks among Big Ten leaders in 3-pointers (3rd), minutes (4th), steals (6th), assist/turnover ratio (6th), scoring (11th) and free throw percentage (12th) ... Has scored in double figures 23 times, with seven games of 20+ points ... Has led the Illini in scoring in 15 games ... Tallied a career-high 34 points vs. Michigan State on Jan. 5 ... Has recorded double-digit assists three times on the season, led by a season-high 11 assists at Indiana on Jan. 17 ... South Padre Island Invitational All-Tournament Team ... *Associated Press* Preseason All-American ... Preseason Big Ten Player of the Year ... Has played the most minutes (4,619) of any player in school history ... Has tied the school record for career games (135) ... Ranks third on the Illini all-time scoring chart with 1,789 career points ... Ranks second in school history in career 3-pointers (296), career assists (658), career steals (225) and career starts (134), and ranks third in career field goals (632) ... His career assists total ranks fifth in Big Ten history, while his career 3-pointers and career steals totals rank sixth in Big Ten history.

2004-05 Junior: 2005 Consensus First-Team All-American ... Wooden Award All-America Team and finalist for the John R. Wooden Award, finishing third in voting for the prestigious Wooden Player of the Year Award ... National Player of the Year and First-Team All-American by *The Sporting News* ... USBWA First-Team All-American ... Sports Illustrated.com and CBS Sportsline.com First-Team All-American ... *Associated Press* Second-Team All-American ... NABC Second-Team All-American ... *Basketball Times* Second-Team All-American ... Just the sixth Consensus First-Team All-American in UI school history, and the first since Rod Fletcher in 1952 ... Big Ten Player of the Year and First-Team All-Big Ten selection by both league coaches and media ... Big Ten Defensive Player of the Year ... Oscar Robertson (USBWA) Player of the Year finalist ... Midseason Naismith Award candidate ... USBWA All-District and District Player of the Year ... NABC First-Team All-District ... Academic All-Big Ten selection ... Started every game of the season, ranking second on the Illini in scoring, averaging 13.3 points (16th in Big Ten) ... Scored in double figures 29 times and was Illinois' leading scorer in 10 games ... Led the Illini and ranked second in the Big Ten and 12th in the nation in 3-point field goal percentage at 43.4 percent (99-228) ... Second on the Illini and in the Big Ten with 99 three-pointers (2.5 per game) and made at least three treys in 16 games ... His 99 three-pointers is the second-highest single-season total in school history ... Second on the Illini and third in the Big Ten in assists, averaging 4.5 apg ... Led the Illini and ranked third in the Big Ten in steals, averaging 1.8 spg ... Also led the team and ranked third in the Big Ten in assist/turnover ratio (2.42) ... Two-time Big Ten Player of the Week - Nov. 22 after wins over Delaware State and Florida A&M and Feb. 21 after wins at Penn State and at Iowa ... Las Vegas Holiday Classic All-Tournament Team ... Scored season-high 27 points vs. Purdue (March 3), the most by an Illini player on the season ... Hit 9-12 shots against the Boilermakers, including 8-

10 three-pointers ... His eight 3-pointers against Purdue tied an Illini school record ... Tied his NCAA Tournament career-high with 21 points and five 3-pointers in a regional semifinal victory over Wis.-Milwaukee ... Dished out a career-high 13 assists vs. Longwood (Dec. 27), the most by a Big Ten player on the season and the third highest total by an Illini player in school history ... Preseason Wooden Award candidate ... Preseason First-Team All-Big Ten selection.

2003-04 Sophomore: Second-Team All-Big Ten selection by coaches and media ... Honorable mention All-American by *Associated Press* ... Big Ten All-Tournament Team ... USBWA All-District 5 selection ... Academic All-Big Ten selection ... Started every game of the season, ranking second on the team and 14th in the Big Ten in scoring at 13.3 points per game ... Led the Illini in steals with 51 ... Ranked second on the team and in the Big Ten with 4.5 assists per game ... Fourth on the team in rebounding at 3.7 per game ... Averaged 16.5 points on over 51 percent shooting from the field and 44 percent shooting from 3-point range over the final 11 games of the season ... Among the Big Ten's Top 10 in four categories, ranking second to teammate Deron Williams in assists with 4.5 per game, third in assist/turnover ratio (2.26), eighth with 2.2 three-pointers per game and ninth with 1.6 steals per game ... Earned Big Ten Player of the Week honors March 1 after averaging 19 points and shooting 50 percent (7-14) from 3-point range in wins over Iowa and Northwestern ... Scored a season-high 24 points in win over Penn State on Feb. 21, making eight of 13 shots, including six-of-10 from 3-point range ... Posted a double-double with 18 points and 10 assists in win at Iowa on Feb. 25, while also pulling down seven boards ... Led Illini with 21 points in NCAA Tournament first round win over Murray State ... Preseason Big Ten Player of the Year by the media, and preseason First-Team All-Big Ten pick by both the media and coaches ... Preseason *Playboy* All-America selection ... During the summer prior to the 2003-04 season, he led the USA Basketball Men's National Junior Team in scoring with a 17.3 average and in steals with 19 ... Set a U.S. Junior World Championships team record with 47 points in 87-84 win over Lithuania ... Along with former teammate Deron Williams, helped the U.S. to a fifth-place finish in Greece with a 7-1 record.

2002-03 Freshman: Second-Team All-Big Ten selection by the media and Third-Team All-Big Ten by league coaches ... Named to first-ever Big Ten All-Freshman Team ... Named All-Freshman Team by *CollegeInsider.com* ... Started 31-of-32 games at guard, leading the team in minutes played at 34.1 mpg ... Second on the team in scoring, averaging 12.0 points ... Averaged 16.3 points over the last six games of the regular season ... Scored in double figures in 19 games, with four 20+ point performances (season-high 25 vs. Eastern Illinois, 21 vs. Missouri, 24 vs. Michigan State and 20 vs. Wisconsin) ... Led the Big Ten (all games) in assists, averaging 4.97 per game ... Finished second in the league in assists in conference games with 76, falling just one assist shy of teammate Deron Williams for the Big Ten lead ... Led the Big Ten in steals in conference games, averaging 1.9 steals per game, and finished third in all games with average of 1.8 ... Big Ten leader in assist-to-turnover ratio in all games (+2.56) and conference games (+3.04) ... Reached double figures in assists twice, with 10 vs. Western Illinois and season-high 11 at Penn State ... Became the first freshman in Illinois history to earn Big Ten Player of the Week honors after scoring 21 points against No. 11 Missouri, adding a game-high seven assists and five rebounds, including four offensive ... One of 12 players on the 2002 USA Basketball Men's Junior World Championship Qualifying Team ... Helped the U.S. to a bronze medal along with former Illini Deron Williams.

#### HIGH SCHOOL

Earned Mr. Basketball honors in state of Illinois following his sen-



DEE BROWN • 2005-06 GAME-BY-GAME STATISTICS

Date	Opponent	G-GS	MIN	FG-A	Pct.	3-PT		FT-A	Pct.	OR-DR					PTS	
						FG-A	Pct.			TOT	PF-FO	A	TO	BLK		ST
11-18	S.Dakota St.	1-1	30	6-16	.375	3-8	.375	4-6	.667	1-0--1	2	2	6	0	3	19
11-20	Texas-Pan Am	1-1	38	7-17	.412	5-13	.385	1-2	.500	3-4--7	4	4	4	0	4	20
11-22	Texas Southern	1-1	25	5-11	.455	3-8	.375	1-1	1.000	2-4--6	0	5	1	0	1	14
11-25	vs. Wichita State	1-1	38	3-14	.214	2-9	.222	0-2	.000	0-2--2	0	5	5	0	3	8
11-26	vs. Rutgers	1-1	22	4-7	.571	0-2	.000	2-2	1.000	0-2--2	4	4	3	0	0	10
11-29	at N. Carolina	1-1	38	6-19	.316	0-6	.000	2-3	.667	0-0--0	4	3	5	0	2	14
12-3	vs. Xavier	1-1	37	4-16	.250	3-10	.300	9-10	.900	0-5--5	0	7	2	1	3	20
12-5	Ark.-Little Rock	1-1	35	2-8	.250	1-5	.200	1-2	.500	0-5--5	3	10	4	0	1	6
12-8	Georgetown	1-1	39	5-16	.313	2-7	.286	4-5	.800	0-3--3	1	3	3	0	0	16
12-10	vs. Oregon	1-1	34	9-15	.600	5-8	.625	3-4	.750	1-3--4	2	7	2	0	1	26
12-18	Coppin St.	1-1	35	2-7	.288	2-6	.333	2-2	1.000	0-2--2	0	7	1	0	0	8
12-21	vs. Missouri	1-1	36	5-11	.455	4-7	.571	3-5	.600	0-4--4	1	7	0	0	2	17
12-28	SE Missouri St.	1-1	29	6-17	.353	3-9	.333	1-1	1.000	0-2--2	2	5	2	0	0	16
12-30	Tenn-Martin	1-1	25	2-5	.400	1-2	.500	0-0	.000	0-1--1	0	10	3	0	2	5
1-5	Michigan St.	1-1	39	12-22	.545	7-13	.539	3-3	1.000	0-1--1	2	3	3	0	2	34
1-7	at Iowa	1-1	39	2-13	.154	1-10	.100	1-2	.500	0-2--2	2	3	5	0	3	6
1-14	Michigan	1-1	40	6-17	.353	5-10	.500	9-10	.900	1-1--2	1	5	2	0	1	26
1-17	at Indiana	1-1	37	1-9	.111	1-6	.167	2-2	1.000	0-5--5	5-1	11	2	0	3	5
1-21	at N'western	1-1	40	6-10	.600	2-5	.400	4-6	.667	0-2--2	0	8	2	0	2	18
1-25	Minnesota	1-1	37	7-11	.636	3-6	.500	0-0	.000	1-3--4	2	5	1	0	1	17
1-28	Purdue	1-1	37	5-14	.357	0-5	.000	2-3	.667	0-4--4	0	9	2	0	1	12
1-31	at Wisconsin	1-1	40	6-18	.333	1-5	.200	3-6	.500	1-3--4	0	7	4	0	2	16
2-4	Penn State	1-1	40	3-12	.250	3-11	.272	2-2	1.000	0-3--3	2	4	5	0	0	11
2-12	at Ohio State	1-1	38	5-13	.385	2-5	.400	0-0	.000	0-3--3	2	3	4	0	1	12
2-15	Northwestern	1-1	34	6-14	.429	2-8	.250	2-2	1.000	0-3--3	1	4	2	0	2	16
2-19	Indiana	1-1	36	3-12	.250	1-6	.167	3-4	.750	0-5--5	4	4	3	0	0	10
2-21	at Michigan	1-1	39	8-19	.421	3-8	.375	1-1	1.000	0-1--1	3	6	5	0	1	20
2-25	Iowa	1-1	38	2-12	.167	2-9	.222	0-2	.000	0-2--2	2	9	1	0	0	6
2-28	at Minnesota	1-1	39	5-14	.357	2-9	.222	2-2	1.000	0-1--1	2	4	2	0	3	14
3-4	at Michigan St.	1-1	31	6-13	.462	5-10	.500	3-4	.750	0-2--2	3	4	3	0	2	20
3-10	vs. Michigan St.	1-1	39	2-10	.200	1-5	.200	0-1	.000	3-2--5	2	7	3	0	1	5

ior season ... The ninth Mr. Basketball to attend Illinois since the award began in 1981 ... Named Illinois' Gatorade Player of the Year in 2002 ... McDonald's All-American ... *Champaign-Urbana News-Gazette* Illinois Player of the Year in 2002 ... First-Team All-State pick by the IBCA, *Chicago Tribune*, *Chicago Sun-Times*, *Champaign-Urbana News-Gazette* ... Finished his high school career as Proviso East's all-time leader in scoring, assists and steals. Averaged 25.6 points, 5.5 assists and 2.9 steals per game as a senior ... Once made 12 three-pointers on his way to 42 points against Addison Trail High School as a senior ... Helped the Pirates to the Sweet Sixteen of the Illinois state tournament as a senior ... Averaged 19 points, eight assists, five rebounds and five steals per game as a junior while earning First-Team All-State honors from the *Chicago Tribune*, *Chicago Sun-Times* and *Champaign-Urbana News-Gazette* ... Consensus national top-20 recruit ... Also played football at Proviso East, starting at quarterback and lettering in 2000 and 2001 ... Passed and ran for more than 1,800 yards and 16 touchdowns in seven games as a quarterback during his senior season and earned recruiting overtures from Florida State and Nebraska for football ... Played in the Jordan Classic, McDonald's All-American and City-Suburban All-Star games.

PERSONAL

Born Aug. 17, 1984, in Jackson, Miss. ... Given name is Daniel ... Mother is Cathy Brown-Blocker ... Father is Fred Brown ... Graduated in December with a bachelor's degree in sport management ... Reputation as one of the quickest guards in America has earned him the nickname "The One-Man Fast Break" ... Had a class rank of 16 out of 382 in his senior class ... Attended the same high school as former NBA player and current NBA coach Glenn "Doc" Rivers and current NBA star Michael Finley ... Favorite athlete is NBA star Allen Iverson.

Dee Brown at the NCAA Tournament

2003													
Date	Opponent	GS	MIN	FG-A	3P-A	FT-A	REB	PF	A	TO	B	S	PTS
3-20	vs. West. Kentucky*	38	6-13	0-3	4-4	4-3-7	0	8	2	0	2	16	
3-22	vs. Notre Dame *	37	5-14	1-3	3-6	1-1-2	2	3	1	0	0	14	
2004													
Date	Opponent	GS	MIN	FG-A	3P-A	FT-A	REB	PF	A	TO	B	S	PTS
3-19	Murray State	*	39	8-17	3-8	2-3	1-4-5	0	3	1	0	2	21
3-21	Cincinnati	*	35	6-12	2-5	0-0	0-3-3	0	8	1	0	2	14
3-26	Duke	*	39	6-10	2-4	0-1	1-2-3	0	2	2	0	1	14
2005													
Date	Opponent	GS	MIN	FG-A	3P-A	FT-A	REB	PF	A	TO	B	S	PTS
3-17	vs. F. Dickinson	*	32	7-10	2-5	3-4	0-1-1	4	2	5	0	1	19
3-19	vs. Nevada	*	34	0-4	0-3	2-2	1-3-4	0	5	1	0	0	2
3-24	vs. Wis.-Milwaukee *	38	7-12	5-8	2-2	0-2-2	1	2	3	1	2	21	
3-26	vs. Arizona	*	42	6-14	3-8	1-2	2-3-5	2	7	5	0	3	15
4-2	vs. Louisville	*	36	3-10	2-9	0-0	0-3-3	2	4	1	0	1	8
4-4	vs. North Carolina *	38	4-10	2-8	2-2	0-4-4	1	7	0	0	3	12	
Totals: (11 games)		11	408	58-126	22-64	19-26	10-29-39	12	51	22	1	17	156
Averages:			37.1	.460	.344	.731	3.5	4.6	0.1	1.5	14.2		

DEE BROWN'S CAREER STATISTICS

Year	G-GS	MIN-Avg	FGM-A/%	3PM-A/%	FTM-A/%	OR-DR-TOT/Avg	PF-DQ	A	TO	B	S	PTS/Avg
02-03	32-31	1090-34.1	142-327/.434	51-155/.329	49-72/.681	35-84-119/3.7	56-0	159	62	0	57	384/12.0
03-04	33-33	1153-34.9	160-389/.411	71-205/.346	49-73/.671	34-89-123/3.7	66-0	147	65	3	51	440/13.3
04-05	39-39	1272-32.6	179-359/.499	99-228/.434	61-79/.772	21-83-104/2.7	72-1	177	73	3	70	518/13.3
05-06	31-31	1104-35.6	151-412/.367	75-231/.325	70-95/.737	13-80-93/3.0	56-1	175	90	1	47	447/14.4
Totals	135-134	4619-34.2	632-1487/.425	296-819/.361	229-319/.718	103-336-439/3.3	250-2	658	290	7	225	1789/13.3



# #41 WARREN CARTER

Junior • Forward • 6-9 • 215  
Dallas, Texas/Lake Highlands H.S.

## CAREER HIGHS

Points .....14  
vs. Southeast Missouri State (12/28/05)

FG .....6  
vs. Southeast Missouri State (12/28/05)

FGA .....11  
vs. Southeast Missouri State (12/28/05)

3P .....1, twice,  
vs. Northwestern (2/23/05)  
& vs. Missouri (12/21/05)

3PA .....1, eight times,  
last vs. Michigan State  
(3/4/06)

FT .....5  
vs. Texas Southern (11/22/05)

FTA .....7, twice,  
vs. Florida A&M (11/21/04)  
& vs. Texas Southern  
(11/22/05)

Rebounds .....12  
vs. Northwestern (1/21/06)

Assists .....3  
vs. South Dakota State  
(11/18/05)

Blocks ...2, three times,  
last vs. Coppin State  
(12/18/05)

Steals .....2, twice,  
vs. Florida A&M (11/21/04)  
& vs. Michigan State  
(3/10/06)

Minutes .....25  
vs. Indiana (2/19/06)

## AT ILLINOIS

2005-06 Junior: Has played in 30 of 31 games, averaging 12 minutes per game ... Averaging 4.6 points and 2.9 rebounds on the year ... Has scored in double figures four times ... Had a career-high 14 points vs. Southeast Missouri State on Dec. 28, making 6-11 shots ... Pulled down a career-high 12 rebounds at Northwestern on Jan. 21.

2004-05 Sophomore: Saw action in 31 games while coming off the bench, averaging 2.2 points and 1.8 rebounds... Scored a season-high eight points in three different games, vs. Florida A&M (Nov. 21), vs. Oakland (Nov. 24) and vs. Chicago State (Dec. 6) ... Grabbed a season-high six rebounds twice in Big Ten play, vs. Northwestern (Feb. 23) and vs. Purdue (March 3) ... Made first career 3-pointer against Northwestern on Feb. 23 ... Shot 51.6 percent from the field (32-62) ... Prior to the 2004-05 season, traveled to Europe over the summer with the Big Ten Men's Basketball Foreign Tour Team ... Was the Big Ten Tour team's fifth leading scorer, averaging 9.6 points, and the third leading rebounder, averaging 4.4 rebounds.

2003-04 Freshman: Lanky freshman saw action in 17 games ... Scored season-high nine points and grabbed three rebounds in win over Western Illinois Nov. 22 ... Scored three points in win over Maryland-Eastern Shore Dec. 11.

## HIGH SCHOOL

Texas Class 5A Player of the Year as a senior ... Texas Association of Basketball Coaches All-State selection ... Dallas Morning News All-Area pick ... Played in the THSCA and TABC All-Star games ... Dallas area Defensive Player of the Year ... Averaged 25.6 points, 12.3 rebounds and 5.2 blocks per game as a senior, making 45 three-pointers (37 percent) and shooting 56 percent from the field and 75 percent from the free throw line ... Totalled 788 points, 77 steals, 371 rebounds and 143 blocks during his senior season ... Averaged 23.3 points, 10.7 rebounds and 3.5 blocked shots as a junior ... Consensus Top 100 recruit.

## PERSONAL

Born April 23, 1985, in Dallas, Texas ... Mother is Kamela Carter ... Majoring in community health ... Brother, Josh, is a freshman on the basketball team at Texas A&M ... Enjoys music and volleyball ... Says his biggest thrill in sports is playing in front of the Orange Krush at the Assembly Hall ... Favorite athlete is NBA player Robert Horry because "He can do so much and will do anything to help the team win" ... Biggest influence on his athletic career was his high school coach Rob Wiley because Wiley has been a supporting factor since day one of his basketball career ... Brother, Kevin, played basketball at Collin County Community College in Texas ... Played AAU ball with the Ft. Worth Lions coached by Mike Hatch, the same team on which former Illini Deron Williams played.

## WARREN CARTER • 2005-06 GAME-BY-GAME STATISTICS

Date	Opponent	G-GS	MIN	FG-A	Pct.	3-PT		FT-A	Pct.	OR-DR					PTS	
						FG-A	Pct.			TOT	PF-FO	A	TO	BLK		ST
11-18	S.Dakota St.	1-0	18	3-5	.600	0-0	.000	1-2	.500	2-3--5	3	3	2	0	0	7
11-20	Texas-Pan Am	1-0	6	2-4	.500	0-0	.000	0-0	.000	1-0--1	1	0	0	1	0	4
11-22	Texas Southern	1-0	20	3-9	.333	0-0	.000	5-7	.714	4-4--8	4	1	1	0	0	11
11-25	vs. Wichita State	1-0	14	4-6	.667	0-0	.000	0-0	.000	0-3--3	1	0	1	0	0	8
11-26	vs. Rutgers	1-0	15	1-6	.167	0-0	.000	0-1	.000	1-0--1	1	0	1	0	0	2
11-29	at N. Carolina	1-0	8	0-2	.000	0-0	.000	0-0	.000	1-2--3	2	0	2	0	1	0
12-3	vs. Xavier	1-0	2	0-1	.000	0-0	.000	0-0	.000	0-0--0	0	0	0	0	0	0
12-5	Ark.-Little Rock	1-0	13	4-7	.571	0-0	.000	3-4	.750	3-1--4	0	0	0	2	1	11
12-8	Georgetown	1-0	7	1-4	.250	0-0	.000	0-1	.000	2-0--2	1	0	0	0	0	2
12-10	vs. Oregon	1-0	12	0-3	.000	0-0	.000	0-0	.000	0-2--2	3	0	1	1	0	0
12-18	Coppin St.	1-1	19	3-5	.600	0-0	.000	1-2	.500	2-4--6	2	1	1	2	0	7
12-21	vs. Missouri	1-0	9	2-2	1.000	1-1	1.000	4-4	1.000	1-1--2	1	1	0	0	0	9
12-28	SE Missouri St.	1-0	18	6-11	.545	0-0	.000	2-3	.667	3-4--7	2	0	1	0	0	14
12-30	Tenn-Martin	1-0	15	3-6	.500	0-1	.000	0-0	.000	1-2--3	4	0	0	0	1	6
1-5	Michigan St.	1-0	6	0-1	.000	0-0	.000	0-0	.000	0-0--0	0	0	0	0	0	0
1-7	at Iowa	1-0	14	1-3	.333	0-0	.000	1-3	.333	1-3--4	3	2	0	1	0	3
1-14	Michigan	1-0	14	0-2	.000	0-1	.000	4-4	1.000	0-3--3	0	0	0	0	0	4
1-17	at Indiana	1-0	12	1-2	.500	0-0	.000	0-0	.000	0-1--1	1	0	0	1	0	2
1-21	at N'western	1-0	22	1-6	.167	0-0	.000	3-4	.750	5-7--12	2	0	0	0	0	5
1-25	Minnesota	DNP														
1-28	Purdue	1-0	6	1-3	.333	0-1	.000	2-2	1.000	0-0--0	0	0	0	0	0	4
1-31	at Wisconsin	1-0	4	0-3	.000	0-0	.000	0-0	.000	1-0--1	1	0	0	0	0	0
2-4	Penn State	1-0	5	2-2	1.000	0-0	.000	0-1	.000	0-2--2	1	0	0	0	0	4
2-12	at Ohio State	1-0	6	1-1	1.000	0-0	.000	0-0	.000	0-1--1	2	1	0	0	0	2
2-15	Northwestern	1-0	20	3-5	.600	0-0	.000	4-6	.666	1-3--4	2	1	2	0	0	10
2-19	Indiana	1-0	25	3-4	.750	0-0	.000	3-6	.500	2-1--3	1	0	2	0	1	9
2-21	at Michigan	1-0	10	0-2	.000	0-0	.000	0-0	.000	1-0--1	1	0	1	0	0	0
2-25	Iowa	1-0	11	2-4	.500	0-0	.000	1-1	1.000	1-0--1	1	1	0	0	0	5
2-28	at Minnesota	1-0	3	0-0	.000	0-0	.000	0-0	.000	0-0--0	0	1	0	0	0	0
3-4	at Michigan St.	1-0	13	2-3	.667	0-1	.000	2-2	1.000	1-4--5	2	1	0	1	0	6
3-10	vs. Michigan St.	1-0	14	2-4	.500	0-0	.000	0-0	.000	1-1--2	4	1	0	0	2	4

## Warren Carter at the NCAA Tournament

2004

Date	Opponent	GS	MIN	FG-A	3P-A	FT-A	REB	PF	A	TO	B	S	PTS
3-19	Murray State	1	0-0	0-0	0-0	0-0-0	0	0	0	0	0	0	0
3-21	Cincinnati	2	0-0	0-0	0-0	0-1-1	0	0	0	0	0	0	0
3-26	Duke	DNP											


2005

Date	Opponent	GS	MIN	FG-A	3P-A	FT-A	REB	PF	A	TO	B	S	PTS
3-17	vs. F. Dickinson	7	1-1	0-0	1-2	0-0-0	1	0	0	0	0	0	3
3-19	vs. Nevada	11	0-0	0-0	0-0	0-1-1	1	0	0	0	0	0	0
3-24	vs. Wis.-Milwaukee	4	0-1	0-0	0-0	0-1-1	0	2	0	0	0	0	0
3-26	vs. Arizona	3	0-0	0-0	2-2	1-1-2	0	0	0	0	0	0	2
4-2	vs. Louisville	1	0-0	0-0	0-0	0-0-0	0	0	0	0	0	0	0
4-4	vs. North Carolina	5	0-1	0-1	0-0	1-0-1	1	0	0	0	1	0	0

Totals: (8 games)		34	1-3	0-1	3-4	2-4-6	3	2	0	0	1	5
Averages:		4.3	.333	.000	.750	0.8	0.3	0.0	0.1	0.7		

## WARREN CARTER'S CAREER STATISTICS

Year	G-GS	MIN-Avg	FGM-A/%	3PM-A/%	FTM-A/%	OR-DR-TOT/Avg	PF-DQ	A	TO	B	S	PTS/Avg
03-04	17-0	63-3.7	6-15/.400	0-0/.000	8-10/.800	1-9-10/0.6	9-0	5	4	1	1	20/1.2
04-05	33-0	261-7.9	32-62/.516	1-6/.167	9-19/.474	19-39-58/1.8	26-0	5	14	6	9	74/2.2
05-06	30-1	361-12.0	51-116/.440	1-5/.200	36-53/.679	35-52-87/2.9	46-0	14	15	9	6	139/4.6
Totals	80-1	685-8.6	89-193/.461	2-11/.182	53-82/.646	55-100-155/1.9	81-0	24	33	16	16	233/2.9



## #3 CHESTER FRAZIER

Freshman • Guard • 6-2 • 190

Baltimore, Md./Lake Clifton-Eastern H.S./  
Notre Dame (Mass.) Prep.

### CAREER HIGHS

Points . . . . .6  
vs. Northwestern (1/21/06)

FG . . . . .2  
vs. Northwestern (1/21/06)

FGA . . . . .5  
vs. Texas-Pan American  
(11/20/05)

3P . . . . .1, five times,  
last vs. Michigan State  
(3/4/06)

3PA . . . . .5  
vs. Texas-Pan American  
(11/20/05)

FT . . . . .2  
vs. Texas Southern  
(11/22/05)

FTA . . . . .4  
vs. Tennessee-Martin  
(12/30/05)

Rebounds . .5, three times,  
last vs. Indiana (2/19/06)

Assists . . . . .8  
vs. Tennessee-Martin  
(12/30/05)

Blocks . . . . .0

Steals . . . . .1, five times,  
last vs. Wisconsin (1/31/06)

Minutes . . . . .22, twice,  
vs. Texas-Pan American  
(11/20/05) & vs.  
Tennessee-Martin  
(12/30/05)

### AT ILLINOIS

2005-06 Freshman: Reserve point guard has played in 25 games, averaging 13.7 minutes per contest ... Missed five games in December with a strained quadriceps muscle ... Own an assist-to-turnover ratio of 2.5 on the season (48 assists/19 turnovers) ... Had a career-high eight assists vs. Tennessee-Martin on Dec. 30 ... Scored a career-high six points at Northwestern on Jan. 21 ... Totaled a season-high five rebounds in three games; vs. Rutgers (Nov. 26), vs. Southeast Missouri State (Dec. 28) and vs. Indiana (Feb. 19).

### PREP SCHOOL

Attended Notre Dame Preparatory School in Fitchburg, Mass. as a fifth-year player during the 2004-05 season ... Coached by Bill Barton ... Averaged 16 points and seven assists ... Second-team All-Prep by Scout.com ... Top-50 Prep by Hoop Scoop ... Notre Dame posted a 23-12 record, playing one of the toughest schedules in the country, and advanced to the semifinals of the NEPSAC Class A Tournament ... During the summer of 2005, traveled to Europe with the Sport Tours International All-Stars Team, ranking third on the team in scoring with an average of 10.8 points during the six-game tour.

### HIGH SCHOOL

Attended Lake Clifton-Eastern High School, where he was coached by Herman Harried ... Averaged 16 points, eight assists, six rebounds and two steals as a senior, earning first-team All-Baltimore City/County honors and second-team All-Metro accolades by the *Baltimore Sun* ... Helped lead Lake Clifton-Eastern to a 19-5 record and a final ranking of 10th by the *Baltimore Sun* ... Selected to play in the Charm City Challenge, an annual game featuring all-stars from Baltimore against U.S. all-stars ... Played for the Cecil-Kirk AAU program out of Maryland, coached by Anthony Lewis ... Cecil-Kirk was runner-up at the Las Vegas 2004 Main Event and won the Las Vegas 2004 National Youth Basketball Championships.

### PERSONAL

Born April 14, 1986 ... Mother is Peggy Lynch ... Father is Chester Frazier Sr. ... Enrolled in the College of Liberal Arts and Sciences, general curriculum ... Has three brothers and three sisters ... First Baltimore native ever to sign with the Fighting Illini ... Hobbies include playing table tennis, watching movies and reading ... Credits his brothers with most influencing his basketball career ... Favorite athlete is Detroit Pistons point guard Chauncey Billups "because he can take over a game at any time with or without scoring."



## CHESTER FRAZIER • 2005-06 GAME-BY-GAME STATISTICS

Date	Opponent	G-GS	MIN	FG-A	Pct.	3-PT		FT-A	Pct.	OR-DR					PTS	
						FG-A	Pct.			TOT	PF-FO	A	TO	BLK		ST
11-18	S.Dakota St.	1-0	16	1-2	.500	0-1	.000	0-0	.000	0-1--1	1	4	0	0	0	2
11-20	Texas-Pan Am	1-0	22	1-5	.200	1-5	.200	0-0	.000	2-1--3	0	2	0	0	0	3
11-22	Texas Southern	1-0	18	1-3	.333	0-1	.000	2-2	1.000	1-2--3	2	4	1	0	0	4
11-25	vs. Wichita State	1-0	13	0-0	.000	0-0	.000	0-0	.000	0-0--0	3	2	0	0	0	0
11-26	vs. Rutgers	1-0	19	0-1	.000	0-1	.000	1-3	.333	1-4--5	1	2	2	0	1	1
11-29	at N. Carolina	1-0	14	0-2	.000	0-1	.000	0-0	.000	0-2--2	1	1	0	0	1	0
12-3	vs. Xavier	1-0	10	0-2	.000	0-2	.000	0-0	.000	0-0--0	0	0	1	0	0	0
12-5	Ark.-Little Rock	DNP-Inj.														
12-8	Georgetown	DNP-Inj.														
12-10	vs. Oregon	DNP-Inj.														
12-18	Coppin St.	DNP-Inj.														
12-21	vs. Missouri	DNP-Inj.														
12-28	SE Missouri St.	1-0	13	0-1	.000	0-0	.000	0-0	.000	1-4--5	0	5	0	0	1	0
12-30	Tenn-Martin	1-0	22	0-2	.000	0-2	.000	1-4	.250	0-0--0	0	8	1	0	1	1
1-5	Michigan St.	1-0	15	1-1	1.000	1-1	1.000	0-0	.000	1-1--2	0	1	0	0	0	3
1-7	at Iowa	1-0	11	1-3	.333	0-2	.000	0-0	.000	0-0--0	4	0	2	0	0	2
1-14	Michigan	DNP														
1-17	at Indiana	1-0	11	0-1	.000	0-0	.000	0-0	.000	0-1--1	1	2	1	0	0	0
1-21	at N'western	1-0	14	2-3	.667	1-1	1.000	1-2	.500	0-1--1	2	0	2	0	1	6
1-25	Minnesota	1-0	17	0-1	.000	0-1	.000	0-0	.000	0-1--1	1	3	2	0	0	0
1-28	Purdue	1-0	15	0-2	.000	0-2	.000	1-2	.500	0-1--1	0	1	1	1	1	1
1-31	at Wisconsin	1-0	12	0-2	.000	0-1	.000	0-0	.000	1-2--3	1	1	0	0	1	0
2-4	Penn State	1-0	7	0-1	.000	0-1	.000	0-0	.000	0-0--0	2	2	0	0	0	0
2-12	at Ohio State	1-0	17	1-3	.333	0-1	.000	2-2	1.000	0-3--3	3	1	2	0	0	4
2-15	Northwestern	1-0	8	0-1	.000	0-1	.000	0-0	.000	0-0--0	0	0	1	1	0	0
2-19	Indiana	1-0	15	0-1	.000	0-1	.000	1-2	.500	1-4--5	1	1	1	0	0	1
2-21	at Michigan	1-0	12	0-1	.000	0-0	.000	0-0	.000	0-1--1	4	2	0	0	0	0
2-25	Iowa	1-0	10	0-3	.000	0-2	.000	0-0	.000	0-0--0	1	1	0	0	0	0
2-28	at Minnesota	1-0	9	1-2	.500	1-2	.500	0-0	.000	0-1--1	2	0	0	0	0	3
3-4	at Michigan St.	1-0	18	1-3	.333	1-2	.500	0-0	.000	0-3--3	0	4	2	0	0	3
3-10	vs. Michigan St.	1-0	5	0-0	.000	0-0	.000	0-0	.000	0-1--1	2	1	0	0	0	0

## CHESTER FRAZIER'S CAREER STATISTICS

Year	G-GS	MIN-Avg	FGM-A/%	3PM-A/%	FTM-A/%	OR-DR-TOT/Avg	PF-DQ	A	TO	B	S	PTS/Avg
05-06	25-0	343-13.7	10-46/.217	5-30/.167	9-17/.529	8-34-42/1.7	32-0	48	19	2	7	34/1.4
Totals	25-0	343-13.7	10-46/.217	5-30/.167	9-17/.529	8-34-42/1.7	32-0	48	19	2	7	34/1.4



**#2 CHRIS HICKS**  
 Sophomore • Guard • 6-2 • 190  
 Chicago, Ill./Whitney Young H.S.

AT ILLINOIS

2005-06 Sophomore: Earned a spot on the team as a walk-on following open tryouts held in October ... Has seen action in 11 games on the season, totaling 10 points.

HIGH SCHOOL

Four-year basketball letterwinner at Whitney Young, earning varsity letters during his junior and senior seasons ... Averaged 12 points and six rebounds as a senior ... Advanced to the state finals of the IHSA Class AA dunk contest in 2003 and 2004 ... Also competed in track & field for two years, running the 400 meters and relays.

PERSONAL

Born Dec. 25, 1985 ... Mother is Beverly Poindexter ... Father is Cornelius Hicks ... Majoring in kinesiology ... Member of the Chicago Public League All-Academic Team ... Favorite athlete is Michael Jordan.

**CAREER HIGHS**

Points . . . . .4  
 vs. Tennessee-Martin  
 (12/30/05)

FG . . . . .2  
 vs. Tennessee-Martin  
 (12/30/05)

FGA . . . . .2  
 vs. Tennessee-Martin  
 (12/30/05)

3P . . . . .0

3PA . . . . .1, twice,  
 vs. Arkansas-Little Rock  
 (12/5/05) & vs. Missouri  
 (12/21/05)

FT . . . . .2, twice,  
 vs. Texas Southern  
 (11/22/05) & vs. Rutgers  
 (11/26/05)

FTA . . . . .2, four times,  
 last vs. Southeast Missouri  
 State (12/28/05)

Rebounds . . . . .1  
 vs. Minnesota (1/25/06)

Assists . . . . .1  
 vs. Arkansas-Little Rock  
 (12/5/05)

Blocks . . . . .0

Steals . . . . .0


Minutes . . . . .3  
 vs. Coppin State  
 (12/18/05)

## CHRIS HICKS • 2005-06 GAME-BY-GAME STATISTICS

Date	Opponent	G-GS	MIN	FG-A	3-PT		FT-A	Pct.	OR-DR		PF-FO	A	TO	BLK	ST	PTS
					Pct.	FG-A			TOT	Pct.						
11-18	S.Dakota St.	DNP														
11-20	Texas-Pan Am	DNP														
11-22	Texas Southern	1-0	2	0-0	.000	0-0	.000	2-2	1.000	0-0--0	0-0	0	0	0	0	2
11-25	vs. Wichita State	DNP														
11-26	vs. Rutgers	1-0	1	0-0	.000	0-0	.000	2-2	1.000	0-0--0	0-0	0	0	0	0	2
11-29	at N. Carolina	DNP														
12-3	vs. Xavier	DNP														
12-5	Ark.-Little Rock	1-0	2	0-1	.000	0-1	.000	1-2	.500	0-0--0	0-0	1	0	0	0	1
12-8	Georgetown	DNP														
12-10	vs. Oregon	1-0	2	0-0	.000	0-0	.000	0-0	.000	0-0--0	0-0	0	0	0	0	0
12-18	Coppin St.	1-0	3	0-0	.000	0-0	.000	0-0	.000	0-0--0	0-0	0	0	0	0	0
12-21	vs. Missouri	1-0	2	0-1	.000	0-1	.000	0-0	.000	0-0--0	0-0	0	0	0	0	0
12-28	SE Missouri St.	1-0	2	0-0	.000	0-0	.000	1-2	.500	0-0--0	0-0	0	0	0	0	1
12-30	Tenn-Martin	1-0	2	2-2	1.000	0-0	.000	0-0	.000	0-0--0	0-0	0	0	0	0	4
1-5	Michigan St.	DNP														
1-7	at Iowa	DNP														
1-14	Michigan	DNP														
1-17	at Indiana	DNP														
1-21	at N'western	DNP														
1-25	Minnesota	1-0	2	0-1	.000	0-0	.000	0-0	.000	0-1--1	0-0	0	0	0	0	0
1-28	Purdue	1-0	1	0-0	.000	0-0	.000	0-0	.000	0-0--0	0-0	0	0	0	0	0
1-31	at Wisconsin	DNP														
2-4	Penn State	DNP														
2-12	at Ohio State	DNP														
2-15	Northwester	DNP														
2-19	Indiana	DNP														
2-21	at Michigan	DNP														
2-25	Iowa	1-0	0+	0-0	.000	0-0	.000	0-0	.000	0-0--0	0-0	0	0	0	0	0
2-28	at Minnesota	DNP														
3-4	at Michigan St.	DNP														
3-10	vs. Michigan St.	DNP														

## CHRIS HICKS' CAREER STATISTICS

Year	G-GS	MIN-Avg	FGM-A/%	3PM-A/%	FTM-A/%	OR-DR-TOT/Avg	PF-DQ	A	TO	B	S	PTS/Avg
05-06	11-0	19-1.7	2-5/.400	0-2/.000	6-8/.750	0-1-1/0.1	0-0	1	0	0	0	10/0.9
Totals	11-0	19-1.7	2-5/.400	0-2/.000	6-8/.750	0-1-1/0.1	0-0	1	0	0	0	10/0.9



# #33 RICH McBRIDE

Junior • Guard • 6-3 • 205  
Springfield, Ill./Lanphier H.S.

## AT ILLINOIS

2005-06 Junior: Has started every game this season, ranking third on the team in scoring at 10.0 points per game ... Playing 30.1 minutes per game this year after averaging 14.3 minutes in his first two seasons ... Leads the Big Ten with an average of 2.5 threes per game ... Ranks second on the team and seventh in the Big Ten in 3-point field goal shooting at 40.3 percent (79-196) ... Second on the team in assists, averaging 2.1 apg ... Has averaged 12.5 ppg over the last 11 games, leading the Illini in scoring in five of those games with 19 points vs. Purdue (Jan. 28), 16 at Wisconsin (Jan. 31), 17 vs. Penn State (Feb. 4), 17 vs. Northwestern (Feb. 15) and 15 vs. Iowa (Feb. 25) ... Scored a season-high 21 points vs. Tennessee-Martin on Dec. 30 behind a career-high seven 3-pointers ... Had a career-high eight assists vs. Texas-Pan American (Nov. 20) ... South Padre Island Invitational All-Tournament Team.

2004-05 Sophomore: Illinois' first guard off the bench played in 38 games, averaging 14.4 minutes per game ... Three-point specialist ranked fourth on the team with 27 treys on the season ... Scored season-high nine points twice, vs. Delaware State (Nov. 17) and Wake Forest (Dec. 1) ... Played a season-high 24 minutes while scoring nine points in Illinois' rout of Wake Forest after Deron Williams got in early foul trouble ... Had career-high six rebounds vs. Chicago State (Dec. 6) ... Dished out a season-high four assists vs. Purdue (March 3).

2003-04 Freshman: Played in 29 games, averaging over 14 minutes per game ... Emerged on the scene with career-high 22 points in 29 minutes of play in win over Memphis Dec. 13 ... Nailed 6-10 three-pointers against Memphis, tying the most 3-pointers in a game by a Big Ten player on the season ... Also had a season-high five assists and season-high five rebounds against Memphis ... Had at least three treys in four games on the season (Memphis, Missouri, Illinois-Chicago and Ohio State) ... His 24 three-pointers were fourth-most on the team.

## HIGH SCHOOL

Three-time All-State selection by the *Champaign News-Gazette* and *Chicago Sun-Times* and two-time pick by the *Associated Press*, Illinois Basketball Coaches Association (IBCA) and *Chicago Tribune* ... Finished third in voting for Illinois' Mr. Basketball as a senior ... Four-year letterwinner at Lanphier under Craig Patton, helping the Lions to a 104-23 mark ... Finished his high school career as Lanphier's all-time leading scorer with 2,068 points ... Also Springfield's all-time leading scorer among class AA players ... Averaged 24.6 points, 7.9 rebounds and 2.3 assists per game as a senior ... Made 82 three-pointers as a senior ... Earned All-Conference honors all four years of high school ... EA Sports All-American ... Fourth-Team *Parade* All-American ... Helped Lanphier to second-place finish at 2002 Illinois Class AA state tournament ... Played in the EA Roundball Classic, IBCA, and Wendy's Chicago vs. New York All-Star games after his senior season ... Averaged 14 points per game as a freshman and finished third in the Central State Eight Player of the Year voting, while being named All-Conference ... Averaged 17 points as a sophomore, and was the conference player of the year after helping his team to a 25-4 record ... Averaged 18 points, five rebounds and four assists as a junior, while shooting 49 percent from the field and 43 percent from 3-point range and helping his team to a 32-2 mark and second place at the state tournament ... Consensus Top 50 recruit ... Played on the 2002 USA Basketball Men's Youth Development Festival ... AAU Teammate with fellow Illini sophomore Brian Randle on the Ft. SOOY team coached by Verdell Jones.

## PERSONAL

Born Jan. 29, 1985 ... Son of Richard and Bernadine McBride ... Majoring in sport management ... Lists his biggest thrill in sports as helping his team to a runner-up finish at the state tournament as a junior ... Favorite athlete is NBA star Tracy McGrady because of the attitude he shows on and off the court ... Says his parents most influenced his athletics career by sticking by him and pushing him in the right direction.

## CAREER HIGHS

Points .....22  
vs. Memphis (12/13/03)

FG .....7, twice,  
vs. Memphis (12/13/03) &  
vs. Tennessee-Martin  
(12/30/05)

FGA .....13, twice,  
vs. Memphis (12/13/03) &  
vs. Tennessee-Martin  
(12/30/05)

3P .....7  
vs. Tennessee-Martin  
(12/30/05)

3PA .....12  
vs. Northwestern (1/21/06)

FT .....4  
vs. Purdue (1/28/06)

FTA .....4, twice,  
vs. Purdue (1/28/06) & vs.  
Iowa (2/26/06)

Rebounds .....6  
vs. Chicago State  
(12/6/04)

Assists .....8  
vs. Texas-Pan American  
(11/20/05)

Blocks .....1, twice,  
vs. Valparaiso (12/19/04) &  
vs. Penn State (1/12/05)

Steals ....3, four times,  
last vs. Missouri (12/21/05)

Minutes .....37  
vs. Minnesota (2/28/06)



## RICH McBRIDE • 2005-06 GAME-BY-GAME STATISTICS

Date	Opponent	G-GS	MIN	FG-A	Pct.	3-PT		FT-A	Pct.	OR-DR		PF-FO	A	TO	BLK	ST	PTS
						FG-A	Pct.			TOT							
11-18	S.Dakota St.	1-1	29	5-9	.556	4-7	.571	1-2	.500	0-3--3	2	4	1	0	3	15	
11-20	Texas-Pan Am	1-1	33	4-13	.308	3-10	.300	0-0	.000	2-0--2	2	8	1	0	1	11	
11-22	Texas Southern	1-1	17	3-6	.500	3-6	.500	0-0	.000	0-0--0	2	2	1	0	2	9	
11-25	vs. Wichita State	1-1	34	3-9	.333	2-6	.333	0-0	.000	1-2--3	1	2	1	0	0	8	
11-26	vs. Rutgers	1-1	30	4-7	.571	3-6	.500	0-0	.000	0-2--2	4	2	0	0	0	11	
11-29	at N. Carolina	1-1	33	4-11	.364	3-8	.375	1-1	1.000	0-3--3	1	5	2	0	1	12	
12-3	vs. Xavier	1-1	33	1-7	.143	1-4	.250	0-0	.000	0-3--3	2	2	1	0	0	3	
12-5	Ark.-Little Rock	1-1	22	0-6	.000	0-4	.000	2-2	1.000	1-2--3	0	1	1	0	1	2	
12-8	Georgetown	1-1	32	2-5	.400	2-3	.667	2-2	1.000	0-3--3	0	0	0	0	0	8	
12-10	vs. Oregon	1-1	28	5-12	.417	3-10	.300	0-0	.000	0-2--2	1	2	1	0	0	13	
12-18	Coppin St.	1-1	29	3-8	.375	3-8	.375	0-0	.000	0-1--1	3	0	4	0	0	9	
12-21	vs. Missouri	1-1	33	2-6	.333	1-4	.250	0-0	.000	0-2--2	1	4	3	0	3	5	
12-28	SE Missouri St.	1-1	24	2-4	.500	2-3	.667	0-0	.000	0-0--0	0	1	1	0	1	6	
12-30	Tenn-Martin	1-1	24	7-12	.583	7-10	.700	0-0	.000	0-4--4	4	1	2	0	2	21	
1-5	Michigan St.	1-1	31	3-6	.500	2-4	.500	0-0	.000	0-1--1	1	2	1	0	0	8	
1-7	at Iowa	1-1	28	1-7	.143	1-6	.167	0-0	.000	0-2--2	2	2	1	0	1	3	
1-14	Michigan	1-1	26	2-7	.286	1-6	.167	0-0	.000	0-0--0	3	3	3	0	0	5	
1-17	at Indiana	1-1	33	2-7	.286	1-5	.200	0-0	.000	0-3--3	0	1	2	0	0	5	
1-21	at N'western	1-1	29	4-12	.333	4-12	.333	0-0	.000	0-0--0	2	1	2	0	1	12	
1-25	Minnesota	1-1	23	3-8	.375	2-7	.286	0-0	.000	0-1--1	3	3	1	0	0	8	
1-28	Purdue	1-1	34	6-10	.600	3-6	.500	4-4	1.000	0-2--2	1	2	1	0	0	19	
1-31	at Wisconsin	1-1	32	5-10	.500	4-6	.666	2-2	1.000	0-1--1	4	0	0	0	1	16	
2-4	Penn State	1-1	28	6-10	.600	5-9	.555	0-0	.000	0-2--2	2	3	2	0	1	17	
2-12	at Ohio State	1-1	30	1-8	.125	1-5	.200	0-0	.000	0-2--2	3	2	0	0	0	3	
2-15	Northwestern	1-1	34	6-10	.600	4-8	.500	1-2	.500	0-1--1	2	0	1	0	1	17	
2-19	Indiana	1-1	34	2-8	.250	2-7	.286	2-2	1.000	0-3--3	2	2	3	0	1	8	
2-21	at Michigan	1-1	35	2-8	.250	1-5	.200	0-0	.000	0-2--2	1	3	1	0	0	5	
2-25	Iowa	1-1	30	4-7	.571	4-5	.800	3-4	.750	0-0--0	0	1	3	0	0	15	
2-28	at Minnesota	1-1	37	5-10	.500	2-5	.400	0-0	.000	1-1--2	2	2	1	0	2	12	
3-4	at Michigan St.	1-1	34	4-9	.444	2-3	.667	2-2	1.000	0-0--0	3	3	1	0	1	12	
3-10	vs. Michigan St.	1-1	34	4-9	.444	3-8	.375	2-2	1.000	0-1--1	1	1	1	0	1	13	

## Rich McBride at the NCAA Tournament

## 2004

Date	Opponent	GS	MIN	FG-A	3P-A	FT-A	REB	PF	A	TO	B	S	PTS
3-19	Murray State	13	1-3	1-2	0-0	3-0-3	2	0	0	0	0	0	3
3-21	Cincinnati	10	2-3	2-3	0-0	0-0-0	1	0	0	0	0	0	6
3-26	Duke	10	0-2	0-0	0-0	1-0-1	1	1	0	0	0	0	0


## 2005

Date	Opponent	GS	MIN	FG-A	3P-A	FT-A	REB	PF	A	TO	B	S	PTS
3-17	vs. F. Dickinson	9	0-2	0-2	0-0	0-1-1	0	0	0	0	0	1	0
3-19	vs. Nevada	6	0-0	0-0	0-0	0-0-0	2	0	0	0	0	0	0
3-24	vs. Wis.-Milwaukee	8	0-1	0-1	0-0	0-0-0	2	0	1	0	0	0	0
3-26	vs. Arizona	8	1-2	1-2	0-0	0-1-1	1	0	0	0	0	0	3
4-2	vs. Louisville	8	0-1	0-1	0-0	0-1-1	0	0	0	0	0	0	0
4-4	vs. North Carolina	2	0-0	0-0	0-0	0-0-0	0	0	0	0	0	0	0

Totals: (9 games)		74	4-14	4-11	0-0	4-3-7	9	1	1	0	1	12
Averages:		8.2	.286	.364	.000	0.8	0.1	0.0	0.1	1.3		

## RICH McBRIDE'S CAREER STATISTICS

Year	G-GS	MIN-Avg	FGM-A/%	3PM-A/%	FTM-A/%	OR-DR-TOT/Avg	PF-DQ	A	TO	B	S	PTS/Avg
03-04	29-0	411-14.2	30-99/.303	24-74/.324	8-10/.800	16-20-36/1.2	55-1	31	13	0	14	92/3.2
04-05	38-0	546-14.4	32-99/.323	27-87/.310	7-7/1.000	16-35-51/1.3	41-0	29	19	2	15	98/2.6
05-06	31-31	933-30.1	105-261/.402	79-196/.403	22-25/.880	5-49-54/1.7	55-0	65	43	0	24	311/10.0
Totals	98-31	1890-19.3	167-459/.364	130-357/.364	37-42/.881	37-104-141/1.4	151-1	125	75	2	53	501/5.1



## #55 SHAUN PRUITT

Sophomore • Forward/Center • 6-10 • 240  
Aurora, Ill./West Aurora H.S.

### CAREER HIGHS

Points .....17  
vs. Indiana (1/17/06)

FG .....7  
vs. Indiana (1/17/06)

FGA .....9  
vs. Indiana (1/17/06) & vs. Penn State (2/4/06)

3P .....0

3PA .....0

FT .....4, three times,  
last vs. Michigan State  
(3/4/06)

FTA .....6, twice,  
vs. Oakland (11/24/04) &  
vs. Coppin State  
(12/18/05)

Rebounds .....10  
vs. Northwestern (1/21/06)

Assists .....3  
vs. Penn State (2/4/06)

Blocks .....3  
vs. Indiana (1/17/06)

Steals ...2, three times,  
last vs. Wisconsin (1/31/06)

Minutes .....25, twice,  
vs. Iowa (1/7/06) & vs.  
Michigan State (3/4/06)

### AT ILLINOIS

**2005-06 Sophomore:** Has started every game this season and is averaging 19.8 minutes per game, after averaging less than five minutes last season ... Considered Illinois' most improved player from last year, he is averaging 6.3 points on over 52 percent shooting on the season ... Has scored in double figures six times on the year ... Ranks third on the team in rebounding, averaging 5.1 boards ... Ranked seventh in the Big Ten in field goal shooting in conference games only at 54.3 percent (50-92) ... Scored a career-high 17 points on 7-9 shooting along with a career-high three blocks at Indiana (Jan. 17) ... Pulled down a career-high 10 rebounds at Northwestern (Jan. 21) ... Averaged 9.4 points over the final five games of the regular season ... Shot 71 percent from the field (22-31) over the final seven games of the regular season.

**2004-05 Freshman:** Saw action in 21 games on the season, averaging 4.6 minutes per game ... Scored a season-high seven points and grabbed a season-high five rebounds vs. Florida A&M (Nov. 21).

### HIGH SCHOOL

Illinois Mr. Basketball runner-up in 2004 ... Considered the top big man in the state of Illinois ... Led West Aurora to tie school record with 32 wins and third place finish at Class AA state tournament, averaging 16.5 points, 8.5 rebounds, four blocks, two assists and two steals per game ... Played with two other Div. I basketball recruits at West Aurora with Justin Cerasoli (Mississippi) and Jeah Thomas (Florida A&M) ... Led Blackhawks with game highs of 21 points and nine rebounds in win over two-time state champion Peoria Central ... West Aurora was the only team from Illinois to defeat Peoria Central in over two seasons ... West Aurora moved to No. 6 national ranking by *USA Today* after win over Peoria Central ... Blackhawks compiled a record of 85-7 during his three seasons, the best record in the state ... Captured DuPage Valley Conference MVP honors after leading team to third consecutive 14-0 conference record, 45 consecutive conference wins and fifth-straight conference championship overall ... First-Team All-State by the *Associated Press*, IBCA and *Chicago Tribune* ... *Aurora Beacon News* Player of the Year ... Second-Team All-State by the *Chicago Sun-Times* ... Consensus national top 75 player as a senior ... Led Team Illinois in rebounding with nine in 2004

Wendy's Classic and in defeat of Chinese Junior National Team in June of 2004 ... Grabbed a career-high 15 rebounds vs. Missouri's top-ranked private school, Chaminade, at KMOX Shootout in St. Louis ... As a junior, appeared in final eight games of the season on 26-2 team, returning from a preseason broken ankle ... Averaged 14.5 points and 7.5 rebounds ... Had strong summer performances at NBA Players Association camp, his second Nike All-American camp (receiving Top 25 honors), Adidas Big Time and AAU Nationals ... As a sophomore, led West Aurora to state super-sectional and 27-3 record, returning from broken foot in second game to average 12.5 points and 6.5 rebounds in 17 games ... Played for legendary coach Gordy Kerkman at West Aurora ... Attended Chicago Providence St. Mel as a freshman, and was a member of a 23-7 super-sectional team.

### PERSONAL

Born Nov. 22, 1985 in Chicago ... Mother is Debra Pruitt ... Father is Steve Pruitt ... Majoring in speech communications ... Father played basketball at Olive-Harvey College ... First Aurora player since Kenny Battle to join Fighting Illini ... Joined Battle on West Aurora's prestigious basketball "Wall of Fame" ... Honor roll student as a senior ... High school teammate of Louisiana State's Dameon Mason as a sophomore and junior ... Favorite athlete is NBA star Kevin Garnett.

## SHAUN PRUITT • 2005-06 GAME-BY-GAME STATISTICS

Date	Opponent	G-GS	MIN	FG-A	Pct.	3-PT		FT-A	Pct.	OR-DR		PF-FO	A	TO	BLK	ST	PTS
						FG-A	Pct.			TOT							
11-18	S.Dakota St.	1-1	24	5-5	1.000	0-0	.000	1-2	.500	3-6--9	1	1	1	1	0	11	
11-20	Texas-Pan Am	1-1	15	0-3	.000	0-0	.000	0-0	.000	1-1--2	2	1	1	0	0	0	
11-22	Texas Southern	1-1	19	4-8	.500	0-0	.000	1-5	.200	4-3--7	1	0	1	0	1	9	
11-25	vs. Wichita State	1-1	22	5-7	.714	0-0	.000	0-0	.000	1-6--7	4	0	1	0	0	10	
11-26	vs. Rutgers	1-1	21	2-6	.333	0-0	.000	2-4	.500	2-5--7	1	2	1	0	2	6	
11-29	at N. Carolina	1-1	18	2-2	1.000	0-0	.000	0-2	.000	0-2--2	3	0	2	0	1	4	
12-3	vs. Xavier	1-1	17	0-2	.000	0-0	.000	0-2	.000	2-2--4	3	0	1	0	0	0	
12-5	Ark.-Little Rock	1-1	21	1-1	1.000	0-0	.000	3-4	.750	4-4--8	4	0	1	1	1	5	
12-8	Georgetown	1-1	13	1-6	.167	0-0	.000	1-1	1.000	2-1--3	0	0	0	1	0	3	
12-10	Oregon	1-1	14	3-5	.600	0-0	.000	2-3	.667	4-3--7	4	1	2	1	2	8	
12-18	Coppin St.	1-1	24	0-0	.000	0-0	.000	4-6	.667	1-1--2	1	0	0	0	0	4	
12-21	vs. Missouri	1-1	20	2-5	.400	0-0	.000	1-2	.500	2-2--4	4	0	2	1	0	5	
12-28	SE Missouri St.	1-1	19	4-6	.667	0-0	.000	0-1	.000	3-3--6	3	0	0	0	0	8	
12-30	Tenn-Martin	1-1	23	3-6	.500	0-0	.000	1-1	1.000	3-6--9	2	0	4	0	1	7	
1-5	Michigan St.	1-1	25	2-5	.400	0-0	.000	1-3	.333	1-4--5	2	0	0	0	0	5	
1-7	at Iowa	1-1	27	3-4	.750	0-0	.000	1-4	.250	3-5--8	2	0	1	2	0	7	
1-14	Michigan	1-1	18	2-6	.333	0-0	.000	0-1	.000	1-5--6	4	0	0	0	1	4	
1-17	at Indiana	1-1	24	7-9	.778	0-0	.000	3-5	.600	1-6--7	2	0	0	3	1	17	
1-21	at N'western	1-1	18	2-6	.333	0-0	.000	0-0	.000	3-7--10	3	0	2	0	0	4	
1-25	Minnesota	1-1	19	3-6	.500	0-0	.000	1-2	.500	2-0--2	3	0	0	0	0	7	
1-28	Purdue	1-1	19	1-5	.200	0-0	.000	0-0	.000	4-2--6	4	1	3	1	0	2	
1-31	at Wisconsin	1-1	22	1-5	.200	0-0	.000	1-4	.250	3-3--6	2	0	0	1	2	3	
2-4	Penn State	1-1	24	5-9	.555	0-0	.000	0-0	.000	4-3--7	1	3	1	0	0	10	
2-12	at Ohio State	1-1	14	2-6	.333	0-0	.000	0-0	.000	0-1--1	1	1	2	1	0	4	
2-15	Northwestern	1-1	12	2-2	1.000	0-0	.000	0-0	.000	1-2--3	1	0	4	0	0	4	
2-19	Indiana	1-1	15	3-3	1.000	0-0	.000	2-2	1.000	2-0--2	3	0	1	0	0	8	
2-21	at Michigan	1-1	18	5-7	.714	0-0	.000	0-0	.000	2-1--3	3	1	1	0	1	10	
2-25	Iowa	1-1	22	4-6	.667	0-0	.000	0-1	.000	3-3--6	5-1	1	1	0	0	8	
2-28	at Minnesota	1-1	23	4-5	.800	0-0	.000	1-2	.500	1-4--5	1	1	2	0	0	9	
3-4	at Michigan St.	1-1	25	4-8	.500	0-0	.000	4-4	1.000	1-3--4	1	0	1	0	0	12	
3-10	vs. Michigan St.	1-1	20	0-3	.000	0-0	.000	1-2	.500	1-0--1	3	0	1	0	0	1	

## Shaun Pruitt at the NCAA Tournament

2005

Date	Opponent	GS	MIN	FG-A	3P-A	FT-A	REB	PF	A	TO	B	S	PTS
3-17	vs. F. Dickinson		0+	0-0	0-0	0-0	0-0-0	1	0	0	0	0	0
3-19	vs. Nevada		DNP										
3-24	vs. Wis.-Milwaukee		DNP										
3-26	vs. Arizona		DNP										
4-2	vs. Louisville		DNP										
4-4	vs. North Carolina		DNP										

Totals: (1 game)

Averages: 0.0+ .000 .000 .000 0.0-0 1 0 0 0 0 0

## SHAUN PRUITT'S CAREER STATISTICS

Year	G-GS	MIN-Avg	FGM-A/%	3PM-A/%	FTM-A/%	OR-DR-TOT/Avg	PF-DQ	A	TO	B	S	PTS/Avg
04-05	21-0	97-4.6	10-26/.385	0-0/.000	9-18/.500	10-9-19/0.9	17-0	0	10	1	3	29/1.4
05-06	31-31	615-19.8	82-157/.522	0-0/.000	31-63/.492	65-94-159/5.1	74-1	15	38	15	13	195/6.3
Totals	52-31	712-13.7	92-183/.503	0-0/.000	40-81/.494	75-103-178/3.4	91-1	15	48	16	16	224/4.3





# #42 BRIAN RANDLE

Redshirt Sophomore • Forward • 6-8 • 215  
Peoria, Ill./Notre Dame H.S.

-- Big Ten All-Defensive Team --

## CAREER HIGHS

Points .....16  
vs. Rutgers (11/26/05)

FG .....7  
vs. Indiana (1/17/06)

FGA .....13, twice,  
vs. Indiana (1/17/06) & vs.  
Wisconsin (1/31/06)

3P .....2  
vs. North Carolina  
(11/29/05)

3PA .....3, twice,  
vs. Georgetown (12/8/05)  
& vs. Penn State (2/4/06)

FT .....7  
vs. Iowa (2/25/06)

FTA .....8, three times,  
last vs. Michigan State  
(3/10/06)

Rebounds .....13  
vs. Wisconsin (1/31/06)

Assists .....5  
vs. Texas Southern  
(11/22/05)

Blocks .....3, twice,  
vs. Penn State (1/21/04) &  
vs. Minnesota (2/8/04)

Steals ...3, three times,  
last vs. Penn State (2/4/06)

Minutes .....36  
vs. Indiana (2/19/06)

## AT ILLINOIS

2005-06 Sophomore: Big Ten All-Defensive Team selection ... Has started 30 games and ranks fourth on the team in scoring with an average of 8.3 points ... Shooting over 51 percent from the field (99-192) ... Second on the Illini in rebounding, averaging 5.3 rpg ... Particularly good on the offensive glass, ranking eighth in the Big Ten with an average of 2.4 offensive rebounds ... Second on the team with 16 blocked shots and third with 24 steals ... Has reached double figures in scoring 11 times this season, led by a career-high 16 points vs. Rutgers (Nov. 26) ... Recorded first career double-double at Wisconsin on Jan. 31 with 12 points and career-high 13 rebounds ... Illinois' best defender, drawing the assignment of guarding the opponents' top perimeter player.

2004-05 Redshirt: Took a medical redshirt on the season after breaking his left hand during a November practice ... During the summer of 2005, traveled to Europe with the Big Ten Men's Basketball Foreign Tour Team ... Was the Big Ten Tour team's second leading scorer, averaging 10.2 points, and the third leading rebounder, averaging 5.4 rebounds.

2003-04 Freshman: Saw action in 32 games on the season, including nine starts ... Made nearly 57 percent of his field-goal attempts ... Averaged 2.7 points and 2.3 boards for the season ... High-flyer twice appeared on ESPN's Top 10 Plays for spectacular dunks (vs. Illinois-Chicago and Penn State) ... Just missed a double-double with nine points and a season-high 11 rebounds in win over Illinois-Chicago on Dec. 30 ... Scored season-high 10 points in win over Ohio State on Jan. 7 ... Had six rebounds and a season-high three blocks vs. Minnesota on Feb. 8.

## HIGH SCHOOL

Three-time All-State selection by the Champaign-Urbana News-Gazette ... Averaged 22.9 points, 12.8 rebounds, 5.2 blocks and 3.1 assists as a senior ... Managed a double-double in 23 of his 26 games ... Finished fourth in voting for Illinois Mr. Basketball as a senior ... First-Team All-State selection by the Chicago Sun-Times, Champaign-Urbana News-Gazette, Associated Press and IBCA, and Second-Team by Chicago Tribune ... Peoria Journal-Star Player of the Year ... First-Team All-Mid State Six Conference and All-Area ... High games were 34 points and 22 rebounds ... Had a triple-double by halftime on Jan. 11, 2003 at the Highland Shootout ... Played in the Wendy's Chicago vs. New York All-Star Shootout and IBCA All-Star game following his senior year ... Lettered four times in basketball while in high school ... High school coach was Eddie Matthews ... Consensus Top 50 recruit ... Averaged 16.0 points and 9.8 rebounds as a junior ... Earned Second-Team AP All-State honors as a junior ... AAU Teammate with fellow Illini sophomore Rich McBride on the Ft. SOOY team coached by Verdell Jones.

## PERSONAL

Born Feb. 8, 1985, in Peoria, Ill. ... Son of Charles and Maryann Randle ... Majoring in agricultural finance ... Sister, Marisa, graduated from Illinois ... Member of the Notre Dame honor roll as a 4.0 student ... National Honor Society member ... High School Student Ambassador ... Member of the Liturgy Club while in high school ... Hobbies include cars, cooking and fishing ... Dream in sports is to win a national championship ... Favorite athlete is Grant Hill because of the way he carries himself on and off the court ... Says his father most influenced his athletics career because he didn't push too hard, gave him a base and supported him through all decisions.

## BRIAN RANDLE • 2005-06 GAME-BY-GAME STATISTICS

Date	Opponent	G-GS	MIN	FG-A	Pct.	3-PT		FT-A	Pct.	OR-DR					PTS	
						FG-A	Pct.			TOT	PF-FO	A	TO	BLK		ST
11-18	S.Dakota St.	1-1	17	3-4	.750	0-0	.000	0-0	.000	0-2--2	4	0	3	0	0	6
11-20	Texas-Pan Am	1-1	18	3-5	.600	0-0	.000	0-4	.000	6-2--8	2	1	1	0	2	6
11-22	Texas Southern	1-1	24	3-6	.500	0-0	.000	0-0	.000	2-1--3	2	5	1	2	1	6
11-25	vs. Wichita State	1-1	22	1-3	.333	0-0	.000	2-2	1.000	1-5--6	2	1	1	1	0	4
11-26	vs. Rutgers	1-1	32	6-8	.750	1-1	1.000	3-4	.750	4-1--5	3	1	1	0	1	16
11-29	at N. Carolina	1-1	20	4-5	.800	2-2	1.000	2-4	.500	2-1--3	4	1	3	2	2	12
12-3	vs. Xavier	1-1	31	3-5	.600	0-2	.000	0-0	.000	2-1--3	4	1	2	1	2	6
12-5	Ark.-Little Rock	1-1	28	5-7	.714	0-1	.000	1-4	.250	2-4--6	2	2	1	1	0	11
12-8	Georgetown	1-1	29	3-11	.272	0-3	.000	2-2	1.000	6-3--9	4	1	2	0	0	8
12-10	vs. Oregon	1-1	26	4-8	.500	0-1	.000	1-2	.500	3-4--7	2	0	1	0	1	9
12-18	Coppin St.	DNP-Inj.														
12-21	vs. Missouri	1-1	27	4-7	.571	0-2	.000	5-8	.625	2-4--6	1	2	3	0	1	13
12-28	SE Missouri St.	1-1	26	4-9	.444	0-2	.000	1-2	.500	2-7--9	4	2	3	1	1	9
12-30	Tenn-Martin	1-1	21	2-6	.333	0-2	.000	0-1	.000	2-1--3	1	3	1	0	0	4
1-5	Michigan St.	1-1	32	1-6	.167	0-2	.000	1-2	.500	2-3--5	2	1	1	0	0	3
1-7	at Iowa	1-1	25	2-3	.667	0-0	.000	0-0	.000	0-2--2	5-1	1	3	1	0	4
1-14	Michigan	1-1	31	3-6	.500	1-2	.500	2-3	.667	5-1--6	5-2	3	0	2	0	9
1-17	at Indiana	1-1	35	7-13	.540	0-1	.000	1-3	.333	2-4--6	5-3	1	0	0	2	15
1-21	at N'western	1-1	22	1-5	.200	1-2	.500	0-0	.000	2-3--5	0	1	1	1	0	3
1-25	Minnesota	1-1	20	3-6	.500	0-0	.000	4-7	.571	3-5--8	3	0	0	0	0	10
1-28	Purdue	1-1	26	4-8	.500	0-1	.000	1-1	1.000	1-3--4	4	2	1	0	1	9
1-31	at Wisconsin	1-1	29	6-13	.461	0-0	.000	0-0	.000	7-6--13	4	0	0	1	1	12
2-4	Penn State	1-1	34	3-7	.429	1-3	.333	1-2	.500	5-3--8	4	2	1	0	3	8
2-12	at Ohio State	1-1	29	3-7	.429	0-1	.000	1-2	.500	4-1--5	5	0	0	1	0	7
2-15	Northwestern	1-1	37	4-5	.800	0-1	.000	2-4	.500	2-6--8	3	2	0	0	0	10
2-19	Indiana	1-1	36	5-9	.556	0-2	.000	2-2	1.000	3-2--5	1	3	5	0	2	12
2-21	at Michigan	1-1	35	3-6	.500	0-0	.000	0-0	.000	1-2--3	5	0	1	1	1	6
2-25	Iowa	1-1	28	3-4	.750	0-0	.000	7-8	.875	3-1--4	3	1	1	0	1	13
2-28	at Minnesota	1-1	18	1-2	.500	0-1	.000	2-2	1.000	0-2--2	3	1	0	1	0	4
3-4	at Michigan St.	1-1	18	1-2	.500	0-0	.000	0-1	.000	1-2--3	5	2	0	0	2	2
3-10	vs. Michigan St.	1-1	30	4-6	.667	0-1	.000	4-8	.500	0-3--3	4	2	3	0	0	12

## Brian Randle at the NCAA Tournament

2004

Date	Opponent	GS	MIN	FG-A	3P-A	FT-A	REB	PF	A	TO	B	S	PTS
3-19	Murray State		2	0-0	0-0	0-0	0-1-1	0	0	1	0	0	0
3-21	Cincinnati		4	0-0	0-0	0-0	0-1-1	2	0	0	0	0	0
3-26	Duke		DNP										

2005 - DNP, Medical Redshirt

Totals: (2 games)		6	0-0	0-0	0-0	0-2-2	2	0	1	0	0	0	0
Averages:		3.0	.000	.000	.000	0.7		0.0		0.0	0.0	0.0	0.0

## BRIAN RANDLE'S CAREER STATISTICS

Year	G-GS	MIN-Avg	FGM-A/%	3PM-A/%	FTM-A/%	OR-DR-TOT/Avg	PF-DQ	A	TO	B	S	PTS/Avg
03-04	32-9	354-11.1	35-62/.565	3-12/.250	13-28/.464	24-49-73/2.3	62-3	16	26	11	15	86/2.7
04-05	DNP - Medical Redshirt											
05-06	30-30	806-26.9	99-192/.516	6-33/.182	45-78/.577	75-85-160/5.3	96-6	42	40	16	24	249/8.3
Totals	62-39	1160-18.7	134-254/.528	9-45/.200	58-106/.547	99-134-233/3.8	158-9	58	66	27	39	335/5.4



# #31 JAMAR SMITH

Freshman • Guard • 6-3 • 175  
Peoria, Ill./Richwoods H.S.

-- Big Ten All-Freshman Team --

### CAREER HIGHS

Points .....23  
vs. Arkansas-Little Rock  
(12/5/05)

FG .....8  
vs. Arkansas-Little Rock  
(12/5/05)

FGA .....11  
vs. Iowa (1/7/06)

3P .....6  
vs. Arkansas-Little Rock  
(12/5/05)

3PA .....8, three times,  
last vs. Minnesota  
(1/25/06)

FT .....4  
vs. Oregon (12/10/05)

FTA .....5  
vs. Texas Southern  
(11/22/05)

Rebounds .....5, twice,  
vs. Coppin State  
(12/18/05) & vs. Purdue  
(1/28/06)

Assists .....6  
vs. Minnesota (2/28/06)

Blocks .....0

Steals .....2, four times,  
last vs. Northwestern  
(2/15/06)

Minutes .....28  
vs. Arkansas-Little Rock  
(12/5/05)

### AT ILLINOIS

2005-06 Freshman: Big Ten All-Freshman Team selection ... Illinois' first guard off the bench has seen action in 30 games on the year ... Despite playing less than 19 minutes per game, ranks fifth on the team in scoring, averaging 7.8 points ... Leads the Big Ten in 3-point field goal shooting at 48.8 percent (60-123) ... Has made his first 3-point attempt 13 times and has had at least one 3-pointer in all but five games ... Has scored in double figures 11 times and has totaled at least eight points in 19 of 30 games ... Scored a career-high 23 points vs. Arkansas-Little Rock on Dec. 5, hitting 8-10 shots, including 6-8 from 3-point range ... Best Big Ten game came against Minnesota on Jan. 25 when he scored 16 points and shot 5-8 on 3-pointers ... Had a career-high six assists at Minnesota (Feb. 28).

### HIGH SCHOOL

Earned four varsity letters at Richwoods ... High school coach was Mike Ellis ... Led the Mid-State 6 Conference in scoring as a senior for the second straight year, averaging 21.3 points ... Shot nearly 46 percent from 3-point range, making 96 threes on the season ... *Peoria Journal Star* Class AA Player of the Year ... First-team All-State by the *Champaign-Urbana News-Gazette* and the Illinois Basketball Coaches Association ... Second-team All-State by the *Associated Press* and third-team All-State by the *Chicago Sun-Times* and *Chicago Tribune* ... Led Richwoods to a 21-8 record and the IHSA sectional final during his senior season ... Scored 37 points against Pekin in the regional final, making 10-11 from 3-point range ... Led the Mid-State 6 in scoring as a junior, averaging 19.6 points ... Named to five-player Class AA All-Star Team by the *Peoria Journal Star*, first-team All-State by the *News-Gazette* and third-team All-State by the IBCA ... Also received All-State accolades by the *Chicago Tribune* (special mention) and *Associated Press* (honorable mention) as a junior ... Finished his Richwoods career with 1,525 points ... Played for the Illinois Warriors AAU program, coached by Larry Butler ... Competed in the IBCA Class AA All-Star game in the summer of 2005, earning MVP honors for the South squad after scoring 29 points.

### PERSONAL

Born April 7, 1987 ... Mother is Felicia Smith ... Father is Juandale Jordan ... Enrolled in the College of Liberal Arts and Sciences, general curriculum ... Has two brothers and two sisters ... Sister, Britney Jordan, played basketball at Temple University ... Hobbies include drawing and playing video games, especially NBA Live ... Favorite former Illini player is fellow Peoria native Frank Williams ... Credits his father for most influencing his basketball career because, "He pushed me to be the best player I could be."


## JAMAR SMITH • 2005-06 GAME-BY-GAME STATISTICS

Date	Opponent	G-GS	MIN	FG-A	Pct.	3-PT		FT-A	Pct.	OR-DR					PTS	
						FG-A	Pct.			TOT	PF-FO	A	TO	BLK		ST
11-18	S.Dakota St.	1-0	21	3-6	.500	3-5	.600	0-0	.000	0-2--2	0	2	1	0	0	9
11-20	Texas-Pan Am	1-0	20	4-9	.444	2-6	.333	0-0	.000	4-0--4	1	1	1	0	0	10
11-22	Texas Southern	1-0	22	4-9	.444	2-6	.333	2-5	.400	0-1--1	2	3	1	0	0	12
11-25	vs. Wichita State	1-0	8	1-1	1.000	1-1	1.000	0-0	.000	0-0--0	0	1	0	0	1	3
11-26	vs. Rutgers	1-0	20	2-6	.333	2-5	.400	3-4	.750	1-1--2	0	2	0	0	0	9
11-29	at N. Carolina	1-0	14	3-5	.600	3-4	.750	0-1	.000	0-0--0	1	1	2	0	0	9
12-3	vs. Xavier	1-0	14	2-3	.667	2-3	.667	0-0	.000	0-0--0	1	1	1	0	1	6
12-5	Ark.-Little Rock	1-0	28	8-10	.800	6-8	.750	1-2	.500	0-2--2	0	3	2	0	2	23
12-8	Georgetown	1-0	21	3-7	.429	3-5	.600	0-0	.000	1-1--2	1	0	1	1	0	9
12-10	vs. Oregon	1-0	24	2-3	.667	2-3	.667	4-4	1.000	0-3--3	2	3	3	0	0	10
12-18	Coppin St.	1-0	27	4-7	.571	2-5	.400	0-0	.000	2-3--5	0	2	6	0	1	10
12-21	vs. Missouri	1-0	20	3-5	.600	2-3	.667	0-0	.000	0-2--2	0	2	1	0	1	8
12-28	SE Missouri St.	1-0	20	5-5	1.000	4-4	1.000	0-0	.000	2-0--2	0	2	2	0	0	14
12-30	Tenn-Martin	1-0	21	3-8	.375	3-7	.429	2-2	1.000	0-1--1	0	0	0	0	0	11
1-5	Michigan St.	1-0	8	0-1	.000	0-1	.000	0-0	.000	0-1--1	0	0	0	0	0	0
1-7	at Iowa	1-0	20	3-11	.273	3-8	.375	0-0	.000	1-1--2	2	0	1	0	1	9
1-14	Michigan	1-0	23	2-6	.333	2-4	.500	0-0	.000	0-2--2	1	0	2	0	0	6
1-17	at Indiana	1-0	10	2-5	.400	0-2	.000	0-0	.000	1-0--1	1	0	1	0	0	4
1-21	at N'western	1-0	15	1-4	.250	1-3	.333	0-0	.000	1-1--2	1	2	0	0	0	3
1-25	Minnesota	1-0	25	5-8	.625	5-8	.625	1-2	.500	0-3--3	0	2	1	0	2	16
1-28	Purdue	1-0	21	3-8	.375	3-6	.500	0-0	.000	1-4--5	4	1	0	0	1	9
1-31	at Wisconsin	1-0	26	4-4	1.000	2-2	1.000	2-2	1.000	1-1--2	2	1	0	0	2	12
2-4	Penn State	1-0	18	0-4	.000	0-3	.000	0-0	.000	1-1--2	0	0	0	0	0	0
2-12	at Ohio State	1-0	20	3-8	.375	2-7	.286	0-0	.000	0-1--1	0	1	1	0	0	8
2-15	Northwestern	1-0	16	0-2	.000	0-2	.000	0-0	.000	0-1--1	0	1	2	0	2	0
2-19	Indiana	DNP	7	0-1	.000	0-1	.000	0-0	.000	0-0--0	3	0	1	0	0	0
2-21	at Michigan	1-0	7	0-1	.000	0-1	.000	0-0	.000	0-0--0	3	0	1	0	0	0
2-25	Iowa	1-0	20	1-5	.200	1-2	.500	0-0	.000	1-1--2	0	2	0	0	0	3
2-28	at Minnesota	1-0	21	2-3	.667	1-2	.500	2-3	.667	0-0--0	2	6	0	0	0	7
3-4	at Michigan St.	1-0	21	3-6	.500	2-4	.500	2-2	1.000	0-0--0	1	1	0	0	1	21
3-10	vs. Michigan St.	1-0	12	1-4	.250	1-3	.333	0-0	.000	0-0--0	1	0	1	0	0	3

## JAMAR SMITH'S CAREER STATISTICS

Year	G-GS	MIN-Avg	FGM-A/%	3PM-A/%	FTM-A/%	OR-DR-TOT/Avg	PF-DQ	A	TO	B	S	PTS/Avg
05-06	30-0	563-18.8	77-164/.470	60-123/.488	19-27/.704	17-33-50/1.7	26-0	40	31	1	15	233/7.8
Totals	30-0	563-18.8	77-164/.470	60-123/.488	19-27/.704	17-33-50/1.7	26-0	40	31	1	15	233/7.8





**#34 C.J. JACKSON**  
 Freshman • Forward • 6-8 • 265  
 Buena Vista, Ga./Tri-County H.S.

AT ILLINOIS

2005-06 Redshirt: Sitting out the season as a red-shirt and will retain four years of eligibility.


HIGH SCHOOL

Multi-sport athlete earned 11 varsity letters, four each in basketball and football and three in track and field ... High school coach was John McFather ... Averaged 21 points, 14 rebounds and five blocks as a senior, leading Tri-County to the quarterfinals of the Class AA state tournament ... Averaged 18 points, 13 rebounds and two blocks as a junior ... First-team All-State selection as a junior and senior ... Participated in the NBA Players' Association Top 100 Camp in the summer of 2004 ... Played for the Georgia Hawks AAU program, coached by Seth Berl ... Tight end/lineman in football and threw the shot put and discus in track & field ... Before deciding to pursue a college basketball career, was recruited by a

number of football programs as an offensive lineman prospect, including LSU, Florida State, Georgia and Auburn ... Member of the *Atlanta Journal-Constitution's* Super 11 football team.

PERSONAL

Born Jan. 17, 1987 ... Given name is Charles Jackson III but goes by C.J. ... Son of Charlie Jr. and Darnita Jackson ... Enrolled in the College of Liberal Arts and Sciences, general curriculum ... Has a 7-2 wingspan ... Has one brother and two sisters ... Cousin, Udonis Haslem, played basketball at the University of Florida and is now with the NBA's Miami Heat ... Graduated 16th in his high school class ... Credits his AAU coach, Seth Berl, for most influencing his athletic career "because he made me realize how much I love basketball" ... Favorite athlete is Shaquille O'Neal ... Involved in the Fellowship of Christian Athletes, Future Business Leaders of America and 4-H.



**#1 TRENT MEACHAM**  
 Sophomore • Guard • 6-2 • 195  
 Champaign, Ill./Centennial H.S.

AT ILLINOIS

Transferred to Illinois following one season at Dayton and will sit out the 2005-06 season per NCAA regulations ... Will enter the 2006-07 season as a redshirt sophomore in eligibility.

AT DAYTON

Played in all 29 games as a true-freshman last season, averaging 6.4 points and 1.7 rebounds ... Ranked second on the team with an average of 2.7 assists per game ... Led Dayton in 3-point shooting, making 45.9 percent from behind the arc (28-61) ... Also led the Flyers in free throw shooting at 89.6 percent (43-48) ... Scored a career-high 17 points at Temple (Feb. 9) ... Had a career-high six assists vs. Akron (Dec. 23) and again at Temple (Feb. 9) ... Made 25 consecutive free throws over a 16-game span.

HIGH SCHOOL

Earned four varsity letters at Centennial ... High school coach was Tim Lavin ... Averaged 18.1 points, 4.0 rebounds and 5.6 assists as a senior ... Big 12 Conference MVP and *Champaign-Urbana News-Gazette* All-Area Player of the Year ... First-team All-

State selection by the *News-Gazette* and IBCA ... Averaged 16.4 points, 3.8 rebounds and 4.0 assists as a junior and was named all-area and all-conference ... Played for the Martin Brothers Select AAU program out of Iowa, which won the 2004 Senior Boys AAU national championship ... Scored 34 points in the championship game ... Named MVP in leading Martin Brothers to the 2003 Nike Memorial Day Classic championship.

PERSONAL

Born Sept. 26, 1985 ... Son of Stu and Susan Meacham ... Majoring in sport management ... Has two sisters ... Big 12 Conference scholar-athlete as a junior and senior ... Lists biggest thrill in sports as winning the 2004 AAU National Championship ... Favorite player is Steve Nash ... Involved in the Fellowship of Christian Athletes.











Game 13 #6 Illinois 89  
Southeast Missouri State 64

Dec. 28, 2005  
Assembly Hall, Champaign, Ill.

Only 2 seconds remained before halftime and Illinois had already seen a 15-point lead shrink to three. Dee Brown grabbed the inbounds pass and raced to midcourt where he let fly from about 40 feet away.

"I just threw it up and prayed for it to go in, and it went in," Brown said after the sixth-ranked Illini beat Southeast Missouri State 89-64. "It was big momentum for us going into halftime."

The basket extended Illinois lead to 38-29, the Illini came out of the locker room energized and went on to their 13th straight victory to start the season.

Brown scored 16 points and made two diving saves that led directly to baskets. Early in the game, he dove into the defensive corner and scooped the ball back to Warren Carter who got it back to Brown. Brown then sent a pass to Jamar Smith, who hit a 3-pointer.

In the second half, Brown dove over the midcourt line to save a ball and, Rich McBride hit another 3 that gave the Illini a 16-point lead.

Southeast Missouri fought off an 0-for-6 start and trimmed a 20-5 Illini lead to 27-24 when Ketschner Guerrier hit a jumper with 11:42 to go in the first half.

But Smith's 3-pointer stopped the outburst and the Illini stretched their lead when Brown scored the final five points of the half, the last three on the buzzer-beater. He hit another 3-pointer with 17:27 left in the game that started a 13-2 Illinois run.

Smith and Carter scored 14 points each off the bench, and James Augustine added 12 and eight rebounds for Illinois.

SEMO	FG-A	3P-A	FT-A	REB	PTS	A	TO	B	S	M
Thornton	4-8	0-1	2-2	7	10	1	0	0	1	29
Guerrier	1-3	0-0	0-0	2	2	2	1	2	0	18
Paradoski	1-3	1-2	0-0	2	3	6	0	2	2	29
Burtin	4-9	2-5	0-0	1	10	1	2	0	1	23
Booker	8-20	3-10	7-9	1	26	2	4	0	0	37
Willoughby	4-12	1-7	0-0	5	9	2	0	0	0	32
Jones	0-4	0-1	0-0	1	0	0	0	1	0	10
Francis	2-3	0-0	0-0	4	4	1	1	0	0	22
Team				1				1		
<b>Totals</b>	<b>24-62</b>	<b>7-26</b>	<b>9-11</b>	<b>24</b>	<b>64</b>	<b>15</b>	<b>9</b>	<b>3</b>	<b>4</b>	<b>200</b>

FG% 1st: 11-29/.379 2nd: 13-33/.394 Game: .387  
3PT% 1st: 4-15/.267 2nd: 3-11/.273 Game: .269  
FT% 1st: 3-4/.750 2nd: 6-7/.857 Game: .818

Illinois	FG-A	3P-A	FT-A	REB	PTS	A	TO	B	S	M
Randle	4-9	0-2	1-2	9	9	2	3	1	1	26
Pruitt	4-6	0-0	0-1	6	8	0	0	0	0	19
Augustine	5-8	0-0	2-2	8	12	3	1	3	0	25
Brown	6-17	3-9	1-1	2	16	5	2	0	0	29
McBride	2-4	2-3	0-0	0	6	1	1	0	1	24
Hicks	0-0	0-0	1-2	0	1	0	0	0	0	2
Frazier	0-1	0-0	0-0	5	0	5	0	0	1	13
Brock	0-1	0-0	0-0	1	0	1	1	0	0	8
Smith	5-5	4-4	0-0	2	14	2	2	0	0	20
Carter	6-11	0-0	2-3	7	14	0	1	0	0	18
Arnold	4-9	0-0	1-1	4	9	0	1	0	0	16
Team				4						
<b>Totals</b>	<b>36-71</b>	<b>9-18</b>	<b>8-12</b>	<b>48</b>	<b>89</b>	<b>19</b>	<b>12</b>	<b>4</b>	<b>3</b>	<b>200</b>

FG% 1st: 15-33/.455 2nd: 21-38/.553 Game: .507  
3PT% 1st: 6-12/.500 2nd: 3-6/.500 Game: .500  
FT% 1st: 2-3/.667 2nd: 6-9/.667 Game: .667

Score by Halves:	1st	2nd	Game
SE Missouri State	29	35	64
Illinois	38	51	89
			A: 16,618

Game 14 #6 Illinois 84  
Tennessee-Martin 46

Dec. 30, 2005  
Assembly Hall, Champaign, Ill.

Rebound by rebound, the Illinois fans counted along silently. When James Augustine grabbed his 11th, the applause rippled from the top of the Assembly Hall.

Augustine's grab of a missed layup with 10:51 to play in the sixth-ranked Illini's 84-46 rout of Tennessee-Martin was the 854th of his career, passing Efrem Winters who played from 1983-86.

Augustine scored 19 points and Rich McBride added 21, all on 3-pointers, to lead Illinois.

Augustine was just as effective from the field as he was on the glass. He hit eight of nine shots, made three free throws and added two assists and a steal. The double-double was Augustine's fourth of the season and 21st of his career.

Tennessee-Martin was outclassed from the opening tip. McBride hit his first 3 just 33 seconds into the game and Illinois was up 17-0 before Bubba Tolliver finally put the Skyhawks in the scorebook with a free throw with 14:45 left in the half.

Augustine had a dunk and layup to start another 10-0 run. Tennessee-Martin trailed 47-15 at halftime after going 4-of-22 from the field.

Tennessee-Martin didn't make its first field goal until Justin Flatt hit a 3-pointer with 9:14 to go in the half.

McBride was 7-of-10 from 3-point range, a career high, as Illinois won its 29th straight at home.

UT-Martin	FG-A	3P-A	FT-A	REB	PTS	A	TO	B	S	M
Thompson	4-10	0-0	3-5	3	11	0	2	0	3	25
Jones	1-4	0-0	0-1	3	2	0	2	1	0	17
Woodfork	0-3	0-0	0-0	2	0	0	3	1	0	25
Newson	5-12	0-1	3-4	8	13	0	3	0	1	34
Kelly	3-13	0-5	2-2	2	8	2	5	0	0	34
Knight	0-1	0-0	0-0	3	0	0	0	0	0	11
Lewis	0-2	0-0	0-0	3	0	0	3	0	0	12
Ferrell	0-1	0-1	0-0	2	0	3	0	0	0	12
Flatt	3-6	3-5	0-0	0	9	0	1	0	0	15
Tolliver	1-3	0-1	1-2	0	3	2	4	0	3	13
Dorse	0-0	0-0	0-0	1	0	0	0	0	0	1
Ingram	0-0	0-0	0-0	0	0	0	0	0	0	1
Team				5						
<b>Totals</b>	<b>17-55</b>	<b>3-13</b>	<b>9-14</b>	<b>32</b>	<b>46</b>	<b>7</b>	<b>23</b>	<b>2</b>	<b>7</b>	<b>200</b>

FG% 1st: 4-22/.182 2nd: 13-33/.394 Game: .309  
3PT% 1st: 1-5/.200 2nd: 2-8/.250 Game: .231  
FT% 1st: 6-8/.750 2nd: 3-6/.500 Game: .643

Illinois	FG-A	3P-A	FT-A	REB	PTS	A	TO	B	S	M
Augustine	8-9	0-0	3-8	11	19	2	1	0	1	25
Randle	2-6	0-2	0-1	3	4	3	1	0	0	21
Pruitt	3-6	0-0	1-1	9	7	0	4	0	1	23
Brown	2-5	1-2	0-0	1	5	10	3	0	2	25
McBride	7-12	7-10	0-0	4	21	1	2	0	2	24
Hicks	2-2	0-0	0-0	0	4	0	0	0	0	2
Frazier	0-2	0-2	1-4	0	1	8	1	0	1	22
Brock	1-4	0-1	0-0	9	2	1	3	0	1	14
Smith	3-8	3-7	2-2	1	11	0	0	0	0	21
Carter	3-6	0-1	0-0	3	6	0	0	0	1	15
Arnold	2-2	0-0	0-0	0	4	0	1	1	0	8
Team				1						
<b>Totals</b>	<b>33-62</b>	<b>11-25</b>	<b>7-16</b>	<b>42</b>	<b>84</b>	<b>25</b>	<b>16</b>	<b>1</b>	<b>9</b>	<b>200</b>

FG% 1st: 19-30/.633 2nd: 14-32/.438 Game: .532  
3PT% 1st: 7-13/.538 2nd: 4-12/.333 Game: .440  
FT% 1st: 2-8/.250 2nd: 5-8/.625 Game: .438

Score by Halves:	1st	2nd	Game
Tenn-Martin	15	31	46
Illinois	47	37	84
			A: 16,618

Game 15 #6 Illinois 60  
#7 Michigan State 50

Jan. 5, 2006  
Assembly Hall, Champaign, Ill.

Dee Brown scored a career-high 34 points and the sixth-ranked Illini remained unbeaten with a 60-50 victory over the seventh-ranked Spartans to run their home winning streak to 30 games in the Big Ten opener for both teams.

Brown was 12-of-22 from the field, including 7-of-13 from 3-point range, for the Illini and had 23 points in the first half. He hit a 30-foot bailout as the shot clock wound down and a buzzer beater at halftime.

"I think it was one of the most incredible performances I've seen," Izzo said.

Michigan State had its 11-game winning streak snapped as the Illini held the Spartans nearly 33 points below their average. Maurice Ager, the Big Ten's leading scorer, finished with nine points, 13 below his average.

Shannon Brown had 17 points for Michigan State, which was held to its lowest point total since falling 72-50 to Duke on Dec. 3, 2003. The Spartans have lost four straight to Illinois.

The Spartans never could get their fast break going. Brian Randle corralled Ager and Dee Brown and Rich McBride consistently beat Shannon Brown down the floor on defense.

Once the game began it was a typical Big Ten battle with both coaches screaming at the officials. Weber drew a technical foul with 2:29 left in the first half after his complaint to J.D. Collins was heard by most in the building during a free throw attempt by Augustine.

MSU	FG-A	3P-A	FT-A	REB	PTS	A	TO	B	S	M
Gray	1-2	0-0	0-0	2	2	0	1	0	0	12
Davis	3-9	0-2	6-6	9	12	3	3	0	0	30
Brown	6-16	3-7	2-2	4	17	0	2	0	0	38
Neitzel	0-4	0-3	2-2	0	2	7	2	0	0	37
Ager	3-8	1-3	2-2	2	9	1	2	1	1	35
Walton	0-0	0-0	0-0	0	0	0	0	0	0	10
Suton	1-3	0-0	0-0	2	2	0	1	0	1	11
Trannon	3-5	0-0	0-2	2	6	0	1	1	1	24
Rowley	0-0	0-0	0-0	0	0	0	0	0	0	3
Team				6						
<b>Totals</b>	<b>17-47</b>	<b>4-15</b>	<b>12-14</b>	<b>27</b>	<b>50</b>	<b>11</b>	<b>12</b>	<b>2</b>	<b>3</b>	<b>200</b>

FG% 1st: 8-23/.348 2nd: 9-24/.375 Game: .362  
3PT% 1st: 2-8/.250 2nd: 2-7/.286 Game: .267  
FT% 1st: 10-12/.833 2nd: 2-2/1.000 Game: .857

Illinois	FG-A	3P-A	FT-A	REB	PTS	A	TO	B	S	M
Augustine	2-5	0-0	3-4	9	7	1	7	3	2	37
Randle	1-6	0-2	1-2	5	3	1	1	0	0	32
Pruitt	2-5	0-0	1-3	5	5	0	0	0	0	25
Brown	12-22	7-13	3-3	1	34	3	3	0	2	39
McBride	3-6	2-4	0-0	1	8	2	1	0	0	31
Frazier	1-1	1-1	0-0	2	3	1	0	0	0	15
Smith	0-1	0-1	0-0	1	0	0	0	0	0	8
Carter	0-1	0-0	0-0	0	0	0	0	0	0	6
Arnold	0-1	0-0	0-0	1	0	1	1	0	0	7
Team				6						
<b>Totals</b>	<b>21-48</b>	<b>10-21</b>	<b>8-12</b>	<b>31</b>	<b>60</b>	<b>9</b>	<b>13</b>	<b>3</b>	<b>4</b>	<b>200</b>

FG% 1st: 12-25/.480 2nd: 9-23/.391 Game: .438  
3PT% 1st: 8-14/.571 2nd: 2-7/.286 Game: .476  
FT% 1st: 3-5/.600 2nd: 5-7/.714 Game: .667

Score by Halves:	1st	2nd	Game
Michigan State	28	22	50
Illinois	35	25	60
			A: 16,618



Game 19 #7/5 Illinois 58  
Northwestern 47

Jan. 21, 2006

Welsh-Ryan Arena, Evanston, Ill.

Dee Brown scored a game-high 18 points and had eight assists to lead No. 7 Illinois to a 58-47 victory over Northwestern.

After shooting a combined 9 of 39 in the previous three games, Brown was 6-for-10 from the field.

Rich McBride added 12 points, and Shaun Pruitt grabbed 10 rebounds for the Illini.

Northwestern shot 35 percent (17-for-48) on its way to its fourth straight loss.

Mohamed Hachad scored all of his 14 points in the second half for Northwestern. Vedran Vukusic, the Big Ten's leading scorer, missed his first 13 shots and scored a season-low five points, his first game in single digits. His first basket was a 3-pointer that pulled Northwestern to within 53-43 with 1:34 left in the game.

With Illinois up 46-21, Northwestern went on a 14-2 run to pull to within 48-35 with 4:28 left in the game. Then, Vukusic hit that 3 to make it a 10-point game. Otherwise, it was a quiet game for him.

Northwestern's Vince Scott scored 30 seconds into the game, but the Wildcats missed their next six field goals as Illinois opened a 13-4 lead. Brian Randle, McBride and Brown hit 3-pointers during that stretch, and Illinois never looked back.

With more than half the crowd of 8,117 decked out in orange, the Illini made themselves at home.

They picked apart Northwestern's 2-1-2 trap and took the Wildcats out of their offense. Northwestern went more than seven minutes between its first and second field goals, before Sterling Williams hit a 3 to make it 13-7, but Illinois took a 32-17 lead into halftime.

<b>Illinois</b>	<b>FG-A</b>	<b>3P-A</b>	<b>FT-A</b>	<b>REB</b>	<b>PTS</b>	<b>A</b>	<b>TO</b>	<b>B</b>	<b>S</b>	<b>M</b>
Randle	1-5	1-2	0-0	5	3	1	1	1	0	22
Pruitt	2-6	0-0	0-0	10	4	0	2	0	0	18
Augustine	3-9	0-0	1-4	7	7	0	0	0	0	40
Brown	6-10	2-5	4-6	2	18	8	2	0	2	40
McBride	4-12	4-12	0-0	0	12	1	2	0	1	29
Frazier	2-3	1-1	1-2	1	6	0	2	0	1	14
Smith	1-4	1-3	0-0	2	3	2	0	0	0	15
Carter	1-6	0-0	3-4	12	5	0	0	0	0	22
Team				5						2
Totals	20-55	9-23	9-16	44	58	12	11	1	4	200

FG%	1st: 12-29/.414	2nd: 8-26/.308	Game: .364
3PT%	1st: 7-14/.500	2nd: 2-9/.222	Game: .391
FT%	1st: 1-2/.500	2nd: 8-14/.571	Game: .563

<b>N'western</b>	<b>FG-A</b>	<b>3P-A</b>	<b>FT-A</b>	<b>REB</b>	<b>PTS</b>	<b>A</b>	<b>TO</b>	<b>B</b>	<b>S</b>	<b>M</b>
Vukusic	1-14	1-8	2-2	6	5	1	3	1	1	38
Hachad	6-11	0-2	2-3	4	14	2	4	0	1	31
Scott	2-3	0-0	0-0	0	4	0	0	1	0	16
Moore	2-5	1-4	0-0	0	5	1	1	0	1	25
Williams	3-6	1-2	3-4	6	10	1	1	1	2	28
Doyle	2-4	0-0	3-4	2	7	3	1	0	0	25
Cote	0-2	0-2	0-0	1	0	1	0	0	0	13
Jenkins	1-3	0-2	0-0	5	2	0	0	0	1	24
Team				7						
Totals	17-48	3-20	10-13	31	47	9	10	3	6	200

<b>Score by Halves:</b>	<b>1st</b>	<b>2nd</b>	<b>Game</b>	
Illinois	32	26	58	
Northwestern	17	30	47	A: 8,117

Game 20 #8/7 Illinois 77  
Minnesota 53

Jan. 25, 2006

Assembly Hall, Champaign, Ill.

Dee Brown scored 17 points and freshman Jamar Smith had 16 as No. 8 Illinois extended its home winning streak to a school-record 32 games with a 77-53 victory over Minnesota.

With Brown and Smith hitting from the outside, James Augustine, Shaun Pruitt and Brian Randle were able to get open shots inside and combined for 30 points.

Illinois defeated the Golden Gophers for the 14th straight time.

Maurice Hargrow and Vincent Grier each had 14 points for Minnesota, while J'son Stamper added 10.

The Gophers had no answer for Illinois' inside-outside game in the second half.

Augustine scored 13 points, Randle added 10 despite sitting for most of the first half in foul trouble and Pruitt had seven. The strategy got the Golden Gophers into foul trouble early in the second half and a 15-2 run gave the Illini a 68-48 lead with 5:22 to go.

Brown went inside for three layups and a jumper, while going 3-of-6 from long range. Smith scored 15 points on 3-pointers and added a free throw.

Minnesota kept the game close for most of the first half, but Marcus Arnold's layup finished off a 13-5 run that pushed the Illini's lead to 39-29 with 5:00 seconds left. The Gophers closed to 41-37 on two free throws by Stamper, but Brown's 3-pointer started an 8-1 run and Minnesota never got closer than six points again.

<b>Minnesota</b>	<b>FG-A</b>	<b>3P-A</b>	<b>FT-A</b>	<b>REB</b>	<b>PTS</b>	<b>A</b>	<b>TO</b>	<b>B</b>	<b>S</b>	<b>M</b>
Stamper	4-7	0-0	2-2	10	10	0	2	0	1	29
Tollackson	2-6	0-0	0-0	3	4	2	1	1	0	17
Hargrow	5-7	2-3	2-2	0	14	4	0	0	0	34
Grier	5-15	0-0	4-5	2	14	1	3	0	1	35
Boone	0-4	0-3	0-0	1	0	0	2	0	0	29
Saunders	0-0	0-0	0-0	0	0	0	0	0	0	1
Coleman	0-3	0-1	0-0	1	0	0	3	0	0	9
Tucker	2-7	2-5	1-2	3	7	0	3	0	0	21
Williams	0-2	0-0	2-2	6	2	0	0	1	0	15
Puchtel	0-0	0-0	0-0	1	2	0	0	0	0	7
Abu-Shamala	1-2	0-1	0-0	2	2	0	0	0	0	3
Team				3						
Totals	19-53	4-13	11-13	32	53	7	14	2	2	200

FG%	1st: 10-25/.400	2nd: 9-28/.321	Game: .358
3PT%	1st: 3-6/.500	2nd: 1-7/.143	Game: .308
FT%	1st: 8-9/.889	2nd: 3-4/.750	Game: .846

<b>Illinois</b>	<b>FG-A</b>	<b>3P-A</b>	<b>FT-A</b>	<b>REB</b>	<b>PTS</b>	<b>A</b>	<b>TO</b>	<b>B</b>	<b>S</b>	<b>M</b>
Augustine	5-13	0-0	3-3	10	13	3	1	0	1	36
Randle	3-6	0-0	4-7	8	10	0	0	0	0	20
Pruitt	3-6	0-0	1-2	2	7	2	1	2	0	19
Brown	7-11	3-6	0-0	4	17	5	1	0	1	37
McBride	3-8	2-7	0-0	1	8	3	1	0	0	23
Hicks	0-1	0-0	0-0	1	0	0	0	0	0	2
Frazier	0-1	0-1	0-0	1	0	3	2	0	0	17
Brock	1-2	0-1	0-0	3	2	0	0	0	0	7
Smith	5-8	5-8	1-2	3	16	2	1	0	0	25
Arnold	1-3	0-0	2-4	2	4	0	1	0	0	14
Team				2						
Totals	28-59	10-23	11-18	37	77	18	8	2	4	200

FG%	1st: 14-29/.483	2nd: 14-30/.467	Game: .475
3PT%	1st: 6-13/.462	2nd: 4-10/.400	Game: .435
FT%	1st: 5-6/.833	2nd: 6-12/.500	Game: .611

<b>Score by Halves:</b>	<b>1st</b>	<b>2nd</b>	<b>Game</b>	
Minnesota	31	22	53	
Illinois	39	38	77	A: 16,618

Game 21 #8/7 Illinois 76  
Purdue 58

Jan. 28, 2006

Assembly Hall, Champaign, Ill.

Purdue coach Matt Painter knew his team would have to make Illinois play a halfcourt game if the Boilermakers were to have a chance to upset the Illini.

The Illini responded with perhaps their quickest game of the season and spent much of the day getting transition baskets on the way to a 76-58 victory, extending their school-record winning streak at the Assembly Hall to 33 games.

Purdue scored the first seven points of the game and was up 12-4 with 14:02 to go in the first half when coach Bruce Weber gave his players a loud wake-up call.

Purdue's Marcus Green was fouled on a 3-point try and hit all three free throws to put the Boilermakers up 15-6. But the Illini got Weber's message.

The early nine-point deficit became a 29-20 lead when Augustine swiped the ball from Marcus White at midcourt and raced in for a dunk with 4:38 left in the half.

Along the way, Brown grabbed a long rebound off Chris Lutz's missed 3-pointer and flew down the lane for a layup that turned into a three-point play. A few seconds later he made another layup to close Illinois' deficit to 15-14.

He scooped a loose ball back from out of bounds to McBride who hit a 3-pointer that gave the Illini their first lead, 18-15. And his racing layup with 6 seconds left in the half put the Illini ahead 35-27.

The Illini went on a 17-3 run early in the second half that gave them a 56-37 lead with 13 minutes left.

<b>Purdue</b>	<b>FG-A</b>	<b>3P-A</b>	<b>FT-A</b>	<b>REB</b>	<b>PTS</b>	<b>A</b>	<b>TO</b>	<b>B</b>	<b>S</b>	<b>M</b>
White	1-11	0-0	3-4	4	5	3	3	1	0	19
Kiefer	3-9	1-2	2-4	10	9	0	3	1	2	31
Hartley	2-3	1-2	0-0	3	5	2	1	0	0	31
Lutz	2-7	1-5	2-2	1	7	1	2	0	0	25
Dillon	3-6	2-3	2-4	2	10	3	3	1	1	38
Riddell	0-0	0-0	0-0	0	0	0	0	0	0	2
Green	3-6	2-4	3-3	1	11	1	0	0	0	28
Carroll	0-0	0-0	0-0	1	0	0	2	0	0	5
Ware	5-8	0-0	1-3	3	11	1	1	1	0	21
Team				4						
Totals	19-50	7-16	13-20	29	58	11	15	4	3	200

FG%	1st: 9-25/.360	2nd: 10-25/.400	Game: .380
3PT%	1st: 4-8/.500	2nd: 3-8/.375	Game: .438
FT%	1st: 5-5/1.000	2nd: 8-15/.533	Game: .650

<b>Illinois</b>	<b>FG-A</b>	<b>3P-A</b>	<b>FT-A</b>	<b>REB</b>	<b>PTS</b>	<b>A</b>	<b>TO</b>	<b>B</b>	<b>S</b>	<b>M</b>
Augustine	5-9	0-0	1-3	12	11	0	2	0	2	27
Randle	4-8	0-1	1-1	4	9	2	1	0	1	26
Pruitt	1-5	0-0	0-0	6	2	1	3	1	0	19
Brown	5-14	0-5	2-3	4	12	9	2	0	1	37
McBride	6-10	3-6	4-4	2	19	2	1	0	0	34
Hicks	0-0	0-0	0-0	0	0	0	0	0	0	1
Frazier	0-2	0-1	1-2	1	1	1	1	1	1	15
Brock	0-0	0-0	1-2	1	1	0	0	0	0	4
Smith	3-8	3-6	0-0	5	9	1	0	0	0	21
Carter	1-3	0-1	2-2	0	4	0	0	0	0	6
Arnold	3-6	0-0	2-2	4	8	0	1	0	0	10
Team				4						
Totals	28-65	6-20	14-19	43	76	16	12	2	6	200

FG%	1st: 11-31/.355	2nd: 17-34/.500	Game: .431
3PT%	1st: 2-11/.182	2nd: 4-9/.444	Game: .300
FT%	1st: 11-14/.786	2nd: 3-5/.600	Game: .737

<b>Score by Halves:</b>	<b>1st</b>	<b>2nd</b>	<b>Game</b>	
Purdue	27	31	58	
Illinois	35	41	76	A: 16,618



# 2005-06 GAME RECAPS

## Game 22 #6 Illinois 66 Wisconsin 51

Jan. 31, 2006

Kohl Center, Madison, Wis.

For every other Big Ten team, Wisconsin's Kohl Center isn't the place to go for a little peace and quiet. But for the second year in a row, Illinois was able to enjoy the silence.

Dee Brown and Rich McBride scored 16 points apiece and the sixth-ranked Illini beat the Badgers 66-51, picking up their fourth straight victory over the Badgers and second straight at the Kohl Center.

Illinois remains the only Big Ten team to beat the Badgers at home in five seasons under coach Bo Ryan.

Brown had 12 in the second half and forward Brian Randle had a double-double with 12 points and 13 rebounds.

Illinois' leading scorers, Brown and James Augustine, struggled to score in the first half, but Illinois got contributions from its up-and-coming role players to turn an 11-point first-half deficit into a six-point halftime lead.

Illinois began the game shooting 7-for-22 and trailed 24-13 after Tucker's drive and layup with 9:25 remaining in the half.

But the Illini took a 26-24 lead on Augustine's fast-break slam dunk off a Brown lob pass and extended the lead to 32-24 on McBride's 3-pointer with 1:17 to play. The Illini had four steals during their 19-0 run.

The Badgers rallied in the second half, but it wasn't enough. The Illini responded with Augustine's layup, and Jamar Smith's 3-pointer off a McBride steal gave the Illini a 49-42 lead with 8:50 to play.

A McBride 3-pointer extended the Illinois lead to 55-43, causing the Badgers to call a timeout with 7:12 remaining.

Illinois	FG-A	3P-A	FT-A	REB	PTS	A	TO	B	S	M
Augustine	3-5	0-0	1-2	9	7	1	5	0	1	32
Randle	6-13	0-0	0-0	13	12	0	0	1	1	29
Pruitt	1-5	0-0	1-4	6	3	0	0	1	2	22
Brown	6-18	1-5	3-6	4	16	7	4	0	2	40
McBride	5-10	4-6	2-2	1	16	0	0	0	1	32
Frazier	0-2	0-1	0-0	3	0	1	0	0	1	12
Smith	4-4	2-2	2-2	2	12	1	0	0	2	26
Carter	0-3	0-0	0-0	1	0	0	0	0	0	4
Arnold	0-0	0-0	0-0	0	0	0	0	0	0	3
Team	4									
Totals	25-60	7-14	9-16	43	66	10	10	2	10	200

FG%	1st: 15-37/.405	2nd: 10-23/.435	Game: .417
3PT%	1st: 4-7/.571	2nd: 3-7/.429	Game: .500
FT%	1st: 0-4/.000	2nd: 9-12/.750	Game: .563

Wisconsin	FG-A	3P-A	FT-A	REB	PTS	A	TO	B	S	M
Butch	3-8	1-4	3-4	9	10	0	2	0	0	25
Tucker	7-12	0-2	5-9	6	19	2	1	0	0	38
Chappell	0-4	0-2	1-2	1	1	0	5	1	2	23
Nixon	1-8	1-7	0-0	2	3	0	0	0	0	25
Taylor	3-7	1-4	7-8	1	14	2	4	0	0	36
Flowers	1-4	0-1	0-0	3	2	0	0	0	2	24
Gullikson	0-0	0-0	0-0	0	0	0	1	0	0	12
Krabbenhof	1-2	0-0	0-0	3	2	2	1	0	1	17
Team	3									
Totals	16-45	3-20	16-23	28	51	6	14	1	5	200

FG%	1st: 9-23/.391	2nd: 7-22/.318	Game: .356
3PT%	1st: 3-12/.250	2nd: 0-8/.000	Game: .150
FT%	1st: 7-9/.778	2nd: 9-14/.643	Game: .696

Score by Halves:	1st	2nd	Game
Illinois	34	32	66
Wisconsin	28	23	51
A: 17142			

## Game 23 #6 Illinois 65 Penn State 66

Feb. 4, 2006

Assembly Hall, Champaign, Ill.

Rich McBride's 3-pointer came a split-second too late and Penn State rallied from a 16-point second-half deficit to upset No. 6 Illinois 66-65, ending the Fighting Illini's home winning streak at 33 games.

Travis Parker's basket with 8.5 seconds left gave Penn State its first lead and handed the Illini their first loss at home since Jan. 10, 2004. Parker rebounded Mike Walker's missed 3-pointer and swished a jumper that finished the Nittany Lions' comeback.

Parker scored 21 points and Geary Claxton added 20 to lead Penn State, which snapped a four-game losing streak.

McBride's shot went up as the horn sounded and officials spent several moments reviewing video replays to determine whether he got it off in time. When referee Gene Crawford waived off the basket, the arena fell into a stunned silence.

McBride scored 17 points for the Illini, who led 13-0 early and 39-25 at halftime. James Augustine's layup gave Illinois its biggest lead, 43-27, with 18:43 to go.

Illinois appeared ready to coast to a win after Augustine's basket. But rather than demoralize the Nittany Lions, it seemed to invigorate them.

Parker and Ben Lubert hit 3-pointers and Claxton scored twice from underneath to close the gap to 47-37 with 14:38 to go. Penn State outscored the Illini 29-18 the rest of the way.

Augustine had 13 points for Illinois, Dee Brown added 11 and Shaun Pruitt scored 10.

Penn State	FG-A	3P-A	FT-A	REB	PTS	A	TO	B	S	M
Cornley	2-7	0-0	4-4	6	8	1	3	0	0	35
Parker	8-11	4-5	1-1	5	21	5	3	0	2	38
Lubert	2-6	1-2	0-1	1	5	4	1	0	3	32
Claxton	7-17	0-3	6-9	6	20	1	1	0	1	36
Jackson	1-3	1-2	0-0	1	3	1	0	1	1	26
Walker	3-7	3-7	0-0	2	9	2	0	0	1	17
Hassell	0-0	0-0	0-0	0	0	0	0	0	0	2
Bogetic	0-1	0-0	0-0	0	0	0	0	0	0	10
McSweeney	0-1	0-0	0-1	0	0	0	0	0	1	4
Team	9									
Totals	23-53	9-19	11-16	30	66	14	9	0	9	200

FG%	1st: 8-24/.333	2nd: 15-29/.517	Game: .434
3PT%	1st: 3-9/.333	2nd: 6-10/.600	Game: .474
FT%	1st: 6-9/.667	2nd: 5-7/.714	Game: .688

Illinois	FG-A	3P-A	FT-A	REB	PTS	A	TO	B	S	M
Augustine	6-6	0-0	1-1	6	13	4	3	2	1	35
Randle	3-7	1-3	1-2	8	8	2	1	0	3	34
Pruitt	5-9	0-0	0-0	7	10	3	1	0	0	24
Brown	3-12	3-11	2-2	3	11	4	5	0	0	40
McBride	6-10	5-9	0-0	2	17	3	2	0	1	28
Frazier	0-1	0-1	0-0	0	0	2	0	0	0	7
Smith	0-4	0-3	0-0	2	0	0	0	0	0	18
Carter	2-2	0-0	0-1	2	4	0	0	0	0	5
Arnold	1-2	0-0	0-1	2	2	0	2	1	0	9
Team	5									
Totals	26-53	9-27	4-7	32	65	18	14	3	5	200

FG%	1st: 15-29/.517	2nd: 11-24/.458	Game: .491
3PT%	1st: 6-14/.429	2nd: 3-13/.231	Game: .333
FT%	1st: 3-5/.600	2nd: 1-2/.500	Game: .571

Score by Halves:	1st	2nd	Game
Penn State	25	41	66
Illinois	39	26	65
A: 16618			

## Game 24 #10/9 Illinois 53 #19/17 Ohio State 69

Feb. 12, 2006

Value City Arena, Columbus, Ohio

Jamar Butler scored 22 points, Terence Dials had 19 and 15 rebounds and Je'Kel Foster 18 points to lead No. 19 Ohio State to a 69-53 victory over No. 10 Illinois.

The Buckeyes relied on their outside marksmanship and Dials inside to win their fourth game in a row and remain in a virtual tie for first place in the Big Ten.

The Buckeyes (18-3, 7-3) hit 13-of-23 3-pointers three days after making 15-of-24 in a victory at No. 22 Michigan. It was the first time in five years Ohio State had beaten two ranked opponents in the same week.

Dee Brown scored 12 points to lead Illinois (20-4, 6-4). James Augustine added 11 points - all in the first half - and 13 rebounds.

In a matchup of the Big Ten's top offensive (Ohio State) and defensive (Illinois) teams, the Buckeyes excelled at both ends. The Illini shot only 37 percent from the field and were outrebounded 36-32.

After building an 11-point advantage at the half, Ohio State pushed the lead to 53-32 after Ron Lewis' 3 at the 13:40 mark, making the Buckeyes 12-of-17 on 3s. But Illinois began to make headway with freshman Chester Frazier dogging Foster and frustrating him with his physical play.

Frazier hit two foul shots with 9:46 left to cap a 12-0 run - Brown scored five points, Frazier four and Rich McBride three - that cut the lead to 53-44.

Ohio State responded with a 10-0 run that ended with Foster hitting a fallaway 3 from the right corner for a 16-point lead with 7 1/2 minutes left.

Illinois	FG-A	3P-A	FT-A	REB	PTS	A	TO	B	S	M
Randle	3-7	0-1	1-2	5	7	0	0	1	0	29
Pruitt	2-6	0-0	0-0	1	4	1	2	1	0	14
Augustine	5-8	0-0	1-2	13	11	4	1	0	3	39
Brown	5-13	2-5	0-0	3	12	3	4	0	1	38
McBride	1-8	1-5	0-0	2	3	2	0	0	0	30
Frazier	1-3	0-1	2-2	3	4	2	1	0	0	17
Brock	0-1	0-0	0-0	0	0	0	0	0	0	2
Smith	3-8	2-7	0-0	1	8	1	1	0	0	20
Carter	1-1	0-0	0-0	1	2	1	0	0	0	6
Arnold	1-4	0-0	0-0	2	2	0	0	0	0	5
Team	1									
Totals	22-59	5-19	4-6	32	53	13	10	2	4	200

FG%	1st: 12-26/.462	2nd: 10-33/.303	Game: .373
3PT%	1st: 1-3/.333	2nd: 4-16/.250	Game: .263
FT%	1st: 1-2/.500	2nd: 3-4/.750	Game: .667

Ohio State	FG-A	3P-A	FT-A	REB	PTS	A	TO	B	S	M
Sullinger	0-4	0-1	0-2	6	0	2	1	1	3	32
Sylvester	1-7	1-4	4-5	1	7	5	2	0	0	33
Dials	8-13	0-0	3-4	16	19	1	5	0	0	34
Butler	8-11	5-6	1-1	3	22	4	2	0	0	34
Foster	6-12	6-8	0-0	1	18	3	1	1	3	35
Harris	0-1	0-1	0-0	0	0	0	0	0	0	7
Lewis	1-4	1-3	0-0	1	3	1	1	0	0	19
Terwillinger	0-2	0-0	0-0	3	0	1	0	0	0	6
Team	5									
Totals	24-54	13-23	8-12	36	69	17	12	2	6	200

FG%	1st: 13-27/.481	2nd: 11-27/.407	Game: .444
3PT%	1st: 8-12/.667	2nd: 5-11/.455	Game: .565
FT%	1st: 3-5/.600	2nd: 5-7/.714	Game: .667

Score by Halves:	1st	2nd	Game
Illinois	26	27	53
Ohio State	37	32	69
A: 18,500			

**Game 25 #14/13 Illinois 63  
Northwestern 47**

Feb. 15, 2006

Assembly Hall, Champaign, Ill.

Northwestern had battled back from an early 12-point deficit to tie No. 14 Illinois with 16:53 to play. It was time for Dee Brown to go to work.

After making just one of his four shots in the first half, Brown went on a seven-point scoring spree. He drained a long 3-pointer and, on the next trip down the court, was fouled while making another and converted the free throw for a four-point play.

Brown's spurt gave the Illini a 36-29 lead and sent them on to a 63-47 victory Wednesday night.

Even after Brown's rally, Northwestern (12-11, 4-7) mounted a final push with a 12-2 run that trimmed a 13-point lead to three. But Illinois answered with 14 straight points to put the game away.

Northwestern played without top scorer Vedran Vukusic (20.2 ppg), who sat out due to back pain.

Rich McBride led Illinois with 17 points, including going 4-of-8 from 3-point range. Brian Randle added 10 points, including a thunderous putback dunk of a miss by Brown that brought the Assembly Hall crowd to its feet and gave Illinois a 55-45 lead with 4:29 to go.

Then Warren Carter hit two free throws, James Augustine had a breakaway dunk and McBride hit his fourth 3-pointer to put the Illini up 62-45.

N'western	FG-A	3P-A	FT-A	REB	PTS	A	TO	B	S	M
Doyle	1-3	0-1	3-4	2	5	2	3	0	1	26
Williams	1-3	0-1	0-0	3	2	1	1	0	0	27
Cote	0-2	0-2	0-0	1	0	1	0	0	1	14
Hachad	6-11	3-4	2-3	4	17	0	2	0	2	30
Moore	3-9	2-8	0-0	1	8	2	1	0	0	34
Kennedy	0-0	0-0	0-0	0	0	0	1	0	0	1
Jenkins	0-2	0-0	0-0	2	0	1	2	0	1	19
Houlihan	0-0	0-0	0-2	0	0	0	0	0	0	2
Hoeveler	0-0	0-0	0-0	0	0	0	0	0	1	2
Seacat	1-3	0-2	2-2	2	4	2	0	0	1	17
Melchior	0-0	0-0	0-0	0	0	0	0	0	0	2
Scott	3-4	3-3	2-2	2	11	2	2	0	1	26
Team										
Totals	15-37	8-21	9-13	17	47	11	13	0	8	200
FG%	1st: 8-21/.381	2nd: 7-16/.438		Game: .405						
3PT%	1st: 4-10/.400	2nd: 4-11/.364		Game: .381						
FT%	1st: 0-0/.000	2nd: 9-13/.692		Game: .692						

Illinois	FG-A	3P-A	FT-A	REB	PTS	A	TO	B	S	M
Augustine	3-4	0-0	0-1	9	6	3	1	1	2	37
Randle	4-5	0-1	2-4	8	10	2	0	0	0	37
Pruitt	2-2	0-0	0-0	3	4	0	4	0	0	12
Brown	6-14	2-8	2-2	3	16	4	2	0	2	34
McBride	6-10	4-8	1-2	1	17	0	1	0	1	34
Frazier	0-1	0-1	0-0	0	0	0	1	1	0	8
Brock	0-0	0-0	0-0	0	0	0	0	0	0	1
Smith	0-2	0-2	0-0	1	0	1	2	0	2	16
Carter	3-5	0-0	4-6	4	10	1	2	0	0	20
Arnold	0-0	0-0	0-0	0	0	0	0	0	0	1
Team										
Totals	24-43	6-20	9-15	30	63	11	13	2	7	200
FG%	1st: 10-20/.500	2nd: 14-23/.609		Game: .558						
3PT%	1st: 3-10/.300	2nd: 3-10/.300		Game: .300						
FT%	1st: 4-6/.667	2nd: 5-9/.556		Game: .600						

Score by Halves:	1st	2nd	Game
Northwestern	20	27	47
Illinois	27	36	63

A: 16,618

**Game 26 #14/13 Illinois 70  
Indiana 58**

Feb. 19, 2006

Assembly Hall, Champaign, Ill.

James Augustine scored 18 points and grabbed 10 rebounds to lead No. 14 Illinois to a 70-58 win over Indiana in Mike Davis' first game since announcing he would resign as the Hoosiers' coach after the season.

Augustine was 7-of-11 from the field and 4-for-4 from the free throw line. He had four dunks on his way to his ninth double-double of the season.

Indiana cut Illinois' 13-point halftime lead to 41-31 with 16:45 to go, but the Illini responded with a 7-0 run capped by Augustine's dunk off a bounce pass from Dee Brown in the lane. He converted a three-point play to make it 48-31.

Augustine went to the bench with his fourth foul with 7:38 to play. The Hoosiers closed to within 11 on Roderick Wilmont's jumper with 4:07 to go but Warren Carter answered and the Illini were able to control the clock the rest of the way.

Brian Randle scored 12 points for Illinois, including a driving first-half dunk that brought the orange-clad Assembly Hall crowd to its feet. Dee Brown scored 10 points and dished out four assists and Carter had nine points off the bench.

After four early lead changes, the Illini took control in the first half with a 22-4 run that turned a 6-5 deficit into a 27-10 lead. Augustine hit a 15-foot jumper and Rich McBride's 3-pointer started things off and Warren Carter's layup ended a 9-0 spurt.

While Illinois made 9-of-16 shots, the Hoosiers missed 9-of-11 and committed six turnovers during the Illini run.

Indiana	FG-A	3P-A	FT-A	REB	PTS	A	TO	B	S	M
Killingsworth	5-11	0-0	5-7	6	15	1	3	0	0	27
Vaden	4-13	1-9	0-0	4	9	3	2	0	1	36
Strickland	2-5	1-4	3-4	1	8	1	3	0	3	30
Monroe	1-2	0-1	0-0	0	2	1	0	0	0	19
Calloway	2-8	1-3	4-4	3	9	3	4	0	3	30
Wilmont	4-8	0-1	2-2	2	10	0	0	0	1	22
Suhr	0-0	0-0	0-0	0	0	0	0	0	0	2
Ratliff	1-4	1-2	0-0	1	3	0	0	0	0	17
Allen	1-5	0-2	0-0	3	2	0	1	0	0	13
Kline	0-0	0-0	0-0	0	0	0	0	0	0	4
Team										
Totals	20-56	4-22	14-17	25	58	9	14	0	8	200
FG%	1st: 9-27/.333	2nd: 11-29/.379		Game: .357						
3PT%	1st: 2-13/.154	2nd: 2-9/.222		Game: .182						
FT%	1st: 5-6/.833	2nd: 9-11/.818		Game: .824						

Illinois	FG-A	3P-A	FT-A	REB	PTS	A	TO	B	S	M
Augustine	7-11	0-1	4-4	10	18	1	1	2	2	32
Randle	5-9	0-2	2-2	5	12	3	5	0	2	36
Pruitt	3-3	0-0	2-2	2	8	0	1	0	0	15
Brown	3-12	1-6	3-4	5	10	4	3	0	0	36
McBride	2-8	2-7	2-2	3	8	2	3	0	1	34
Frazier	0-1	0-1	1-2	5	1	1	1	0	0	15
Carter	3-4	0-0	3-6	3	9	0	2	0	1	25
Arnold	2-2	0-0	0-0	2	4	0	1	0	0	7
Team										
Totals	25-50	3-17	17-22	37	70	11	18	2	6	200
FG%	1st: 16-30/.533	2nd: 9-20/.450		Game: .500						
3PT%	1st: 2-10/.200	2nd: 1-7/.143		Game: .176						
FT%	1st: 4-4/1.000	2nd: 13-18/.722		Game: .773						

Score by Halves:	1st	2nd	Game
Indiana	25	33	58
Illinois	38	32	70

A: 16,618

**Game 27 #8 Illinois 64  
Michigan 72**

Feb. 21, 2006

Crisler Arena, Ann Arbor, Mich.

Daniel Horton scored 23 of his career-high 39 points in the second half, rallying Michigan to a 72-64 victory over No. 8 Illinois.

Courtney Sims added 13 points for the Wolverines (18-7, 8-6 Big Ten), the only team to top 70 points against Illinois this season. Last month, Michigan lost 79-74 against the Fighting Illini at Champaign.

The Wolverines snapped an 11-game losing streak against Illinois, dating back to Jan. 2000.

James Augustine scored 23 points and Dee Brown added 20 for the Illini (22-5, 8-5) who had a two-game winning streak snapped.

After trailing 34-30 at halftime, Michigan started the second half by hitting five straight 3-pointers, including three by Horton, to take the lead.

The Illini twice tied the game, the last at 57-all with 5:46 remaining. The Wolverines then held a 64-60 lead with 64 seconds left.

Augustine pulled Illinois with 66-64 on two free throws with 45.7 seconds to play. However, Horton sealed the win by hitting six free throws in the final 43 seconds.

Both teams played a sloppy first half. Illinois led most of the half, giving up the lead only once and forcing 11 Michigan turnovers. Horton kept the game from turning into an Illini blowout at the start by scoring the Wolverines first 9 points.

Illinois	FG-A	3P-A	FT-A	REB	PTS	A	TO	B	S	M
Augustine	9-13	0-0	5-8	14	23	1	2	0	1	40
Randle	3-6	0-0	0-0	3	6	0	1	1	1	35
Pruitt	5-7	0-0	0-0	3	10	1	1	0	1	18
Brown	8-19	3-8	1-1	1	20	6	5	0	1	39
McBride	2-8	1-5	0-0	2	5	3	1	0	0	35
Frazier	0-1	0-0	0-0	1	0	2	0	0	0	12
Smith	0-1	0-1	0-0	0	0	0	1	0	0	7
Carter	0-2	0-0	0-0	1	0	0	1	0	0	10
Arnold	0-1	0-0	0-0	0	0	0	0	0	0	4
Team										
Totals	27-58	4-14	6-9	27	64	13	12	1	5	200
FG%	1st: 15-31/.484	2nd: 12-27/.444		Game: .466						
3PT%	1st: 1-6/.167	2nd: 3-8/.375		Game: .286						
FT%	1st: 3-5/.600	2nd: 3-4/.750		Game: .667						

Michigan	FG-A	3P-A	FT-A	REB	PTS	A	TO	B	S	M
Coleman	2-6	2-5	0-0	1	6	1	2	0	0	32
Brown	0-0	0-0	0-0	10	0	1	4	1	1	34
Sims	3-7	0-0	505	8	11	4	3	1	0	30
Horton	13-20	5-7	8-8	3	39	3	5	0	2	38
Harris	1-8	1-7	0-0	2	3	3	2	0	1	35
Smith	2-3	1-1	4-5	2	9	2	0	0	0	15
Shepard	0-0	0-0	0-0	0	0	1	0	0	0	2
Petway	2-3	0-0	0-0	2	4	0	0	0	0	14
Team										
Totals	23-47	9-20	17-18	30	72	15	16	2	4	200
FG%	1st: 12-26/.462	2nd: 11-21/.524		Game: .489						
3PT%	1st: 4-9/.444	2nd: 5-11/.455		Game: .450						
FT%	1st: 2-3/.667	2nd: 15-15/1.000		Game: .944						

Score by Halves:	1st	2nd	Game
Illinois	34	30	64
Michigan	30	42	72

A: 13,164

# 2005-06 GAME RECAPS

Game 28 #8 Illinois 71  
#20/22 Iowa 59

Feb. 25, 2006

Assembly Hall, Champaign, Ill.

James Augustine was so nervous that he airballed his first free throw. Dee Brown was 2-of-12 from the field.

It wasn't exactly the way Illinois' two senior stars wanted to play in their final home game. But their teammates came to the rescue and the eighth-ranked Illini beat No. 20 Iowa 71-59.

Augustine and Brown got a standing ovation when they came out of the game in the final minute and they spoke to the sellout crowd of 16,618, many of whom were wearing Brown's No. 11 jersey, afterward. "You mean so much to me," Brown told the fans. "When someone wears my number, I think it represents our whole team. My teammates make me better. My coaches make me better."

It was the 11th victory for Brown and Augustine, breaking the school record they shared with Nick Smith, who set it last season.

Brian Randle scored 13 points for Illinois, Augustine recovered from foul trouble to score 12 points and grab seven rebounds, and the bench outscored Iowa's reserves 17-6.

Greg Brunner scored 27 points for the Hawkeyes, but the Illini defense held Iowa's other highest scorers down. Jeff Horner scored 11 and Adam Haluska scored only three, missing five of his six shots.

The Illini led 34-29 at the break and put together a 14-9 run to start the second half.

Iowa	FG-A	3P-A	FT-A	REB	PTS	A	TO	B	S	M
Brunner	9-15	0-0	9-10	7	27	2	0	1	0	32
Hansen	3-4	0-0	0-0	1	6	0	2	1	1	17
Haluska	1-6	1-5	0-1	1	3	1	2	0	0	35
Horner	4-10	2-7	1-2	8	11	4	2	0	1	40
Henderson	3-5	0-0	0-0	3	6	0	1	1	0	33
Thompson	0-1	0-1	0-0	0	0	0	1	0	0	5
Freeman	1-5	1-3	0-0	1	3	0	2	0	0	18
Thomas	0-0	0-0	3-4	2	3	0	3	0	0	17
Gorney	0-1	0-0	0-0	1	0	0	0	0	0	3
Team				0				0		
Totals	21-47	4-16	13-17	24	59	7	13	3	2	200
FG%	1st: 11-24/.458		2nd: 10-23/.435		Game: .447					
3PT%	1st: 3-8/.375		2nd: 1-8/.125		Game: .250					
FT%	1st: 4-6/.667		2nd: 9-11/.818		Game: .765					

Illinois	FG-A	3P-A	FT-A	REB	PTS	A	TO	B	S	M
Augustine	4-6	0-0	4-9	7	12	0	2	0	1	23
Randle	3-4	0-0	7-8	4	13	1	1	0	1	28
Pruitt	4-6	0-0	0-1	6	8	1	1	0	0	22
Brown	2-12	2-9	0-2	2	6	9	1	0	0	38
McBride	4-7	4-5	3-4	0	15	1	3	0	0	30
Hicks	0-0	0-0	0-0	0	0	0	0	0	0	0+
Frazier	0-3	0-2	0-0	0	0	1	0	0	0	10
Brock	0-0	0-0	0-0	0	0	0	0	0	0	1
Smith	1-5	1-2	0-0	2	3	2	0	0	0	20
Carter	2-4	0-0	1-1	1	5	1	0	0	0	11
Arnold	3-4	0-0	3-4	6	9	0	0	0	1	17
Team				4				0		
Totals	23-51	7-18	18-29	32	71	16	8	0	3	200
FG%	1st: 12-30/.400		2nd: 11-21/.524		Game: .451					
3PT%	1st: 4-10/.400		2nd: 3-8/.375		Game: .389					
FT%	1st: 6-11/.545		2nd: 12-18/.667		Game: .621					

Score by Halves:	1st	2nd	Game
Iowa	29	30	59
Illinois	34	37	71 A: 16,618

Game 29 #10 Illinois 71  
Minnesota 65

Feb. 28, 2006

Williams Arena, Minneapolis, Minn.

James Augustine had 16 points, 10 rebounds and a career-high seven assists to lead No. 10 Illinois over Minnesota 71-65.

Dee Brown scored 14 points and Rich McBride had 12 for Illinois (24-5, 10-5).

Vincent Grier scored 19 points and Moe Hargrow added 17 in their final home game for the Golden Gophers (14-12, 5-10), who have lost 15 straight to Illinois dating back to 1999. Spencer Tollackson and Adam Boone had 10 points each.

The game was tied five times in the first 5 minutes of the second half, before Illinois went on a run. The Illini scored 10 straight points to take a 53-45 lead with 12:02 left.

The Gophers were held scoreless for nearly five minutes and looked out of it until a block by Zach Puchtel on Shaun Pruitt's dunk attempt sparked Minnesota. J'son Stamper hit a jumper and Boone hit a 3-pointer to bring the Gophers within 60-56 with 4:23 left.

But Jamar Smith hit a 3 for Illinois at 2:56 to make it 63-56 and Minnesota couldn't get closer than four points the rest of the way.

Grier scored nine points in the first 10 minutes of the game, as Minnesota got out to a 22-14 lead. Illinois scored eight straight over the next two minutes to tie it at 22.

The Illini closed the first half with an 11-3 run, capped by Augustine's fast-break dunk, to take a 37-34 lead into the break.

Illinois	FG-A	3P-A	FT-A	REB	PTS	A	TO	B	S	M
Augustine	6-9	0-0	4-8	10	16	7	2	0	1	39
Randle	1-2	0-1	2-2	2	4	1	0	1	0	18
Pruitt	4-5	0-0	1-2	5	9	1	2	0	0	23
McBride	5-10	2-5	0-0	2	12	2	1	0	2	37
Brown	5-14	2-9	2-2	1	14	4	2	0	3	39
Arnold	2-3	0-0	2-2	0	6	0	0	0	1	11
Smith	2-3	1-2	2-3	0	7	6	0	0	0	21
Carter	0-0	0-0	0-0	0	0	1	0	0	0	3
Frazier	1-2	1-2	0-0	1	3	0	0	0	0	9
Team				3						
Totals	26-48	6-19	13-19	24	71	22	8	1	7	200
FG%	1st: 15-26/.577		2nd: 11-22/.500		Game: .542					
3PT%	1st: 4-9/.444		2nd: 2-10/.200		Game: .316					
FT%	1st: 3-6/.500		2nd: 10-13/.769		Game: .684					

Minnesota	FG-A	3P-A	FT-A	REB	PTS	A	TO	B	S	M
Stamper	2-7	0-0	0-0	5	4	1	3	0	1	29
Puchtel	1-1	0-0	0-0	4	2	1	0	1	1	16
Grier	6-13	0-0	7-9	6	19	2	2	0	1	37
Hargrow	7-8	1-1	2-3	3	17	4	2	0	1	35
Boone	3-8	3-7	1-2	3	10	7	1	2	0	37
Tollackson	5-6	0-0	0-0	2	10	0	0	1	0	23
Tucker	0-1	0-0	0-0	0	0	0	0	0	0	6
Coleman	1-1	1-1	0-0	2	3	0	1	0	0	11
Abu-Shamala	0-1	0-1	0-0	1	0	0	0	0	0	4
Saunders	0-0	0-0	0-0	0	0	0	0	0	0	1
Williams	0-0	0-0	0-0	0	0	0	0	0	0	1
Team				0						
Totals	25-46	5-10	10-14	26	65	15	10	4	4	200
FG%	1st: 13-23/.565		2nd: 12-23/.522		Game: .543					
3PT%	1st: 2-4/.500		2nd: 3-6/.500		Game: .500					
FT%	1st: 6-8/.750		2nd: 4-6/.667		Game: .714					

Score by Halves:	1st	2nd	Game
Illinois	37	34	71
Minnesota	34	31	65 A: 13,022

Game 30 #10 Illinois 75  
#25/23 Michigan State 68

March 4, 2006

Breslin Center, East Lansing, Mich.

Dee Brown scored 16 of his 20 points after half-time and made two 3-pointers during a 12-0 run mid-way through the second half to lift No. 10 Illinois to a 75-68 victory over No. 25 Michigan State.

Michigan State's Paul Davis had 21 points and 14 rebounds, Shannon Brown scored 20 and Maurice Ager added 15 points.

Dee Brown broke a 48-all tie with a 3-pointer with more than 12 minutes left. Teammate Jamar Smith followed with a pair of shots beyond the arc and Brown closed the decisive run with another 3-pointer.

The Spartans pulled within six points with four-plus minutes to go and again with 2:09 left, but gave up baskets to James Augustine on the ensuing possessions each time.

Rich McBride and Shaun Pruitt each scored 12 for the Illini. Augustine and Smith added 10 points apiece for Illinois, which won its fifth straight against the Spartans.

Michigan State's top three players were solid, but they didn't get much help with the rest of the team combining for just 12 points.

Michigan State led 35-34 at halftime. Smith's jumper at the end of the half was ruled good on the court and initially by the officials after a video review. The officials came back onto the court midway through halftime to get another look at the play, and they decided to overturn their decision.

Illinois	FG-A	3P-A	FT-A	REB	PTS	A	TO	B	S	M
Augustine	4-9	0-0	2-3	6	10	2	1	1	3	33
Randle	1-2	0-0	0-1	3	2	2	0	0	2	18
Pruitt	4-8	0-0	4-4	4	12	0	1	0	0	25
McBride	4-9	2-3	2-2	0	112	3	1	0	1	34
Brown	6-13	5-10	3-4	2	20	4	3	0	2	31
Frazier	1-3	1-2	0-0	3	3	4	2	0	0	18
Smith	3-6	2-4	2-2	0	10	1	0	0	1	21
Carter	2-3	0-1	2-2	5	6	1	0	1	0	13
Arnold	0-0	0-0	0-0	0	0	0	0	0	1	7
Team				1				1		
Totals	25-53	10-20	15-18	24	75	17	9	3	9	200
FG%	1st: 12-28/.429		2nd: 13-25/.520		Game: .472					
3PT%	1st: 2-8/.250		2nd: 8-12/.667		Game: .500					
FT%	1st: 8-8/1.000		2nd: 7-10/.700		Game: .833					

MSU	FG-A	3P-A	FT-A	REB	PTS	A	TO	B	S	M
Brown	6-10	1-3	7-8	6	20	3	2	1	1	35
Neitzel	2-8	0-2	0-0	3	4	5	2	0	0	33
Ager	5-11	2-6	3-6	6	15	1	3	0	0	38
Davis	6-12	0-1	9-11	14	21	1	4	2	2	33
Rowley	1-2	0-0	1-1	2	3	0	0	0	0	16
Ibok	0-1	0-0	0-0	1	0	0	1	1	0	9
Walton	0-1	0-0	0-1	1	0	2	1	0	0	14
Suton	2-3	0-0	1-1	1	5	2	2	0	1	22
Ducure	0-0	0-0	0-0	0	0	0	0	0	0	0+
Joseph	0-0	0-0	0-0	0	0	0	0	0	0	0+
Team				4						
Totals	22-48	3-12	21-28	38	68	14	15	4	4	200
FG%	1st: 12-23/.522		2nd: 10-25/.400		Game: .458					
3PT%	1st: 3-7/.429		2nd: 0-5/.000		Game: .250					
FT%	1st: 8-12/.667		2nd: 13-16/.813		Game: .750					

Score by Halves:	1st	2nd	Game
Illinois	34	41	75
Michigan State	35	33	68 A: 14,759

Game 31 #9 Illinois 56  
Michigan State 61

March 10, 2006

Conseco Fieldhouse, Indianapolis, Ind.

Michigan State seniors Paul Davis and Maurice Ager took matters into their own hands against No. 9 Illinois. Davis and Ager each scored 16 points and Davis added eight rebounds to help the Spartans beat the Illini 61-56 Friday night in the Big Ten tournament quarterfinals.

Sixth-seeded Michigan State (22-10) had lost three of four entering the tournament, including last Saturday's 75-68 loss to Illinois in its home finale.

This time, in front of a decidedly partisan Illinois crowd, the Illini (25-6) couldn't duplicate their effort from last Saturday. James Augustine had 16 points and 15 rebounds, but the Illini failed to reach the semis for the first time in the nine-year history of the tournament.

The Spartans overcame a bad start, withstood a late Illinois charge and didn't trail in the final 37 minutes. They held Illini guard Dee Brown to just five points. Brown didn't make a basket until 2:08 mark of the first half.

Michigan State extended its lead to 41-31 before Illinois rallied with a 12-3 run. That got them within 44-43, but Davis responded with a three-point play, and Michigan State scored seven straight points to rebuild its lead.

The Illini again closed within one when Rich McBride closed out a 7-0 spurt by making two free throws with 2:01 left. But the Spartans answered with a 10-foot runner from Shannon Brown and four straight free throws to seal it. Brown finished with 14 points.

MSU	FG-A	3P-A	FT-A	REB	PTS	A	TO	B	S	M
Suton	2-2	0-0	2-2	10	6	0	1	0	1	24
Davis	7-10	0-0	2-3	8	16	0	1	0	0	27
Brown	5-14	0-3	4-4	3	14	2	3	0	2	38
Neitzel	1-5	0-1	5-5	4	7	5	1	0	1	31
Ager	5-12	3-6	3-4	0	16	1	1	0	0	32
Ibok	0-0	0-0	0-2	1	0	0	0	0	0	2
Walton	0-0	0-0	0-0	2	0	1	2	1	0	19
Trannon	1-2	0-0	0-3	2	2	1	1	0	2	21
Rowley	0-0	0-0	0-0	0	0	0	0	0	0	6
Team				1			0			
Totals	21-45	3-10	16-23	31	61	10	10	1	6	200

FG%	1st: 13-25/.520	2nd: 8-20/.400	Game: .467
3PT%	1st: 2-7/.286	2nd: 1-3/.333	Game: .300
FT%	1st: 8-11/.727	2nd: 8-12/.667	Game: .696

Illinois	FG-A	3P-A	FT-A	REB	PTS	A	TO	B	S	M
Augustine	5-9	1-1	5-8	15	16	1	3	1	1	40
Randle	4-6	0-1	4-8	3	12	2	3	0	0	30
Pruitt	0-3	0-0	1-2	1	1	0	1	0	0	20
Brown	2-10	1-5	0-1	5	5	7	3	0	1	39
McBride	4-9	3-8	2-2	1	13	1	1	0	1	34
Frazier	0-0	0-0	0-0	1	0	1	0	0	0	5
Smith	1-4	1-3	0-0	0	3	0	1	0	0	12
Carter	2-4	0-0	0-0	2	4	1	0	0	2	14
Arnold	1-2	0-0	0-0	0	2	0	0	0	0	6
Team				3			1			
Totals	19-47	6-18	12-21	31	56	13	13	1	5	200

FG%	1st: 9-21/.429	2nd: 10-26/.385	Game: .404
3PT%	1st: 5-9/.556	2nd: 1-9/.111	Game: .333
FT%	1st: 6-12/.500	2nd: 6-9/.667	Game: .571

Score by Halves:	1st	2nd	Game
Michigan State	36	25	61
Illinois	29	27	56
			A: 18,730