



# Redbird Football

## GAME NOTES

Contact: Todd Kober, Assistant Athletics Director/Media Relations • 309/438-3805 • Fax: 309/438-5634 • Cell: 309/310-7112 • gtkober@ilstu.edu

# GAME #10



**#7 Illinois State**  
**(7-2, 4-1)**

**Indiana State**  
**(1-9, 1-5)**

**WHEN:** Saturday, Nov. 11, 2006

**WHERE:** Memorial Stadium (12,764) • Terre Haute, Ind.

**TIME:** 11:05 a.m. CT

**FORECAST:** Showers; Daytime High: 61° F;  
Overnight Low: 34° F; Probability of  
Precipitation: 40%

## RADIO

Redbird Radio Network

- ▶ Greg Halbleib, play-by-play
- ▶ Ted Schmitz, color analyst
- ▶ L.A. Decker, studio host

## TELEVISION

- ▶ None

# GoREDBIRDS.COM

## THE GAME FACTS

- ▶ For the fourth time in the last five seasons, Illinois State will serve as the final opponent in Indiana State's season. The 'Birds have won the three previous matchups, including a 70-28 win last season at Hancock Stadium.
- ▶ This is the 58<sup>th</sup> meeting between Illinois State and Indiana State. The Sycamores are clinging to a 28-27-2 edge in the series, but the Redbirds have won seven of the last eight meetings.
- ▶ Returning from a high-ankle sprain last week, wide receiver Laurent Robinson enters today's game in search of six catches for 116 yards. With each achievement, Robinson would become Illinois State's all-time leader in career receptions and receiving yards.
- ▶ Running back Pierre Rembert needs just 34 yards to reach the 2,000-yard milestone for his Illinois State career. He is also 74 yards shy of moving into sole possession of eighth place among ISU's all-time leading rushers.
- ▶ With 21 more passing yards, quarterback Luke Drone will become only the third Redbird in school history to pass for 5,000 yards in a career. Drone will join Kevin Glenn and John Coppens.

## 2006 INDIANA STATE SCHEDULE

S2	at Purdue	L, 35-60
S9	at #20 Eastern Illinois	L, 21-31
S16	MURRAY STATE	L, 40-59
S23	at Northern Illinois	L, 14-48
S30	at #10 Southern Illinois*	L, 3-55
O7	at #8 Youngstown State*	L, 17-55
O14	#14 NORTHERN IOWA*	L, 14-34
O21	MISSOURI STATE*	W, 28-22
O28	at Western Kentucky*	L, 3-41
N4	at Western Illinois*	L, 41-46
N11	#7 ILLINOIS STATE*	11:05 a.m.

## THE COACHES

### ILLINOIS STATE

Denver Johnson is in his seventh season at Illinois State and owns a 39-37 (.513) overall record with the Redbirds. Prior to guiding the 'Birds, Johnson was the head coach at Murray State where he compiled a 21-12 mark. Johnson, 48, is a 1981 graduate of Tulsa and his 10-year head coaching record stands at 60-49 (.550). He is 6-2 against Indiana State.

### INDIANA STATE

Lou West (Cincinnati '76) is in his second season at the helm of the Sycamore football program. West owns a 1-20 (.048) record at Indiana State, his only stop as a head coach. Prior to taking the Sycamore post, West was the defensive coordinator at Toledo for three seasons. He is 0-1 against Illinois State.

## ILLINOIS STATE SEASON SCHEDULE/RESULTS

Date	Opponent	Location	Result/Time	Notes
Sept. 2	at Kansas State	Manhattan, Kan.	L, 23-24	K-State held to 44 yards rushing, but ISU's special team miscues costly.
Sept. 9	CENTRAL ARKANSAS	Normal, Ill.	W, 18-3	ISU offense stalls in the red zone with four field goals; Robinson sits.
Sept. 16	#18 EASTERN ILLINOIS	Normal, Ill.	W, 44-30	ISU rallied from 10-0 deficit with 23 second-quarter points.
Sept. 23	at Murray State	Murray, Ky.	W, 35-14	Redbirds out gained Racers 186-28 on the ground.
Oct. 7	at Western Kentucky <sup>^</sup>	Bowling Green, Ky.	W, 28-27	'Toppers miss a 19-yard field goal with 4:03 left in the game.
Oct. 14	#7 SOUTHERN ILLINOIS <sup>^</sup>	Normal, Ill.	W, 37-10	Redbirds roll off 30 unanswered points; ISU posts 499 offensive yards.
Oct. 21	at Western Illinois <sup>^</sup>	Macomb, Ill.	W, 27-14	Rembert rushes for 230 yards as 'Birds rally from 14-3 deficit.
Oct. 28	#10 YOUNGSTOWN STATE <sup>^</sup>	Normal, Ill.	L, 13-27	Penguins out rush Redbirds 345-18; Drone 10-for-31 passing.
Nov. 4	MISSOURI STATE <sup>^</sup>	Normal, Ill.	W, 38-14	Drone passes (19-of-26) for 305 yards; Rembert rushes for three TDs.
Nov. 11	at Indiana State <sup>^</sup>	Terre Haute, Ind.	11:05 a.m.	'Birds own 7-1 edge in last 8 meetings, including 3-1 at Terre Haute.
Nov. 18	at #12 Northern Iowa <sup>^</sup>	Cedar Falls, Iowa	4:35 p.m.	ISU has won 5 of last 8; most wins by any GFC team vs. UNI during span.

<sup>^</sup> Gateway Football Conference game; All times Central.

**ILLINOIS STATE MEDIA RELATIONS**

Assistant AD/Media Relations	Todd Kober
Office Phone	309/438-3805
Home Phone	309/454-3048
Cell	309/310-7112
E-mail	gtkober@ilstu.edu
Fax	309/438-5634
Graduate Assistant	Mike Williams
Office Phone	309/438-3598
Cell	309/275-6386
E-mail	mcwilli2@ilstu.edu

**INTERVIEW PROCEDURES**

Postgame interviews following home contests are conducted in the team room (second floor) of the Kaufman Football Building. A golf cart is available to transport representatives from the visiting team to the interview area. TV lighting is also provided. After road games, representatives will be brought to a designated area. The locker room is closed at all times.

**WEEKLY GATEWAY CONFERENCE CALL**

Teleconferences featuring the league's head coaches will be conducted each Wednesday during the season (Sept. 6 through Nov. 15). Those participating in the call should dial in five minutes prior to the scheduled start time (10 a.m. CST each Wednesday). Each call can also be accessed at [www.gatewayfootball.org](http://www.gatewayfootball.org). The call-in number is 913/981-5509.

10:00 – Gateway News/Notes

10:05 – Denver Johnson, Illinois State

10:10 – Lou West, Indiana State

10:15 – Terry Allen, Missouri State

10:20 – Mark Farley, Northern Iowa

10:25 – Jerry Kill, Southern Illinois

10:30 – Don Patterson, Western Illinois

10:35 – David Elson, Western Kentucky

10:40 – Jon Heacock, Youngstown State

*All times are Central*

**WEEKLY MEDIA LUNCHEON**

✓ Tuesday, August 29 at noon
✓ Tuesday, September 5 at noon (CANCELLED)
✓ Tuesday, September 12 at noon
✓ Tuesday, September 19 at noon
✓ Tuesday, September 26 at noon
✓ Tuesday, October 3 at noon
✓ Tuesday, October 10 at noon
✓ Tuesday, October 17 at noon
✓ Tuesday, October 24 at noon
✓ Tuesday, October 31 at noon
✓ Tuesday, November 7 at noon
✓ Tuesday, November 14 at noon

**GAME WEEK**

A quick look at Illinois State's media availability on game week. All appointments can be made through the media relations office (309) 438-3805.

Monday Off Day	Tuesday Media Luncheon Kaufman Football Building - noon	Wednesday GFC Teleconference (10-10:40 a.m.)	Thursday No pre-practice camera opportunities	Friday No availability
Denver Johnson Radio Show at Schooners 6-7 p.m.	Practice open to cameras for first 15 minutes	Practice open to cameras for first 15 minutes	Coach Johnson available after practice (approx. 6:15 p.m.)	
	Players/Coaches available after practice (approx. 6:15 p.m.)	Players/Coaches available after practice (approx. 6:15 p.m.)		

**WEEKLY MEDIA LUNCHEON**

Each Tuesday during the season, Illinois State hosts a media luncheon in the team room of the Kaufman Football Building. The luncheon begins at noon, with comments from two selected players representing both the offense and defense. Following the student-athletes, head coach Denver Johnson will address the media. Video and audio from the press conference will be available on the web at [GoRedbirds.com](http://GoRedbirds.com) before 5 p.m. on Tuesday. If you would like to receive the quotes via e-mail, please contact the Illinois State Athletics Media Relations Office at [gtkober@ilstu.edu](mailto:gtkober@ilstu.edu) prior to the press conference.

**CREDENTIALS**

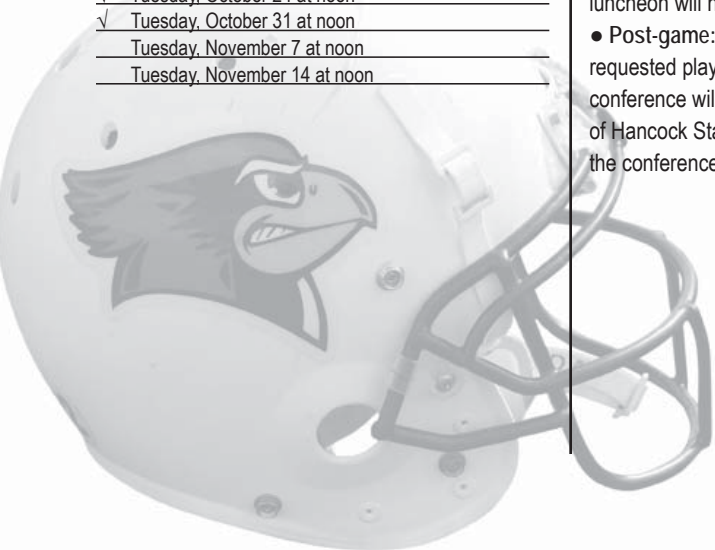
Credentials (game and parking) can be obtained by contacting the Athletics Media Relations Office, Campus Box 7130, Normal, Ill., 61790-7130. Requests must be received on official letterhead at least two days prior to the game. Passes that are not mailed will be available at the Will Call window (Gate 4) 90 minutes before kickoff.

**PRACTICE**

Most practices are open to the media (approximately 3:30-6 p.m.), but only the first 15 minutes of Tuesday through Thursday practices are available to photographers. For all other media, it is recommended that an advance call be made to the media relations office to check on the status of practice for a particular day.

**INTERVIEWS**

- Head Coach Denver Johnson will do general interviews following practice on Tuesday-Thursday. All other requests for interviews must be submitted to the media relations office at least 24 hours prior to the scheduled interview.
- Assistant Coaches: Arrangements should be made through the media relations office. Most interviews will be conducted after practice Tuesday-Thursday.
- Players: All interviews with players will take place at the media luncheon or after practice on Tuesday and Wednesday. Media should request players at least 24 hours in advance. Players who attend the Tuesday luncheon will not be available following practice that day.
- Post-game: The Illinois State locker room is closed at all times. Head coach Denver Johnson and requested players will be brought to the designated interview area. At home, the post-game media conference will take place in the team room of the Kaufman Football Building, located in the northeast corner of Hancock Stadium. The media should enter through the west doors and travel up the two flights of stairs to the conference area.



## SCOUTING INDIANA STATE

- Indiana State is located in Terre Haute, Ind., and has an enrollment of 10,679. The Sycamores are members of the Gateway Football Conference.
- The Sycamore offense has put up some big numbers this season. The passing offense ranks No. 3 in the conference and No. 34 nationally with 206.7 passing yards per game. Indiana State's total offense ranks No. 35 in I-AA football, but is No. 7 in the Gateway with 353.2 yards per game.
- Running back Tony West is averaging 87.88 yards per game, which ranks No. 7 in the league, while quarterback Reilly Murphy accounts for 201.63 yards of total offense per contest. Receiver Carl Berman is third in the Gateway with 5.4 receptions per game and ranks No. 4 with 70 receiving yards per contest.
- The Indiana State defense has struggled all season stopping its opponents. The Sycamores rank dead last among I-AA teams in rushing defense (314.5 yards per game), total defense (507 ypg.) and scoring defense (45.1 points per game).
- The bright spot on the defensive side of the ball has been the play of Scooter Archie. The Sycamore linebacker ranks No. 4 in the conference and No. 19 in I-AA football with 10.2 tackles per game.

## SYCAMORE SEAMS

- Illinois State's Cameron and Kyle Siskowic and Indiana State's Reilly Murphy and Verlain Betafe are all from San Diego, Calif.
- Adam Blankenship and Jeff Huntzinger, both from Illinois State, and Indiana State's Aris Shaw are all from Tulsa, Okla.
- Illinois State's Bill Hronec and Indiana State's Jack Byrne are both from Evergreen Park, Ill.
- Illinois State's Lamont Lagrone and Indiana State's David Wright both hail from Houston, Texas.
- The 'Birds do not have a player from the state of Indiana, as compared to the 42 for the Sycamores.

## TURNOVER FREE

It's unknown if the Illinois State football team has any additives or preservatives, but one thing is definitely for sure – the Redbirds are turnover free. At least since the 9:49 mark of the first quarter in the game at Western Kentucky when Pierre Rembert lost his only fumble of the season. Since that time, the Redbirds have played their last 294 minutes and 49 seconds without a turnover. In addition, quarterback Luke Drone has thrown 120 passes, and completed 74, without an interception. His last occurred in the second quarter at Murray State.

## MANAGING MISCUES

Just because the Redbirds are turnover free, doesn't mean their opponents are. Since the Redbirds' last turnover, Illinois State has forced eight opponent miscues. The Redbirds have forced 12 more turnovers than what they have committed and their +1.33 turnover ratio not only leads the Gateway Football Conference, but also ranks No. 2 in all of I-AA football. It has also turned into points, as ISU has out scored its I-AA foes 55-10 on points off turnovers.

## IT TAKES TWO TO TACKLE

Pairs are definitely needed to perform the tango, but for linebackers Cameron Siskowic and Kye Stewart they prefer to tackle. The tandem doesn't need each other to get done either, but they do compliment each other pretty well. Siskowic has notched 114 tackles on the season and leads all of I-AA football with 12.67 tackles per game. Stewart has also gone over the century mark in stops with 101, which ranks second in the conference and No. 3 nationally. With two tacklers each posting over 100 wrap-ups, Siskowic and Stewart become the first duo since Boomer Grigsby and Gean Gilot to accomplish the feat since 2003.

## ROAD WARRIORS

With victories at both Western Kentucky and Western Illinois this season, and wins at Missouri State and Southern Illinois in 2005, the Redbirds are riding a four-game road winning streak in the Gateway Football Conference. The streak is Illinois State's longest run of success on the road since joining the Gateway in 1985.

## ROBINSON RETURNS; COLLECTS NO. 31

Reigning Gateway Football Conference Offensive Player of the Year Laurént Robinson returned to the Redbird line-up against Missouri State. Robinson responded with two catches for 46 yards. With his first catch, Robinson extended his school record of consecutive games with a reception to 31. He enters Saturday's game at Indiana State needing six catches and 116 yards receiving to become Illinois State's all-time leader in career receptions and receiving yards.

## REDBIRD 500

After reaching 500 yards of total offense four times last season, the ISU offense collected its first 500-yard day in 2006 against Missouri State. The Redbirds totaled 527 yards of offense against the Bears, including 305 through the air, while registering 26 first downs and averaging 7.8 yards per play.

## CLEANING THE STATE

With the Redbirds' 27-14 win over Western Illinois, it gave Illinois State its first sweep of Illinois' I-AA schools since the 2000 season. Earlier this season, the 'Birds downed Southern Illinois, 37-10, and defeated Eastern Illinois, 44-30.

## THE TALE OF THE TAPE

	ILS	INS
Record	7-2	1-9
Points	29.2	21.6
Points Allowed	18.1	45.1
First Downs	186	200
Rushing Yards	162.2	146.5
Rushing Defense	138.1	314.5
Passing Yards	226.6	206.7
Passing Defense	198.2	192.5
Total Offense	388.8	353.2
Total Defense	336.3	507.0
Interceptions	14-188	5-172
Punt Return Avg.	8.3	9.8
Kickoff Return Avg.	19.7	16.7
Fumbles Lost	3	13
Penalties	44-389	59-502
Field Goals	10-16	6-9

## 'BIRD BESTS vs. INDIANA STATE

### INDIVIDUAL\*

Rushing Yards	200, Willie Watts, 11-10-01
Rushing TDs	3, Willie Watts, 11-10-01
Passing Yards	440, Luke Drone, 11-12-05
Completions	29, Yance Vaughan, 10-2-04
TD Passes	5, Luke Drone, 11-12-05
Receptions	14, Laurént Robinson, 11-12-05
Receiving Yards	292, Laurént Robinson, 11-12-05
Receiving TDs	3, Laurént Robinson, 11-12-05
Tackles	21, Boomer Grigsby, 10-2-04
Tackles for Loss	4, Galen Scott, 10-14-00
Sacks	4, Galen Scott, 10-14-00
Interceptions	3, Mike Williams, 10-16-93
Longest FG	47, Paul Politti, 10-1-83

### TEAM\*

Most Points	70, 11-12-05
Fewest Points	0, five times; last 9-23-50
Most Points Allowed	42, three times; last 10-25-75
Fewest Points Allowed	0, seven times; last 10-14-00

\*modern era (1936 and later)



**THE REDBIRD RECORD BOOK****ISU Career Rushing**

1. Toby Davis (1989-92)	3,702
4. Larry Spinks (1973-76)	2,523
5. Bill Fenn (1978-80)	2,372
6. Vic Northern (1987-90)	2,292
7. Kevin Jones (1980, 92-84)	2,135
8. Virgil Winters (1981-84)	2,039
9. Pierre Rembert (2005-)	1,966

**ISU Career Rushing TDs**

1. Toby Davis (1989-92)	37
2. Willie Watts (1998-01)	28
3. Pierre Rembert (2005-)	25

**ISU Career 100-Yard Rushing Games**

1. Toby Davis (1989-92)	17
2. Willie Watts (1998-01)	15
3. Pierre Rembert (2005-)	11

**ISU Career Passing**

1. Kevin Glenn (1997-00)	8,251
2. John Coppens (1981-84)	6,238
3. Luke Drone (2004-)	4,979

**ISU Career Completions**

1. Kevin Glenn (1997-00)	663
2. John Coppens (1981-84)	554
3. Dusty Burk (1999-01)	357
4. Luke Drone (2004-)	351

**ISU Career TD Passes**

1. Kevin Glenn (1997-00)	62
2. John Coppens (1981-84)	49
3. Dusty Burk (1999-01)	38
4. Luke Drone (2004-)	36

**ISU Career Receptions**

1. Rickey Garrett (1996-99)	177
2. Laurént Robinson (2003-)	172

**ISU Career Receiving Yards**

1. Rickey Garrett (1996-99)	2,719
2. Laurént Robinson (2003-)	2,604

**ISU Career TD Receptions**

1. Laurént Robinson (2003-)	26
2. Rickey Garrett (1996-99)	22

**ISU Consecutive Games with a Catch**

1. Laurént Robinson (2003-)	31
2. Vito Golson (1999-02)	29

**ISU 100-Yard Career Receiving Games**

1. Rickey Garrett (1996-99)	9
2. Laurént Robinson (2003-)	8
Clarence Collins (1980-83)	8

**ISU Career Total Offense Yards**

1. Kevin Glenn (1997-00)	8,812
2. John Coppens (1981-84)	5,881
3. Luke Drone (2004-)	5,102

**ISU Career All-Purpose Yards**

1. Toby Davis (1989-92)	4,363
8. Rickey Garrett (1996-99)	2,719
9. Virgil Winters (1981-84)	2,628
10. Laurént Robinson (2003-)	2,609

**ISU Career Tackles**

1. Boomer Grigsby (2001-04)	580
2. Galen Scott (1997-00)	579
3. Wilbert Brown (1988-91)	470
4. Chris Stevens (1992-95)	443
5. Ryan Szokola (1997-00)	397
6. Cameron Siskowic (2003-)	354

***BEND DON'T BREAK***

The Redbird defense is allowing 336.33 yards per game, which ranks No. 4 among Gateway teams, but ISU opponents haven't been able to convert them into points. On the season, ISU is allowing a league-best 18.11 points per game, which also ranks No. 25 nationally. The 'Birds have allowed 11 touchdowns in 26 red-zone trips (42 percent).

***DRONE: A WORKER QB***

Not only is quarterback Luke Drone a hard-worker, he is also efficient. In fact, he's the most efficient quarterback the Redbirds have ever had. For his career, Drone has posted a passing efficiency rating of 151.1, which is 23 points higher than the next highest ISU quarterback. His efficiency rating (148.49) this season leads the conference and ranks No. 12 in I-AA football.

***GUNNIN' 'EM DOWN***

Cameron Siskowic is showing why he was named a Buck Buchanan Award watch list member in 2006, as the senior linebacker leads the nation in tackles. The San Diego, Calif., native is on pace to lead the Gateway Football Conference in tackles for the second straight season. As a result, Siskowic has totaled 354 tackles in his career at Illinois State, which ranks sixth in school history. He is only the 12th player in ISU history to total 300 or more tackles in a career.

***REMBERT BEARS DOWN***

In two games, Illinois State running back Pierre Rembert ended his career against Missouri State with 384 rushing yards and nine touchdowns. With three touchdowns on Saturday against the Bears, Rembert moved into sole possession of third place all time in ISU history with 25 career rushing touchdowns.

***GETTING YOUR PICKS ON ROUTE 66***

With Hancock Stadium located just off nostalgic Route 66, the Redbird defense has been getting their kicks in 2006. Through nine games, the 'Birds have intercepted 14 passes, which is tied for the fourth best team total in Division I-AA. The kicker is that the Redbirds have already surpassed last season's total of 10. In addition, the 'Birds are averaging 1.6 picks per game, which would put them on pace for 17 interceptions, the most since 1989.

***EIGHT WOULD BE GREAT***

With victory today, Illinois State would earn its eighth win of the season. The eighth victory would tie for the second-highest win total in the 111-year history of the Illinois State football program, equalling the eight wins of the 1907 team (8-0-2), the 1967 team (8-2) and the 1998 team (8-4). The eight victories would also mark the highest win total by a Denver Johnson coached team, who won seven games in three seasons at Murray State and two campaigns with the Redbirds.

***REMBERT'S GRAND, AND HE'S LOOKING TO DOUBLE IT***

With his 230 yards rushing at Western Illinois, running back Pierre Rembert eclipsed the 1,000-yard rushing milestone this season. ISU's offensive workhorse now has 1,165 yards on the season on 239 attempts with 13 touchdowns. It is only the 12th time the Redbirds have had a 1,000-yard rusher in a season, but the fifth in the last seven years. Rembert's season total ranks as the fifth best in school history and he needs only 16 yards to move into sole possession of third place. In addition, Rembert is just 34 yards shy of eclipsing the 2,000-yard for his Redbird career.

***THE I-PASS***

The Redbird offense won't necessarily help at the toll booths, but it has been blowing through Gateway football stadiums will regularity the last three seasons. The Redbirds lead the Gateway with 226.56 passing yards per game. If ISU can stay on top in that category, it would mark the third straight season in which the Redbirds have led the conference in passing offense. The 'Birds would only be the third team to accomplish the feat joining Northern Iowa and Western Illinois.

***APPLYING THE FULL NELSON***

That's exactly what sophomore free safety Tom Nelson has been doing to opposing quarterbacks this season, as he has picked off four passes this season. The 2005 Gateway Freshman of the Year leads the Redbirds in picks and ranks tied for No. 13 in the nation with 0.44 interceptions per game.

***DOUBTING THOMAS***

Lined up at the defensive tackle position, there is reason to be skeptical that Illinois State's Jarek Thomas has two interceptions on the year. But, it's true. Thomas' two interceptions are the most by a Redbird defensive lineman since 1974, when Rick Spain also snagged a pair of passes. Thomas intercepted a shovel pass against Central Arkansas, but later in the season he got the ultimate defensive lineman's dream with an interception returned for a touchdown against Youngstown State.

***ACTION JACKSON***

Despite having all-American wide receiver Laurént Robinson hobbled with an ankle injury, senior Pierre Jackson has emerged as an alternative deep threat for the Redbirds. "Jelly" has notched three 100-yard receiving games this season and leads the team with 36 catches for 650 yards. He has also added four touchdowns.

### MOVING THE CHAINS

The Redbird offense has taken advantage of every down this season, especially third down. In 122 attempts on third down, Illinois State has converted 60 of them or 49.2 percent. The Redbird success rate ranks as the seventh best in I-AA football on third down. As a result, the 'Birds have collected 186 first downs on the season.

### THE TEMPLE OF DOOM

Senior safety James Temple has collected two interceptions this season. The first against Eastern Illinois and his latest against Missouri State. Temple now has six on his career, which makes him the Redbirds' active leader in that category.

### REMBERT RUNNING WITH REGULARITY

In eight of the nine games this season, including the first straight seven, Illinois State running back Pierre Rembert has rushed for 100 yards or more. With his streak of seven straight games to start the season, Rembert compiled the longest such string of 100-yard rushing games in ISU history, bettering the old mark by three games. Rembert is one performance away from tying the school record of nine 100-yard rushing games in a season set by Toby Davis, during the 1992 season.

### WHICH 'BIRD WILL GET THE FIFTH

When Brent Hawkins claimed the 2005 Gateway Defensive Player of the Year award, it marked the fourth straight by a Redbird player (Boomer Grigsby won the award in 2002, 2003 and 2004) and tied the league record for consecutive league MVPs with Northern Iowa (1991-94). Both Kye Stewart and Cameron Siskowic hope to extend that ISU streak as the nation's and conference's top two tacklers.

### MOVIN' ON UP

In just his second season as a starter, Luke Drone is starting to creep up the charts in the ISU record book. With 4,979 career passing yards, Drone is in sole possession of the No. 3 spot on the all-time ISU passing list. He is now chasing John Coppens (1981-84) and needs 1,260 yards to move into second. In addition, his 19 completions against Missouri State moved him into fourth place for career completions with 351. He only needs seven more to pass Dusty Burk for the third spot.

### ALL-AMERICA U

ISU has produced at least one all-American player in 20 of its last 23 seasons. Over the last seven seasons, 27 players from 11 different positions have been honored. Laurént Robinson, Brent Hawkins, Stafford Davis and Cameron Siskowic were all consensus selections in 2005.

### TRANSFERABLE

Since 1993, when the NCAA rules changed to allow players immediate eligibility at the I-AA level, Illinois State has had 44 players transfer from I-A schools. ISU's I-A transfers on this year's roster include: Alan Abrams (RB, Ole Miss); Adam Blankenship (DL, Nebraska); Pierre Jackson (WR, Minnesota); Brandon Joyce (OL, Indiana); Dan Passarelli (WR, Northern Illinois); Pierre Rembert (RB, Michigan); Cameron Siskowic (LB, Washington St.); Jonathan St-Pierre (OL, Miami (Fla.)) and James Stevenson III (DL, Illinois).

### REMBERT'S RAVE REVIEWS

Through nine games, his first as ISU's featured running back, Pierre Rembert has gotten two thumbs up. With 129.44 rushing yards per game, Rembert ranks No. 56 nationally among running backs. He is on pace to finish the regular season with 1,424 yards on the season, which would rank as the second highest total in Redbird history.

### MEN OF HONOR

The Redbird football team concluded the spring semester with 35 players on the AFNI Athletics Honor Roll, a new team record. The Redbirds also compiled a 2.68 grade point average for the semester, which was the highest team GPA by the football team in over a decade.

### 40 DAYS AND 40 NIGHTS

Actually it is a little less than 67 days – that's how many straight 24-hour days a person would have to work to equal the 1,595 community service hours that the Illinois State football team put in last academic year. Typically, the goal for the entire athletic department is 1,000, but the Redbird gridders put in 1,595 hours themselves.

### SOMEBODY'S WATCHING

On Aug. 23, Cameron Siskowic was put on watch. Siskowic was added to the 2006 Buck Buchanan Award watch list after finishing as a finalist last season as one of the nation's top I-AA defensive players. Senior wide receiver Laurént Robinson began the 2006 campaign on the Walter Payton Award list, but due to limited action with his high-ankle sprain, Robinson was removed from the watch list on Oct. 11.

### THE START CHART

#### Offense

	2006	Current	Steak	Career
Robinson (WR)	5	1		33
Downing (OL)	9	10		30
Mordis (TE)	9	11		27
Wiggins (OL)	9	24		24
Drone (QB)	9	20		20
Jackson (WR)	9	15		19
Rembert (TB)	9	11		14
Hartman (OL)	0	0		11
Horton (WR)	4	2		10
Niklasch (OL)	9	9		10
Joyce (OL)	7	7		7
Meredith (TE)	6	0		6
St-Pierre (OL)	5	5		5
Madsen (OL)	4	0		4
Lyon (OL)	2	0		2
R. Rice (TB)	0	0		2
Joynt (TE)	2	0		2
D. Passarelli (WR)	1	0		1

#### Defense

Martindale (DT)	9	32		41
Temple (DB)	9	31		34
C. Siskowic (LB)	8	8		29
Caesar (DB)	9	18		24
Campbell (LB)	8	8		21
Stewart (LB)	8	6		21
Nelson (FS)	9	20		20
Thomas (DT)	8	1		19
Kittrell (DB)	9	9		12
Stevenson (DE)	5	0		9
N. Passarelli (DB)	0	0		7
R. Tate (DL)	5	0		5
Simnick (DL)	3	0		3
Hunter (DL)	2	2		2
Blankenship (DL)	2	2		2
Filin (DL)	2	0		2
Cucci (LB)	1	0		1
Hawkins	1	0		1
Hronec (LB)	1	0		1
Lagrone (CB)	0	0		1

### RED ZONE

	ISU	Opp.
at Kansas St.	4-4 (3 TDs, FG)	2-4 (2 FGs)
C. Arkansas	4-5 (4 FGs)	1-2 (FG)
E. Illinois	4-4 (3 TDs, FG)	4-4 (3 TDs, FG)
at Murray St.	4-5 (4 TDs)	1-1 (TD)
at Western Ky.	4-4 (4 TDs)	3-4 (TD, 2 FGs)
S. Illinois	4-6 (3 TDs, FG)	2-3 (TD, FG)
at W. Illinois	5-6 (3 TDs, 2 FGs)	2-2 (2 TDs)
Y'stown St.	1-1 (TD)	4-5 (4 TDs)
Missouri St.	5-6 (4 TDs, 1 FG)	2-5 (2 TDs)
at Indiana St.		
at N. Iowa		

### POINTS OFF TURNOVERS

	ISU	Opp.
at Kansas St.	3	11
C. Arkansas	0	0
E. Illinois	17	7
at Murray St.	14	0
at Western Ky.	0	3
S. Illinois	3	0
at W. Illinois	0	0
Y'stown St.	7	0
Missouri St.	14	0
at Indiana St.		
at N. Iowa		

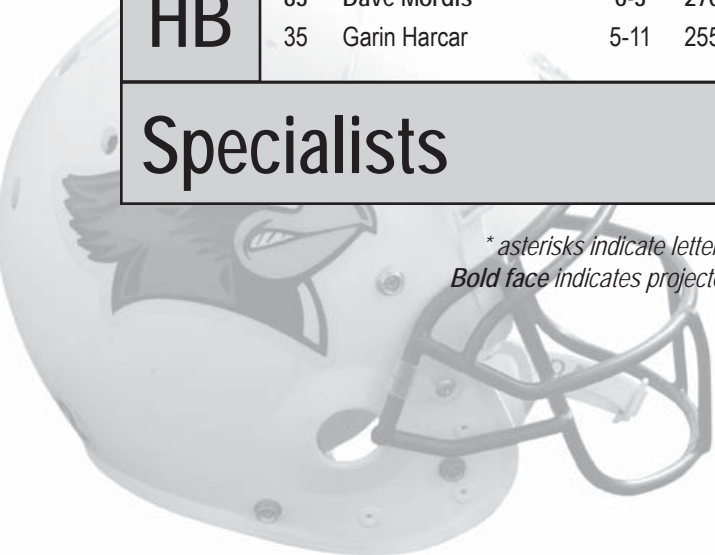




## ILLINOIS STATE'S PROJECTED TWO-DEEP

Offense						Defense					
<b>WR</b>	86	Jason Horton**	6-0	185	Jr.	<b>DE</b>	73	Justin Martindale***	6-2	255	Sr.
	81	Laurént Robinson	6-2	195	Sr.		99	James Stevenson III*	6-3	250	Sr.
<b>LT</b>	66	Isaiah Wiggins**	6-3	290	Jr.	<b>DT</b>	97	Kaschiev Hunter*	6-2	290	So.
	71	Jeff Huntzinger*	6-3	285	Jr.		90	Dan Simnick*	6-2	260	Jr.
<b>LG</b>	69	Joe Niklasch*	6-4	280	So.	<b>DT</b>	94	Jarek Thomas**	6-3	275	Jr.
	65	Billy Speiser	6-5	295	Jr.		97	Kaschiev Hunter*	6-2	290	So.
<b>C</b>	61	Jonathan St-Pierre	6-3	301	So.	<b>DE</b>	93	Adam Blankenship	6-2	245	So.
	68	Erik Madsen	6-3	285	So.		57	Brandon Wilson	6-2	210	Fr.
<b>RG</b>	75	Janiah Downing***	6-3	310	Sr.	<b>SLB</b>	40	Cameron Siskowic***	6-2	225	Sr.
	71	Jeff Huntzinger*	6-3	285	Jr.		48	Pat Cucci*	6-1	240	So.
<b>RT</b>	78	Brandon Joyce	6-5	310	Jr.	<b>MLB</b>	44	Niall Campbell***	6-2	230	Sr.
	71	Jeff Huntzinger*	6-3	285	Jr.		59	Bill Hronec**	6-2	225	Jr.
<b>TE</b>	47	Kedric Meredith*	6-3	260	So.	<b>WLB</b>	6	Kye Stewart**	6-0	205	Jr.
	42	Jeremy Joynt	6-3	255	Jr.		34	Marques Hawkins*	5-8	210	Sr.
<b>WR</b>	4	Pierre Jackson**	6-1	175	Sr.	<b>CB</b>	1	Jesse Caesar**	5-11	185	Jr.
	10	Jake Rourke*	6-3	185	So.		23	Lamont Lagrone*	5-10	175	Sr.
<b>QB</b>	7	Luke Drone**	6-2	210	Jr.	<b>FS</b>	9	Tom Nelson*	6-0	195	So.
	12	Kevin Brockway*	6-4	225	So.		31	Jeremy Foster	6-3	205	So.
<b>TB</b>	5	Pierre Rembert*	6-0	220	Sr.	<b>SS</b>	28	James Temple***	6-0	210	Sr.
	2	Rafael Rice*	5-11	220	Jr.		30	Garry Roberts*	6-2	210	Jr.
<b>HB</b>	83	Dave Mordis**	6-3	270	Jr.	<b>CB</b>	25	Leon Kitrell***	5-9	165	Sr.
	35	Garin Harcar	5-11	255	RFr.		37	Jason Tate	5-11	175	Fr.
<b>Specialists</b>						<b>K</b>	36	Kevin Mazur*	5-10	195	So.
							19	Bobby Kelsey*	6-1	225	So.
						<b>P</b>	19	Bobby Kelsey*	6-1	225	So.
							36	Kevin Mazur*	5-10	195	So.

\* asterisks indicate letters earned  
**Bold face** indicates projected starter



**ILLINOIS STATE STARTER NOTES****REDBIRD OFFENSE**

LT	66	Isaiah Wiggins** (Jr. • 6-3 • 290 • Chicago, Ill.)	Began playing the trumpet in elementary school and has been playing it for nine years.
LG	69	Joe Niklasch (So. • 6-4 • 280 • Hartland, Wis.)	An avid Packer fan who, during high school, worked as a janitor at local elementary school.
C	61	Jonathan St-Pierre (So. • 6-3 • 301 • Longueuil, Quebec)	A certified scuba diver who never had the time at Miami, but frequents the lakes of Quebec.
RG	75	Janiah Downing*** (Sr. • 6-3 • 310 • North Marion, Fla.)	The last three summers worked as a Preview guide, an orientation program for incoming ISU students.
RT	78	Brandon Joyce (Jr. • 6-5 • 310 • St. Charles, Mo.)	While in high school, appeared in the Sharpie commercial with Terrell Owens.
WR	86	Jason Horton** (Jr. • 6-0 • 185 • Bolingbrook, Ill.)	Played ice hockey during the seventh and eighth grade.
WR	4	Pierre Jackson** (Sr. • 6-1 • 175 • Chicago, Ill.)	Nicknamed "Jelly;" away from football likes to spend time with his 3-year-old daughter, Itali.
TE	47	Kedric Meredith* (So. • 6-3 • 260 • Peoria, Ill.)	For the last two years has been playing the bass guitar, but can't find the time to join a band.
QB	7	Luke Drone** (Jr. • 6-2 • 210 • Mt. Carmel, Ill.)	Selected for the 2006 NCAA Leadership Conference; 2006-07 SAAC Educational Outreach Coordinator.
RB	5	Pierre Rembert* (Sr. • 6-0 • 220 • Milwaukee, Wis.)	Eats McDonald's at least five times a week; favorite meal is a Big Mac with no pickles, no onions and extra sauce.
FB	83	Dave Mordis** (Jr. • 6-3 • 270 • Palos Park, Ill.)	Owns two dogs, a german shepherd and a shiba inu; enjoys riding around campus on his moped.

**REDBIRD DEFENSE**

DE	73	Justin Martindale*** (Sr. • 6-2 • 255 • Wadsworth, Ill.)	Loves to play with toys which are built for speed; owns a jet ski, four-wheeler and a motorcycle.
DT	97	Kaschiev Hunter* (So. • 6-2 • 290 • Marietta, Ga.)	Nicknamed "Chief"; earned his first collegiate against Youngstown State.
DT	94	Jarek Thomas** (Jr. • 6-3 • 275 • Orlando, Fla.)	Enjoys cooking, especially soul food, including his favorite dish – BBQ ribs and pork chops.
DE	93	Adam Blankenship (So. • 6-2 • 245 • Tulsa, Okla.)	His father, Bill, was Denver Johnson's roommate in college and coached Justin Fuente at Union HS.
WLB	6	Kye Stewart** (Jr. • 6-0 • 205 • Nashville, Tenn.)	A certified scuba diver, he has dove throughout the state of Florida with his dad, who is also certified.
MLB	44	Niall Campbell*** (Sr. • 6-2 • 230 • Lemont, Ill.)	After college will be focusing on a career in physical therapy.
SLB	40	Cameron Siskowic*** (Sr. • 6-2 • 225 • San Diego, Calif.)	A six-year cancer survivor that grew up surfing, snow boarding and wake boarding.
CB	25	Leon Kittrell*** (Sr. • 5-9 • 165 • Oak Creek, Wis.)	A world-class drummer who plays in two bands on campus – Blue Print and Soft Spoken.
FS	9	Tom Nelson* (So. • 6-0 • 195 • Arlington Heights, Ill.)	Likes to spend his off-weekends golfing with his dad, and favorite course is Rolling Green Country Club.
SS	28	James Temple*** (Sr. • 6-0 • 210 • Savannah, Ga.)	Has been playing the acoustic guitar for over a year and enjoys playing allegro music.
CB	1	Jesse Caesar** (Jr. • 5-11 • 185 • Rockledge, Fla.)	An avid artist who likes to draw particularly in pencil or pen.

**REDBIRD SPECIAL TEAMS**

PK	36	Kevin Mazur* (Fr. • 5-10 • 195 • Mt. Prospect, Ill.)	Fired a 23-under-par on Tiger Woods 2007, a Playstation 2 game, during fall camp.
KO	19	Bobby Kelsey* (Fr. • 6-1 • 225 • Channahon, Ill.)	Worked out this summer with former ISU punter Mike McCabe and Florida's Urban Meyer, a former ISU assistant.
P	19	Bobby Kelsey* (Fr. • 6-1 • 225 • Channahon, Ill.)	Worked out this summer with former ISU punter Mike McCabe and Florida's Urban Meyer, a former ISU assistant.
LS	43	Jake Weber*** (Sr. • 6-2 • 233 • Peoria, Ill.)	Interned over the summer with PricewaterhouseCoopers.
HD	7	Luke Drone** (Jr. • 6-2 • 210 • Mt. Carmel, Ill.)	Selected for the 2006 NCAA Leadership Conference; 2006-07 SAAC Educational Outreach Coordinator.
KR	5	Pierre Rembert* (Sr. • 6-0 • 220 • Milwaukee, Wis.)	Eats McDonald's at least five times a week; favorite meal is a Big Mac with no pickles, no onions and extra sauce.
	9	Tom Nelson* (So. • 6-0 • 195 • Arlington Heights, Ill.)	Likes to spend his off-weekends golfing with his dad, and favorite course is Rolling Green Country Club.
PR	86	Jason Horton** (Jr. • 6-0 • 185 • Bolingbrook, Ill.)	Played ice hockey during the seventh and eighth grade.



## ILLINOIS STATE'S ALPHABETICAL ROSTER

No.	Name	Pos.	Ht.	Wt.	Yr.	Hometown (Last School)
27	Alan Abrams	RB	6-0	205	Jr.	Orlando, Fla. (Mississippi)
93	Adam Blankenship	DL	6-2	245	So.	Tulsa, Okla. (Nebraska)
22	Geno Blow	RB	5-11	190	Fr.	Seabrook, Texas (Clear Lake)
12	Kevin Brockway*	QB	6-4	225	So.	Crystal Lake, Ill. (South)
1	Jesse Caesar**	DB	5-11	185	Jr.	Rockledge, Fla. (Rockledge)
44	Niall Campbell***	LB	6-2	230	Sr.	Lemont, Ill. (Chicago Mt. Carmel)
51	Brennan Carroll	LB	6-2	215	So.	Hoffman Estates, Ill. (Hoffman Estates HS)
48	Pat Cucci*	LB	6-1	240	So.	Winter Springs, Fla. (Winter Springs)
17	Jared Dall	WR	5-11	200	Jr.	Arlington Heights, Ill. (Harper JC)
75	Janiah Downing***	OL	6-3	310	Sr.	North Marion, Fla. (North Marion)
7	Luke Drone**	QB	6-2	210	Jr.	Mt. Carmel, Ill. (Mt. Carmel)
16	Preston Earl	QB	6-2	210	Fr.	Lincolnshire, Ill. (Stevenson)
3	Alex Filiin***	DL	6-4	220	Sr.	Skokie, Ill. (Niles West)
31	Jeremy Foster	DB	6-3	205	So.	Bloomington, Ill. (University)
14	Tyler Funk	P/K	6-0	165	Fr.	Racine, Wis. (William Horlick)
54	Brent Gritton	LB	6-2	225	RFr.	Lincoln, Neb. (Lincoln East)
35	Garin Harcar	RB	5-11	255	RFr.	Grand Ridge, Ill. (Ottawa)
34	Marques Hawkins*	LB	5-8	210	Sr.	Chandler, Ariz. (Phoenix College)
11	Kelvyn Hemphill	DB	6-2	175	Fr.	San Antonio, Texas (O'Connor)
86	Jason Horton**	WR	6-0	185	Jr.	Bolingbrook, Ill. (Neuqua Valley)
59	Bill Hronec**	LB	6-2	225	Jr.	Evergreen Park, Ill. (Chicago Mt. Carmel)
67	Landon Humbles	OL	6-4	285	So.	Peoria, Ill. (Richwoods)
97	Kaschiev Hunter*	DL	6-2	290	So.	Marietta, Ga. (Harrison)
71	Jeff Huntzinger*	OL	6-3	285	Jr.	Tulsa, Okla. (Union)
4	Pierre Jackson**	WR	6-1	175	Sr.	Chicago, Ill. (Minnesota)
13	Kurt James	DB	6-1	205	So.	Elmhurst, Ill. (Immaculate Conception)
78	Brandon Joyce	OL	6-5	310	Jr.	St. Charles, Mo. (Indiana)
42	Jeremy Joynt	TE	6-3	255	Jr.	Emmetsburg, Iowa (Iowa Central CC)
77	Muhammad Kahlun	OL	6-4	290	RFr.	Garland, Texas (Lakeview Centennial)
84	Clint Keller	TE	6-3	250	Jr.	Lexington, Ky. (Paul Laurence Dunbar)
19	Bobby Kelsey*	K/P	6-1	225	So.	Channahon, Ill. (Providence Catholic)
18	Drew Kempe	WR	6-3	205	RFr.	Wheaton, Ill. (Wheaton North)
25	Leon Kittrell***	DB	5-9	165	Sr.	Oak Creek, Wis. (Oak Creek)
33	Ansu Kpandeyenge*	RB	5-10	200	So.	Elgin, Ill. (Larkin)
23	Lamont Lagrone*	DB	5-10	175	Sr.	Houston, Texas (East Mississippi CC)
68	Erik Madsen	OL	6-3	285	So.	Bolingbrook, Ill. (Joliet Catholic)
87	Jermaine Malcolm	WR	6-4	185	Fr.	San Antonio, Texas (Holmes)
73	Justin Martindale***	DL	6-2	255	Sr.	Wadsworth, Ill. (Warren Township)
36	Kevin Mazur*	K/P	5-10	195	So.	Mt. Prospect, Ill. (John Hersey)
85	Warren McCarty	WR	6-4	200	RFr.	Roscoe, Ill. (Hononegah)
47	Kedric Meredith*	FB	6-3	260	So.	Peoria, Ill. (Richwoods)
83	Dave Mordis**	TE	6-3	270	Jr.	Palos Park, Ill. (Stagg)
9	Tom Nelson*	DB	6-0	195	So.	Arlington Heights, Ill. (John Hersey)
69	Joe Niklasch*	OL	6-4	280	So.	Hartland, Wis. (Arrowhead)
13	Andrew Paschal	WR	6-3	205	So.	Largo, Fla. (Ft. Scott College)
80	Dan Passarelli**	WR	5-11	190	Jr.	Naperville, Ill. (Northern Illinois)
21	Nick Passarelli**	DB	5-11	200	Jr.	Naperville, Ill. (Central)
62	Mike Piton	DL	6-2	255	Fr.	Palos Hills, Ill. (Stagg)
5	Pierre Rembert*	RB	6-0	220	Sr.	Milwaukee, Wis. (Michigan)
26	Cortes Rice*	RB	6-2	215	So.	Los Alamitos, Calif. (Los Alamitos)
2	Rafael Rice*	RB	5-11	220	Jr.	Los Alamitos, Calif. (Fullerton JC)
91	Dave Rivas	DL	6-3	230	Fr.	Chicago, Ill. (Gordon Tech)
30	Garry Roberts*	DB	6-2	210	Jr.	Edna, Texas (Edna)
81	Laurént Robinson***	WR	6-2	195	Sr.	Rockledge, Fla. (Rockledge)
10	Jake Rourke*	WR	6-3	185	So.	Chatham, Ill. (Glenwood)
90	Dan Simnick*	DL	6-2	260	Jr.	Naperville, Ill. (North)
40	Cameron Siskowic***	LB	6-2	225	Sr.	San Diego, Calif. (Washington St.)
45	Kyle Siskowic	LB	6-1	220	RFr.	San Diego, Calif. (Clairemont)
96	Babatunde Soyebó	DL	6-5	220	RFr.	Lagos, Nigeria (South Shore [Ill.])
60	Tom Speer	DL	6-4	215	RFr.	Macomb, Ill. (Macomb)
65	Billy Speiser	OL	6-5	295	Jr.	Warrenton, Mo. (Iowa Central CC)
99	James Stevenson III*	DL	6-3	250	Sr.	Franklinville, N.J. (Illinois)
6	Kye Stewart**	LB	6-0	205	Jr.	Nashville, Tenn. (Pearl-Cohn)
61	Jonathan St-Pierre	OL	6-3	301	So.	Longueuil, Quebec (Miami (Fla.))
98	Mike Strutz	DL	6-3	230	Fr.	Orland Park, Ill. (Carl Sandburg)
37	Jason Tate	DB	5-11	175	Fr.	Lake Mary, Fla. (Seminole)
95	Ronnie Tate*	DL	6-3	260	Sr.	Glendale, Ariz. (Glendale CC)
28	James Temple***	DB	6-0	210	Sr.	Savannah, Ga. (Savannah)
94	Jarek Thomas**	DL	6-3	275	Jr.	Orlando, Fla. (Edgewater)
43	Jake Weber***	LS	6-2	235	Sr.	Peoria, Ill. (Dunlap)
41	Dan Weiner	WR	6-1	190	Jr.	Chicago, Ill. (Palomar College)
88	Bert Whigham	TE	6-4	230	RFr.	Lake Mary, Fla. (Seminole)
58	Mark Whitaker*	LB	6-1	210	Jr.	Moline, Ill. (Drake)
66	Isaiah Wiggins**	OL	6-3	290	Jr.	Chicago, Ill. (Prosser)
57	Brandon Wilson	DL	6-2	210	Fr.	San Antonio, Texas (John Jay)

## NUMERICAL ROSTER

No.	Name	Pos.	No.	Name	Pos.
1	Jesse Caesar	DB	45	Kyle Siskowic	LB
2	Rafael Rice	RB	47	Kedric Meredith	FB
3	Alex Filiin	DL	48	Pat Cucci	LB
4	Pierre Jackson	WR	51	Brennan Carroll	LB
5	Pierre Rembert	RB	54	Brent Gritton	LB
6	Kye Stewart	LB	57	Brandon Wilson	DL
7	Luke Drone	QB	58	Mark Whitaker	LB
9	Tom Nelson	DB	59	Bill Hronec	LB
10	Jake Rourke	WR	60	Tom Speer	DL
11	Kelvyn Hemphill	DB	61	Jonathan St-Pierre	OL
12	Kevin Brockway	QB	62	Mike Piton	DL
13	Kurt James	DB	65	Billy Speiser	OL
13	Andrew Paschal	WR	66	Isaiah Wiggins	OL
14	Tyler Funk	K/P	67	Landon Humbles	OL
16	Preston Earl	QB	68	Erik Madsen	OL
17	Jared Dall	WR	69	Joe Niklasch	OL
18	Drew Kempe	WR	71	Jeff Huntzinger	OL
19	Bobby Kelsey	K/P	73	Justin Martindale	OL
21	Nick Passarelli	DB	75	Janiah Downing	DL
22	Geno Blow	RB	77	Muhammad Kahlun	OL
23	Lamont Lagrone	DB	78	Brandon Joyce	OL
25	Leon Kittrell	DB	80	Dan Passarelli	WR
26	Cortes Rice	RB	81	Laurént Robinson	WR
27	Alan Abrams	RB	83	Dave Mordis	TE
28	James Temple	DB	84	Clint Keller	TE
30	Garry Roberts	DB	85	Warren McCarty	WR
31	Jeremy Foster	DB	86	Jason Horton	WR
33	Ansu Kpandeyenge	RB	87	Jermaine Malcolm	WR
34	Marques Hawkins	LB	88	Bert Whigham	TE
35	Garin Harcar	FB	90	Dan Simnick	DL
36	Kevin Mazur	K/P	91	Dave Rivas	DL
37	Jason Tate	DB	93	Adam Blankenship	DL
40	Cameron Siskowic	LB	94	Jarek Thomas	DL
41	Dan Weiner	WR	95	Ronnie Tate	DL
42	Jeremy Joynt	TE	96	Babatunde Soyebó	DL
43	Jake Weber	LS	97	Kaschiev Hunter	DL
44	Niall Campbell	LB	98	Mike Strutz	DL
			99	James Stevenson	DL

## PRONUNCIATIONS

Jesse Caesar	SEE-zahr
Niall Campbell	NILE
Pat Cucci	COO-chee
Luke Drone	rhymes with bone
Alex Filiin	FILL-in
Brent Gritton	GRIT-on
Garin Harcar	GARE-in HAR-car
Marques Hawkins	MAR-kuss
Bill Hronec	RON-ick
Kaschiev Hunter	ka-SHEEV
Muhammad Kahlun	ka-LOON
Greg Laffere	LA-fair
Lamont Lagrone	la-GROWN
Joe Niklasch	NICK-lash
Dan Passarelli	PASS-uh-rel-ee
Nick Passarelli	PASS-uh-rel-ee
Mike Piton	last name rhymes with "kitten"
Laurént Robinson	Loor-RAUNT
Cameron Siskowic	SIS-co-wick
Kyle Siskowic	SIS-co-wick

## ILLINOIS STATE'S SERIES HISTORY AGAINST INDIANA STATE

Indiana State leads 28-27-2

1936	26-Sep	0	0	A	T
1937	25-Sep	21	0	H	W
1940	12-Oct	0	6	A	L
1941	20-Sep	6	19	H	L
1942	26-Sep	0	14	A	L
1943	25-Sep	18	7	H	W
1944	30-Sep	13	33	A	L
1944	21-Oct	7	13	H	L
1945	6-Oct	13	6	A	W
1946	21-Sep	0	13	H	L
1947	27-Sep	20	7	H	W
1948	25-Sep	7	9	A	L
1949	24-Sep	28	0	H	W
1950	23-Sep	0	0	A	T
1951	22-Sep	27	7	H	W
1952	20-Sep	7	33	A	L
1963	28-Sep	7	20	H	L
1964	26-Sep	7	20	A	L
1965	2-Oct	21	42	H	L
1966	1-Oct	6	25	A	L
1969	1-Nov	25	42	A	L
1970	30-Oct	7	28	H	L
1971	16-Oct	23	19	A	W
1972	14-Oct	8	32	H	L
1973	10-Nov	21	17	A	W
1974	9-Nov	16	7	H	W
1975	25-Oct	13	42	A	L
1976	23-Oct	24	14	H	W
1977	22-Oct	10	20	A	L
1978	11-Nov	27	14	H	W
1979	27-Oct	21	23	A	L
1980	25-Oct	9	0	H	W
1981	24-Oct	14	34	A	L
1982	30-Oct	7	24	A	L
1983	1-Oct	37	20	H	W
1984	22-Sep	7	19	A	L
1985	16-Nov	24	21	H	W
1986	18-Oct	38	28	A	W
1987	24-Oct	3	10	H	L
1988	22-Oct	18	26	A	L
1989	21-Oct	15	13	H	W
1990	3-Nov	28	24	A	W
1991	5-Oct	6	3	H	W
1992	19-Sep	7	12	A	L
1993	16-Oct	27	3	H	W
1994	24-Sep	7	12	A	L
1995	11-Nov	25	0	H	W
1996	19-Oct	7	23	A	L
1997	25-Oct	13	16	H	L
1998	3-Oct	24	20	A	W
1999	9-Oct	20	17	H	W
2000	14-Oct	21	0	A	W
2001	10-Nov	31	17	H	W
2002	16-Nov	20	12	A	W
2003	15-Nov	38	3	H	W
2004	2-Oct	38	41	A	L
2005	12-Nov	70	28	H	W

## Illinois State 70, Indiana St. 28

November 12, 2005 • Normal, Ill. • Hancock Stadium  
Attendance: 7,034

## ► GAME SUMMARY

## Redbirds Roll Over Indiana State, 70-28

NORMAL, Ill. – Sophomore quarterback Luke Drone passed for five touchdowns, including three to junior Laurent Robinson, and rushed for another to lead Illinois State to a 70-28 rout of Indiana State in a Gateway Football Conference game Saturday at Hancock Stadium.

Freshman running back Cortes Rice rushed for 121 yards and three touchdowns to help balance a Redbird attack which featured 440 yards passing by Drone and a Gateway Football Conference record 292 yards receiving by Robinson, who caught 14 passes to tie the Redbird single-game record.

The Redbirds, who piled-up 406 of their 708 yards of total offense while compiling a 42-14 halftime lead, finished the regular season 7-4, 4-3 in the Gateway Football Conference. With several games impacting other NCAA Division I-AA playoff hopefuls in the next two weeks, Illinois State is looking for its first playoff appearance since 1999. The teams combined for 1,023 total yards.



LAST YEAR

## ► SCORING SUMMARY

SCOREBOARD	1	2	3	4	FINAL
Indiana State (0-11)	7	7	0	14	28
ILLINOIS STATE (7-4)	21	21	14	14	70

## FIRST QUARTER

INS – Forte 9-yard run (Hooper kick), 12:40  
 ILS – Robinson 48-yard pass from Drone (Mazur kick), 10:16  
 ILS – Jackson 51-yard pass from Drone (Mazur kick), 5:31  
 ILS – Robinson 18-yard pass from Drone (Mazur kick), 2:36

## SECOND QUARTER

ILS – Drone 9-yard run (Mazur kick), 13:51  
 ILS – Rembert 11-yard run (Mazur kick), 6:19  
 INS – Forte 17-yard run (Hooper kick), 4:07  
 ILS – Horton 14-yard pass from Drone (Mazur kick), 1:33

## THIRD QUARTER

ILS – C. Rice 1-yard run (Mazur kick), 7:09  
 ILS – C. Rice 1-yard run (Mazur kick), :32

## FOURTH QUARTER

ILS – C. Rice 4-yard run (Mazur kick), 11:52  
 ILS – Robinson 49-yard pass from Drone (Mazur kick), 10:00  
 INS – Logan 4-yard pass from Baggett (Hooper kick), 6:01  
 INS – Forte 6-yard run (Hooper kick), :28

## ► TEAM STATISTICS

	INS	ILS
First Downs	21	35
Rushing Attempts-Yards	42-216	46-268
Passing	18-37-0	24-33-1
Passing Yards	99	440
Total Offense	315	708
Fumbles-Lost	3-1	1-1
Penalties-Yards	4-21	10-80
Time of Possession	32:07	27:53

## ► INDIVIDUAL STATISTICS

RUSHING: (INS) – Forte 26-142, Baggett 10-64, Johnson 4-6, Berman 2-4.  
 (ILS) – C. Rice 18-121, Rembert 21-85, Drone 6-35, Jackson 1-27.

PASSING: (INS) – Baggett 15-33-0-85, Johnson 3-4-0-14. (ILS) – Drone 24-33-1-440.

RECEIVING: (INS) – Berman 5-57, Petrowski 5-4, Logan 4-(-1), Forte 2-28, Schmidt 1-11, Hutcherson 1-0. (ILS) – Robinson 14-292, Jackson 4-84, Hayden 2-21, Horton 1-14, Rembert 1-13, Mordis 1-9, C. Rice 1-7.

TACKLE LEADERS: (INS) – Jordan 8-2-10, Jackson 8-1-9, Monroe 6-1-7, Archie 4-1-5. (ILS) – Siskowic 10-7-17, Passarelli 8-4-12, Hawkins 6-0-6, Temple 4-0-4.

## 2006 GATEWAY STANDINGS

	GATEWAY			OVERALL		
	W	L	PCT	W	L	PCT
Youngstown State	5	1	.833	8	2	.800
<b>Illinois State</b>	<b>4</b>	<b>1</b>	<b>.800</b>	<b>7</b>	<b>2</b>	<b>.778</b>
Northern Iowa	4	1	.800	6	3	.667
Western Kentucky	4	2	.667	5	4	.556
Southern Illinois	3	3	.500	6	3	.667
Western Illinois	2	4	.333	5	5	.500
Indiana State	1	5	.167	1	9	.100
Missouri State	0	6	.000	1	9	.100

## 2006 PRESEASON POLL

1. Northern Iowa (22)	239
2. Youngstown State (7)	208
3. Illinois State (2)	190
4. Southern Illinois	160
5. Western Kentucky (1)	141
6. Western Illinois	103
7. Missouri State	79
8. Indiana State	32

## SCHOLAR-BALLER™

During the 2006 season, the players listed on the left will wear the patch (shown below) on their uniform to signify their scholar baller™ status.

## ISU's 2005-06 Scholar Ballers™ (2.75 GPA or higher)

Chance Allard #	Brian Arndt \$
Tristian Borzick \$	Mike Brewer
Kevin Brockway	Mike Calegari #
Niall Campbell	Brennan Carroll
Stephen Carroll #	Wally Cirafesi
Montel Conner \$	Graham Corcoran #
Pat Cucci	Stafford Davis \$
Jonathan Denley	Janiah Downing
Luke Drone \$	Greg Faulkner #
Alex Filin	Eric Follmer
Barry Hartman	Marcus Hayden
Osric Hayes #	Bill Hronec \$
Pierre Jackson \$	Kurt James
Muhammad Kahlun \$	Kyle Korth \$
Ansu Kpandeyenge #	Kevin Kreger
Anthony Kummer	Keith Lesniak #
Jonathan Lyon	Justin Martindale
Warren McCarty	Kedric Meredith
Matt Miglin	Tom Nelson#
Joe Niklasch	Nick Passarelli #
Jeremy Redic #	Rafael Rice
Laurént Robinson	William Rolle
Eyad Salem #	Dan Simnick
Cameron Siskowic \$	Kyle Siskowic \$
Babatunde Soyebó #	Mike Stegeman
Kye Stewart #	James Temple #
Jarek Thomas	Ryan Thorne #
Robert Tomei #	Tom Walters #
Jake Weber #	Dan Weiner #
Bert Whigham #	Mark Whitaker
Isaiah Wiggins	Sam Yeargin \$

# indicates Spring 2006 only member; \$ indicates Fall 2005 only member



## 2006 ILLINOIS STATE TEAM STATISTICS

TEAM STATISTICS	ISU	OPP			
SCORING	263	163			
Points Per Game	29.2	18.1			
FIRST DOWNS	186	158			
Rushing	90	75			
Passing	84	77			
Penalty	12	6			
RUSHING YARDAGE	1460	1243			
Yards gained rushing	1682	1383			
Yards lost rushing	222	140			
Rushing Attempts	368	309			
Average Per Rush	4.0	4.0			
Average Per Game	162.2	138.1			
TDs Rushing	19	9			
PASSING YARDAGE	2039	1784			
Att-Comp-Int	234-136-3	253-146-14			
Average Per Pass	8.7	7.1			
Average Per Catch	15.0	12.2			
Average Per Game	226.6	198.2			
TDs Passing	14	9			
TOTAL OFFENSE	3499	3027			
Total Plays	602	562			
Average Per Play	5.8	5.4			
Average Per Game	388.8	336.3			
KICK RETURNS: #-YARDS	27-532	39-794			
PUNT RETURNS: #-YARDS	11-91	9-122			
INT RETURNS: #-YARDS	14-188	3-12			
KICK RETURN AVERAGE	19.7	20.4			
PUNT RETURN AVERAGE	8.3	13.6			
INT RETURN AVERAGE	13.4	4.0			
FUMBLES-LOST	6-3	11-4			
PENALTIES-YARDS	44-389	48-426			
Average Per Game	43.2	47.3			
PUNTS-YARDS	32-1259	34-1205			
Average Per Punt	39.3	35.4			
Net punt average	32.4	32.2			
TIME OF POSSESSION/GAME	30:29	29:27			
3RD-DOWN CONVERSIONS	60/122	49/116			
3rd-Down Pct	49%	42%			
4TH-DOWN CONVERSIONS	5/11	8/18			
4th-Down Pct	45%	44%			
SACKS BY-YARDS	14-77	11-62			
MISC YARDS	0	0			
TOUCHDOWNS SCORED	34	20			
FIELD GOALS-ATTEMPTS	10-16	8-12			
ON-SIDE KICKS	0-1	0-1			
RED-ZONE SCORES	31-37 84%	17-26 65%			
RED-ZONE TOUCHDOWNS	22-37 59%	11-26 42%			
PAT-ATTEMPTS	29-31 94%	15-18 83%			
ATTENDANCE	64021	68206			
Games/Avg Per Game	5/12804	4/17052			
Neutral Site Games		0/0			
SCORE BY QUARTERS	1st	2nd	3rd	4th	Total
Illinois State	34	88	78	63	263
Opponents	29	60	35	39	163



## 2006 ILLINOIS STATE INDIVIDUAL STATISTICS

<i>RUSHING</i>	<i>G</i>	<i>Att</i>	<i>Gain</i>	<i>Loss</i>	<i>Net</i>	<i>Avg</i>	<i>TD</i>	<i>Long</i>	<i>Avg/G</i>
Rembert,Pierre	9	239	1216	51	1165	4.9	13	56	129.4
Rice,Rafael	9	54	265	11	254	4.7	4	24	28.2
Blow,Geno	5	19	97	3	94	4.9	0	39	18.8
Abrams,Alan	6	3	17	0	17	5.7	0	11	2.8
Robinson,Laurent	5	1	5	0	5	5.0	0	5	1.0
Drone,Luke	9	38	82	86	-4	-0.1	2	11	-0.4
Horton,Jason	9	1	0	5	-5	-5.0	0	0	-0.6
TEAM	7	13	0	66	-66	-5.1	0	0	-9.4
<i>Total.....</i>	<i>9</i>	<i>368</i>	<i>1682</i>	<i>222</i>	<i>1460</i>	<i>4.0</i>	<i>19</i>	<i>56</i>	<i>162.2</i>
<i>Opponents.....</i>	<i>9</i>	<i>309</i>	<i>1383</i>	<i>140</i>	<i>1243</i>	<i>4.0</i>	<i>9</i>	<i>37</i>	<i>138.1</i>

<i>PASSING</i>	<i>G</i>	<i>Effic</i>	<i>Att-Cmp-Int</i>	<i>Pct</i>	<i>Yds</i>	<i>TD</i>	<i>Lng</i>	<i>Avg/G</i>
Drone,Luke	9	148.49	136-234-3	58.1	2039	14	70	226.6
<i>Total.....</i>	<i>9</i>	<i>148.49</i>	<i>136-234-3</i>	<i>58.1</i>	<i>2039</i>	<i>14</i>	<i>70</i>	<i>226.6</i>
<i>Opponents.....</i>	<i>9</i>	<i>117.61</i>	<i>146-253-14</i>	<i>57.7</i>	<i>1784</i>	<i>9</i>	<i>75</i>	<i>198.2</i>

<i>RECEIVING</i>	<i>G</i>	<i>No.</i>	<i>Yds</i>	<i>Avg</i>	<i>TD</i>	<i>Long</i>	<i>Avg/G</i>
Jackson,Pierre	9	36	650	18.1	4	70	72.2
Horton,Jason	9	23	360	15.7	2	68	40.0
Robinson,Laurent	5	20	315	15.8	4	47	63.0
Passarelli,Dan	9	13	165	12.7	1	36	18.3
Rourke,Jake	9	12	313	26.1	1	61	34.8
Mordis,Dave	9	12	112	9.3	1	22	12.4
Rembert,Pierre	9	10	47	4.7	0	16	5.2
Meredith,Kedric	9	4	42	10.5	0	19	4.7
Rice,Rafael	9	3	21	7.0	0	14	2.3
Harcar,Garin	7	2	5	2.5	1	4	0.7
Kempe,Drew	1	1	9	9.0	0	9	9.0
<i>Total.....</i>	<i>9</i>	<i>136</i>	<i>2039</i>	<i>15.0</i>	<i>14</i>	<i>70</i>	<i>226.6</i>
<i>Opponents.....</i>	<i>9</i>	<i>146</i>	<i>1784</i>	<i>12.2</i>	<i>9</i>	<i>75</i>	<i>198.2</i>

<i>PUNT RETURNS</i>	<i>No.</i>	<i>Yds</i>	<i>Avg</i>	<i>TD</i>	<i>Long</i>
Horton,Jason	10	81	8.1	0	32
Passarelli,Dan	1	10	10.0	0	10
<i>Total.....</i>	<i>11</i>	<i>91</i>	<i>8.3</i>	<i>0</i>	<i>32</i>
<i>Opponents.....</i>	<i>9</i>	<i>122</i>	<i>13.6</i>	<i>1</i>	<i>81</i>

<i>INTERCEPTIONS</i>	<i>No.</i>	<i>Yds</i>	<i>Avg</i>	<i>TD</i>	<i>Long</i>
Nelson,Tom	4	63	15.8	0	34
Siskowic,Cameron	2	2	1.0	0	1
Thomas,Jarek	2	29	14.5	1	28
Temple,James	2	32	16.0	0	32
Tate,Jason	1	12	12.0	0	7
Kittrell,Leon	1	26	26.0	0	26
Caesar,Jesse	1	0	0.0	0	0
Campbell,Niall	1	24	24.0	0	24
<i>Total.....</i>	<i>14</i>	<i>188</i>	<i>13.4</i>	<i>1</i>	<i>34</i>
<i>Opponents.....</i>	<i>3</i>	<i>12</i>	<i>4.0</i>	<i>0</i>	<i>12</i>

<i>KICK RETURNS</i>	<i>No.</i>	<i>Yds</i>	<i>Avg</i>	<i>TD</i>	<i>Long</i>
Nelson,Tom	15	315	21.0	0	39
Horton,Jason	8	141	17.6	0	29
Rembert,Pierre	4	76	19.0	0	32
<i>Total.....</i>	<i>27</i>	<i>532</i>	<i>19.7</i>	<i>0</i>	<i>39</i>
<i>Opponents.....</i>	<i>39</i>	<i>794</i>	<i>20.4</i>	<i>0</i>	<i>49</i>

<i>FUMBLE RETURNS</i>	<i>No.</i>	<i>Yds</i>	<i>Avg</i>	<i>TD</i>	<i>Long</i>
Caesar,Jesse	1	33	33.0	0	33
<i>Total.....</i>	<i>1</i>	<i>33</i>	<i>33.0</i>	<i>0</i>	<i>33</i>
<i>Opponents.....</i>	<i>1</i>	<i>9</i>	<i>9.0</i>	<i>1</i>	<i>9</i>

<i>SCORING</i>	<i>TD</i>	<i>FGs</i>	/----- PATS -----/					<i>Saf</i>	<i>Points</i>
			<i>Kick</i>	<i>Rush</i>	<i>Rcv</i>	<i>Pass</i>	<i>DXP</i>		
Rembert,Pierre	13	0-0	0-0	0-1	0	0-0	0	0	78
Mazur,Kevin	0	10-15	29-31	0-0	0	0-0	0	0	59
Jackson,Pierre	4	0-0	0-0	0-0	0	0-0	0	0	24
Rice,Rafael	4	0-0	0-0	0-0	0	0-0	0	0	24
Robinson,Laurent	4	0-0	0-0	0-0	0	0-0	0	0	24
Drone,Luke	2	0-0	0-0	0-1	0	0-1	0	0	12
Horton,Jason	2	0-0	0-0	0-0	0	0-0	0	0	12
Thomas,Jarek	1	0-0	0-0	0-0	0	0-0	0	0	6
Harcar,Garin	1	0-0	0-0	0-0	0	0-0	0	0	6
Mordis,Dave	1	0-0	0-0	0-0	0	0-0	0	0	6
Rourke,Jake	1	0-0	0-0	0-0	0	0-0	0	0	6
Passarelli,Dan	1	0-0	0-0	0-0	0	0-0	0	0	6
Kelsey,Bobby	0	0-1	0-0	0-0	0	0-0	0	0	0
<i>Total.....</i>	<i>34</i>	<i>10-16</i>	<i>29-31</i>	<i>0-2</i>	<i>0</i>	<i>0-1</i>	<i>0</i>	<i>0</i>	<i>263</i>
<i>Opponents.....</i>	<i>20</i>	<i>8-12</i>	<i>15-18</i>	<i>0-0</i>	<i>2</i>	<i>2-2</i>	<i>0</i>	<i>0</i>	<i>163</i>

<i>TOTAL OFFENSE</i>	<i>G</i>	<i>Plays</i>	<i>Rush</i>	<i>Pass</i>	<i>Total</i>	<i>Avg/G</i>
Drone,Luke	9	272	-4	2039	2035	226.1
Rice,Rafael	9	239	1165	0	1165	129.4
Blow,Geno	5	19	94	0	94	18.8
Abrams,Alan	6	3	17	0	17	2.8
Robinson,Laurent	5	1	5	0	5	1.0
Horton,Jason	9	1	-5	0	-5	-0.6
TEAM	7	13	-66	0	-66	-9.4
<i>Total.....</i>	<i>9</i>	<i>602</i>	<i>1460</i>	<i>2039</i>	<i>3499</i>	<i>388.8</i>
<i>Opponents.....</i>	<i>9</i>	<i>562</i>	<i>1243</i>	<i>1784</i>	<i>3027</i>	<i>336.3</i>

<i>FIELD GOALS</i>	<i>FGM-FGA</i>	<i>Pct</i>	<i>01-19</i>	<i>20-29</i>	<i>30-39</i>	<i>40-49</i>	<i>50-99</i>	<i>Lg</i>	<i>Blk</i>
Mazur,Kevin	10-15	66.7	1-1	6-8	3-5	0-0	0-1	37	1
Kelsey,Bobby	0-1	0.0	0-0	0-0	0-0	0-1	0-0	0	0

<i>FG SEQUENCE</i>	<i>Illinois State</i>	<i>OPPONENTS</i>
<i>Kansas State</i>	(35)	38,(52),(41),(30)
<i>Central Arkansas</i>	49,(23),(25),37,(20),(35)	(31)
<i>Eastern Illinois</i>	(24)	(33)
<i>Murray State</i>	50	-
<i>Western Kentucky</i>	-	(37),(29),19
<i>Southern Illinois</i>	(19),29	(38)
<i>Western Illinois</i>	(37),(20),29	52,51
<i>Youngstown State</i>	-	-
<i>Missouri State</i>	36,(24)	-

Numbers in parentheses indicate field goal was made.

<i>PUNTING</i>	<i>No.</i>	<i>Yds</i>	<i>Avg</i>	<i>Long</i>	<i>TB</i>	<i>FC</i>	<i>I20</i>	<i>Blkd</i>
Kelsey,Bobby	32	1259	39.3	60	5	7	12	0
<i>Total.....</i>	<i>32</i>	<i>1259</i>	<i>39.3</i>	<i>60</i>	<i>5</i>	<i>7</i>	<i>12</i>	<i>0</i>
<i>Opponents.....</i>	<i>34</i>	<i>1205</i>	<i>35.4</i>	<i>50</i>	<i>1</i>	<i>6</i>	<i>10</i>	<i>0</i>

<i>KICKOFFS</i>	<i>No.</i>	<i>Yds</i>	<i>Avg</i>	<i>TB</i>	<i>OB</i>	<i>Retn</i>	<i>Net</i>	<i>YdLn</i>
Kelsey,Bobby	52	3066	59.0	11	1			
<i>Total.....</i>	<i>52</i>	<i>3066</i>	<i>59.0</i>	<i>11</i>	<i>1</i>	<i>794</i>	<i>39.5</i>	<i>25</i>
<i>Opponents.....</i>	<i>36</i>	<i>2140</i>	<i>59.4</i>	<i>7</i>	<i>1</i>	<i>532</i>	<i>40.8</i>	<i>24</i>

<i>ALL PURPOSE</i>	<i>G</i>	<i>Rush</i>	<i>Rec</i>	<i>PR</i>	<i>KOR</i>	<i>IR</i>	<i>Tot</i>	<i>Avg/G</i>
Rembert,Pierre	9	1165	47	0	76	0	1288	143.1
Jackson,Pierre	9	0	650	0	0	0	650	72.2
Horton,Jason	9	-5	360	81	141	0	577	64.1
Nelson,Tom	9	0	0	0	315	63	378	42.0
Robinson,Laurent	5	5	315	0	0	0	320	64.0
Rourke,Jake	9	0	313	0	0	0	313	34.8
Rice,Rafael	9	254	21	0	0	0	275	30.6
Passarelli,Dan	9	0	165	10	0	0	175	19.4
Mordis,Dave	9	0	112	0	0	0	112	12.4
Blow,Geno	5	94	0	0	0	0	94	18.8
Meredith,Kedric	9	0	42	0	0	0	42	4.7
Temple,James	9	0	0	0	0	32	32	3.6
Thomas,Jarek	9	0	0	0	0	29	29	3.2
Kittrell,Leon	9	0	0	0	0	26	26	2.9
Campbell,Niall	9	0	0	0	0	24	24	2.7
Abrams,Alan	6	17	0	0	0	0	17	2.8
Tate,Jason	9	0	0	0	0	12	12	1.3
Kempe,Drew	1	0	9	0	0	0	9	9.0
Harcar,Garin	7	0	5	0	0	0	5	0.7
Siskowic,Cameron	9	0	0	0	0	2	2	0.2
Drone,Luke	9	-4	0	0	0	0	-4	-0.4
TEAM	7	-66	0	0	0	0	-66	-9.4
<i>Total.....</i>	<i>9</i>	<i>1460</i>	<i>2039</i>	<i>91</i>	<i>532</i>	<i>188</i>	<i>4310</i>	<i>478.9</i>
<i>Opponents.....</i>	<i>9</i>	<i>1243</i>	<i>1784</i>	<i>122</i>	<i>794</i>	<i>12</i>	<i>3955</i>	<i>439.4</i>

**2006 ILLINOIS STATE DEFENSIVE STATISTICS**

DEFENSIVE LEADERS	GP	TACKLES				SACKS		PASS DEF			FUMBLES		BLKD	
		SOLO	AST	TOTAL	TFL/YDS	NO-YARDS	INT-YDS	BRUP	QBH	RCV-YDS	FF	KICK	SAF	
40 Siskowic,Cameron	9	52	62	114	5.0-9	2.0-2	2-2	.	2	.	2	.	.	
6 Stewart,Kye	8	44	57	101	9.5-30	2.0-16	.	1	1	.	.	.	.	
44 Campbell,Niall	9	29	40	69	3.5-4	.	1-24	4	1	.	2	.	.	
28 Temple,James	9	25	19	44	.	.	2-32	5	.	.	1	.	.	
1 Caesar,Jesse	9	31	13	44	1.0-2	.	1-0	3	2	2-33	.	.	.	
25 Kittrell,Leon	9	17	17	34	.	.	1-26	5	.	.	.	.	.	
9 Nelson,Tom	9	9	20	29	1.0-1	.	4-63	8	.	.	.	.	.	
94 Thomas,Jarek	9	13	14	27	5.0-10	1.0-1	2-29	.	4	.	.	.	.	
73 Martindale,Justin	9	10	17	27	3.5-17	1.0-6	.	.	3	.	1	.	.	
3 Filin,Alex	9	14	9	23	6.0-16	4.0-13	.	.	1	.	1	.	.	
95 Tate,Ronnie	9	12	6	18	4.5-29	3.0-26	.	4	7	1-0	1	.	.	
34 Hawkins,Marques	7	5	9	14	.	.	.	.	.	.	.	.	.	
37 Tate,Jason	9	9	4	13	1.0-3	.	1-12	.	.	.	.	.	.	
99 Stevenson,James	9	3	9	12	.	.	.	.	2	.	.	.	.	
97 Hunter,Kaschiev	7	2	8	10	.	.	.	.	.	.	.	.	.	
30 Roberts,Garry	9	5	4	9	.	.	.	.	.	.	.	.	.	
59 Hronec,Bill	8	4	3	7	1.0-2	.	.	.	.	.	.	.	.	
90 Simnick,Dan	9	2	5	7	1.0-1	.	.	.	.	1-0	.	1	.	
93 Blankenship,Adam	9	4	2	6	2.0-15	1.0-13	.	.	1	.	.	.	.	
58 Whitaker,Mark	8	2	4	6	.	.	.	.	.	.	.	.	.	
19 Kelsey,Bobby	9	4	1	5	.	.	.	.	.	.	.	.	.	
57 Wilson,Brandon	7	1	3	4	.	.	.	.	.	.	.	.	.	
48 Cucci,Pat	8	2	1	3	.	.	.	.	.	.	.	.	.	
51 Carroll,Brennan	3	1	1	2	.	.	.	.	.	.	.	.	.	
31 Foster, Jeremy	3	1	1	2	.	.	.	.	.	.	.	.	.	
83 Mordis,Dave	9	2	.	2	.	.	.	.	.	.	.	.	.	
43 Weber,Jake	8	.	1	1	.	.	.	.	.	.	.	.	.	
4 Jackson,Pierre	9	.	1	1	.	.	.	.	.	.	.	.	.	
23 Lagrone,Lamont	4	1	.	1	.	.	.	.	.	.	.	.	.	
<b>Total.....</b>	<b>9</b>	<b>304</b>	<b>331</b>	<b>635</b>	<b>44-139</b>	<b>14-77</b>	<b>14-188</b>	<b>30</b>	<b>24</b>	<b>4-33</b>	<b>8</b>	<b>1</b>	<b>.</b>	
<b>Opponents.....</b>	<b>9</b>	<b>354</b>	<b>278</b>	<b>632</b>	<b>52.0-188</b>	<b>11-62</b>	<b>3-12</b>	<b>39</b>	<b>15</b>	<b>3-9</b>	<b>5</b>	<b>1</b>	<b>.</b>	



## 2006 GAME-BY-GAME INDIVIDUAL STATISTICS

### Rushing (Att.-Yds.-TD)

Opp.	Abrams	Blow	C. Rice	R. Rice	Drone	Rembert
at Kansas St.	dnp	dnp	dnp	0-0-0	4-(-17)-0	29-105-0
C. Arkansas	0-0-0	0-0-0	dnp	7-30-0	2-1-0	27-139-0
E. Illinois	dnp	3-3-0	dnp	5-45-1	4-20-0	24-105-2
at Murray St.	0-0-0	1-0-0	dnp	8-15-0	6-(-11)-0	39-184-2
at Western Ky.	0-0-0	dnp	dnp	7-26-1	6-2-0	26-142-2
S. Illinois	3-17-0	5-22-0	dnp	12-53-2	2-(-2)-0	19-137-1
at W. Illinois	0-0-0	dnp	dnp	6-29-0	6-7-0	39-230-2
Y'stown St.	0-0-0	dnp	dnp	3-17-0	6-(-10)-0	14-11-1
Missouri St.	0-0-0	10-69-0	dnp	6-39-0	2-6-1	22-112-3
at Indiana St.						
at N. Iowa						

### Passing (Comp.-Att.-Int.-Yds.-TD)

Opp.	Brockway	Drone	Earl
at Kansas St.	dnp	24-38-1-253-3	dnp
C. Arkansas	dnp	16-38-0-228-1	dnp
E. Illinois	dnp	17-26-0-288-3	dnp
at Murray St.	dnp	10-20-2-159-2	dnp
at Western Ky.	dnp	12-17-0-204-1	dnp
S. Illinois	dnp	14-18-0-280-2	dnp
at W. Illinois	dnp	14-20-0-179-1	dnp
Y'stown St.	dnp	10-31-0-143-0	dnp
Missouri St.	0-0-0-0-0	19-26-0-305-1	dnp
at Indiana St.			
at N. Iowa			

### Kicking Stats

Opp.	Kelsey			Mazur		
	FG	FG Seq.	PAT	FG	FG Seq.	PAT
at Kansas St.	0-0		0-0	1-1	(35)	2-2
C. Arkansas	0-1	49	0-0	4-5	(23), (25), 37, (20), (35)	0-0
E. Illinois	0-0		0-0	1-1	(24)	5-5
at Murray St.	0-0		0-0	0-1	50	5-5
at Western Ky.	0-0		0-0	0-0		4-4
S. Illinois	0-0		0-0	1-2	(19), 29	4-5
at W. Illinois	0-0		0-0	2-3	(37), (20), 29	3-3
Y'stown St.	0-0		0-0	0-0		1-2
Missouri St.	0-0		0-0	1-2	36, (24)	5-5
at Indiana St.						
at N. Iowa						

### Punting


Opp.	Kelsey	(No.-Avg.-Long)	50+			
			I-20	I-10	I-5	
at Kansas St.		4-36.0-39	0	1	1	0
C. Arkansas		6-37.5-46	0	2	2	1
E. Illinois		3-37.0-39	0	1	0	0
at Murray St.		3-34.7-43	0	2	0	0
at Western Ky.		3-45.3-48	0	1	1	1
S. Illinois		2-48.0-60	1	0	0	0
at W. Illinois		3-37.7-42	0	2	0	0
Y'stown St.		7-43.6-59	1	3	2	0
Missouri St.		1-25-25.0	0	0	0	0
at Indiana St.						
at N. Iowa						

### Receivers (Rec.-Yards.-TD)

	KSU	UCA	EIU	Murray	WKU	SIU	WIU	YSU	MSU	INS	UNI
Horton	3-21-0	4-31-0	3-77-1	0-0-0	1-5-0	4-120-1	3-34-0	0-0-0	5-72-0		
Jackson	3-88-1	9-113-0	6-132-2	3-31-0	2-47-0	5-113-1	3-44-0	2-34-0	3-48-0		
Mordis	4-31-0	1-18-0	0-0-0	0-0-0	2-14-0	1-0-0	1-15-1	1-22-0	2-12-0		
Passarelli, D.	0-0-0	0-0-0	4-23-0	0-0-0	2-41-0	0-0-0	1-12-0	3-49-0	3-40-1		
Robinson	9-77-2	inj	inj	6-121-2	2-48-0	1-23-0	inj	inj	2-46-0		
Rourke	1-24-0	2-66-1	2-53-0	1-7-0	1-36-0	1-16-0	1-34-0	1-23-0	2-54-0		

### Defense (UT-AT-TT-TFL-FR-I-PBU-S)

	KSU	UCA	EIU	Murray	WKU	SIU	WIU	YSU	MSU	INS	UNI
Blankenship	0-1-1-0-0-0-0	0-0-0-0-0-0-0	0-0-0-0-0-0-0	1-0-1-1-0-0-1	0-0-0-0-0-0-0	0-0-0-0-0-0-0	0-1-0-0-0-0-0	2-0-2-0-0-0-0	1-0-1-1-0-0-0		
Caesar	1-0-1-0-0-0-0	3-1-4-0-0-0-0	6-5-11-0-0-1-0-0	6-0-6-0-0-0-1-0	2-0-2-0-0-0-1-0	0-2-2-0-1-0-0-0	5-1-6-0-0-0-0-0	4-2-6-1-0-0-0-0	4-2-6-0-1-0-1-0		
Campbell	3-3-6-1-5-0-0-0-0	4-5-9-1-0-0-2-0	5-6-11-0-0-0-0-0	3-0-3-0-0-0-0-0	5-7-12-1-0-0-0-0	2-4-6-0-0-0-1-0	1-5-6-0-0-1-1-0	2-9-11-0-0-0-0-0	4-1-5-0-0-0-0-0		
Filin	0-0-0-0-0-0-0-0	3-0-3-2-0-0-0-1	3-3-6-2-0-0-0-1	2-0-2-2-0-0-0-1	2-1-2-1-0-0-0-1	2-1-3-0-0-0-0-0	0-1-0-0-0-0-0-0	2-2-4-0-0-0-0-0	1-1-2-0-0-0-0-0		
Hawkins	1-0-1-0-0-0-0-0	dnp	1-7-8-0-0-0-0-0	0-0-0-0-0-0-0-0	1-0-1-0-0-0-0-0	1-2-3-0-0-0-0-0	0-0-0-0-0-0-0-0	1-0-1-0-0-0-0-0	0-0-0-0-0-0-0-0		
Hronec	3-0-3-1-0-0-0-0	0-1-1-0-0-0-0-0	1-0-1-0-0-0-0-0	0-0-0-0-0-0-0-0	0-0-0-0-0-0-0-0	0-0-0-0-0-0-0-0	0-0-0-0-0-0-0-0	0-1-1-0-0-0-0-0	0-1-1-0-0-0-0-0		
Kittrell	2-3-5-0-0-0-1-0	4-1-5-0-0-0-0-0	1-2-3-0-0-0-0-0	3-0-3-0-0-1-1-0	2-3-5-0-0-0-2-0	2-2-4-0-0-0-0-0	0-3-3-0-0-0-0-0	0-0-0-0-0-0-0-0	3-3-6-0-0-0-1-0		
Martindale	1-1-2-0-0-0-0-0	2-2-4-2-5-0-0-0-1	1-2-3-0-0-0-0-0	0-0-0-0-0-0-0-0	2-2-4-0-0-0-0-0	4-2-6-1-0-0-0-0	0-1-1-0-0-0-0-0	0-4-4-0-0-0-0-0	0-3-3-0-0-0-0-0		
Nelson	0-0-0-0-0-2-1-0	1-1-2-0-0-1-1-0	1-1-2-0-0-0-1-0	0-0-0-0-0-0-0-0	2-7-9-0-0-0-0-0	2-5-7-1-0-0-0-0	0-3-3-0-0-1-3-0	2-2-4-0-0-0-0-0	2-0-2-0-0-0-2-0		
Simmick	0-1-1-0-0-0-0-0	0-0-0-0-0-0-0-0	1-0-1-1-0-0-0-0	0-0-0-0-0-0-0-0	0-0-0-0-0-0-0-0	1-2-3-0-0-0-0-0	0-1-1-0-0-0-0-0	0-1-1-0-1-0-0-0-0	0-0-0-0-0-0-0-0		
Siskowic, C.	8-7-15-1-0-0-0-1	2-6-8-2-5-0-0-0-0	7-15-22-0-0-0-0-0	5-0-5-0-0-1-0-0	5-5-10-0-0-0-0-0	6-6-12-0-0-1-0-0	2-9-11-1-0-0-0-1	7-8-15-0-0-0-0-0	10-6-16-0-5-0-0-0-0		
Stevenson	0-0-0-0-0-0-0-0	0-0-0-0-0-0-0-0	0-1-1-0-0-0-0-0	1-0-1-0-0-0-0-0	0-2-2-0-0-0-0-0	1-0-1-0-0-0-0-0	0-2-2-0-0-0-0-0	1-3-4-0-0-0-0-0	0-1-1-0-0-0-0-0		
Stewart	8-5-13-2-5-0-0-0-1	9-5-14-0-5-0-0-0-0	inj	7-2-9-0-5-0-0-0-0	2-10-12-1-0-0-0-0	7-10-17-1-0-0-0-1	4-8-12-2-0-0-1-0	4-9-13-1-0-0-0-0	3-8-11-1-5-0-0-0-0		
Tate, J.	0-0-0-0-0-0-0-0	3-0-3-0-0-0-0-0	1-2-3-0-0-1-0-0	2-0-2-1-0-0-0-0	0-0-0-0-0-0-0-0	0-0-0-0-0-0-0-0	1-0-1-0-0-0-0-0	2-1-3-0-0-0-0-0	0-1-1-0-0-0-0-0		
Tate, R.	2-0-2-0-0-0-2-0	2-2-4-1-5-0-0-1-0	0-1-1-0-0-0-0-0	4-0-4-1-1-0-0-1	2-0-2-1-0-0-0-1	0-0-0-0-0-0-0-0	2-1-3-1-0-0-0-1	0-1-1-0-0-0-0-0	0-1-1-0-0-0-0-0		
Temple	1-2-3-0-0-0-0-0	1-0-1-0-0-0-2-0	1-7-8-0-0-1-0-0	0-1-1-0-0-0-0-0	2-2-4-0-0-0-0-0	4-1-5-0-0-0-1-0	3-2-5-0-0-0-1-0	8-1-9-0-0-0-0-0	5-3-8-0-0-1-1-0		
Thomas	2-1-3-0-0-0-0-0	3-2-5-3-0-1-0-1	3-0-3-0-0-0-0-0	1-1-2-1-5-0-0-0-0	2-0-2-0-0-0-0-0	1-1-2-0-0-0-0-0	1-4-5-1-0-0-0-0	0-4-4-0-0-0-0-0	0-1-1-0-0-0-0-0		





**REDBIRD CAPTAINS**

Game	Redbird Captains
at Kansas St.	Campbell, Drone, Robinson, Temple
C. Arkansas	Kittrell, Martindale, R. Tate, Rembert
E. Illinois	Hawkins, Jackson, Martindale, Weber
at Murray St.	Campbell, Drone, Jackson, C. Siskowic
at Western Ky.	Campbell, Rembert, C. Siskowic, Temple
S. Illinois	Campbell, Drone, Jackson, Martindale
at W. Illinois	Campbell, Drone, Jackson, Temple
Y'stown St.	Downing, Drone, Kittrell, C. Siskowic
Missouri St.	Campbell, Robinson, C. Siskowic, Temple
at Indiana St.	
at N. Iowa	

**GFC PLAYERS OF THE WEEK**

**OFFENSE**

Sept. 4 - Laurént Robinson (WR - 9 rec., 77 yds., 2 TDs)  
 Sept. 24 - Pierre Rembert (RB - 184 yards, 2 TDs, 39 att.)

**DEFENSE**

Sept. 10 - Kye Stewart (LB - 14 tackles, 9 solo and .5 TFL)  
 Sept. 17 - Cameron Siskowic (LB - 22 tackles, 1 FF, 1 QBH)  
 Oct. 15 - Kye Stewart (LB - 17 tackles, 7 solo, 1 sack)  
 Nov. 5 - Cameron Siskowic (LB - 16 tackles, 10 UT, 1 FF)

**SPECIAL TEAMS**

Sept. 10 - Kevin Mazur (K - 4 FGs from 23, 25, 20, 35)

**OFFENSIVE LINE**

Sept. 26 - Isaiah Wiggins (LT - 12 KDs, 0 Sacks, 87%)

**NATIONAL PLAYERS OF THE WEEK**

**TSN DEFENSIVE PLAYER OF THE WEEK**

Sept. 18 - Cameron Siskowic (LB - 22 tackles, 1 FF, 1 QBH)

**I-AA.org ALL-STAR**


Sept. 18 - Cameron Siskowic (LB - 22 tackles, 1 FF, 1 QBH)  
 Oct. 16 - Kye Stewart (LB - 17 tackles, 7 solo, 1 sack)

**FOOTBALL GAZETTE PLAYER OF THE WEEK**

Sept. 18 - Cameron Siskowic (LB - 22 tackles, 1 FF, 1 QBH)  
 Oct. 19 - Kye Stewart (LB - 17 tackles, 7 solo, 1 sack)

**2006 PLAYER PARTICIPATION**

	KSU	UCA	EIU	Murray	WKU	SIU	WIU	YSU	MSU	INS	UNI
Abrams, Alan	dnp	x	dnp	x	x	x	x	x	x		
Blankenship, Adam	x	x	x	x	x	x	x	S-DE	S-DE		
Blow, Geno	dnp	x	x	x	dnp	x	dnp	dnp	x		
Bradbury, Brandon	dnp	x	inj	inj	inj	inj	inj	inj	inj		
Caesar, Jesse	S-CB	S-CB	S-CB	S-CB	S-CB	S-CB	S-CB	S-CB	S-CB		
Campbell, Niall	x	S-MLB	S-MLB	S-MLB	S-MLB	S-MLB	S-MLB	S-MLB	S-MLB		
Carroll, Brennan	dnp	x	x	x	dnp	dnp	dnp	dnp	dnp		
Cucci, Pat	S-SLB	x	x	x	x	x	x	x	x		
Downing, Janiah	S-RG	S-RG	S-RG	S-RG	S-RG	S-RG	S-RG	S-RG	S-RG		
Drone, Luke	S-QB	S-QB	S-QB	S-QB	S-QB	S-QB	S-QB	S-QB	S-QB		
Filin, Alex	x	x	x	x	x	S-DE	S-DE	x	x		
Harcar, Garin	x	x	x	x	x	x	x	dnp	x		
Hawkins, Marques	x	dnp	S-WLB	x	x	x	x	x	x		
Horton, Jason	x	S-WR	S-WR	x	x	x	x	S-WR	S-WR		
Hronec, Bill	S-MLB	x	x	x	x	x	x	x	x		
Hunter, Kaschiv	dnp	x	x	dnp	x	x	x	S-DT	S-DT		
Huntzinger, Jeff	dnp	dnp	x	dnp	dnp	dnp	dnp	dnp	dnp		
Jackson, Pierre	S-WR	S-WR	S-WR	S-WR	S-WR	S-WR	S-WR	S-WR	S-WR		
Joyce, Brandon	dnp	x	S-RT	S-RT	S-RT	S-RT	S-RT	S-RT	S-RT		
Joynt, Jeremy	x	x	S-TE	S-TE	x	x	x	x	x		
Keller, Clint	x	x	x	x	x	x	x	dnp	x		
Kelsey, Bobby	x	x	x	x	x	x	x	x	x		
Kittrell, Leon	S-CB	S-CB	S-CB	S-CB	S-CB	S-CB	S-CB	S-CB	S-CB		
Lagrone, Lamont	dnp	x	dnp	x	x	x	dnp	dnp	x		
Lyon, Jonathan	S-RT	S-RT	inj	inj	inj	inj	inj	inj	inj		
Madsen, Erik	S-C	S-C	S-C	S-C	dnp	dnp	dnp	dnp	x		
Martindale, Justin	S-DT	S-DT	S-DT	S-DT	S-DT	S-DE	S-DE	S-DE	S-DE		
Mazur, Kevin	x	x	x	x	x	x	x	x	x		
McCarty, Warren	dnp	x	dnp	x	x	x	dnp	dnp	x		
Meredith, Kedric	S-TE	S-TE	x	x	S-TE	S-TE	S-TE	S-TE	x		
Mordis, Dave	S-HB	S-HB	S-HB	S-HB	S-HB	S-HB	S-HB	S-HB	S-HB		
Nelson, Tom	S-FS	S-FS	S-FS	S-FS	S-FS	S-FS	S-FS	S-FS	S-FS		
Niklasch, Joe	S-LG	S-LG	S-LG	S-LG	S-LG	S-LG	S-LG	S-LG	S-LG		
Passarelli, Dan	x	x	x	x	x	x	S-WR	x	x		
Rembert, Pierre	S-TB	S-TB	S-TB	S-TB	S-TB	S-TB	S-TB	S-TB	S-TB		
Rice, Rafael	x	x	x	x	x	x	x	x	x		
Roberts, Garry	x	x	x	x	x	x	x	x	x		
Robinson, Laurént	S-WR	inj	inj	S-WR	S-WR	S-WR	inj	inj	S-WR		
Rourke, Jake	x	x	x	x	x	x	x	x	x		
Sheering, J.W.	dnp	x	dnp	dnp	dnp	dnp	dnp	dnp	dnp		
Simmick, Dan	x	x	x	x	x	S-DT	S-DT	S-DT	x		
Siskowic, Cameron	x	S-SLB	S-SLB	S-SLB	S-SLB	S-SLB	S-SLB	S-SLB	S-SLB		
Siskowic, Kyle	dnp	dnp	x	x	x	x	x	x	x		
Speer, Tom	x	x	x	x	x	dnp	x	x	x		
Speiser, Bill	x	x	x	x	dnp	x	dnp	dnp	x		
Stevenson, James	S-DE	S-DE	S-DE	S-DE	S-DE	x	x	x	x		
Stewart, Kye	S-WLB	S-WLB	inj	S-WLB	S-WLB	S-WLB	S-WLB	S-WLB	S-WLB		
St-Pierre, Jonathan	dnp	x	x	x	S-C	S-C	S-C	S-C	S-C		
Tate, Jason	x	x	x	x	x	x	x	x	x		
Tate, Ronnie	S-DE	S-DE	S-DE	S-DE	S-DE	x	x	x	x		
Temple, James	S-SS	S-SS	S-SS	S-SS	S-SS	S-SS	S-SS	S-SS	S-SS		
Thomas, Jarek	S-DT	S-DT	S-DT	S-DT	S-DT	S-DT	S-DT	x	S-DT		
Weber, Jake	x	x	x	x	x	x	x	x	x		
Whitaker, Mark	x	x	x	x	x	x	x	x	x		
Wiggins, Isaiah	S-LT	S-LT	S-LT	S-LT	S-LT	S-LT	S-LT	S-LT	S-LT		
Wilson, Brandon	dnp	x	x	x	x	x	x	x	x		



## THE SPORTS NETWORK POLL

Team (first place votes)	Pts.	Prv. Rank
1. Appalachian State (94)	2,585	1
2. Montana (2)	2,462	2
3. Massachusetts (4)	2,379	3
4. James Madison	2,264	4
5. North Dakota State (4)	2,203	5
6. Youngstown State*	2,064	7
7. Illinois State*	1,926	8
8. Tennessee-Martin	1,742	10
9. Cal Poly	1,708	6
10. Furman	1,519	11
11. Hampton	1,412	13
12. Northern Iowa*	1,373	14
13. New Hampshire	1,294	9
14. Southern Illinois*	993	12
15. San Diego	964	16
16. Coastal Carolina	952	17
17. Harvard	835	18
18. Montana State	834	19
19. Maine	658	22
20. Eastern Illinois	599	20
21. Princeton	550	23
22. South Dakota State	491	24
23. Portland State	419	25
24. Charleston Southern	322	NR
25. Richmond	214	15

\*Gateway Football Conference member  
Illinois State opponent

## THE CSN COACHES POLL

Team (first place votes)	Pts.	Prv. Rank
1. Appalachian State (24)	624	1
2. Montana (1)	596	2
3. Massachusetts	576	3
4. James Madison	542	4
5. North Dakota State	527	5
6. Youngstown State*	494	7
7. Illinois State	456	9
8. Tennessee-Martin	415	10
9. Cal Poly	410	6
10. Furman	400	11
11. Northern Iowa*	349	12
12. Hampton	329	14
13. New Hampshire	291	8
14. Coastal Carolina	252	17
15. San Diego	243	15
16. Montana State	222	19
17. Harvard	218	18
18. Southern Illinois*	201	13
19. Maine	176	24
20. Eastern Illinois	172	20
21. South Dakota State	134	21
22. Princeton	132	23
23. Portland State	108	NR
24. Richmond	51	16
25. Charleston Southern	48	25

\*Gateway Football Conference member  
Illinois State opponent

## REDBIRDS IN THE POLLS

	TSN	CSN
Week 1	9	No Poll
Week 2	7	9
Week 3	7	6
Week 4	6	6
Week 5	6	5
Week 6	6	5
Week 7	5	5
Week 8	3	3
Week 9	3	2
Week 10	8	9
Week 11	7	7

## ILLINOIS STATE' SCORING DRIVES/PLAYS

Qtr.	Opponent	Time	Scoring Play	Conversion	Plays-Yds.	TOP	Score
1	Kansas State	9:42	Mazur 35-yard field goal		11-53	4:41	3-0
3	Kansas State	12:25	Robinson 4-yard pass from Drone	Mazur kick	7-86	2:35	10-10
4	Kansas State	12:35	Robinson 2-yard pass from Drone	Mazur kick	13-80	7:00	17-13
4	Kansas State	3:02	Jackson 3-yard pass from Drone	Rush Failed	11-47	5:23	23-24
2	C. Arkansas	14:12	Mazur 23-yard field goal		13-83	2:26	3-0
2	C. Arkansas	10:04	Mazur 25-yard field goal		7-34	2:11	6-0
3	C. Arkansas	12:18	Rourke 61-yard pass from Drone	Pass Failed	6-95	2:33	12-0
4	C. Arkansas	12:36	Mazur 20-yard field goal		9-71	3:40	15-3
4	C. Arkansas	3:03	Mazur 35-yard field goal		4-5	1:07	18-3
2	Eastern Illinois	12:48	Rembert 1-yard run	Mazur kick	8-80	2:47	7-10
2	Eastern Illinois	4:59	Jackson 55-yard pass from Drone	Mazur kick	3-73	1:08	14-16
2	Eastern Illinois	1:58	Horton 41-yard pass from Drone	Rush Failed	3-43	1:28	20-16
2	Eastern Illinois	:17	Mazur 24-yard field goal		4-1	:54	23-16
3	Eastern Illinois	3:50	Rembert 4-yard run	Mazur kick	7-36	1:58	30-23
4	Eastern Illinois	12:49	Jackson 4-yard pass from Drone	Mazur kick	7-61	3:06	37-23
4	Eastern Illinois	:35	R. Rice 24-yard run	Mazur kick	10-80	4:01	44-30
1	Murray State	3:41	Drone 1-yard run	Mazur kick	7-50	2:40	7-0
2	Murray State	12:56	Rembert 4-yard run	Mazur kick	7-75	2:52	14-0
3	Murray State	12:39	Rembert 9-yard run	Mazur kick	1-9	:06	21-14
3	Murray State	8:12	Robinson 26-yard pass from Drone	Mazur kick	7-34	3:27	28-14
4	Murray State	9:57	Robinson 6-yard pass from Drone	Mazur kick	15-80	6:48	35-14
2	Western Ky.	14:01	R. Rice 2-yard run	Mazur kick	3-45	1:03	7-3
2	Western Ky.	:22	Harcar 1-yard pass from Drone	Mazur kick	9-80	2:05	14-13
3	Western Ky.	10:38	Rembert 13-yard run	Mazur kick	9-78	4:15	21-13
4	Western Ky.	10:40	Rembert 2-yard run	Mazur kick	13-80	7:32	28-27
1	Southern Illinois	1:04	Rembert 4-yard run	Mazur kick	7-68	3:15	7-3
2	Southern Illinois	1:55	R. Rice 17-yard run	Mazur kick	10-92	3:49	14-10
2	Southern Illinois	:17	Mazur 19-yard field goal		5-31	:44	17-10
3	Southern Illinois	12:22	Jackson 36-yard pass from Drone	Mazur kick	6-62	2:26	24-10
3	Southern Illinois	7:33	Horton 68-yard pass from Drone	Kick Failed	3-93	1:16	30-10
4	Southern Illinois	8:09	R. Rice 6-yard run	Mazur kick	8-60	4:19	37-10
1	Western Illinois	4:19	Mazur 37-yard field goal		9-46	3:18	3-7
2	Western Illinois	7:49	Rembert 1-yard run	Mazur kick	12-80	5:46	10-14
2	Western Illinois	1:30	Mordis 15-yard pass from Drone	Mazur kick	8-65	3:07	17-14
3	Western Illinois	10:03	Mazur 20-yard field goal		10-47	4:57	20-14
3	Western Illinois	4:23	Rembert 1-yard run	Mazur kick	8-76	3:06	27-14
2	Youngstown St.	9:58	Thomas 28-yard interception return	Mazur kick			7-6
4	Youngstown St.	11:38	Rembert 2-yard run	Kick Failed	7-53	3:28	13-20
1	Missouri State	11:39	Rembert 9-yard run	Mazur kick	7-78	3:21	7-0
1	Missouri State	5:02	Drone 1-yard run	Mazur kick	10-80	4:35	14-0
2	Missouri State	8:16	Rembert 2-yard run	Mazur kick	14-98	6:41	21-0
3	Missouri State	9:40	Rembert 5-yard run	Mazur kick	7-65	3:33	28-0
3	Missouri State	5:26	Passarelli 25-yard pass from Drone	Mazur kick	6-36	1:34	35-0
4	Missouri State	9:24	Mazur 24-yard field goal		10-81	5:23	38-7

**OPPONENT SCORING DRIVES/PLAYS**

Qtr.	Opponent	Time	Scoring Play	Conversion	Plays-Yds.	TOP	Score
2	Kansas State	4:54	Snodgrass 52-yard field goal		13-59	4:52	3-3
2	Kansas State	1:55	Figurs 81-yard punt return	Snodgrass kick			3-10
3	Kansas State	4:35	Snodgrass 41-yard field goal		7-10	3:28	10-13
4	Kansas State	8:36	Snodgrass 30-yard field goal		10-45	3:50	17-16
4	Kansas State	8:25	Garvin 9-yard fumble recovery	Norwood catch			17-24
3	Central Arkansas	1:25	Paul 31-yard field goal		8-73	3:49	12-3
1	Eastern Illinois	7:58	Webb 4-yard run	Yates kick	10-64	4:42	0-7
1	Eastern Illinois	:43	Yates 33-yard field goal		8-14	3:51	0-10
2	Eastern Illinois	6:19	Rucker 28-yard pass from Donato	Kick Failed	5-53	1:49	7-16
3	Eastern Illinois	10:50	Rucker 19-yard pass from Donato	Yates kick	8-46	3:55	23-23
4	Eastern Illinois	4:43	Voss 11-yard pass from Donato	Yates kick	9-39	3:36	30-37
2	Murray State	7:10	Woods 75-yard pass from Barnard	Crass kick	1-75	:30	7-14
2	Murray State	:22	Harper 7-yard pass from Barnard	Crass kick	8-60	1:30	14-14
1	Western Ky.	6:13	James 37-yard field goal		6-26	3:36	0-3
2	Western Ky.	11:56	Hamilton 24-yard pass from Haddix	James kick	4-80	1:56	7-10
2	Western Ky.	2:38	James 29-yard field goal		14-60	7:54	7-13
3	Western Ky.	8:10	Moore 1-yard run	James kick	5-42	2:14	21-20
3	Western Ky.	3:11	Hamilton 45-yard pass from Haddix	James kick	6-80	2:36	21-27
1	Southern Illinois	7:54	Coffin 38-yard field goal		14-61	7:06	0-3
2	Southern Illinois	11:47	Jones 8-yard pass from Hill	Coffin kick	9-82	4:08	7-10
1	Western Illinois	11:34	Thomas 18-yard run	Rowan kick	6-64	3:26	0-7
2	Western Illinois	13:35	Payne 1-yard run	Rowan kick	13-72	5:44	3-14
1	Youngstown St.	4:42	Mason 1-yard run	Kick Failed	12-61	7:27	0-6
2	Youngstown St.	8:09	Gibson 17-yard run	Kick Blocked	4-69	1:38	7-12
3	Youngstown St.	3:04	Mason 7-yard run	Irizarry catch	7-40	3:29	7-20
4	Youngstown St.	4:43	Zetts 1-yard run	Palmer kick	14-72	6:44	13-27
4	Missouri State	14:57	McIntosh 1-yard run	Stokes kick	14-69	5:18	7-35
4	Missouri State	5:44	Nicholson 19-yard pass from Horner	Stokes kick	12-75	3:32	14-38

**NATIONAL RANKINGS**

Team Statistics	Rank	Avg.
Rushing Offense	44	162.22
Passing Offense	19	226.56
Total Offense	11	388.78
Scoring Offense	18	29.22
Rushing Defense	51	138.11
Pass Efficiency Defense	44	117.60
Total Defense	60	336.33
Scoring Defense	25	18.11
Net Punting	49	32.41
Punt Returns	68	8.27
Kickoff Returns	54	19.70
Turnover Margin	2	1.33
Pass Defense	81	198.22
Passing Efficiency	11	148.47
Sacks	76	1.44
Tackles for Loss	83	4.78
Sacks Allowed	26	1.22

**Individual Statistics in the Top 20**

Pierre Rembert - Rushing	6	129.44
Luke Drone - Passing Efficiency	12	148.49
Luke Drone - Total Offense	18	226.11
Tom Nelson - Interceptions	13	.44
Kevin Mazur - Field Goals	20	1.11
Pierre Rembert - Scoring	13	8.67
Pierre Rembert - All Purpose	14	143.11
Cameron Siskowic - Total Tackles	1	12.67
Kye Stewart - Total Tackles	3	12.63

**TOP FIVE UNDER JOHNSON**

Here is a top five list of ISU players that have passed for 300 yards or rushed or caught 100 yards in Denver Johnson's tenure:

**100-Yard Rushing Games (48)**

272. Pierre Rembert at Missouri State (11/5/05)
239. Sha-Ron Edwards at Missouri State (11/8/03)
233. Sha-Ron Edwards vs. Western Ky. (10/18/03)
230. Pierre Rembert at Western Illinois (10/21/06)
222. Brian Thompson vs. Y'stown State (10/23/04)

**300-Yard Passing Games (12)**

440. Luke Drone vs. Indiana State (11/12/05)
385. Mike Souza at Illinois (9/6/03)
372. Yance Vaughan at Minnesota (9/11/04)
350. Kevin Glenn vs. Missouri State (11/18/00)
348. Yance Vaughan at Indiana State (10/2/04)

**100-Yard Receiving Games (24)**

292. Laurént Robinson vs. Indiana State (11/12/05)
243. Laurént Robinson vs. Northern Iowa (10/22/05)
243. Dwayne Smith at Illinois (9/6/03)
183. Vito Golson vs. Northern Iowa (10/27/01)
180. Laurént Robinson at Southern Illinois (10/15/05)

**ISU LONG PLAYS**

Plays of 20 or more yards from scrimmage ...

	ISU	Opp.
at Kansas St.	3	2
C. Arkansas	3	5
E. Illinois	5	1
at Murray St.	2	3
at Western Ky.	6	7
S. Illinois	5	1
at W. Illinois	3	5
Y'stown St.	4	2
Missouri St.	7	1
at Indiana St.		
at N. Iowa		





## THE REDBIRDS' RECORD WHEN

	2006	DJ Era*
Playing at home	4-1	26-14
Playing on the road	3-1	13-23
Playing on a neutral field	0-0	0-0
Playing at night	4-1	15-10
Playing during the day	3-1	24-27
ISU scores on first possession	1-1	17-5
Opponent scores on first possession	3-1	12-18
ISU scores first	3-1	21-8
Opponent scores first	4-1	17-28
ISU leads after the 1st quarter	3-1	19-8
Opponent leads after 1st quarter	3-1	10-24
ISU leads at halftime	6-0	26-8
Opponent leads at halftime	0-2	8-28
ISU leads after 3rd quarter	6-0	27-6
Opponent leads after 3rd quarter	1-2	9-30
Game goes into overtime	0-0	1-2
ISU has more total yards	6-1	31-15
Opponent has more total yards	1-1	7-23
ISU has more rushing yards	5-1	30-13
Opponent has more rushing yards	2-1	8-25
ISU has more passing yards	3-2	26-21
Opponent has more passing yards	4-0	12-16
ISU has more turnovers	2-0	12-23
Opponent has more turnovers	5-1	21-9
Teams have equal turnovers	0-0	5-5
ISU has more penalties	4-0	20-17
Opponent has more penalties	3-2	15-19
ISU has more time of possession	4-1	22-15
Opponent has more time of possession	3-1	15-23
ISU has 100-yard rusher	7-1	32-15
Opponent has 100-yard rusher	3-1	15-22
ISU scores at least 20 points	6-1	34-17
Opponent scores at least 20 points	2-2	14-34
ISU throws for 300 yards	1-0	9-5
Opponent throws for 300 yards	0-0	1-10
Playing on natural grass	1-0	3-7
Playing on artificial surface	6-2	34-32
ISU defense scores	0-1	7-6
Opponent defense scores	0-0	2-11
ISU returns KO/Punt for TD	0-0	1-0
Opponent returns KO/Punt for TD	0-1	2-3

\*Denotes the Denver Johnson era (2000-present)

## THE LAST TIME IT HAPPENED

## ILLINOIS STATE INDIVIDUAL

Rushed for 100 yards	112, Pierre Rembert vs. Missouri State, 11-4-06
Rushed for 200 yards	230, Pierre Rembert at Western Illinois, 10-21-06
Passed for 200 yards	305, Luke Drone vs. Missouri State, 11-4-06
Passed for 300 yards	305, Luke Drone vs. Missouri State, 11-4-06
Passed for 400 yards	440, Luke Drone vs. Indiana State, 11-12-05
Had 10 receptions	14, Laurént Robinson vs. Indiana State, 11-12-05
Had 100 yards receiving	Jason Horton (120) and Pierre Jackson (113) vs. SIU, 10-14-06
Returned a punt for a TD	Joe Walkins (52 yards) vs. Y'stown St., 10-23-04
Returned a kickoff for a TD	LaShawn Bullock (97 yards) vs. Y'stown St., 10-23-04
Returned an interception for a TD	Jarek Thomas (28 yards) vs. Y'stown St., 10-28-06
Returned a fumble for a TD	James Temple (56 yards) vs. Western Kentucky, 10-8-05
Returned a blocked FG for a TD	Armando Andrade (85 yards) vs. W. Va. Tech, 8-31-00
Returned a blocked punt for a TD	Justin Frierson (28 yards) vs. Prairie View A&M, 10-21-00
Rushed for three touchdowns	3, Pierre Rembert vs. Missouri State, 11-4-06
Threw three touchdown passes	3, Luke Drone vs. Eastern Illinois, 9-16-06
Caught three touchdown passes	3, Laurént Robinson vs. Indiana State, 11-12-05
Kicked three field goals	4, Kevin Mazur vs. Central Arkansas, 9-9-06
Had a 70-yard run from scrimmage	70, Demetrus Johnson vs. Saint Xavier, 9-2-04
Had a 70-yard pass completion	88, Luke Drone to Pierre Jackson at Kansas St., 9-2-06
Had 20 tackles	22, Cameron Siskowic vs. Eastern Illinois, 9-16-06
Had 50-yard field goal	50, Stephen Carroll at S. Illinois, 10-14-03
Had a 70-yard punt	70, Ryan Hoffman vs. Y'stown St., 10-23-04

## ILLINOIS STATE TEAM

400 yards rushing	405 vs. Youngstown State, 11-14-98
300 yards rushing	341 at Missouri State, 11-5-05
400 yards passing	440 vs. Indiana State, 11-12-05
300 yards passing	305 vs. Missouri State, 11-4-06
500 yards total offense	527 vs. Missouri State, 11-4-06
30 first downs	35 vs. Indiana State, 11-12-05
50 points	70 vs. Indiana State, 11-12-05
Scored a safety	at Youngstown State (sacked punter), 10-25-03
Posted a shutout	Illinois State 42, Murray State 0, 9-24-05
Held an opponent under 100 yards rushing	77 at Western Illinois, 10-21-06
Held an opponent under 100 yards passing	93 vs. Youngstown State, 10-28-06
Held an opponent under 200 total yards	135 vs. Murray State, 9-24-05
Held an opponent under 100 total yards	87 vs. Lincoln, 9-1-84
Blocked a punt	at Northern Iowa, 11-13-04
Blocked a field goal	vs. Drake, 9-10-05
Blocked an extra point attempt	vs. Youngstown State, 10-28-06

## OPPONENT INDIVIDUAL

Rushed for 100 yards	M. Mason (176) and T. Zetts (110), Y'stown St., 10-28-06
Rushed for 200 yards	207, Julian Reese, Indiana State, 11-10-01
Passed for 200 yards	230, Tyler Horner, Missouri State, 11-04-06
Passed for 300 yards	314, Bret Meyer, Iowa State, 9-3-05
Passed for 400 yards	460, A.J. Porter, Missouri State, 11-8-03
Had 10 receptions	10, Jeff Hewitt, Missouri State, 11-18-00
Had 100 yards receiving	105, Jeremy Nicholson, Missouri State, 11-04-06
Returned a punt for a TD	81, Yamon Figurs, Kansas State, 9-2-06
Returned a kickoff for a TD	Steven Rush (100 yards), Missouri State, 10-9-04
Returned an interception for a TD	Fred Miller (32 yards), Eastern Illinois, 9-20-03
Returned a fumble for a TD	9, Byron Garwin at Kansas State, 9-2-05
Returned a blocked FG for a TD	Travis Williams (66 yards), Illinois, 9-6-03
Returned a blocked punt for a TD	Jason Newell (5 yards), Southern Illinois, 10-6-01
Rushed for three touchdowns	3, Andre Forte, Indiana State, 11-12-05
Threw three touchdown passes	3, Mike Donato, Eastern Illinois, 9-16-06
Caught three touchdown passes	4, Steven Rush, Missouri State, 11-8-03
Kicked three field goals	3, Chris James, Western Kentucky, 10-8-05
Had a 70-yard run from scrimmage	80, Laurence Maroney, Minnesota, 9-11-04
Had a 70-yard pass completion	75, Zach Barnard to Dante Woods, Murray State 9-23-06
Had 20 tackles	21, Ian Dominelli, Youngstown State, 10-30-99
Had 50-yard field goal	52, Jeff Snodgrass at Kansas State, 9-2-06
Had a 70-yard punt	74, Jim Hannula, Northern Illinois, 9-30-78

## OPPONENT TEAM

400 yards rushing	474, Western Kentucky, 11-3-01
300 yards rushing	352, Youngstown State, 10-28-06
400 yards passing	460, Missouri State, 11-8-03
300 yards passing	314, Iowa State, 9-3-05
500 yards total offense	504, Western Illinois, 10-29-05
30 first downs	32, UNLV, 9-27-97
50 points	58, Western Kentucky, 11-3-01
Scored a safety	Iowa State, 9-3-05
Posted a shutout	Florida Atlantic, 11-20-04
Held ISU under 100 yards rushing	18, Youngstown State, 10-28-06
Held ISU under 100 yards passing	53, Drake, 8-28-03
Held ISU under 200 total yards	161, Youngstown State, 10-28-06
Held ISU under 100 total yards	94, Central State, 9-9-89
Blocked a punt	Drake, 9-10-05
Blocked a field goal	Southern Illinois, 10-14-06
Blocked an extra point attempt	South Florida, 10-16-99

**Kansas St. 24, #9 Illinois State 23**

September 2, 2006 • Manhattan, Kan. • Snyder Family Stadium  
Attendance: 47,250

► **GAME SUMMARY**

*ISU Gives K-State a Scare, But Falls 24-23*

MANHATTAN, Kan. – Heading into Saturday's football season opener against Kansas State, the Illinois State Redbirds were determined to give their Division I counterparts a tough game. That is certainly what the Wildcats received from the Redbirds, as a failed two-point conversion with 3:02 left in the fourth quarter left the 'Birds a point short and ISU was defeated 24-23 in front of 47,250 fans at the newly dedicated Bill Snyder Family Stadium.



On the first play from scrimmage, ISU safety Tom Nelson intercepted a long pass from KSU quarterback Dylan Meier and put the Redbirds on offense. The 'Birds took full advantage of the early turnover as Kevin Mazur capped off a 11-play, 53 yard scoring drive with a 35-yard field goal to give the Redbirds a 3-0 lead with 9:42 left in the first quarter.

KSU kicker Jeff Snodgrass connected on a 52-yard field goal to tie the score at 3-3 with 4:54 left in the half. The Wildcats then continued to impress on special teams, as Yamon Figs returned a Bobby Kelsey punt 81 yards for a touchdown to give KSU a 10-3 lead with just under two minutes remaining in the half.

After receiving the kickoff to start the second half, Luke Drone connected with Pierre Jackson on a 70-yard strike down the sideline to put the 'Birds on the Kansas State six-yard line. Two plays later, Drone found Laurent Robinson in the end zone for a four-yard touchdown pass to tie the score at 10-10.

KSU would answer with 4:35 left in the quarter to re-take the lead 13-10, as Snodgrass connected on his second field goal of the game, this time from 41 yards out. The score would stay that way until the fourth quarter when Drone and Robinson hooked up on their second touchdown pass to put the Redbirds up 17-13. KSU then cut the ISU lead to one 17-16 on Snodgrass' third field goal of the game with 8:36 left to go.

On the ensuing kickoff, however, ISU's Jason Horton fumbled on the return and KSU's Byron Garvin returned the fumble nine yards to put the Wildcats up 24-17. The Redbirds would not go away, though, as Drone then led his team to an 11-play, 47-yard scoring drive that culminated in a three-yard touchdown pass to Jackson to cut the lead to 24-23. Head coach Denver Johnson then made the call to go for the two-point conversion, but Drone was unable to break the plane on the quarterback draw.

► **SCORING SUMMARY**

SCOREBOARD	1	2	3	4	FINAL
ILLINOIS STATE (0-1)	3	0	7	13	23
Kansas State (1-0)	0	10	3	11	24

FIRST QUARTER

ISU – Mazur 35-yard field goal, 9:24

SECOND QUARTER

KSU – Snodgrass 52-yard field goal, 4:54

KSU – Figs 81-yard punt return (Snodgrass kick), 1:55

THIRD QUARTER

ISU – Robinson 4-yard pass from Drone (Mazur kick), 12:25

KSU – Snodgrass 41-yard field goal, 4:35

FOURTH QUARTER

ISU – Robinson 2-yard pass from Drone (Mazur kick), 12:35

KSU – Snodgrass 30-yard field goal, 8:36

KSU – Garvin 9-yard fumble recovery (Norwood pass from Meier), 8:45

ISU – Jackson 3-yard pass from Drone (rush failed), 3:02

► **TEAM STATISTICS**

	ISU	KSU
First Downs	20	13
Rushing Attempts-Yards	34-93	28-44
Passing	24-38-1	15-26-2
Passing Yards	253	163
Total Offense	346	207
Fumbles-Lost	1-1	1-0
Penalties-Yards	1-7	5-49
Time of Possession	34:11	25:49

► **INDIVIDUAL STATISTICS**

RUSHING: (ISU) – Rembert 29-105, Robinson 1-5, Drone 4-(-17). (KSU) – Alsup 14-26, Patton 7-22, Johnson 4-10, Team 1-(-4), Meier 2-(-10).

PASSING: (ISU) – Drone 24-38-1-253. (KSU) – Meier 15-26-2-163.

RECEIVING: (ISU) – Robinson 9-77, Mordis 4-31, Rembert 4-12, Jackson 3-88, Horton 3-21, Rourke 1-24. (KSU) – Norwood 5-53, Nelson 4-62, Figs 2-16, Mastrud 1-13, Patton 1-7, Alsup 1-7, Moreira 1-5.

TACKLE LEADERS: (ISU) – Siskowic 8-7-15, Stewart 8-5-13, Campbell 3-3-6, Kittrell 2-3-5, Hronec 3-0-3. (KSU) – Archer 5-8-13, Diles 6-4-10, McKinney 8-1-9, Campbell 8-0-8, Erker 2-5-7.

**#7 Illinois State 18, C. Arkansas 3**

September 9, 2006 • Normal, Ill. • Hancock Stadium  
Attendance: 10,262

► **GAME SUMMARY**

*'Birds Defense Holds UCA Without a TD in 18-3 Win*

NORMAL, Ill. – On a rainy night in the home opener at Hancock Stadium, the Redbird defense shined bright as they did not allow a Central Arkansas touchdown and picked off two passes in a 18-3 victory over Bears in front of 10,262.



The Bears found it extremely hard to run or pass against the 'Birds as junior linebacker Kye Stewart set a career high 14 tackles to lead the team, junior defensive tackle Jarek Thomas recorded three tackles-for-loss and junior free safety Tom Nelson picked off his third pass of the season.

While the defense was close to perfect, holding the Bears to just three points and 63 yards rushing, the offense received strong performances from its receiving core that played without injured All-American wide receiver Laurent Robinson. In Robinson's absence, junior Pierre Jackson shouldered the load, hauling in career highs with 9 receptions for 113 yards and sophomore Jake Rourke hauled in his first career touchdown catch from junior quarterback Luke Drone, who went 16-38 on the night for 228 yards.

The Redbirds got on the board first with a pair of field goals in the first five minutes of the second quarter off the leg of sophomore kicker Kevin Mazur. The Mt. Prospect, Ill., native put the 'Birds up 3-0, following a 23-yard field goal, capping off a 13-play, 83-yard drive at the 14:12 mark. After a quick three-and-out by Central Arkansas, ISU marched 44 yards down the field in seven plays before Mazur booted a 25-yard field goal with 10:04 remaining in the first half to put the Redbirds up 6-0.

The 'Birds quickly scored their lone touchdown just over two minutes into the second half on a 61-yard touchdown strike from Drone to Rourke.

The Bears threatened to get the 12-0 deficit within a touchdown later in the third quarter, but had to settle for a 31-yard field goal by James Paul with 1:25 left.

The Redbirds answered the Bears with a 9-play, 71-yard drive of their own taking 3:40 off the clock. The drive resulted in Mazur's third field goal of the day, this time from 20 yards out, pushing ISU's lead back up to 15-3.

Mazur finished the scoring for the 'Birds, putting them up 18-3 with his fourth field goal at 3:03 left in the fourth quarter. Mazur's fourth field goal of the night set a new career high for a game and tied a Hancock Stadium record.

► **SCORING SUMMARY**

SCOREBOARD	1	2	3	4	FINAL
Central Arkansas (1-1)	0	0	3	0	3
ILLINOIS STATE (1-1)	0	6	6	6	18

SECOND QUARTER

ISU – Mazur 23-yard field goal, 14:12

ISU – Mazur 25-yard field goal, 10:04

THIRD QUARTER

ISU – Rourke 61-yard pass from Drone (Drone pass failed), 12:18

UCA – Paul 31-yard field goal, 1:25

FOURTH QUARTER

ISU – Mazur 20-yard field goal, 12:36

ISU – Mazur 35-yard field goal, 3:03

► **TEAM STATISTICS**

	UCA	ISU
First Downs	9	17
Rushing Attempts-Yards	29-63	37-168
Passing	18-34-2	16-38-0
Passing Yards	256	228
Total Offense	319	396
Fumbles-Lost	0-0	0-0
Penalties-Yards	6-48	7-66
Time of Possession	31:43	28:17

► **INDIVIDUAL STATISTICS**

RUSHING: (UCA) – Brown 15-36, Ceasar 4-24, Park 7-5, Grimes 3-(-2). (ISU) – Rembert 27-139, R. Rice 7-30, Drone 2-1, Team 1-(-2).

PASSING: (UCA) – Park 18-34-2-256. (ISU) – Drone 16-38-0-228.

RECEIVING: (UCA) – Fairouz 8-146, Robinson 3-62, Twilley 2-10, Logan 1-28, Winston 1-9, Brown 1-3, Kenemer 1-1, Kinard 1-(-3). (ISU) – Jackson 9-113, Horton 4-31, Rourke 2-66, Mordis 1-18.

TACKLE LEADERS: (UCA) – Maxfield 5-6-11, Johnson 7-3-10, Jackson 7-1-8, Hamilton 6-17, Brown 5-1-6. (ISU) – Stewart 9-5-14, Campbell 4-5-9, Siskowic 2-6-8, Kittrell 4-1-5, Thomas 3-2-5.

**#7 Illinois St. 44, #18 E. Illinois 30**

September 16, 2006 • Normal, Ill. • Hancock Stadium  
Attendance: 12,512

► **GAME SUMMARY**

*Redbirds Win Fourth Straight Over Eastern Illinois*

NORMAL, Ill. – The football game between No. 7 Illinois State and No. 18 Eastern Illinois was the 94th meeting between the two schools and also marked the first time in which both schools had been ranked going into the game. For the fourth year in a row, the Redbirds came away with a win as the 'Birds came from behind to defeat the Panthers, 44-30, in front of 12,512 fans at Hancock Stadium.



Eastern Illinois jumped out to an early lead, driving 64 yards on 10 plays to score the first points of the day. Running back Vincent Webb capped off the drive with a four-yard touchdown run to give the Panthers a 6-0 advantage and a Zach Yates extra point extended the lead to 7-0 with 7:58 left in first quarter. Yates added a 33-yard field goal with 43 seconds left in the first quarter to extend EIU's lead to 10-0.

The two teams exchanged touchdowns to make the score 16-7, after Yates missed point after attempt. However, 16 unanswered second quarter points gave the Redbirds a 23-16 lead at the intermission.

In their first drive of the second half, the Panthers tied the game at 23-23, but on the Redbirds' third interception of the day, this time by Jesse Caesar, ISU regained the lead on Rembert's second touchdown run. Mazur's PAT conversion then widened the lead to seven points at 30-23 with 3:50 left in the third quarter.

The seven-point lead would hold until the fourth quarter when Drone connected with Jackson on their second touchdown pass of the game, this time a four-yard completion, to widen the ISU lead to 37-23.

► **SCORING SUMMARY**

SCOREBOARD	1	2	3	4	FINAL
Eastern Illinois (1-2)	10	6	7	7	30
ILLINOIS STATE (2-1)	0	23	7	14	44

FIRST QUARTER

EIU – Webb 4-yard run (Yates kick), 7:58

EIU – Yates 33-yard field goal, :43

SECOND QUARTER

ISU – Rembert 1-yard run (Mazur kick), 12:48

EIU – Rucker 28-yard pass from Donato (kick failed), 6:19

ISU – Jackson 55-yard pass from Drone (Mazur kick), 4:59

ISU – Horton 41-yard pass from Drone (rush failed), 1:58

ISU – Mazur 24-yard field goal, :17

THIRD QUARTER

EIU – Rucker 19-yard pass from Donato (Yates kick), 10:50

ISU – Rembert 4-yard run (Mazur kick), 3:50

FOURTH QUARTER

ISU – Jackson 4-yard pass from Drone (Mazur kick), 12:49

EIU – Voss 11-yard pass from Donato (Yates kick), 4:43

ISU – Rice 24-yard run (Mazur kick), :35

► **TEAM STATISTICS**

	EIU	ISU
First Downs	20	21
Rushing Attempts-Yards	45-185	38-144
Passing	13-28-3	17-26-0
Passing Yards	141	288
Total Offense	326	432
Fumbles-Lost	1-0	2-1
Penalties-Yards	7-65	5-29
Time of Possession	32:46	27:14

► **INDIVIDUAL STATISTICS**

RUSHING: (EIU) – Webb 24-107, Smith 15-65, Donato 4-20, Rucker 1-0, Stinson 1-(-7). (ISU) – Rembert 24-105, R. Rice 5-45, Drone 4-20, Blow 3-3, Team 2-(-29).

PASSING: (EIU) – Donato 13-28-3-141. (ISU) – Drone 17-26-0-288.

RECEIVING: (EIU) – Mogley 4-36, Rucker 3-56, Voss 2-23, Webb 2-6, Smith 1-13, Kesler 1-7. (ISU) – Jackson 6-132, D. Passarelli 4-23, Horton 3-77, Rourke 2-53, Harcar 1-4, Rembert 1-(-1).

TACKLE LEADERS: (EIU) – Thomas 4-6-10, Burge 2-8-10, Brown 3-3-6, Seymour 5-0-5, Sams 5-0-5. (ISU) – C. Siskowic 7-15-22, Caesar 6-5-11, Campbell 5-6-11, Hawkins 1-7-8, Temple 1-7-8.

### #6 Illinois State 35, Murray St. 14

September 23, 2006 • Murray, Ky. • Roy Stewart Stadium  
Attendance: 4,075

#### ► GAME SUMMARY

##### *Rembert, Redbirds Outrun Racers*

MURRAY, Ky. – Illinois State senior running back Pierre Rembert totaled 184 yards and two touchdowns on a career-high 39 carries to pace the Redbirds to a 35-14 non-conference victory over Murray State Saturday night.

With the game tied at the half 14-14, the Redbird defense made an immediate impact to begin the third quarter, as Ronnie Tate forced a Barnes fumble and then recovered the ball on the Murray State 9-yard line. On the very next play, Rembert dashed nine yards for his second touchdown run of the day to put the Redbirds up 20-14 and Mazur tacked on the extra point to make the score 21-14 with 12:39 left to play in the third quarter.

On the next Racer possession, Leon Kittrell intercepted the first pass of his career to give ISU the ball back. The 'Birds would take advantage of the turnover once again, as Drone connected with Robinson for a 26-yard touchdown pass and Mazur's fourth PAT conversion gave ISU a 14-point advantage at 28-14. The touchdown reception was the 25th of Laurent Robinson's career, extending his school record in that category.

In the fourth quarter, Drone and Robinson connected on their second touchdown reception of the game and the ISU lead jumped out to three touchdowns. Mazur's PAT conversion widened the lead to 35-14 with 9:57 left in the game. The score would stay the way for the remainder, and the Redbirds came away with a 35-14 victory over the Racers. The win marked the sixth straight ISU victory over an OVC opponent.



GAME 4

#### ► SCORING SUMMARY

SCOREBOARD	1	2	3	4	FINAL
ILLINOIS STATE (3-1)	7	7	14	7	35
Murray State (1-3)	0	14	0	0	14

#### FIRST QUARTER

ISU – Drone 1-yard run (Mazur kick), 3:41

#### SECOND QUARTER

ISU – Rembert 4-yard run (Mazur kick), 12:56

MSU – Woods 75-yard pass from Barnard (Crass kick), 7:10

MSU – Harper 7-yard pass from Barnard (Crass kick), :22

#### THIRD QUARTER

ISU – Rembert 9-yard run (Mazur kick), 12:39

ISU – Robinson 26-yard pass from Drone (Mazur kick), 8:12

#### FOURTH QUARTER

ISU – Robinson 6-yard pass from Drone (Mazur kick), 9:57

#### ► TEAM STATISTICS

	ISU	MSU
First Downs	21	10
Rushing Attempts-Yards	55-186	23-28
Passing	10-20-2	17-28-2
Passing Yards	159	223
Total Offense	345	251
Fumbles-Lost	1-0	2-1
Penalties-Yards	7-75	4-32
Time of Possession	37:45	22:15

#### ► INDIVIDUAL STATISTICS

RUSHING: (ISU) – Rembert 39-184, R. Rice 8-15, Blow 1-0, Team 1-(-2), Drone 6-(-11). (MSU) – Cook 15-51, Woods 1-2, Jordan 2-0, Barnard 5-(-25).

PASSING: (ISU) – Drone 10-20-2-159. (MSU) – Barnard 17-28-2-223.

RECEIVING: (ISU) – Robinson 6-121, Jackson 3-31, Rourke 1-7. (MSU) – Harper 7-78, Eiland 5-52, Cook 3-10, Woods 2-83.

TACKLE LEADERS: (ISU) – Stewart 7-2-9, Caesar 6-0-6, C. Siskowic 5-0-5, R. Tate 4-0-4, Kittrell 3-0-3. (MSU) – Webber 15-0-15, Williams 4-5-9, Spinks 8-0-8, Butler 6-2-8, Roach 6-0-6.

### #6 Illinois State 28, Western Ky. 27

October 7, 2006 • Bowling Green, Ky. • L.T. Smith Stadium  
Attendance: 7,661

#### ► GAME SUMMARY

##### *No. 6 Redbirds Open Gateway Play with 28-27 Win at WKU*

BOWLING GREEN, Ky. – Heading into Saturday's Gateway Football Conference opener at Western Kentucky, the No. 6 ranked Illinois State Redbirds were looking break a streak of five consecutive losses to the Hilltoppers. After five lead changes between the two squads, the Redbirds (4-1, 1-0 GFC) did just that and defeated WKU (2-3, 0-1 GFC), 28-27, at J.T. Smith Stadium.

Once again the game was decided by a field goal, but this time it was WKU's Chris James bouncing a 19-yard field goal off the left upright with 4:03 left in the game and paving the way for a Redbird victory.

Leading 14-13, the Redbirds came out and put up a quick score in the second half, driving 78 yards on nine plays taking 4:15 off the clock. Pierre Rembert scored the go-ahead touchdown from 12 yards out, his fifth rushing touchdown of the season, to put ISU up 20-13 with 10:38 left in the third quarter. Mazur's extra point conversion would then gave the 'Birds an 8-point lead at 21-13.

On their next possession, the Hilltoppers answered with a touchdown of their own, courtesy of a one-yard touchdown run by Lerron Moore to cut the ISU lead to two and after the extra point conversion, the score was 21-20 in favor of ISU. WKU would later take the lead with 3:11 left in the third quarter on a 45-yard touchdown pass from Haddix to Hamilton. Following the extra point, the Hilltoppers lead was six points at 27-21.

In the fourth quarter, the Redbirds regained the lead on a 2-yard touchdown run by Rembert, his second of the game, and tied the score at 27-27. Mazur's extra point would then put ISU up by one at 28-27, the fifth lead change of the game, with 10:40 left in the game.

After James missed an 19-yard field goal off the left upright, the Redbirds got the ball back with 4:03 left in the game and the 'Birds ran out the clock to secure the 28-27 victory. Rembert finished the game with 142 yards on 26 carries and two touchdowns while Drone was 12-of-17 for 204 yards.



GAME 5

#### ► SCORING SUMMARY

SCOREBOARD	1	2	3	4	FINAL
ILLINOIS STATE (4-1)	0	14	7	7	28
Western Kentucky (2-3)	3	10	14	0	27

#### FIRST QUARTER

WKU – James 37-yard field goal, 6:13

#### SECOND QUARTER

ISU – R. Rice 2-yard run (Mazur kick), 14:01

WKU – Hamilton 24-yard pass from Haddix (James kick), 11:56

WKU – James 29-yard field goal, 2:38

ISU – Harcar 1-yard pass from Drone (Mazur kick), :22

#### THIRD QUARTER

ISU – Rembert 13-yard run (Mazur kick), 10:38

WKU – Moore 1-yard run (James kick), 8:10

WKU – Hamilton 45-yard pass from Haddix (James kick), 3:11

#### FOURTH QUARTER

ISU – Rembert 2-yard run (Mazur kick), 10:40

#### ► TEAM STATISTICS

	ISU	WKU
First Downs	19	21
Rushing Attempts-Yards	41-167	33-174
Passing	12-17-0	19-26-0
Passing Yards	204	291
Total Offense	371	465
Fumbles-Lost	0-0	0-0
Penalties-Yards	4-40	6-47
Time of Possession	27:10	32:50

#### ► INDIVIDUAL STATISTICS

RUSHING: (ISU) – Rembert 26-142, R. Rice 7-26, Drone 2-(-3). (WKU) – Moore 25-148, Haddix 5-18, Hamilton 1-5, Hayden 2-3.

PASSING: (ISU) – Drone 12-17-0-204. (WKU) – Haddix 19-26-0-291.

RECEIVING: (ISU) – Robinson 2-48, Jackson 2-47, D. Passarelli 2-41, Mordis 2-14, Rourke 1-36, Rembert 1-12, Horton 1-5, Harcar 1-1. (WKU) – Hamilton 9-173, Gaebler 5-84, Moore 3-34, Brunemann 1-0, Johnson 1-0.

TACKLE LEADERS: (ISU) – Campbell 5-7-12, Stewart 2-10-12, C. Siskowic 5-4-9, Nelson 2-7-9, Kittrell 2-3-5. (WKU) – Rumph 4-5-9, Hedges 6-2-8, Boyd 2-6-8, Etheridge 4-1-5, Caldwell 3-2-5.

### #5 Illinois State, #7 S. Illinois

October 14, 2006 • Normal, Ill. • Hancock Stadium  
Attendance: xxxx

#### ► GAME SUMMARY

##### *ISU Shuts Down SIU Offense, Notches Homecoming Win*

NORMAL, Ill. – There was a lot of hype surrounding today's homecoming football game between the Illinois State Redbirds and the Southern Illinois Salukis. The No. 5 'Birds responded, not allowing an SIU score in the second half, downing the No. 7 team in the country, 37-10 in Gateway Football Conference action, Saturday afternoon at Hancock Stadium.

A crowd of 17,237 came out to watch the two, top-10 ranked teams battle, the sixth highest in Hancock Stadium history. The crowd was the most to see an Illinois State football game in over 30 years.

The 'Birds handed Southern Illinois its first loss of the year, as the Salukis move to 5-1 overall, 1-1 in Gateway play. Illinois State improves to 5-1 on the year, staying undefeated in GFC action at 2-0.

Southern Illinois capitalized on its first scoring drive of the game, as senior Craig Coffin capped off a 14-play, 61-yard scoring drive with a field goal from 38 yards to give the Salukis an early 3-0 lead just over seven minutes into the first quarter.

Answering for the 'Birds was Pierre Rembert who scampered, untouched, into the end zone at the 1:04 mark in the first half. The touchdown ended a 68-yard crusade for the 'Birds. Kevin Mazur added the extra point for ISU, giving the Redbirds a 7-3 advantage.

Just three minutes into the second quarter, a roughing the passer penalty was assigned to ISU, calling off an interception from Saluki quarterback Nick Hill to ISU defensive back James Temple. SIU gained 15 yards on the penalty, setting up an eight yard touchdown reception from Hill to tight end Braden Jones. The score at the 11:47 mark in the second quarter set the score in favor of the Salukis, 10-7.

SIU never cracked the scoring column again, as the Redbirds rattled off 30 unanswered points, including 10 in the second quarter to take a 17-10 halftime lead.

#### ► SCORING SUMMARY

SCOREBOARD	1	2	3	4	FINAL
Southern Illinois (5-1)	3	7	0	0	10
ILLINOIS STATE (5-1)	7	10	13	7	37

#### FIRST QUARTER

SIU – Coffin 38-yard field goal, 7:54

ISU – Rembert 4-yard run (Mazur kick), 1:04

#### SECOND QUARTER

SIU – Jones 8-yard pass from Hill (Coffin kick), 11:47

ISU – R. Rice 17-yard run (Mazur kick), 1:55

ISU – Mazur 19-yard field goal, :17

#### THIRD QUARTER

ISU – Jackson 36-yard pass from Drone (Mazur kick), 12:22

ISU – Horton 68-yard pass from Drone (Mazur kick failed), 7:33

#### FOURTH QUARTER

ISU – R. Rice 6-yard run (Mazur kick), 8:09

#### ► TEAM STATISTICS

	SIU	ISU
First Downs	18	27
Rushing Attempts-Yards	42-191	45-219
Passing	9-17-1	14-18-0
Passing Yards	88	280
Total Offense	279	499
Fumbles-Lost	2-1	0-0
Penalties-Yards	7-70	4-40
Time of Possession	29:59	30:01

#### ► INDIVIDUAL STATISTICS

RUSHING: (SIU) – Whitlock 27-140, Hill 10-32, Allen 4-13, Turner 1-6. (ISU) – Rembert 19-137, R. Rice 12-53, Blow 5-22, Abrams 3-17, Drone 2-(-2), Team 3-(-3), Horton 1-(-5).

PASSING: (SIU) – Hill 9-17-1-88. (ISU) – Drone 14-18-0-280.

RECEIVING: (SIU) – Jones 3-19, Turner 2-40, Beeler 2-19, Upthegrove 1-7, Wise 1-3. (ISU) – Jackson 5-113, Horton 4-120, Robinson 1-23, Rourke 1-16, Meredith 1-7, R. Rice 1-1, Mordis 1-0.

TACKLE LEADERS: (SIU) – Jordan 2-8-10, Johnson 4-5-9, Heaston 5-3-8, Moe 4-4-8, Bruner 3-2-5. (ISU) – Stewart 7-10-17, C. Siskowic 6-6-12, Nelson 2-5-7, Martindale 4-2-6, Campbell 2-4-6.



### #3 Illinois State 27, W. Illinois 14

October 21, 2006 • Macomb, Ill. • Hanson Field  
Attendance: 9,220

#### ► GAME SUMMARY

##### *Rembert's Rushing Leads 'Birds Past WIU, 27-14*

MACOMB, Ill. – Third-ranked Illinois State exorcised its personal demons against Western Illinois as senior Pierre Rembert led the Redbirds with 230 yards rushing, on 39 carries, and two touchdowns in a 27-14 victory over the Leathernecks at Hanson Field on Saturday. The victory for ISU snapped a five-game losing streak against WIU and extended the 'Birds season winning streak to six games, tying the longest streak in the Denver Johnson era accomplished back in 2000.

Rembert's running was once again the story for the 'Birds as he surpassed the 200-yard rushing mark for the first time this season. The Milwaukee, Wis., native rushed for over 100 yards for the seventh time this season, extending his own school-record. Rembert's 230 yards on the ground also put him over 1,000 on the season for the first time in his career.

ISU fell behind early 14-3, but the deficit was short lived as the Redbirds closed out the first half scoring 14 unanswered points. Rembert scored his eighth touchdown of the season from one yard out with 7:49 remaining and Luke Drone connected with tight end Dave Mordis on a 15-yard touchdown, the second of his career, with 1:30 left in the half to give ISU the 17-14 lead.

The start of the second half saw the 'Birds extend their lead to 20-14 with a 20-yard field goal. The field goal was set up by Rembert's 56-yard run on third-and-37 following a bad snap to Drone in the shot gun on second down.

Rembert continued his rushing onslaught scoring the final touchdown for the Redbirds with 4:23 left in the third quarter on his second 1-yard scamper.



#### ► SCORING SUMMARY

SCOREBOARD	1	2	3	4	FINAL
ILLINOIS STATE (6-1)	3	14	10	0	27
Western Illinois (3-5)	7	7	0	0	14

#### FIRST QUARTER

WIU – Thomas 18-yard run (Rowan kick), 11:34  
ISU – Mazur 37-yard field goal, 4:19

#### SECOND QUARTER

WIU – Payne 1-yard run (Rowan kick), 13:35  
ISU – Rembert 1-yard run (Mazur kick), 7:49  
ISU – Mordis 15-yard pass from Drone (Mazur kick), 1:30

#### THIRD QUARTER

ISU – Mazur 20-yard field goal, 10:03  
ISU – Rembert 1-yard run (Mazur kick), 4:23

#### ► TEAM STATISTICS

	ISU	WIU
First Downs	26	20
Rushing Attempts-Yards	53-243	22-77
Passing	14-20-0	23-40-2
Passing Yards	179	299
Total Offense	422	376
Fumbles-Lost	1-0	0-0
Penalties-Yards	4-42	2-20
Time of Possession	34:57	25:03

#### ► INDIVIDUAL STATISTICS

RUSHING: (ISU) – Rembert 39-230, R. Rice 6-29, Drone 2-(23). (WIU) – Donaldson 11-45, Thomas 1-18, Milton 3-15, Payne 1-9, Douglas 3-(2), LaFalce 2-(8).

PASSING: (ISU) – Drone 14-20-0-179. (WIU) – LaFalce 23-40-2-299.

RECEIVING: (ISU) – Jackson 3-44, Horton 3-34, Meredith 2-16, Rourke 1-34, Mordis 1-15, Passarelli 1-12, Kempe 1-9, Rembert 1-9, R. Rice 1-6. (WIU) – Sims 9-153, Zwierzynski 7-90, Thomas 4-45, Anderson 1-8, Moore 1-5, Douglas 1-(2).

TACKLE LEADERS: (ISU) – Stewart 4-8-12, C. Siskowic 2-9-11, Caesar 5-1-6, Temple 3-2-5, Thomas 2-3-5. (WIU) – Williams 5-10-15, Khaleel 5-7-12, Stoudamire 6-39, Bennett 3-5-8, Woodard 2-3-5.

### #10 Youngstown St. 27, #3 ISU 13

October 28, 2006 • Normal, Ill. • Hancock Stadium  
Attendance: 15,372

#### ► GAME SUMMARY

##### *No. 10 YSU Hands No. 3 ISU First Home Loss, 27-13*

NORMAL, Ill. – In a battle between two of the nation's best running attacks, Illinois State was out-rushed 345-18 as No. 10 Youngstown State defeated No. 3 Illinois State, 27-13, in front of 15,372 at Hancock Stadium on Saturday. Youngstown State held ISU to its lowest offensive output since 2002 (161 total yards), when the Penguins held the 'Birds to 198 yards, and snapped ISU's season-best six game winning streak.

Illinois State was unable to get its high-powered offense going against YSU as senior running back Pierre Rembert had his school record of seven straight 100-yard rushing games snapped and junior quarterback Luke Drone was held to 143 yards passing on 10 completions and zero touchdowns. Rembert, who had been averaging 148.86 yards per contest, was limited to a season-low 11 yards rushing.

Youngstown State got on the board first by scoring on its opening possession. Tailback Marcus Mason capped off a 12-play, 61-yard drive that took 7:27 off the clock, with a rush from one yard out. The Penguins had to settle for the 6-0 lead when kicker Brain Palmer pushed his PAT attempt wide right.

The Penguins were looking to extend their lead in the second quarter when ISU junior defensive tackle Jarek Thomas picked off his second pass of the season and ran it back for a 28-yard touchdown. Thomas tapped a pass by YSU quarterback Tom Zetts on 2-and-17 to himself on his way to his first career touchdown that gave the 'Birds a short-lived 7-6 lead with 9:58 remaining in the half.

YSU responded to take the lead 12-7 on the following possession when running back Monquante Gibson ran for a 17-yard touchdown. Youngstown State wasted little time as it marched down the field on a 4-play, 69-yard drive, that took just 1:38 off the clock. The Penguins failed on their second consecutive PAT when Redbird junior defensive tackle Dan Simnick reached up and blocked Palmer's attempt.

The Penguins extended their lead to 20-7 with 3:04 left in the third quarter when Mason scored on his second rushing touchdown of the game, this time from seven yards out.

The Redbirds scored their first offensive touchdown of the game and cut the YSU lead to 20-13 with 11:38 left in the fourth quarter, when senior running back Rembert scored on a rush from two yards out. ISU failed to convert on its PAT when sophomore kicker Kevin Mazur missed wide right.

#### ► SCORING SUMMARY

SCOREBOARD	1	2	3	4	FINAL
Youngstown St. (7-2)	6	6	8	7	27
ILLINOIS STATE (6-2)	0	7	0	6	13

#### FIRST QUARTER

YSU – Mason 1-yard run (kick failed), 7:27

#### SECOND QUARTER

ISU – Thomas 28-yard interception return (Mazur kick), 9:58  
YSU – Gibson 17-yard run (kick blocked), 8:09

#### THIRD QUARTER

YSU – Mason 7-yard run (Irizary pass from Zetts), 3:04

#### FOURTH QUARTER

ISU – Rembert 2-yard run (kick failed), 11:38  
YSU – Zetts 1-yard run (Palmer kick), 4:43

#### ► TEAM STATISTICS

	YSU	ISU
First Downs	24	9
Rushing Attempts-Yards	55-345	23-18
Passing	9-17-1	10-31-0
Passing Yards	93	143
Total Offense	438	161
Fumbles-Lost	1-1	0-0
Penalties-Yards	8-60	1-5
Time of Possession	37:01	22:59

#### ► INDIVIDUAL STATISTICS

RUSHING: (YSU) – Mason 34-176, Zetts 12-110, Gibson 4-33, Ison 5-26. (ISU) – R. Rice 3-17, Rembert 14-11, Drone 6-(10).

PASSING: (YSU) – Zetts 9-17-1-93. (ISU) – Drone 10-31-0-143.

RECEIVING: (YSU) – Peterson 6-66, Irizary 1-14, Mason 1-9, Berry 1-4. (ISU) – D. Passarelli 3-49, Rembert 3-15, Jackson 2-34, Rourke 1-23, Mordis 1-22.

TACKLE LEADERS: (YSU) – Cotton 2-57, Goffer 4-2-6, Griffin 4-0-4, Phelan 2-2-4, Koval 1-3-4. (ISU) – C. Siskowic 7-8-15, Stewart 4-9-13, Campbell 2-9-11, Temple 8-1-9, Caesar 4-2-6.

### #8 Illinois St. 38, Missouri St. 14

November 4, 2006 • Normal, Ill. • Hancock Stadium  
Attendance: 8,638

#### ► GAME SUMMARY

##### *Rembert's Three TDs Lead 'Birds to 38-14 Win*

NORMAL, Ill. – In what could be his final game at Hancock Stadium, running back Pierre Rembert made his Senior Day game a memorable one, as he rushed for 112 yards and three touchdowns in No. 8 Illinois State's 38-14 victory over Missouri State in the Redbirds' 2006 home finale on Saturday.

The Illinois State offense regained its swagger against the Bears, as Rembert recorded his eighth 100-yard effort of the season, one behind the school record, and junior quarterback Luke Drone connected on 19-of-26 passes, for 305 yards and two touchdowns (one rushing, one passing). The game marked the first time this season Drone passed for over 300 yards. Rembert's three rushing touchdowns give him 13 on the season and 25 for his career, moving him into sole possession of third place on the school's all-time career list.

The Redbirds scored the first points of the game just over three minutes into the game, when Rembert rushed nine yards to finish off the 7-play, 78-yard opening scoring drive.

The 'Birds pushed the lead to 14-0 with 5:02 left in the first quarter when Drone capped off an 80-yard drive by diving over center from one yard out for his second touchdown of the season. ISU started the drive on its own 20-yard line as a result of senior safety James Temple's interception in the end zone of Missouri State quarterback Tyler Horner on the Bears' opening drive.

The Redbird defense stood tall again on MSU's second possession, when junior linebacker Kyle Stewart stopped Horner on fourth-and-goal from the 1-yard line three seconds into the second quarter. The 'Birds' offense proceeded to march on a 14-play, 98-yard drive, that took 6:41 off the clock and resulted in Rembert's second rushing touchdown of the game, this time from two yards out, and gave ISU a 21-0 lead, which they took into the half.

#### ► SCORING SUMMARY

SCOREBOARD	1	2	3	4	FINAL
Missouri State (1-9)	0	0	0	14	14
ILLINOIS STATE (7-2)	14	7	14	3	38

#### FIRST QUARTER

ILS – Rembert 9-yard run (Mazur kick), 11:39  
ILS – Drone 1-yard run (Mazur kick), 5:02

#### SECOND QUARTER

ILS – Rembert 2-yard run (Mazur kick), 8:16

#### THIRD QUARTER

ILS – Rembert 5-yard run (Mazur kick), 9:40  
ILS – D. Passarelli 25-yard pass from Drone (Mazur kick), 5:26

#### FOURTH QUARTER

MSU – McIntosh 1-yard run (Stokes kick), 14:57  
ILS – Mazur 24-yard field goal, 9:24  
MSU – Nicholson 19-yard pass from Horner (Stokes kick), 5:44

#### ► TEAM STATISTICS

	MSU	ISU
First Downs	23	26
Rushing Attempts-Yards	32-136	42-222
Passing	23-37-1	19-26-0
Passing Yards	230	305
Total Offense	366	527
Fumbles-Lost	2-1	0-0
Penalties-Yards	3-35	11-85
Time of Possession	27:54	32:06

#### ► INDIVIDUAL STATISTICS

RUSHING: (MSU) – G. Davis 11-52, Horner 10-47, McIntosh 5-27, E. Davis 2-8, Cooper 4-2. (ISU) – Rembert 22-112, Blow 10-69, R. Rice 6-39, Drone 2-6, Team 2-(4).

PASSING: (MSU) – Horner 23-37-1-230. (ISU) – Drone 19-26-0-305.

RECEIVING: (MSU) – Nicholson 6-105, Geisz 4-38, Hall 3-25, McElvane 3-22, McIntosh 3-21, E. Davis 3-14, G. Davis 1-5. (ISU) – Horton 5-72, Jackson 3-48, D. Passarelli 3-40, Rourke 2-54, Robinson 2-46, Mordis 2-12, Meredith 1-19, R. Rice 1-14.

TACKLE LEADERS: (MSU) – Evans 5-3-8, Harris 3-4-7, Farrar 4-2-6, Lovely 4-2-6, Dawson 3-2-5. (ISU) – C. Siskowic 10-6-16, Stewart 3-8-11, Temple 5-3-8, Caesar 4-2-6, Kittrell 3-3-6.



## 2006 ILLINOIS STATE OPPONENTS' SCHEDULES AND RESULTS

**KANSAS STATE WILDCATS**  
**(6-4, 3-3 Big 12)**

S2	#9 ILLINOIS STATE	W, 24-23
S9	FLORIDA ATLANTIC	W, 45-0
S16	MARSHALL	W, 23-7
S23	#8 LOUISVILLE	L, 6-24
S30	at Baylor*	L, 3-17
O7	OKLAHOMA STATE*	W, 31-27
O14	#20 NEBRASKA*	L, 3-21
O21	at #24 Missouri*	L, 21-41
O28	IOWA STATE*	W, 31-10
N4	at Colorado*	W, 34-21
N11	#4 TEXAS*	7 p.m.
N18	at Kansas*	2:30 p.m.

**MURRAY STATE RACERS**  
**(1-9, 0-7 OVC)**

S2	at Missouri	L, 7-47
S9	at Tennessee State*	L, 15-25
S16	at Indiana State	W, 59-40
S23	#6 ILLINOIS STATE	L, 14-35
S30	Tennessee Tech*	L, 14-20 (ot)
O5	at Jacksonville State*	L, 17-49
O14	SAMFORD*	L, 7-33
O21	at #17 Eastern Illinois*	L, 10-20
O28	SE MISSOURI STATE*	L, 17-24
N4	at Eastern Kentucky*	L, 21-51
N18	#8 TENNESSEE-MARTIN*	1 p.m.

**WESTERN ILLINOIS LEATHERNECKS**  
**(5-5, 2-4 GFC)**

A31	MOREHEAD STATE	W, 31-6
S9	at Wisconsin	L, 10-34
S16	KENTUCKY WESLEYAN	W, 58-0
S23	at Northern Colorado	W, 42-28
S30	at Western Kentucky*	L, 35-38
O7	at #7 Southern Illinois*	L, 24-31
O14	#6 YOUNGSTOWN STATE*	L, 28-35
O21	#3 ILLINOIS STATE*	L, 14-27
O28	at #7 Northern Iowa*	W, 24-13
N4	INDIANA STATE*	W, 46-41
N11	at Missouri State*	1 p.m.

**INDIANA STATE SYCAMORES**  
**(1-9, 1-5 GFC)**

S2	at Purdue	L, 35-60
S9	at #20 Eastern Illinois	L, 21-31
S16	MURRAY STATE	L, 40-59
S23	at Northern Illinois	L, 14-48
S30	at #10 Southern Illinois*	L, 3-55
O7	at #8 Youngstown State*	L, 17-55
O14	#14 NORTHERN IOWA*	L, 14-34
O21	MISSOURI STATE*	W, 28-22
O28	at Western Kentucky*	L, 3-41
N4	at Western Illinois*	L, 41-46
N11	#7 ILLINOIS STATE*	11:05 a.m.

**CENTRAL ARKANSAS BEARS**  
**(6-3, 2-0 SLC)**

A31	vs. Henderson State	W, 39-6
S9	at #7 Illinois State	L, 3-18
S16	MISSOURI STATE	W, 16-14
S23	at Stephen F. Austin*	W, 37-35
S30	SOUTH DAKOTA	W, 24-0
O7	at South Dakota State	L, 7-20
O14	at #18 UC Davis	L, 13-33
O19	at #25 Sam Houston State*	W, 38-30
N4	SOUTHERN ARKANSAS	W, 55-21
N11	AUGUSTANA (S.D.)	1 p.m.
N18	at Georgia Southern	noon

**WESTERN KENTUCKY HILLTOPPERS**  
**(5-4, 4-2 GFC)**

S2	at #14 Georgia	L, 12-48
S9	at #23 Eastern Kentucky	L, 21-26
S16	CHATTANOOGA	W, 28-21
S30	#21 WESTERN ILLINOIS*	W, 38-35
O7	#6 ILLINOIS STATE*	L, 27-28
O14	at Missouri State*	W, 17-14
O21	at #13 Southern Illinois*	W, 27-24
O28	INDIANA STATE*	W, 41-3
N4	at #14 Northern Iowa*	L, 20-31
N11	#6 YOUNGSTOWN STATE*	4 p.m.
N18	AUSTIN PEAY	4 p.m.

**YOUNGSTOWN STATE PENGUINS**  
**(7-2, 4-1 GFC)**

A31	SLIPPERY ROCK	W, 51-21
S9	MAINE	W, 34-14
S16	at #25 Penn State	L, 3-37
S23	#16 UC-DAVIS	W, 38-24
S30	at Missouri State*	W, 37-10
O7	INDIANA STATE*	W, 55-17
O14	at Western Illinois*	W, 35-28
O21	#14 NORTHERN IOWA*	L, 23-31
O28	at #3 Illinois State*	W, 27-13
N4	#12 SOUTHERN ILLINOIS*	W, 31-24
N11	at Western Kentucky*	4 p.m.

**NORTHERN IOWA PANTHERS**  
**(6-3, 4-1 GFC)**

A31	at Drake	W, 48-7
S9	NORTH DAKOTA	L, 31-35
S16	SOUTH DAKOTA STATE	W, 27-17
S30	at Iowa State	L, 27-28
O7	MISSOURI STATE*	W, 38-7
O14	at Indiana State*	W, 34-14
O21	at #5 Youngstown State*	W, 31-23
O28	WESTERN ILLINOIS*	L, 13-24
N4	WESTERN KENTUCKY*	W, 31-20
N11	at #14 Southern Illinois*	3 p.m.
N18	#7 ILLINOIS STATE*	4:35 p.m.

**EASTERN ILLINOIS PANTHERS**  
**(6-4, 5-1 OVC)**

S2	at Illinois	L, 17-42
S9	INDIANA STATE	W, 31-21
S16	at #7 Illinois State	L, 30-44
S23	at Samford*	W, 24-13
S30	at Hawai'i	L, 9-44
O7	SE MISSOURI STATE*	W, 21-0
O14	at Eastern Kentucky*	W, 28-21
O21	MURRAY STATE*	W, 20-10
O28	at #12 Tennessee-Martin*	L, 9-15
N4	TENNESSEE STATE*	W, 29-3
N11	at Tennessee Tech*	1:30 p.m.
N18	JACKSONVILLE STATE*	1:30 p.m.

**SOUTHERN ILLINOIS SALUKIS**  
**(6-3, 3-3 GFC)**

A31	LOCK HAVEN	W, 49-0
S16	at Indiana	W, 35-28
S23	at Arkansas-Pine Bluff	W, 48-16
S30	INDIANA STATE*	W, 55-3
O7	WESTERN ILLINOIS*	W, 31-24
O14	at #5 Illinois State*	L, 10-37
O21	WESTERN KENTUCKY*	L, 24-27
O28	at Missouri State*	W, 27-17
N4	at #7 Youngstown State*	L, 24-31
N11	#12 NORTHERN IOWA*	3 p.m.
N18	SOUTHERN UTAH	3 p.m.

**MISSOURI STATE BEARS**  
**(1-8, 0-5 GFC)**

S2	at Oklahoma State	L, 10-52
S9	SOUTHWEST BAPTIST	W, 45-14
S16	at Central Arkansas	L, 14-16
S23	SAM HOUSTON STATE	L, 17-20
S30	#8 YOUNGSTOWN STATE*	L, 10-37
O7	at #14 Northern Iowa*	L, 7-38
O14	WESTERN KENTUCKY*	L, 14-17
O21	at Indiana State*	L, 22-28
O28	#19 SOUTHERN ILLINOIS*	L, 17-27
N4	at #8 Illinois State*	L, 14-38
N11	WESTERN ILLINOIS*	1 p.m.