



Redbird Football

GAME NOTES

Contact: Todd Kober, Assistant Athletics Director/Media Relations • 309/438-3805 • Fax: 309/438-5634 • Cell: 309/310-7112 • gtkober@ilstu.edu

GAME #12

2006 NCAA Division I Football Championship



#11 Illinois State (8-3) **AT** #14 Eastern Illinois (8-4)

WHEN: Saturday, Nov. 25, 2006

WHERE: O'Brien Stadium • Charleston, Ill.

TIME: 1 p.m.

FORECAST: Sunny • High 49° • 10% chance of rain

RADIO

Redbird Radio Network

- ▶ Greg Halbleib, play-by-play
- ▶ Ted Schmitz, color analyst
- ▶ Bruce Evans, sideline
- ▶ L.A. Decker, studio host

TELEVISION

None

GoREDBIRDS.COM

THE GAME FACTS

- ▶ Today's game renews the oldest rivalry in the state of Illinois and the 13th longest in I-AA. ISU and Eastern Illinois have played 94 times, with the first game being played in 1901. The series record stands at 48-37-9 with the advantage to the Redbirds.
- ▶ Earlier this season, ISU and EIU played each other for the first time in the history of the series where both teams were nationally ranked. Today's meeting is the first ever in the post-season.
- ▶ Eastern Illinois has lost its last seven playoff games, including the last three (2001, 2002 and 2005) to members of the Gateway Football Conference
- ▶ Illinois State is going for its second-highest win total in the 111 years of the program. A victory today would give ISU nine wins on the season, which would only trail the 11 victories in 1999.
- ▶ The last time Illinois State played a team twice during the course of a season was in 1943, when the Redbirds took a pair of games from crosstown school Illinois Wesleyan.
- ▶ Running back Pierre Rembert needs 55 yards to post the highest single-season rushing total in Illinois State history, topping the school record of 1,561 yards currently held by Toby Davis (1992).

2006 EASTERN ILLINOIS SCHEDULE

S2	at Illinois	L, 17-42
S9	INDIANA STATE	W, 31-21
S16	at #7 Illinois State	L, 30-44
S23	at Samford*	W, 24-13
S30	at Hawai'i	L, 9-44
O7	SE MISSOURI STATE*	W, 21-0
O14	at Eastern Kentucky*	W, 28-21
O21	MURRAY STATE*	W, 20-10
O28	at #12 Tennessee-Martin*	L, 9-15
N4	TENNESSEE STATE*	W, 29-3
N11	at Tennessee Tech*	W, 38-14
N18	JACKSONVILLE STATE*	W, 28-24
N25	#11 ILLINOIS STATE	1 p.m.

THE COACHES

ILLINOIS STATE

Denver Johnson is in his seventh season at Illinois State and owns a 40-38 (.513) overall record with the Redbirds. Prior to guiding the 'Birds, Johnson was the head coach at Murray State where he compiled a 21-12 mark. Johnson, 48, is a 1981 graduate of Tulsa and his 10-year head coaching record stands at 61-50 (.550). He is 8-1 against Eastern Illinois.

EASTERN ILLINOIS

Due to a medical condition, Bob Spoo (Purdue '60) has not been on the sideline this season. As a result, assistant head coach Mark Hutson (Oklahoma '89) has taken the game-day controls for the Eastern Illinois program. This season, Hutson led the Panthers to a share of the Ohio Valley Conference title and an 8-4 record. He is 0-1 against Illinois State.

ILLINOIS STATE SEASON SCHEDULE/RESULTS

Date	Opponent	Location	Result/Time	Notes
Sept. 2	at Kansas State	Manhattan, Kan.	L, 23-24	K-State held to 44 yards rushing, but ISU's special team miscues costly.
Sept. 9	CENTRAL ARKANSAS	Normal, Ill.	W, 18-3	ISU offense stalls in the red zone with four field goals; Robinson sits.
Sept. 16	#18 EASTERN ILLINOIS	Normal, Ill.	W, 44-30	ISU rallied from 10-0 deficit with 23 second-quarter points.
Sept. 23	at Murray State	Murray, Ky.	W, 35-14	Redbirds out gained Racers 186-28 on the ground.
Oct. 7	at Western Kentucky [^]	Bowling Green, Ky.	W, 28-27	'Toppers miss a 19-yard field goal with 4:03 left in the game.
Oct. 14	#7 SOUTHERN ILLINOIS [^]	Normal, Ill.	W, 37-10	Redbirds roll off 30 unanswered points; ISU posts 499 offensive yards.
Oct. 21	at Western Illinois [^]	Macomb, Ill.	W, 27-14	Rembert rushes for 230 yards as 'Birds rally from 14-3 deficit.
Oct. 28	#10 YOUNGSTOWN STATE [^]	Normal, Ill.	L, 13-27	Penguins out rush Redbirds 345-18; Drone 10-for-31 passing.
Nov. 4	MISSOURI STATE [^]	Normal, Ill.	W, 38-14	Drone passes (19-of-26) for 305 yards; Rembert rushes for three TDs.
Nov. 11	at Indiana State [^]	Terre Haute, Ind.	W, 42-20	Redbirds run away in fourth quarter with 21 unanswered points.
Nov. 18	at #20 Northern Iowa [^]	Cedar Falls, Iowa	L, 27-38	UNI scores 14 points off three Redbird turnovers.
Nov. 25	at #14 Eastern Illinois	Charleston, Ill.	1 p.m.	Redbirds have won last four meetings in Illinois' longest series.

[^] Gateway Football Conference game; All times Central.

ILLINOIS STATE MEDIA RELATIONS

Assistant AD/Media Relations	Todd Kober
Office Phone	309/438-3805
Home Phone	309/454-3048
Cell	309/310-7112
E-mail	gtkober@ilstu.edu
Fax	309/438-5634
Graduate Assistant	Mike Williams
Office Phone	309/438-3598
Cell	309/275-6386
E-mail	mcwilli2@ilstu.edu

INTERVIEW PROCEDURES

Postgame interviews following home contests are conducted in the team room (second floor) of the Kaufman Football Building. A golf cart is available to transport representatives from the visiting team to the interview area. TV lighting is also provided. After road games, representatives will be brought to a designated area. The locker room is closed at all times.

WEEKLY MEDIA LUNCHEON

✓ Tuesday, August 29 at noon
Tuesday, September 5 at noon (CANCELLED)
✓ Tuesday, September 12 at noon
✓ Tuesday, September 19 at noon
✓ Tuesday, September 26 at noon
✓ Tuesday, October 3 at noon
✓ Tuesday, October 10 at noon
✓ Tuesday, October 17 at noon
✓ Tuesday, October 24 at noon
✓ Tuesday, October 31 at noon
✓ Tuesday, November 7 at noon
✓ Tuesday, November 14 at noon
Tuesday, November 21 at noon

GAME WEEK

A quick look at Illinois State's media availability on game week. All appointments can be made through the media relations office (309) 438-3805.

Monday	Tuesday	Wednesday	Thursday	Friday
Off Day	Media Luncheon	GFC Teleconference (10-10:40 a.m.)	No pre-practice camera opportunities	No availability
Denver Johnson Radio Show at Schooners 6-7 p.m.	Kaufman Football Building - noon	Practice open to cameras for first 15 minutes	Coach Johnson available after practice (approx. 6:15 p.m.)	
	Practice open to cameras for first 15 minutes	Players/Coaches available after practice (approx. 6:15 p.m.)		
	Players/Coaches available after practice (approx. 6:15 p.m.)			

WEEKLY MEDIA LUNCHEON

Each Tuesday during the season, Illinois State hosts a media luncheon in the team room of the Kaufman Football Building. The luncheon begins at noon, with comments from two selected players representing both the offense and defense. Following the student-athletes, head coach Denver Johnson will address the media. Video and audio from the press conference will be available on the web at GoRedbirds.com before 5 p.m. on Tuesday. If you would like to receive the quotes via e-mail, please contact the Illinois State Athletics Media Relations Office at gtkober@ilstu.edu prior to the press conference.

CREDENTIALS


Credentials (game and parking) can be obtained by contacting the Athletics Media Relations Office, Campus Box 7130, Normal, Ill., 61790-7130. Requests must be received on official letterhead at least two days prior to the game. Passes that are not mailed will be available at the Will Call window (Gate 4) 90 minutes before kickoff.

PRACTICE

Most practices are open to the media (approximately 3:30-6 p.m.), but only the first 15 minutes of Tuesday through Thursday practices are available to photographers. For all other media, it is recommended that an advance call be made to the media relations office to check on the status of practice for a particular day.

INTERVIEWS

- Head Coach Denver Johnson will do general interviews following practice on Tuesday-Thursday. All other requests for interviews must be submitted to the media relations office at least 24 hours prior to the scheduled interview.
- Assistant Coaches: Arrangements should be made through the media relations office. Most interviews will be conducted after practice Tuesday-Thursday.
- Players: All interviews with players will take place at the media luncheon or after practice on Tuesday and Wednesday. Media should request players at least 24 hours in advance. Players who attend the Tuesday luncheon will not be available following practice that day.
- Post-game: The Illinois State locker room is closed at all times. Head coach Denver Johnson and requested players will be brought to the designated interview area. At home, the post-game media conference will take place in the team room of the Kaufman Football Building, located in the northeast corner of Hancock Stadium. The media should enter through the west doors and travel up the two flights of stairs to the conference area.



SCOUTING EASTERN ILLINOIS

- Eastern Illinois is located in Charleston, Ill., and has an enrollment of 12,129. The Panthers are members of the Ohio Valley Conference and were members of the Gateway Football Conference from 1985-95.
- The Panthers have been to the NCAA I-AA Playoffs 11 times in school history, including five of the last seven years.
- Like the Redbirds, Eastern Illinois earned an at-large bid to the 2006 NCAA Division I Football Championship.
- Running back Vincent Webb was the OVC's second leading rusher with 112.58 yards per game. He also ranked No. 15 nationally and rushed for 107 yards against the Redbirds earlier this season.
- The top tacklers in the OVC and the Gateway will be on hand in today's game. Donald Thomas led the Ohio Valley with 10.17 tackles per game and ranks No. 20 nationally, while ISU's Cameron Siskowic is second in the nation with 11.8 stops per contest.
- When the Redbirds and Panthers met in September, Mike Donato was managing the Eastern Illinois offense. Since that game, Cole Stinson, a transfer from Ball State, has assumed the quarterbacking duties. Stinson is second in the OVC in passing efficiency with a 122.31 rating.
- Wide receiver Micah Rucker, who scored two touchdowns during the game in September, led the Ohio Valley in receiving yards per game with 80.5 and ranked sixth in catches per game with 4.1.
- EIU's defense ranks No. 54 nationally in total defense with 333.33 yards per game, but the Panthers have not gotten a lot of penetration at the line. EIU ranks No. 105 nationally in sacks with 1.08 per game and No. 102 in tackles for loss with 4.42 per game. The Panthers are also No. 100 in passing defense with 213.42 yards per game.
- The Panthers average 369.5 yards of total offense per game, which led the OVC and ranks No. 21 nationally. The bulk of the offense comes from the running game which averages 198.17 yards per outing.

PANTHER PONDERINGS

- ISU head coach Denver Johnson and EIU assistant head coach Mark Hutson's paths have crossed more than once in their time in college football, even though they were never in the same place at the same time. Hutson was a two-time All-America at Oklahoma from 1985-88, while Johnson served as an assistant coach for the Sooners in 1996. The two also have ties to Murray State, as Hutson served as an assistant there from 1993-96, just one year before Johnson became the head coach in 1997. Lastly, both had careers in the NFL, with Johnson playing for the Tampa Bay Buccaneers (1981-82) and Hutson playing for the Dallas Cowboys (1988-89).
- EIU assistant coach Shannon Jackson played against Illinois State as a defensive lineman for Indiana State, where he was a two-time all-American and Gateway All-Conference selection from 1996-99. After his playing days, Jackson was served coaching staff at Indiana State from 2000-04 before moving to EIU.
- EIU defensive assistant Forrest Jackson lettered at Illinois State in 1998 before transferring to West Georgia.
- Former Illinois State basketball star Chad Altadonna is an assistant on the EIU men's basketball team, while the Panthers' women's track and field coach and senior women's administrator, Mary Wallace, used to be the throws coach at Illinois State.
- Eastern Illinois' Trent Steckel and ISU's Kevin Brockway played high school football together at Crystal Lake South High School in Crystal Lake, Ill.
- EIU's R.J. Meyers and ISU's Bert Whigham and Jason Tate are all from Lake Mary, Fla.
- The Redbirds' Jake Rourke and Kevin Daley (Chatham Glenwood) and EIU's Jon Rueter and Ademola Adeniji (Lanphier) face off tonight as they used to in high school in the Central State Eight Conference.
- ISU's Bill Hronec and EIU's John Coci are both from Evergreen Park, Ill., and played high school football at Chicago Mt. Carmel High School. The Redbirds' Niall Campbell also played at Mt. Carmel.
- ISU's Laurént Robinson (Sr.), Jesse Caesar (Jr.) and EIU's Rashad Haynes (So.) are all from Rockledge, Fla., and graduated from Rockledge High School.
- Illinois State's James Stevenson III and EIU's Jeff Sobol both transferred to their respective schools from Illinois.
- ISU's Alex Filin and EIU's Adam Parsill were teammates at Niles West High School in Skokie, Ill.

CLEANING THE STATE

With the Redbirds' 27-14 win over Western Illinois, it gave Illinois State its first sweep of Illinois' Division I Football Championship Subdivision schools since the 2000 season. Earlier this season, the 'Birds downed Southern Illinois, 37-10, and defeated Eastern Illinois, 44-30. A Redbird victory today would give Illinois State four wins over schools from the state of Illinois for the first time since 1968 when ISU downed Illinois Wesleyan, Illinois-Chicago, Eastern Illinois, Western Illinois and Bradley.

REMBERT'S RAVE REVIEWS

Through 11 games, his first as ISU's featured running back, Pierre Rembert has gotten two thumbs up. With 137.0 rushing yards per game, Rembert ranks No. 5 nationally among running backs. He has also eclipsed the 1,500-yard mark for the season, becoming only the second running back to do so in Illinois State history. Rembert now needs 55 yards to become the Redbirds' all-time, single-season rusher topping Toby Davis, who rushed for 1,561 yards in 1992.

THE TALE OF THE TAPE

	ILS	EIU
Record	8-3	8-4
Points	30.2	23.7
Points Allowed	20.1	20.9
First Downs	225	226
Rushing Yards	168.9	198.2
Rushing Defense	150.3	119.9
Passing Yards	235.9	171.3
Passing Defense	201.6	213.4
Total Offense	404.8	369.5
Total Defense	351.9	333.3
Interceptions	14-188	13-144
Punt Return Avg.	6.8	4.4
Kickoff Return Avg.	20.0	19.1
Fumbles Lost	4	6
Penalties	51-453	65-625
Field Goals	10-17	10-16

'BIRD BESTS vs. EASTERN ILLINOIS

INDIVIDUAL*

Rushing Yards	237, Bruce Cullen, 10-18-69
Rushing TDs	4, Toby Davis, 9-26-92
Passing Yards	288, Luke Drone, 9-16-06
Completions	24, Kevin Zouzounis, 9-28-02
TD Passes	4, John Coppens, 10-6-84
Receptions	9, Clarence Collins, 9-4-82
Receiving Yards	147, Vic Northern, 9-29-90
Receiving TDs	3, Dave Wilson, 10-6-84
Tackles	18, Duane Butler, 10-28-95
Tackles for Loss	4, Tony Jones, 9-29-90
Sacks	3, twice: last by Ray Robinson, 9-20-03
Interceptions	4, Andy Fladung, 10-10-81
Longest FG	47, twice: last by Stephen Carroll, 9-20-03

TEAM*

Most Points	48, 9-26-92
Fewest Points	0, four times: last 10-11-79
Most Points Allowed	45, 9-28-02
Fewest Points Allowed	0, 12 times: last 9-3-77

*modern era (1936 and later)

THE REDBIRD CAREER RECORD BOOK**ISU Career Rushing**

1. Toby Davis (1989-92)	3,702
2. Willie Watts (1998-01)	3,210
3. Ron Bell (1970-72)	2,830
4. Larry Spinks (1973-76)	2,523
5. Bill Fenn (1978-80)	2,372
6. Pierre Rembert (2005-)	2,308

ISU Career Rushing TDs

1. Toby Davis (1989-92)	37
2. Willie Watts (1998-01)	28
3. Pierre Rembert (2005-)	27

ISU Career 100-Yard Rushing Games

1. Toby Davis (1989-92)	17
2. Willie Watts (1998-01)	15
3. Pierre Rembert (2005-)	13

ISU Career Passing

1. Kevin Glenn (1997-00)	8,251
2. John Coppens (1981-84)	6,238
3. Luke Drone (2004-)	5,535

ISU Career Completions

1. Kevin Glenn (1997-00)	663
2. John Coppens (1981-84)	554
3. Luke Drone (2004-)	386

ISU Career TD Passes

1. Kevin Glenn (1997-00)	62
2. John Coppens (1981-84)	49
3. Luke Drone (2004-)	41

ISU Career Receptions

1. Laurént Robinson (2003-)	180
2. Rickey Garrett (1996-99)	177

ISU Career Receiving Yards

1. Laurént Robinson (2003-)	2,863
2. Rickey Garrett (1996-99)	2,719

ISU Career TD Receptions

1. Laurént Robinson (2003-)	27
2. Rickey Garrett (1996-99)	22

ISU Consecutive Games with a Catch

1. Laurént Robinson (2003-)	33
2. Vito Golson (1999-02)	29

ISU 100-Yard Career Receiving Games

1. Laurént Robinson (2003-)	9
— Rickey Garrett (1996-99)	9

ISU Career Total Offense Yards

1. Kevin Glenn (1997-00)	8,812
2. John Coppens (1981-84)	5,881
3. Luke Drone (2004-)	5,648

ISU Career All-Purpose Yards

1. Toby Davis (1989-92)	4,363
2. Willie Watts (1998-01)	3,940
3. Larry Spinks (1973-76)	3,499
4. Vic Northern (1987-90)	3,256
5. Aveion Cason (1998-99)	3,153
6. Kevin Jones (1980,82-84)	3,094
7. Ron Bell (1970-72)	2,972
8. Keith Goodnight (1992-95)	2,877
9. Laurént Robinson (2003-)	2,868
10. Pierre Rembert (2005-)	2,737

ISU Career Tackles

1. Boomer Grigsby (2001-04)	580
2. Galen Scott (1997-00)	579
3. Wilbert Brown (1988-91)	470
4. Chris Stevens (1992-95)	443
5. Ryan Szokola (1997-00)	397
6. Cameron Siskowic (2003-)	370

TURNOVER TURNAROUND

Heading into the regular season finale, the Redbirds hadn't committed a turnover in over five games. That all changed at Northern Iowa as ISU committed a season high four turnovers. The Redbirds only have 10 turnovers on the season and rank tied for 13th nationally in turnover margin at +.82.

OWNING THE OVC

Including the pair of wins this season over Eastern Illinois and Murray State, the Redbirds have six-straight wins against Ohio Valley Conference opponents. ISU has not lost to an OVC opponent since 2002 when EIU defeated ISU 45-10 in Charleston, Ill., on September 28.

RARELY ARE THE SEQUELS AS GOOD AS THE ORIGINALS

The Redbirds and the Panthers will have their work cut out for them to top the game played between the two teams earlier the season at Hancock Stadium. ISU and EIU combined for 74 points, 10 touchdowns and 758 yards of total offense.

RE-RUNS ARE A RARITY

The Redbirds have not played a team twice in the same season since 1943, when ISU defeated Illinois Wesleyan 6-0 on October 23 and again on November 20, by a score of 12-6.

SIMPLY THE BEST

There isn't much doubt that Laurént Robinson is the best receiver to ever play at Illinois State. Robinson continued his takeover of the ISU record books at Indiana State. With his six-catch, 169-yard effort, Robinson became the all-time catch leader in ISU history and the leader in all-time receiving yards. The senior wideout now has 180 catches for 2,863 yards.

IT TAKES TWO TO TACKLE

Pairs are definitely needed to perform the tango, but for linebackers Cameron Siskowic and Kye Stewart they prefer to tackle. The tandem doesn't need each other to get it done either, but they do compliment each other pretty well. Siskowic has notched 130 tackles on the season and is second in the Division I Football Championship Subdivision with 11.8 tackles per game. Stewart has also gone over the century mark in stops with 115, which ranks second in the conference and No. 4 nationally. With two tacklers each posting over 100 wrap-ups, Siskowic and Stewart become the first duo since Boomer Grigsby and Gean Gilot to accomplish the feat since 2003.

ROAD WARRIORS

The Redbirds own a 4-2 record on the road this season and dating back to last season, ISU boasts a 6-2 record in its last eight road games.

ROBINSON RETURNS; COLLECTS NO. 33

Reigning Gateway Football Conference Offensive Player of the Year Laurént Robinson returned to the Redbird line-up in the last three games. Robinson has responded with at least one catch in each game, which extended his school record of consecutive games played with a reception to 33.

BEND DON'T BREAK

The Redbird defense is allowing 351.9 yards per game, which ranks No. 4 among Gateway teams, but ISU opponents haven't been able to convert them into points. On the season, ISU is allowing the second-best league average with 20.1 points per game, which also ranks No. 32 nationally. The 'Birds have allowed 14 touchdowns in 33 red-zone trips (42 percent).

DRONE: A WORKER QB

Not only is quarterback Luke Drone a hard-worker, he is also efficient. In fact, he's the most efficient quarterback the Redbirds have ever had. For his career, Drone has posted a passing efficiency rating of 152.8, which is 25 points higher than the next highest ISU quarterback. His efficiency rating (152.83) this season is second in conference and ranks No. 10 in the Division I Football Championship Subdivision.

GUNNIN' 'EM DOWN

Cameron Siskowic is showing why he was named a Buck Buchanan Award watch list member in 2006, as the senior linebacker ranks second the nation in tackles. The San Diego, Calif., native is on pace to lead the Gateway Football Conference in tackles for the second straight season. As a result, Siskowic has totaled 370 tackles in his career at Illinois State, which ranks sixth in school history. He is only the 12th player in ISU history to total 300 or more tackles in a career.

GETTING YOUR PICKS ON ROUTE 66

With Hancock Stadium located just off nostalgic Route 66, the Redbird defense has been getting their kicks in 2006. Through 11 games, the 'Birds have intercepted 14 passes, which is tied for the 15th best team total in the Division I Football Championship Subdivision. The kicker is that the Redbirds have the most interceptions since 1989.

NINE WOULD BE FINE

With a victory today, Illinois State would earn its ninth win of the season. The ninth victory would mark the second-highest win total in the 111-year history of the Illinois State football program. The nine wins would only trail the 11-3 campaign of 1999.

REMBERT'S DOUBLY GRAND

Running back Pierre Rembert had already eclipsed the 1,000-yard rushing milestone this season and at Indiana State, he surpassed 2,000 career rushing yards for his career. ISU's offensive workhorse now has 1,507 yards on the season on 304 attempts with 15 touchdowns. It is only the 12th time the 'Birds have had a 1,000-yard rusher in a season, but the fifth in the last seven years. Rembert's 2,308 career rushing yards rank No. 6 all-time.

THE I-PASS

The Redbird offense won't necessarily help at the toll booths, but it has been blowing through Gateway football stadiums with regularity the last three seasons. The Redbirds lead the Gateway with 235.9 passing yards per game. If ISU can stay on top in that category, it would mark the third straight season in which the Redbirds have led the conference in passing offense. The 'Birds would only be the third team to accomplish the feat, joining Northern Iowa and Western Illinois.

APPLYING THE FULL NELSON

That's exactly what sophomore free safety Tom Nelson has been doing to opposing quarterbacks this season, as he has picked off four passes this season. The 2005 Gateway Freshman of the Year leads the Redbirds in picks and ranks tied for No. 28 in the nation with 0.36 interceptions per game.

DOUBTING THOMAS

Lined up at the defensive tackle position, there is reason to be skeptical that Illinois State's Jarek Thomas has two interceptions on the year. But, it's true. Thomas' two interceptions are the most by a Redbird defensive lineman since 1974, when Rick Spain also snagged a pair of passes. Thomas intercepted a shovel pass against Central Arkansas, but later in the season he got the ultimate defensive lineman's dream with an interception returned for a touchdown against Youngstown State.

ACTION JACKSON

Despite having all-American wide receiver Laurént Robinson hobbled with an ankle injury, senior Pierre Jackson has emerged as an alternative deep threat for the Redbirds. "Jelly" has notched three 100-yard receiving games this season and leads the team with 43 catches for 739 yards. He has also added a team-high six receiving touchdowns.

MOVING THE CHAINS

The Redbird offense has taken advantage of every down this season, especially third down. In 148 attempts on third down, Illinois State has converted 75 of them, or 51 percent. The Redbird success rate on third down ranks as the fourth best in the Division I Football Championship Subdivision. As a result, the 'Birds have collected 225 first downs on the season.

REMBERT RUNNING WITH REGULARITY

In 10 of the 11 games this season, including the first seven straight, Illinois State running back Pierre Rembert has rushed for 100 yards or more. With his streak of seven straight games to start the season, Rembert compiled the longest such string of 100-yard rushing games in ISU history, bettering the old mark by three games. His 10, 100-yard rushing games also sets the school standard for the most in a single season.

WHICH 'BIRD WILL GET THE FIFTH

When Brent Hawkins claimed the 2005 Gateway Defensive Player of the Year award, it marked the fourth straight by a Redbird player (Boomer Grigsby won the award in 2002, 2003 and 2004) and tied the league record for consecutive league MVPs with Northern Iowa (1991-94). Both Cameron Siskowic and Kye Stewart hope to extend that ISU streak as the conference's top two tacklers.

MOVIN' ON UP

In just his second season as a starter, Luke Drone is starting to creep up the charts in the ISU record book. With 5,535 career passing yards, Drone is in sole possession of the No. 3 spot on the all-time ISU passing list. He is now chasing John Coppens (1981-84) and needs 704 yards to move into second. He is also chasing Coppens in career completions. Drone has 386 in his career and needs 169 to move into second place in ISU history.

ALL-AMERICA U

ISU has produced at least one all-American player in 20 of its last 23 seasons. Over the last seven seasons, 27 players from 11 different positions have been honored. Laurént Robinson, Brent Hawkins, Stafford Davis and Cameron Siskowic were all consensus selections in 2005.

THE START CHART**Offense**

	2006	Current	Steak	Career
Robinson (WR)	7	3		35
Downing (OL)	11	12		32
Mordis (TE)	11	13		29
Wiggins (OL)	11	26		26
Drone (QB)	11	22		22
Jackson (WR)	11	17		21
Rembert (TB)	10	0		15
Niklasch (OL)	11	11		12
Hartman (OL)	0	0		11
Horton (WR)	4	0		10
Joyce (OL)	9	9		9
Meredith (TE)	8	2		8
St-Pierre (OL)	7	7		7
Madsen (OL)	4	0		4
R. Rice (TB)	1	1		3
Lyon (OL)	2	0		2
Joynt (TE)	2	0		2
D. Passarelli (WR)	1	0		1

Defense

Martindale (DT)	11	34		43
Temple (DB)	11	33		36
C. Siskowic (LB)	10	10		31
Caesar (DB)	11	20		26
Campbell (LB)	10	10		23
Stewart (LB)	10	8		23
Nelson (FS)	11	22		22
Thomas (DT)	10	3		21
Kittrell (DB)	11	11		14
Stevenson (DE)	5	0		9
N. Passarelli (DB)	0	0		7
R. Tate (DL)	7	2		7
Blankenship (DL)	4	4		4
Simmick (DL)	3	0		3
Hunter (DL)	2	0		2
Filin (DL)	2	0		2
Cucci (LB)	1	0		1
Hawkins	1	0		1
Hronec (LB)	1	0		1
Lagrone (CB)	0	0		1

RED ZONE

	ISU	Opp.
at Kansas St.	4-4 (3 TDs, FG)	2-4 (2 FGs)
C. Arkansas	4-5 (4 FGs)	1-2 (FG)
E. Illinois	4-4 (3 TDs, FG)	4-4 (3 TDs, FG)
at Murray St.	4-5 (4 TDs)	1-1 (TD)
at Western Ky.	4-4 (4 TDs)	3-4 (TD, 2 FGs)
S. Illinois	4-6 (3 TDs, FG)	2-3 (TD, FG)
at W. Illinois	5-6 (3 TDs, 2 FGs)	2-2 (2 TDs)
Y'stown St.	1-1 (TD)	4-5 (4 TDs)
Missouri St.	5-6 (4 TDs, 1 FG)	2-5 (2 TDs)
at Indiana St.	4-5 (4 TDs)	2-3 (TD, FG)
at N. Iowa	3-4 (3 TDs)	3-4 (2 TDs, FG)

POINTS OFF TURNOVERS

	ISU	Opp.
at Kansas St.	3	11
C. Arkansas	0	0
E. Illinois	17	7
at Murray St.	14	0
at Western Ky.	0	3
S. Illinois	3	0
at W. Illinois	0	0
Y'stown St.	7	0
Missouri St.	14	0
at Indiana St.	0	0
at N. Iowa	0	14

THE REDBIRD SEASON RECORD BOOK**ISU Season Rushing**

1. Toby Davis (341-1561) - 1992	1,561
2. Pierre Rembert (304-1507) - 2006	1,507

ISU Season Rushing Attempts

1. Toby Davis (341-1561) - 1992	341
2. Pierre Rembert (304-1507) - 2006	304

ISU Season Rushing TDs

1. Toby Davis (341-1561) - 1992	20
2. Pierre Rembert - 2006	15

ISU Season Passing Completions

1. Kevin Glenn (249-407-11) - 1998	249
2. Luke Drone (214-332-12) - 2005	214
Lester Anderson (214-384-10) - 1996	214
4. Yance Vaughan (204-401-21) - 2004	204
5. Kevin Glenn (191-361-13) - 1997	191
6. Danny Barnett (190-311-7) - 1993	190
7. Dusty Burk (174-275-10) - 1999	174
8. Mike Souza (172-334-14) - 2003	172
9. Luke Drone (171-289-5) - 2006	171

ISU Season Passing Yards

1. Kevin Glenn (249-407-11) - 1998	3,037
2. Luke Drone (214-332-12) - 2005	2,930
3. Luke Drone (171-289-5) - 2006	2,595

ISU Season TD Passes

1. Kevin Glenn - 1998	26
2. Luke Drone - 2005	22
3. Luke Drone - 2006	19

ISU Season Pass Completion Percentage

1. Luke Drone (214-332-12) - 2005	64.5
2. Dusty Burk (174-275-10) - 1999	63.3
3. Kevin Glenn (249-407-11) - 1998	61.2
4. Danny Barnett (190-311-7) - 1993	61.1
5. Luke Drone (171-289-5) - 2006	59.2

ISU Season Passing Efficiency

1. Luke Drone (214-332-12) - 2005	153.2
2. Luke Drone (171-289-5) - 2006	152.8

TRANSFERABLE

Since 1993, when the NCAA rules changed to allow players immediate eligibility at the I-AA level, Illinois State has had 44 players transfer from I-A schools. ISU's I-A transfers on this year's roster include: Alan Abrams (RB, Ole Miss); Adam Blankenship (DL, Nebraska); Pierre Jackson (WR, Minnesota); Brandon Joyce (OL, Indiana); Dan Passarelli (WR, Northern Illinois); Pierre Rembert (RB, Michigan); Cameron Siskowic (LB, Washington St.); Jonathan St-Pierre (OL, Miami (Fla.)) and James Stevenson III (DL, Illinois).

MEN OF HONOR

The Redbird football team concluded the spring semester with 35 players on the AFNI Athletics Honor Roll, a new team record. The Redbirds also compiled a 2.68 grade point average for the semester, which was the highest team GPA by the football team in over a decade.

40 DAYS AND 40 NIGHTS

Actually it is a little less than 67 days – that's how many straight 24-hour days a person would have to work to equal the 1,595 community service hours that the Illinois State football team put in last academic year. Typically, the goal for the entire athletic department is 1,000, but the Redbird gridders put in 1,595 hours themselves.

SOMEBODY'S WATCHING

For the fifth straight season, the Illinois State football team has had some of its members under a watchful eye. This season, both Pierre Rembert and Cameron Siskowic have been put on watch. Siskowic has been on the 2006 Buck Buchanan Award watch all season, after finishing as a finalist for the top defensive honor in the Division I Football Championship Subdivision. Rembert, on the other hand, was added to the 2006 Walter Payton Award watch list on the final revision, which was announced on Monday.

LOVE 'BIRDS

Prior to the start of fall camp, senior offensive lineman Janiah Downing proposed to his girlfriend, Illinois State volleyball player Lindley McDavid. The proposal was accepted and continued a string of Redbird football-volleyball romances. In July a pair of recent graduates, former Redbird fullback Kevin Kreger and former setter Kelly Rikli, were married, while ISU offensive coordinator Justin Fuente and his wife, Jenny, the Redbirds' assistant head volleyball coach, celebrated their first wedding anniversary.

ILLINOIS STATE STARTERS GAME-BY-GAME

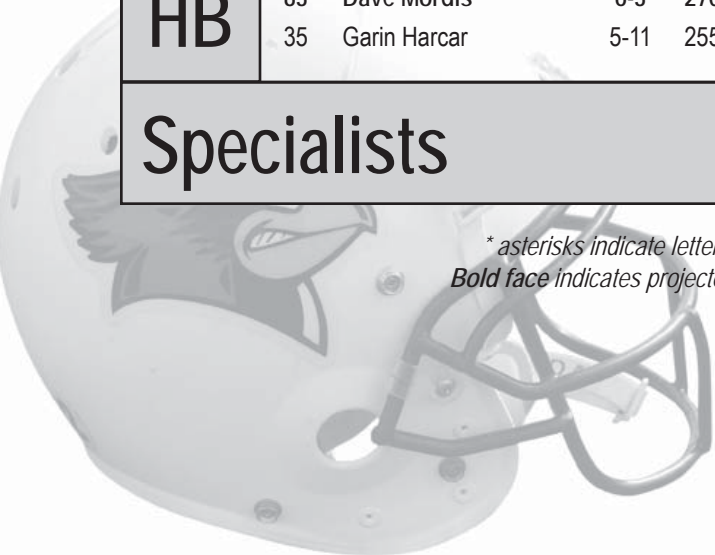
OFFENSE	WR	LT	LG	C	RG	RT	TE	TB	HB	QB	WR
at Kansas St.	Robinson	Wiggins	Niklasch	Madsen	Downing	Lyon	Meredith	Rembert	Mordis	Drone	Jackson
C. Arkansas	Horton	Wiggins	Niklasch	Madsen	Downing	Lyon	Meredith	Rembert	Mordis	Drone	Jackson
E. Illinois	Horton	Wiggins	Niklasch	Madsen	Downing	Joyce	Joynt	Rembert	Mordis	Drone	Jackson
at Murray St.	Robinson	Wiggins	Niklasch	Madsen	Downing	Joyce	Joynt	Rembert	Mordis	Drone	Jackson
at Western Ky.	Robinson	Wiggins	Niklasch	St-Pierre	Downing	Joyce	Meredith	Rembert	Mordis	Drone	Jackson
S. Illinois	Robinson	Wiggins	Niklasch	St-Pierre	Downing	Joyce	Meredith	Rembert	Mordis	Drone	Jackson
at W. Illinois	D. Passarelli	Wiggins	Niklasch	St-Pierre	Downing	Joyce	Meredith	Rembert	Mordis	Drone	Jackson
Y'stown St.	Horton	Wiggins	Niklasch	St-Pierre	Downing	Joyce	Meredith	Rembert	Mordis	Drone	Jackson
Missouri St.	Horton	Wiggins	Niklasch	St-Pierre	Downing	Joyce	Robinson (WR)	Rembert	Mordis	Drone	Jackson
at Indiana St.	Robinson	Wiggins	Niklasch	St-Pierre	Downing	Joyce	Meredith	Rembert	Mordis	Drone	Jackson
at N. Iowa	Robinson	Wiggins	Niklasch	St-Pierre	Downing	Joyce	Meredith	R. Rice	Mordis	Drone	Jackson

DEFENSE	DE	DT	DT	DE	SLB	MLB	WLB	CB	SS	FS	CB
at Kansas St.	Stevenson	Martindale	Thomas	R. Tate	Cucci	Hronec	Stewart	Caesar	Temple	Nelson	Kittrell
C. Arkansas	Stevenson	Martindale	Thomas	R. Tate	C. Siskowic	Campbell	Stewart	Caesar	Temple	Nelson	Kittrell
E. Illinois	Stevenson	Martindale	Thomas	R. Tate	C. Siskowic	Campbell	Hawkins	Caesar	Temple	Nelson	Kittrell
at Murray St.	Stevenson	Martindale	Thomas	R. Tate	C. Siskowic	Campbell	Stewart	Caesar	Temple	Nelson	Kittrell
at Western Ky.	Stevenson	Martindale	Thomas	R. Tate	C. Siskowic	Campbell	Stewart	Caesar	Temple	Nelson	Kittrell
S. Illinois	Martindale	Simnick	Thomas	Filin	C. Siskowic	Campbell	Stewart	Caesar	Temple	Nelson	Kittrell
at W. Illinois	Martindale	Simnick	Thomas	Filin	C. Siskowic	Campbell	Stewart	Caesar	Temple	Nelson	Kittrell
Y'stown St.	Martindale	Simnick	Hunter	Blankenship	C. Siskowic	Campbell	Stewart	Caesar	Temple	Nelson	Kittrell
Missouri St.	Martindale	Hunter	Thomas	Blankenship	C. Siskowic	Campbell	Stewart	Caesar	Temple	Nelson	Kittrell
at Indiana St.	R. Tate	Martindale	Thomas	Blankenship	C. Siskowic	Campbell	Stewart	Caesar	Temple	Nelson	Kittrell
at N. Iowa	R. Tate	Martindale	Thomas	Blankenship	C. Siskowic	Campbell	Stewart	Caesar	Temple	Nelson	Kittrell

ILLINOIS STATE'S PROJECTED TWO-DEEP

Offense						Defense					
WR	81	Laurént Robinson	6-2	195	Sr.	DE	95	Ronnie Tate	6-3	260	Sr.
	86	Jason Horton**	6-0	185	Jr.		99	James Stevenson III*	6-3	250	Sr.
LT	66	Isaiah Wiggins**	6-3	290	Jr.	DT	73	Justin Martindale***	6-2	255	Sr.
	71	Jeff Huntzinger*	6-3	285	Jr.		90	Dan Simnick*	6-2	260	Jr.
LG	69	Joe Niklasch*	6-4	280	So.	DT	94	Jarek Thomas**	6-3	275	Jr.
	65	Billy Speiser	6-5	295	Jr.		97	Kaschiev Hunter*	6-2	290	So.
C	61	Jonathan St-Pierre	6-3	301	So.	DE	93	Adam Blankenship	6-2	245	So.
	68	Erik Madsen	6-3	285	So.		57	Brandon Wilson	6-2	210	Fr.
RG	75	Janiah Downing***	6-3	310	Sr.	SLB	40	Cameron Siskowic***	6-2	225	Sr.
	71	Jeff Huntzinger*	6-3	285	Jr.		48	Pat Cucci*	6-1	240	So.
RT	78	Brandon Joyce	6-5	310	Jr.	MLB	44	Niall Campbell***	6-2	230	Sr.
	71	Jeff Huntzinger*	6-3	285	Jr.		59	Bill Hronec**	6-2	225	Jr.
TE	47	Kedric Meredith*	6-3	260	So.	WLB	6	Kye Stewart**	6-0	205	Jr.
	42	Jeremy Joynt	6-3	255	Jr.		34	Marques Hawkins*	5-8	210	Sr.
WR	4	Pierre Jackson**	6-1	175	Sr.	CB	1	Jesse Caesar**	5-11	185	Jr.
	10	Jake Rourke*	6-3	185	So.		23	Lamont Lagrone*	5-10	175	Sr.
QB	7	Luke Drone**	6-2	210	Jr.	FS	9	Tom Nelson*	6-0	195	So.
	16	Preston Earl	6-2	210	Fr.		31	Jeremy Foster	6-3	205	So.
TB	5	Pierre Rembert*	6-0	220	Sr.	SS	28	James Temple***	6-0	210	Sr.
	2	Rafael Rice*	5-11	220	Jr.		30	Garry Roberts*	6-2	210	Jr.
HB	83	Dave Mordis**	6-3	270	Jr.	CB	25	Leon Kitrell***	5-9	165	Sr.
	35	Garin Harcar	5-11	255	RFr.		37	Jason Tate	5-11	175	Fr.
Specialists						K	36	Kevin Mazur*	5-10	195	So.
							19	Bobby Kelsey*	6-1	225	So.
						P	19	Bobby Kelsey*	6-1	225	So.
							36	Kevin Mazur*	5-10	195	So.

* asterisks indicate letters earned
Bold face indicates projected starter



ILLINOIS STATE STARTER NOTES**REDBIRD OFFENSE**

LT	66	Isaiah Wiggins** (Jr. • 6-3 • 290 • Chicago, Ill.)	Began playing the trumpet in elementary school and has been playing it for nine years.
LG	69	Joe Niklasch (So. • 6-4 • 280 • Hartland, Wis.)	An avid Packer fan who, during high school, worked as a janitor at local elementary school.
C	61	Jonathan St-Pierre (So. • 6-3 • 301 • Longueuil, Quebec)	A certified scuba diver who never had the time at Miami, but frequents the lakes of Quebec.
RG	75	Janiah Downing*** (Sr. • 6-3 • 310 • North Marion, Fla.)	The last three summers worked as a Preview guide, an orientation program for incoming ISU students.
RT	78	Brandon Joyce (Jr. • 6-5 • 310 • St. Charles, Mo.)	While in high school, appeared in the Sharpie commercial with Terrell Owens.
WR	81	Laurént Robinson*** (Sr. • 6-2 • 195 • Rockledge, Fla.)	For two years in high school, 10 people, all of which were family, lived in his four-bedroom house.
WR	4	Pierre Jackson** (Sr. • 6-1 • 175 • Chicago, Ill.)	Nicknamed "Jelly;" away from football likes to spend time with his 3-year-old daughter, Itali.
TE	47	Kedric Meredith* (So. • 6-3 • 260 • Peoria, Ill.)	For the last two years has been playing the bass guitar, but can't find the time to join a band.
QB	7	Luke Drone** (Jr. • 6-2 • 210 • Mt. Carmel, Ill.)	Selected for the 2006 NCAA Leadership Conference; 2006-07 SAAC Educational Outreach Coordinator.
RB	5	Pierre Rembert* (Sr. • 6-0 • 220 • Milwaukee, Wis.)	Eats McDonald's at least five times a week; favorite meal is a Big Mac with no pickles, no onions and extra sauce.
FB	83	Dave Mordis** (Jr. • 6-3 • 270 • Palos Park, Ill.)	Owns two dogs, a german shepherd and a shiba inu; enjoys riding around campus on his moped.

REDBIRD DEFENSE

DE	95	Ronnie Tate* (Sr. • 6-3 • 260 • Glendale, Ariz.)	Spent his summer working an internship with the Bloomington-Normal Sports Commission.
DT	73	Justin Martindale*** (Sr. • 6-2 • 255 • Wadsworth, Ill.)	Loves to play with toys which are built for speed; owns a jet ski, four-wheeler and a motorcycle.
DT	94	Jarek Thomas** (Jr. • 6-3 • 275 • Orlando, Fla.)	Enjoys cooking, especially soul food, including his favorite dish – BBQ ribs and pork chops.
DE	93	Adam Blankenship (So. • 6-2 • 245 • Tulsa, Okla.)	His father, Bill, was Denver Johnson's roommate in college and coached Justin Fuente at Union HS.
WLB	6	Kye Stewart** (Jr. • 6-0 • 205 • Nashville, Tenn.)	A certified scuba diver, he has dove throughout the state of Florida with his dad, who is also certified.
MLB	44	Niall Campbell*** (Sr. • 6-2 • 230 • Lemont, Ill.)	After college will be focusing on a career in physical therapy.
SLB	40	Cameron Siskowic*** (Sr. • 6-2 • 225 • San Diego, Calif.)	A six-year cancer survivor that grew up surfing, snow boarding and wake boarding.
CB	25	Leon Kittrell*** (Sr. • 5-9 • 165 • Oak Creek, Wis.)	A world-class drummer who plays in two bands on campus – Blue Print and Soft Spoken.
FS	9	Tom Nelson* (So. • 6-0 • 195 • Arlington Heights, Ill.)	Likes to spend his off-weekends golfing with his dad, and favorite course is Rolling Green Country Club.
SS	28	James Temple*** (Sr. • 6-0 • 210 • Savannah, Ga.)	Has been playing the acoustic guitar for over a year and enjoys playing allegro music.
CB	1	Jesse Caesar** (Jr. • 5-11 • 185 • Rockledge, Fla.)	An avid artist who likes to draw particularly in pencil or pen.

REDBIRD SPECIAL TEAMS

PK	36	Kevin Mazur* (Fr. • 5-10 • 195 • Mt. Prospect, Ill.)	Fired a 23-under-par on Tiger Woods 2007, a Playstation 2 game, during fall camp.
KO	19	Bobby Kelsey* (Fr. • 6-1 • 225 • Channahon, Ill.)	Worked out this summer with former ISU punter Mike McCabe and Florida's Urban Meyer, a former ISU assistant.
P	19	Bobby Kelsey* (Fr. • 6-1 • 225 • Channahon, Ill.)	Worked out this summer with former ISU punter Mike McCabe and Florida's Urban Meyer, a former ISU assistant.
LS	43	Jake Weber*** (Sr. • 6-2 • 233 • Peoria, Ill.)	Interned over the summer with PricewaterhouseCoopers.
HD	7	Luke Drone** (Jr. • 6-2 • 210 • Mt. Carmel, Ill.)	Selected for the 2006 NCAA Leadership Conference; 2006-07 SAAC Educational Outreach Coordinator.
KR	5	Pierre Rembert* (Sr. • 6-0 • 220 • Milwaukee, Wis.)	Eats McDonald's at least five times a week; favorite meal is a Big Mac with no pickles, no onions and extra sauce.
	9	Tom Nelson* (So. • 6-0 • 195 • Arlington Heights, Ill.)	Likes to spend his off-weekends golfing with his dad, and favorite course is Rolling Green Country Club.
PR	86	Jason Horton** (Jr. • 6-0 • 185 • Bolingbrook, Ill.)	Played ice hockey during the seventh and eighth grade.

ILLINOIS STATE'S ALPHABETICAL TRAVEL ROSTER

No.	Name	Pos.	Ht.	Wt.	Yr.	Hometown (Last School)
27	Alan Abrams	RB	6-0	205	Jr.	Orlando, Fla. (Mississippi)
93	Adam Blankenship	DL	6-2	245	So.	Tulsa, Okla. (Nebraska)
22	Geno Blow	RB	5-11	190	Fr.	Seabrook, Texas (Clear Lake)
12	Kevin Brockway*	QB	6-4	225	So.	Crystal Lake, Ill. (South)
1	Jesse Caesar**	DB	5-11	185	Jr.	Rockledge, Fla. (Rockledge)
44	Niall Campbell***	LB	6-2	230	Sr.	Lemont, Ill. (Chicago Mt. Carmel)
51	Brennan Carroll	LB	6-2	215	So.	Hoffman Estates, Ill. (Hoffman Estates HS)
48	Pat Cucci*	LB	6-1	240	So.	Winter Springs, Fla. (Winter Springs)
75	Janiah Downing***	OL	6-3	310	Sr.	North Marion, Fla. (North Marion)
7	Luke Drone**	QB	6-2	210	Jr.	Mt. Carmel, Ill. (Mt. Carmel)
16	Preston Earl	QB	6-2	210	Fr.	Lincolnshire, Ill. (Stevenson)
3	Alex Filin***	DL	6-4	220	Sr.	Skokie, Ill. (Niles West)
31	Jeremy Foster	DB	6-3	205	So.	Bloomington, Ill. (University)
14	Tyler Funk	P/K	6-0	165	Fr.	Racine, Wis. (William Horlick)
35	Garin Harcar	RB	5-11	255	RFr.	Grand Ridge, Ill. (Ottawa)
34	Marques Hawkins*	LB	5-8	210	Sr.	Chandler, Ariz. (Phoenix College)
11	Kelvyn Hemphill	DB	6-2	175	Fr.	San Antonio, Texas (O'Connor)
86	Jason Horton**	WR	6-0	185	Jr.	Bolingbrook, Ill. (Neuqua Valley)
59	Bill Hronec**	LB	6-2	225	Jr.	Evergreen Park, Ill. (Chicago Mt. Carmel)
97	Kaschiev Hunter*	DL	6-2	290	So.	Marietta, Ga. (Harrison)
71	Jeff Huntzinger*	OL	6-3	285	Jr.	Tulsa, Okla. (Union)
4	Pierre Jackson**	WR	6-1	175	Sr.	Chicago, Ill. (Minnesota)
78	Brandon Joyce	OL	6-5	310	Jr.	St. Charles, Mo. (Indiana)
42	Jeremy Joynt	TE	6-3	255	Jr.	Emmetsburg, Iowa (Iowa Central CC)
77	Muhammad Kahlun	OL	6-4	290	RFr.	Garland, Texas (Lakeview Centennial)
84	Clint Keller	TE	6-3	250	Jr.	Lexington, Ky. (Paul Laurence Dunbar)
19	Bobby Kelsey*	K/P	6-1	225	So.	Channahon, Ill. (Providence Catholic)
25	Leon Kittrell***	DB	5-9	165	Sr.	Oak Creek, Wis. (Oak Creek)
23	Lamont Lagrone*	DB	5-10	175	Sr.	Houston, Texas (East Mississippi CC)
68	Erik Madsen	OL	6-3	285	So.	Bolingbrook, Ill. (Joliet Catholic)
73	Justin Martindale***	DL	6-2	255	Sr.	Wadsworth, Ill. (Warren Township)
36	Kevin Mazur*	K/P	5-10	195	So.	Mt. Prospect, Ill. (John Hersey)
85	Warren McCarty	WR	6-4	200	RFr.	Roscoe, Ill. (Hononegah)
47	Kedric Meredith*	FB	6-3	260	So.	Peoria, Ill. (Richwoods)
83	Dave Mordis**	TE	6-3	270	Jr.	Palos Park, Ill. (Stagg)
9	Tom Nelson*	DB	6-0	195	So.	Arlington Heights, Ill. (John Hersey)
69	Joe Niklasch*	OL	6-4	280	So.	Hartland, Wis. (Arrowhead)
80	Dan Passarelli**	WR	5-11	190	Jr.	Naperville, Ill. (Northern Illinois)
5	Pierre Rembert*	RB	6-0	220	Sr.	Milwaukee, Wis. (Michigan)
2	Rafael Rice*	RB	5-11	220	Jr.	Los Alamitos, Calif. (Fullerton JC)
30	Garry Roberts*	DB	6-2	210	Jr.	Edna, Texas (Edna)
81	Laurént Robinson***	WR	6-2	195	Sr.	Rockledge, Fla. (Rockledge)
10	Jake Rourke*	WR	6-3	185	So.	Chatham, Ill. (Glenwood)
90	Dan Simnick*	DL	6-2	260	Jr.	Naperville, Ill. (North)
40	Cameron Siskowic***	LB	6-2	225	Sr.	San Diego, Calif. (Washington St.)
45	Kyle Siskowic	LB	6-1	220	RFr.	San Diego, Calif. (Clairemont)
60	Tom Speer	DL	6-4	215	RFr.	Macomb, Ill. (Macomb)
65	Billy Speiser	OL	6-5	295	Jr.	Warrenton, Mo. (Iowa Central CC)
99	James Stevenson III*	DL	6-3	250	Jr.	Franklinville, N.J. (Illinois)
6	Kye Stewart**	LB	6-0	205	Jr.	Nashville, Tenn. (Pearl-Cohn)
61	Jonathan St-Pierre	OL	6-3	301	So.	Longueuil, Quebec (Miami (Fla.))
37	Jason Tate	DB	5-11	175	Fr.	Lake Mary, Fla. (Seminole)
95	Ronnie Tate*	DL	6-3	260	Sr.	Glendale, Ariz. (Glendale CC)
28	James Temple***	DB	6-0	210	Sr.	Savannah, Ga. (Savannah)
94	Jarek Thomas**	DL	6-3	275	Jr.	Orlando, Fla. (Edgewater)
43	Jake Weber***	LS	6-2	235	Sr.	Peoria, Ill. (Dunlap)
41	Dan Weiner	WR	6-1	190	Jr.	Chicago, Ill. (Palomar College)
58	Mark Whitaker*	LB	6-1	210	Jr.	Moline, Ill. (Drake)
66	Isaiah Wiggins**	OL	6-3	290	Jr.	Chicago, Ill. (Prosser)
57	Brandon Wilson	DL	6-2	210	Fr.	San Antonio, Texas (John Jay)

NUMERICAL TRAVEL ROSTER

No.	Name	Pos.	No.	Name	Pos.
1	Jesse Caesar	DB	45	Kyle Siskowic	LB
2	Rafael Rice	RB	47	Kedric Meredith	FB
3	Alex Filin	DL	48	Pat Cucci	LB
4	Pierre Jackson	WR	51	Brennan Carroll	LB
5	Pierre Rembert	RB	57	Brandon Wilson	DL
6	Kye Stewart	LB	58	Mark Whitaker	LB
7	Luke Drone	QB	59	Bill Hronec	LB
9	Tom Nelson	DB	60	Tom Speer	DL
10	Jake Rourke	WR	61	Jonathan St-Pierre	OL
11	Kelvyn Hemphill	DB	65	Billy Speiser	OL
12	Kevin Brockway	QB	66	Isaiah Wiggins	OL
14	Tyler Funk	PK	68	Erik Madsen	OL
16	Preston Earl	QB	69	Joe Niklasch	OL
19	Bobby Kelsey	K/P	71	Jeff Huntzinger	OL
22	Geno Blow	RB	73	Justin Martindale	DL
23	Lamont Lagrone	DB	75	Janiah Downing	OL
25	Leon Kittrell	DB	77	Muhammad Kahlun	OL
27	Alan Abrams	RB	78	Brandon Joyce	OL
28	James Temple	DB	80	Dan Passarelli	WR
30	Garry Roberts	DB	81	Laurént Robinson	WR
31	Jeremy Foster	DB	83	Dave Mordis	TE
34	Marques Hawkins	LB	84	Clint Keller	TE
35	Garin Harcar	FB	85	Warren McCarty	WR
36	Kevin Mazur	K/P	86	Jason Horton	WR
37	Jason Tate	DB	90	Dan Simnick	DL
40	Cameron Siskowic	LB	93	Adam Blankenship	DL
41	Dan Weiner	WR	94	Jarek Thomas	DL
42	Jeremy Joynt	TE	95	Ronnie Tate	DL
43	Jake Weber	LS	97	Kaschiev Hunter	DL
44	Niall Campbell	LB	99	James Stevenson	DL

PRONUNCIATIONS

Jesse Caesar	SEE-zahr
Niall Campbell	NILE
Pat Cucci	COO-chee
Luke Drone	rhymes with bone
Alex Filin	FILL-in
Brent Gritton	GRIT-on
Garin Harcar	GARE-in HAR-car
Marques Hawkins	MAR-kuss
Bill Hronec	RON-ick
Kaschiev Hunter	ka-SHEEV
Muhammad Kahlun	ka-LOON
Greg Laffere	LA-fair
Lamont Lagrone	la-GROWN
Joe Niklasch	NICK-lash
Dan Passarelli	PASS-uh-rel-ee
Nick Passarelli	PASS-uh-rel-ee
Mike Piton	last name rhymes with "kitten"
Laurént Robinson	Loor-RAUNT
Cameron Siskowic	SIS-co-wick
Kyle Siskowic	SIS-co-wick
Dan Weiner	WYE-ner

ILLINOIS STATE'S SERIES HISTORY AGAINST EASTERN ILLINOIS

Illinois State leads 48-37-9

1901		0	28		L	1959	14-Nov	6	6	H	T
1905	3-Nov	6	4	A	W	1960	12-Nov	26	6	A	W
1906	27-Oct	6	11	A	L	1961	30-Sep	18	0	H	W
1907	16-Nov	6	6	H	T	1962	29-Sep	6	0	A	W
1908	17-Oct	31	0	H	W	1963	12-Oct	13	14	H	L
1912	16-Nov	3	32	H	L	1964	17-Oct	25	23	A	W
1913	15-Nov	7	26	A	L	1965	9-Oct	7	8	H	L
1914	14-Nov	6	13	H	L	1966	8-Oct	0	0	A	T
1915	3-Nov	0	0	A	T	1967	14-Oct	28	6	A	W
1916	11-Nov	7	24	H	L	1968	12-Oct	41	14	H	W
1917	17-Nov	7	13	A	L	1969	18-Oct	37	0	H	W
1920	6-Nov	20	7	A	W	1970	17-Oct	29	20	A	W
1921	5-Nov	42	3	H	W	1971	9-Oct	17	6	H	W
1922	4-Nov	0	0	A	T	1972	7-Oct	38	11	A	W
1923	3-Nov	13	0	H	W	1973	20-Oct	17	0	H	W
1924	1-Nov	0	3	A	L	1974	19-Oct	9	14	A	L
1925	31-Oct	0	7	H	L	1975	22-Nov	31	13	A	W
1926	25-Nov	0	12	A	L	1976	20-Nov	13	8	A	W
1927	1-Oct	0	8	H	L	1977	3-Sep	20	0	H	W
1928	10-Nov	0	19	A	L	1978	4-Nov	7	42	A	L
1929	20-Sep	0	33	H	L	1979	10-Nov	0	24	H	L
1930	4-Oct	0	15	A	L	1980	4-Oct	14	31	A	L
1931	14-Nov	6	7	H	L	1981	10-Oct	25	3	H	W
1932	8-Oct	39	0	H	W	1982	4-Sep	14	27	A	L
1933	14-Oct	32	6	A	W	1983	3-Sep	7	38	H	L
1934	9-Nov	13	0	H	W	1984	6-Oct	34	21	A	W
1935	19-Oct	13	0	A	W	1985	12-Oct	14	21	A	L
1936	24-Oct	13	0	H	W	1986	30-Aug	23	20	H	W
1937	23-Oct	0	0	A	T	1987	19-Sep	9	15	A	L
1938	22-Oct	19	0	H	W	1988	3-Sep	7	16	H	L
1939	21-Oct	0	0	A	T	1989	30-Sep	13	14	A	L
1940	19-Oct	30	12	H	W	1990	29-Sep	28	7	H	W
1941	18-Oct	26	7	A	W	1991	19-Oct	28	37	A	L
1942	17-Oct	32	0	A	W	1992	26-Sep	48	7	H	W
1945	10-Nov	12	6	H	W	1993	23-Oct	17	17	A	T
1946	26-Oct	26	13	A	W	1994	5-Nov	13	16	A	L
1947	25-Oct	6	13	A	L	1995	21-Oct	10	31	A	L
1948	23-Oct	7	13	H	L	1997	20-Sep	14	25	H	L
1949	8-Oct	6	7	A	L	1998	17-Oct	36	22	A	W
1950	14-Oct	23	21	H	W	1999	13-Nov	24	17	A	W
1951	10-Nov	28	28	H	T	2000	11-Nov	44	41	H	W
1952	15-Nov	27	26	A	W	2002	28-Sep	10	45	A	L
1953	14-Nov	20	0	H	W	2003	20-Sep	14	21	A	W
1954	13-Nov	13	7	A	W	2004	18-Sep	35	31	H	W
1955	7-Oct	16	13	H	W	2005	17-Sep	27	6	A	W
1956	6-Oct	6	14	A	L	2006	16-Sep	44	30	H	W
1957	9-Nov	39	7	H	W						
1958	9-Nov	12	20	A	L						

#7 Illinois St. 44, #18 E. Illinois 30

September 16, 2006 • Normal, Ill. • Hancock Stadium
Attendance: 12,512

▶ GAME SUMMARY

Redbirds Win Fourth Straight Over Eastern Illinois

NORMAL, Ill. – The football game between No. 7 Illinois State and No. 18 Eastern Illinois was the 94th meeting between the two schools and also marked the first time in which both schools had been ranked going into the game. For the fourth year in a row, the Redbirds came away with a win as the 'Birds came from behind to defeat the Panthers, 44-30, in front of 12,512 fans at Hancock Stadium.



Eastern Illinois jumped out to an early lead, driving 64 yards on 10 plays to score the first points of the day. Running back Vincent Webb capped off the drive with a four-yard touchdown run to give the Panthers a 6-0 advantage and a Zach Yates extra point extended the lead to 7-0 with 7:58 left in first quarter. Yates added a 33-yard field goal with 43 seconds left in the first quarter to extend EIU's lead to 10-0.

The two teams exchanged touchdowns to make the score 16-7, after Yates missed point after attempt. However, 16 unanswered second quarter points gave the Redbirds a 23-16 lead at the intermission.

In their first drive of the second half, the Panthers tied the game at 23-23, but on the Redbirds' third interception of the day, this time by Jesse Caesar, ISU regained the lead on Rembert's second touchdown run. Mazur's PAT conversion then widened the lead to seven points at 30-23 with 3:50 left in the third quarter.

The seven-point lead would hold until the fourth quarter when Drone connected with Jackson on their second touchdown pass of the game, this time a four-yard completion, to widen the ISU lead to 37-23.

▶ SCORING SUMMARY

SCOREBOARD	1	2	3	4	FINAL
Eastern Illinois (1-2)	10	6	7	7	30
ILLINOIS STATE (2-1)	0	23	7	14	44

FIRST QUARTER

EIU – Webb 4-yard run (Yates kick), 7:58
EIU – Yates 33-yard field goal, :43

SECOND QUARTER

ISU – Rembert 1-yard run (Mazur kick), 12:48
EIU – Rucker 28-yard pass from Donato (kick failed), 6:19
ISU – Jackson 55-yard pass from Drone (Mazur kick), 4:59
ISU – Horton 41-yard pass from Drone (rush failed), 1:58
ISU – Mazur 24-yard field goal, :17

THIRD QUARTER

EIU – Rucker 19-yard pass from Donato (Yates kick), 10:50
ISU – Rembert 4-yard run (Mazur kick), 3:50

FOURTH QUARTER

ISU – Jackson 4-yard pass from Drone (Mazur kick), 12:49
EIU – Voss 11-yard pass from Donato (Yates kick), 4:43
ISU – Rice 24-yard run (Mazur kick), :35

▶ TEAM STATISTICS

	EIU	ISU
First Downs	20	21
Rushing Attempts-Yards	45-185	38-144
Passing	13-28-3	17-26-0
Passing Yards	141	288
Total Offense	326	432
Fumbles-Lost	1-0	2-1
Penalties-Yards	7-65	5-29
Time of Possession	32:46	27:14

▶ INDIVIDUAL STATISTICS

RUSHING: (EIU) – Webb 24-107, Smith 15-65, Donato 4-20, Rucker 1-0, Stinson 1(-7). (ISU) – Rembert 24-105, R. Rice 5-45, Drone 4-20, Blow 3-3, Team 2(-29).

PASSING: (EIU) – Donato 13-28-3-141. (ISU) – Drone 17-26-0-288.

RECEIVING: (EIU) – Mobley 4-36, Rucker 3-56, Voss 2-23, Webb 2-6, Smith 1-13, Kesler 1-7. (ISU) – Jackson 6-132, D. Passarelli 4-23, Horton 3-77, Rourke 2-53, Harcar 1-4, Rembert 1(-1).

TACKLE LEADERS: (EIU) – Thomas 4-6-10, Burge 2-8-10, Brown 3-3-6, Seymour 5-0-5, Sams 5-0-5. (ISU) – C. Siskowic 7-15-22, Caesar 6-5-11, Campbel 5-6-11, Hawkins 1-7-8, Temple 1-7-8.

2006 GATEWAY FINAL STANDINGS

	GATEWAY			OVERALL		
	W	L	PCT	W	L	PCT
Youngstown State	6	1	.857	9	2	.818
Illinois State	5	2	.714	8	3	.727
Northern Iowa	5	2	.714	7	4	.636
Southern Illinois	4	3	.571	8	3	.727
Western Kentucky	4	3	.571	6	5	.500
Western Illinois	2	5	.286	5	6	.455
Missouri State	1	6	.143	2	9	.182
Indiana State	1	6	.143	1	10	.091

2006 PRESEASON POLL

1. Northern Iowa (22)	239
2. Youngstown State (7)	208
3. Illinois State (2)	190
4. Southern Illinois	160
5. Western Kentucky (1)	141
6. Western Illinois	103
7. Missouri State	79
8. Indiana State	32

SCHOLAR-BALLER™

During the 2006 season, the players listed on the left will wear the patch (shown below) on their uniform to signify their scholar baller™ status.

ISU's 2005-06 Scholar Ballers™ (2.75 GPA or higher)

Chance Allard #	Brian Arndt \$
Tristian Borzick \$	Mike Brewer
Kevin Brockway	Mike Calegari #
Niall Campbell	Brennan Carroll
Stephen Carroll #	Wally Cirafesi
Montel Conner \$	Graham Corcoran #
Pat Cucci	Stafford Davis \$
Jonathan Denley	Janiah Downing
Luke Drone \$	Greg Faulkner #
Alex Filin	Eric Follmer
Barry Hartman	Marcus Hayden
Osrice Hayes #	Bill Hronec \$
Pierre Jackson \$	Kurt James
Muhammad Kahlun \$	Kyle Korth \$
Ansu Kpandeyenge #	Kevin Kreger
Anthony Kummer	Keith Lesniak #
Jonathan Lyon	Justin Martindale
Warren McCarty	Kedric Meredith
Matt Miglin	Tom Nelson#
Joe Niklasch	Nick Passarelli #
Jeremy Redic #	Rafael Rice
Laurént Robinson	William Rolle
Eyad Salem #	Dan Simnick
Cameron Siskowic \$	Kyle Siskowic \$
Babatunde Soyebó #	Mike Stegeman
Kye Stewart #	James Temple #
Jarek Thomas	Ryan Thorne #
Robert Tomei #	Tom Walters #
Jake Weber #	Dan Weiner #
Bert Whigham #	Mark Whitaker
Isaiah Wiggins	Sam Yeargin \$

indicates Spring 2006 only member; \$ indicates Fall 2005 only member

**2006 ILLINOIS STATE TEAM STATISTICS**

TEAM STATISTICS	ISU	OPP			
SCORING	332	221			
Points Per Game	30.2	20.1			
FIRST DOWNS	225	201			
Rushing	109	101			
Passing	103	94			
Penalty	13	6			
RUSHING YARDAGE	1858	1653			
Yards gained rushing	2103	1830			
Yards lost rushing	245	177			
Rushing Attempts	445	387			
Average Per Rush	4.2	4.3			
Average Per Game	168.9	150.3			
TDs Rushing	24	12			
PASSING YARDAGE	2595	2218			
Att-Comp-Int	291-171-6	310-179-14			
Average Per Pass	8.9	7.2			
Average Per Catch	15.2	12.4			
Average Per Game	235.9	201.6			
TDs Passing	19	13			
TOTAL OFFENSE	4453	3871			
Total Plays	736	697			
Average Per Play	6.1	5.6			
Average Per Game	404.8	351.9			
KICK RETURNS: #-YARDS	34-680	48-972			
PUNT RETURNS: #-YARDS	14-95	12-128			
INT RETURNS: #-YARDS	14-188	6-12			
KICK RETURN AVERAGE	20.0	20.2			
PUNT RETURN AVERAGE	6.8	10.7			
INT RETURN AVERAGE	13.4	2.0			
FUMBLES-LOST	7-4	12-5			
PENALTIES-YARDS	51-453	60-503			
Average Per Game	41.2	45.7			
PUNTS-YARDS	39-1549	43-1558			
Average Per Punt	39.7	36.2			
Net punt average	32.8	33.1			
TIME OF POSSESSION/GAME	30:34	29:23			
3RD-DOWN CONVERSIONS	75/148	62/143			
3rd-Down Pct	51%	43%			
4TH-DOWN CONVERSIONS	8/14	8/20			
4th-Down Pct	57%	40%			
SACKS BY-YARDS	18-102	13-75			
MISC YARDS	0	0			
TOUCHDOWNS SCORED	44	27			
FIELD GOALS-ATTEMPTS	10-17	11-16			
ON-SIDE KICKS	0-1	0-1			
RED-ZONE SCORES	38-46 83%	22-33 67%			
RED-ZONE TOUCHDOWNS	29-46 63%	14-33 42%			
PAT-ATTEMPTS	38-40 95%	22-25 88%			
ATTENDANCE	64021	81374			
Games/Avg Per Game	5/12804	6/13562			
Neutral Site Games		0/0			
SCORE BY QUARTERS	1st	2nd	3rd	4th	Total
Illinois State	55	101	85	91	332
Opponents	50	77	45	49	221

2006 ILLINOIS STATE DEFENSIVE STATISTICS

DEFENSIVE LEADERS	GP	TACKLES				SACKS		PASS DEF			FUMBLES		BLKD	
		SOLO	AST	TOTAL	TFL/YDS	NO-YARDS	INT-YDS	BRUP	QBH	RCV-YDS	FF	KICK	SAF	
40 Siskowic,Cameron	11	60	70	130	5.0-9	2.0-2	2-2	1	2	.	2	.	.	
6 Stewart,Kye	10	52	63	115	9.5-30	2.0-16	.	3	1	
44 Campbell,Niall	11	45	44	89	5.5-20	2.0-16	1-24	5	1	.	2	.	.	
28 Temple,James	11	34	20	54	.	.	2-32	6	.	.	2	.	.	
1 Caesar,Jesse	11	36	14	50	1.0-2	.	1-0	3	2	2-33	.	.	.	
25 Kittrell,Leon	11	22	18	40	.	.	1-26	5	
9 Nelson,Tom	11	16	24	40	1.0-1	.	4-63	9	
73 Martindale,Justin	11	15	20	35	5.0-20	1.5-7	.	.	3	.	1	.	.	
94 Thomas,Jarek	11	17	16	33	5.5-11	1.0-1	2-29	.	4	
95 Tate,Ronnie	11	18	12	30	7.5-36	3.0-26	.	4	7	1-0	1	.	.	
3 Filin,Alex	11	16	9	25	7.0-23	5.0-20	.	.	1	.	1	.	.	
37 Tate,Jason	11	15	5	20	1.0-3	.	1-12	
34 Hawkins,Marques	9	5	9	14	
99 Stevenson,James	11	4	10	14	1.5-4	0.5-1	.	.	2	1-0	.	.	.	
97 Hunter,Kaschiev	9	2	11	13	
93 Blankenship,Adam	11	5	5	10	2.5-17	1.0-13	.	.	1	
30 Roberts,Garry	11	6	4	10	
59 Hronec,Bill	10	4	3	7	1.0-2	
90 Simnick,Dan	11	2	5	7	1.0-1	1-0	.	1	.	
58 Whitaker,Mark	10	2	4	6	
57 Wilson,Brandon	9	2	3	5	
19 Kelsey,Bobby	10	4	1	5	
48 Cucci,Pat	10	2	1	3	
23 Lagrone,Lamont	6	2	1	3	
31 Foster,Jeremy	5	1	2	3	
4 Jackson,Pierre	11	1	1	2	
36 Mazur,Kevin	11	2	.	2	
83 Mordis,Dave	11	2	.	2	
51 Carroll,Brennan	3	1	1	2	
43 Weber,Jake	10	.	1	1	
<i>Total.....</i>	<i>11</i>	<i>393</i>	<i>377</i>	<i>770</i>	<i>54-179</i>	<i>18-102</i>	<i>14-188</i>	<i>36</i>	<i>24</i>	<i>5-33</i>	<i>9</i>	<i>1</i>	<i>.</i>	
<i>Opponents.....</i>	<i>11</i>	<i>427</i>	<i>342</i>	<i>769</i>	<i>60.0-211</i>	<i>13-75</i>	<i>6-12</i>	<i>44</i>	<i>15</i>	<i>4-9</i>	<i>5</i>	<i>1</i>	<i>.</i>	



2006 GAME-BY-GAME INDIVIDUAL STATISTICS

Rushing (Att.-Yds.-TD)

Opp.	Abrams	Blow	C. Rice	R. Rice	Drone	Rembert
at Kansas St.	dnp	dnp	dnp	0-0-0	4-(-17)-0	29-105-0
C. Arkansas	0-0-0	0-0-0	dnp	7-30-0	2-1-0	27-139-0
E. Illinois	dnp	3-3-0	dnp	5-45-1	4-20-0	24-105-2
at Murray St.	0-0-0	1-0-0	dnp	8-15-0	6-(-11)-0	39-184-2
at Western Ky.	0-0-0	dnp	dnp	7-26-1	6-2-0	26-142-2
S. Illinois	3-17-0	5-22-0	dnp	12-53-2	2-(-2)-0	19-137-1
at W. Illinois	0-0-0	dnp	dnp	6-29-0	6-7-0	39-230-2
Y'stown St.	0-0-0	dnp	dnp	3-17-0	6-(-10)-0	14-11-1
Missouri St.	0-0-0	10-69-0	dnp	6-39-0	2-6-1	22-112-3
at Indiana St.	0-0-0	dnp	dnp	4-42-1	3-(-4)-1	27-132-0
at N. Iowa	0-0-0	dnp	dnp	4-24-1	1-(-6)-0	38-210-2

Passing (Comp.-Att.-Int.-Yds.-TD)

Opp.	Brockway	Drone	Earl
at Kansas St.	dnp	24-38-1-253-3	dnp
C. Arkansas	dnp	16-38-0-228-1	dnp
E. Illinois	dnp	17-26-0-288-3	dnp
at Murray St.	dnp	10-20-2-159-2	dnp
at Western Ky.	dnp	12-17-0-204-1	dnp
S. Illinois	dnp	14-18-0-280-2	dnp
at W. Illinois	dnp	14-20-0-179-1	dnp
Y'stown St.	dnp	10-31-0-143-0	dnp
Missouri St.	0-0-0-0-0	19-26-0-305-1	dnp
at Indiana St.	dnp	16-26-0-298-4	dnp
at N. Iowa	dnp	19-29-2-258-1	dnp

Kicking Stats

Opp.	Kelsey			Mazur		
	FG	FG Seq.	PAT	FG	FG Seq.	PAT
at Kansas St.	0-0		0-0	1-1	(35)	2-2
C. Arkansas	0-1	49	0-0	4-5	(23), (25), 37, (20), (35)	0-0
E. Illinois	0-0		0-0	1-1	(24)	5-5
at Murray St.	0-0		0-0	0-1	50	5-5
at Western Ky.	0-0		0-0	0-0		4-4
S. Illinois	0-0		0-0	1-2	(19), 29	4-5
at W. Illinois	0-0		0-0	2-3	(37), (20), 29	3-3
Y'stown St.	0-0		0-0	0-0		1-2
Missouri St.	0-0		0-0	1-2	36, (24)	5-5
at Indiana St.	0-0		0-0	0-1	41	6-6
at N. Iowa		Did Not Play		0-0		3-4

Punting


Opp.	Kelsey	(No.-Avg.-Long)	50+			
			I-20	I-10	I-5	
at Kansas St.		4-36.0-39	0	1	1	0
C. Arkansas		6-37.5-46	0	2	2	1
E. Illinois		3-37.0-39	0	1	0	0
at Murray St.		3-34.7-43	0	2	0	0
at Western Ky.		3-45.3-48	0	1	1	1
S. Illinois		2-48.0-60	1	0	0	0
at W. Illinois		3-37.7-42	0	2	0	0
Y'stown St.		7-43.6-59	1	3	2	0
Missouri St.		1-25.0-25	0	0	0	0
at Indiana St.		4-39.2-45	0	0	0	0
at N. Iowa			Did not play			

Receivers (Rec.-Yards.-TD)

	KSU	UCA	EIU	Murray	WKU	SIU	WIU	YSU	MSU	INS	UNI
Horton	3-21-0	4-31-0	3-77-1	0-0-0	1-5-0	4-120-1	3-34-0	0-0-0	5-72-0	2-39-0	4-49-0
Jackson	3-88-1	9-113-0	6-132-2	3-31-0	2-47-0	5-113-1	3-44-0	2-34-0	3-48-0	5-85-2	2-4-0
Mordis	4-31-0	1-18-0	0-0-0	0-0-0	2-14-0	1-0-0	1-15-1	1-22-0	2-12-0	1-5-0	5-53-0
Passarelli, D.	0-0-0	0-0-0	4-23-0	0-0-0	2-41-0	0-0-0	1-12-0	3-49-0	3-40-1	0-0-0	0-0-0
Robinson	9-77-2	inj	inj	6-121-2	2-48-0	1-23-0	inj	inj	2-46-0	6-169-1	2-90-0
Rourke	1-24-0	2-66-1	2-53-0	1-7-0	1-36-0	1-16-0	1-34-0	1-23-0	2-54-0	0-0-0	3-23-0

Defense (UT-AT-TT-TFL-FR-I-PBU-S)

	KSU	UCA	EIU	Murray	WKU	SIU	WIU	YSU	MSU	INS	UNI
Blankenship	0-1-1-0-0-0-0	0-0-0-0-0-0-0	0-0-0-0-0-0-0	1-0-1-1-0-0-1	0-0-0-0-0-0-0	0-0-0-0-0-0-0	0-1-0-0-0-0-0	2-0-2-0-0-0-0	1-0-1-1-0-0-0	1-3-4-0-5-0-0-0	0-0-0-0-0-0-0
Caesar	1-0-1-0-0-0-0	3-1-4-0-0-0-0	6-5-11-0-0-1-0	6-0-6-0-0-0-1	2-0-2-0-0-0-1	0-2-2-0-1-0-0-0	5-1-6-0-0-0-0	4-2-6-1-0-0-0	4-2-6-0-1-0-1	1-0-1-0-0-0-0	4-1-5-0-0-0-0
Campbell	3-3-6-1-5-0-0-0	4-5-9-1-0-0-2	5-6-11-0-0-0-0	3-0-3-0-0-0-0	5-7-12-1-0-0-0	2-4-6-0-0-0-1	1-5-6-0-0-1-1	2-9-11-0-0-0-0	4-1-5-0-0-0-0	7-4-11-0-0-0-1	9-0-2-0-0-0-2
Filin	0-0-0-0-0-0-0	3-0-3-2-0-0-0-1	3-3-6-2-0-0-0-1	2-0-2-2-0-0-0-1	2-1-2-1-0-0-0-1	2-1-3-0-0-0-0-0	0-1-0-0-0-0-0	2-2-4-0-0-0-0	1-1-2-0-0-0-0	0-0-0-0-0-0-0	2-0-0-2-0-0-2
Hawkins	1-0-1-0-0-0-0	dnp	1-7-8-0-0-0-0	0-0-0-0-0-0-0	1-0-1-0-0-0-0	1-2-3-0-0-0-0	0-0-0-0-0-0-0	1-0-1-0-0-0-0	0-0-0-0-0-0-0	0-0-0-0-0-0-0	0-0-0-0-0-0-0
Hronec	3-0-3-1-0-0-0	0-1-1-0-0-0-0	1-0-1-0-0-0-0	0-0-0-0-0-0-0	0-0-0-0-0-0-0	0-0-0-0-0-0-0	0-0-0-0-0-0-0	0-1-1-0-0-0-0	0-1-1-0-0-0-0	0-0-0-0-0-0-0	0-0-0-0-0-0-0
Kittrell	2-3-5-0-0-0-1	4-1-5-0-0-0-0	1-2-3-0-0-0-0	3-0-3-0-0-1-1	2-3-5-0-0-0-2	2-2-4-0-0-0-0	0-3-3-0-0-0-0	0-0-0-0-0-0-0	3-3-6-0-0-0-1	5-1-6-0-0-0-0	0-0-0-0-0-0-0
Martindale	1-1-2-0-0-0-0	2-2-4-2-5-0-0-1	1-2-3-0-0-0-0	0-0-0-0-0-0-0	2-2-4-0-0-0-0	4-2-6-1-0-0-0	0-1-1-0-0-0-0	0-4-4-0-0-0-0	0-3-3-0-0-0-0	3-3-6-1-5-0-0-0-5	2-0-2-0-0-0-0
Nelson	0-0-0-0-2-1-0	1-1-2-0-0-1-1	1-1-2-0-0-1-1	0-0-0-0-0-0-0	2-7-9-0-0-0-0	2-5-7-1-0-0-0	0-3-3-0-0-1-3	2-2-4-0-0-0-0	2-0-2-0-0-0-2	4-4-8-0-0-0-1	3-0-3-0-0-0-0
Simmick	0-1-1-0-0-0-0	0-0-0-0-0-0-0	1-0-1-1-0-0-0	0-0-0-0-0-0-0	0-0-0-0-0-0-0	1-2-3-0-0-0-0	0-1-1-0-0-0-0	0-1-1-0-1-0-0	0-0-0-0-0-0-0	0-0-0-0-0-0-0	0-0-0-0-0-0-0
Siskowic, C.	8-7-15-1-0-0-1	2-6-8-2-5-0-0-0	7-15-22-0-0-0-0	5-0-5-0-0-1-0	5-5-10-0-0-0-0	6-6-12-0-0-1-0	2-9-11-1-0-0-1	7-8-15-0-0-0-0	10-6-16-0-5-0-0-0	4-7-11-0-0-0-1	4-1-5-0-0-0-0
Stevenson	0-0-0-0-0-0-0	0-0-0-0-0-0-0	0-1-1-0-0-0-0	1-0-1-0-0-0-0	0-2-2-0-0-0-0	1-0-1-0-0-0-0	0-2-2-0-0-0-0	1-3-4-0-0-0-0	0-1-1-0-0-0-0	0-1-1-0-5-0-0-0-5	1-0-1-1-1-0-0
Stewart	8-5-13-2-5-0-0-1	9-5-14-0-5-0-0-0	inj	7-2-9-0-5-0-0-0	2-10-12-1-0-0-0	7-10-17-1-0-0-1	4-8-12-2-0-0-1	4-9-13-1-0-0-0	3-8-11-1-5-0-0-0	5-6-11-0-0-0-1	3-0-3-0-0-0-1
Tate, J.	0-0-0-0-0-0-0	3-0-3-0-0-0-0	1-2-3-0-0-1-0	2-0-2-1-0-0-0	0-0-0-0-0-0-0	0-0-0-0-0-0-0	1-0-1-0-0-0-0	2-1-3-0-0-0-0	0-1-1-0-0-0-0	1-1-2-0-0-0-0	5-0-5-0-0-0-0
Tate, R.	2-0-2-0-0-0-2	2-2-4-1-5-0-0-1	0-1-1-0-0-0-0	4-0-4-1-1-0-0-1	2-0-2-1-0-0-0-1	0-0-0-0-0-0-0	2-1-3-1-0-0-0-1	0-1-1-0-0-0-0	0-1-1-0-0-0-0	4-6-10-2-0-0-0	2-0-2-1-0-0-0
Temple	1-2-3-0-0-0-0	1-0-1-0-0-0-2	1-7-8-0-0-1-0	0-1-1-0-0-0-0	2-2-4-0-0-0-0	4-1-5-0-0-0-1	3-2-5-0-0-0-1	8-1-9-0-0-0-0	5-3-8-0-0-1-0	5-1-6-0-0-0-1	4-0-4-0-0-0-0
Thomas	2-1-3-0-0-0-0	3-2-5-3-0-1-0-1	3-0-3-0-0-0-0	1-1-2-1-5-0-0-0	2-0-2-0-0-0-0	1-1-2-0-0-0-0	1-4-5-1-0-0-0	0-4-4-0-0-0-0	0-1-1-0-0-0-0	1-2-3-0-5-0-0-0	3-0-3-0-0-0-0



REDBIRD CAPTAINS

Game	Redbird Captains
at Kansas St.	Campbell, Drone, Robinson, Temple
C. Arkansas	Kittrell, Martindale, R. Tate, Rembert
E. Illinois	Hawkins, Jackson, Martindale, Weber
at Murray St.	Campbell, Drone, Jackson, C. Siskowic
at Western Ky.	Campbell, Rembert, C. Siskowic, Temple
S. Illinois	Campbell, Drone, Jackson, Martindale
at W. Illinois	Campbell, Drone, Jackson, Temple
Y'stown St.	Downing, Drone, Kittrell, C. Siskowic
Missouri St.	Campbell, Robinson, C. Siskowic, Temple
at Indiana St.	Campbell, Drone, Rembert, Temple
at N. Iowa	Drone, Robinson, Siskowic, Temple

GFC PLAYERS OF THE WEEK

OFFENSE

Sept. 4 - Laurént Robinson (WR - 9 rec., 77 yds., 2 TDs)
 Sept. 24 - Pierre Rembert (RB - 184 yards, 2 TDs, 39 att.)

DEFENSE

Sept. 10 - Kye Stewart (LB - 14 tackles, 9 solo and .5 TFL)
 Sept. 17 - Cameron Siskowic (LB - 22 tackles, 1 FF, 1 QBH)
 Oct. 15 - Kye Stewart (LB - 17 tackles, 7 solo, 1 sack)
 Nov. 5 - Cameron Siskowic (LB - 16 tackles, 10 UT, 1 FF)

SPECIAL TEAMS

Sept. 10 - Kevin Mazur (K - 4 FGs from 23, 25, 20, 35)

OFFENSIVE LINE

Sept. 26 - Isaiah Wiggins (LT - 12 KDs, 0 Sacks, 87%)

NATIONAL PLAYERS OF THE WEEK

TSN DEFENSIVE PLAYER OF THE WEEK

Sept. 18 - Cameron Siskowic (LB - 22 tackles, 1 FF, 1 QBH)

I-AA.org ALL-STAR


Sept. 18 - Cameron Siskowic (LB - 22 tackles, 1 FF, 1 QBH)
 Oct. 16 - Kye Stewart (LB - 17 tackles, 7 solo, 1 sack)

FOOTBALL GAZETTE PLAYER OF THE WEEK

Sept. 18 - Cameron Siskowic (LB - 22 tackles, 1 FF, 1 QBH)
 Oct. 19 - Kye Stewart (LB - 17 tackles, 7 solo, 1 sack)

2006 PLAYER PARTICIPATION

	KSU	UCA	EIU	Murray	WKU	SIU	WIU	YSU	MSU	INS	UNI
Abrams, Alan	dnp	x	dnp	x	x	x	x	x	x	x	x
Blankenship, Adam	x	x	x	x	x	x	x	S-DE	S-DE	S-DE	S-DE
Blow, Geno	dnp	x	x	x	dnp	x	dnp	dnp	x	dnp	dnp
Bradbury, Brandon	dnp	x	inj	inj	inj	inj	inj	inj	inj	inj	inj
Caesar, Jesse	S-CB	S-CB	S-CB	S-CB	S-CB	S-CB	S-CB	S-CB	S-CB	S-CB	S-CB
Campbell, Niall	x	S-MLB	S-MLB	S-MLB	S-MLB	S-MLB	S-MLB	S-MLB	S-MLB	S-MLB	S-MLB
Carroll, Brennan	dnp	x	x	x	dnp	dnp	dnp	dnp	dnp	dnp	dnp
Cucci, Pat	S-SLB	x	x	x	x	x	x	x	x	x	x
Downing, Janiah	S-RG	S-RG	S-RG	S-RG	S-RG	S-RG	S-RG	S-RG	S-RG	S-RG	S-RG
Drone, Luke	S-QB	S-QB	S-QB	S-QB	S-QB	S-QB	S-QB	S-QB	S-QB	S-QB	S-QB
Filin, Alex	x	x	x	x	x	S-DE	S-DE	x	x	x	x
Harcar, Garin	x	x	x	x	x	x	x	dnp	x	x	x
Hawkins, Marques	x	dnp	S-WLB	x	x	x	x	x	x	x	x
Horton, Jason	x	S-WR	S-WR	x	x	x	x	S-WR	S-WR	x	x
Hronec, Bill	S-MLB	x	x	x	x	x	x	x	x	x	x
Hunter, Kaschiev	dnp	x	x	dnp	x	x	x	S-DT	S-DT	x	x
Huntzinger, Jeff	dnp	dnp	x	dnp	dnp	dnp	dnp	dnp	dnp	dnp	dnp
Jackson, Pierre	S-WR	S-WR	S-WR	S-WR	S-WR	S-WR	S-WR	S-WR	S-WR	S-WR	S-WR
Joyce, Brandon	dnp	x	S-RT	S-RT	S-RT	S-RT	S-RT	S-RT	S-RT	S-RT	S-RT
Joynt, Jeremy	x	x	S-TE	S-TE	x	x	x	x	x	dnp	x
Keller, Clint	x	x	x	x	x	x	x	dnp	x	x	dnp
Kelsey, Bobby	x	x	x	x	x	x	x	x	x	x	dnp
Kittrell, Leon	S-CB	S-CB	S-CB	S-CB	S-CB	S-CB	S-CB	S-CB	S-CB	S-CB	S-CB
Lagrone, Lamont	dnp	x	dnp	x	x	x	dnp	dnp	x	x	x
Lyon, Jonathan	S-RT	S-RT	inj	inj	inj	inj	inj	inj	inj	inj	inj
Madsen, Erik	S-C	S-C	S-C	S-C	dnp	dnp	dnp	dnp	x	dnp	dnp
Martindale, Justin	S-DT	S-DT	S-DT	S-DT	S-DT	S-DE	S-DE	S-DE	S-DE	S-DT	S-DT
Mazur, Kevin	x	x	x	x	x	x	x	x	x	x	x
McCarty, Warren	dnp	x	dnp	x	x	x	dnp	dnp	x	dnp	x
Meredith, Kedric	S-TE	S-TE	x	x	S-TE	S-TE	S-TE	S-TE	x	S-TE	S-TE
Mordis, Dave	S-HB	S-HB	S-HB	S-HB	S-HB	S-HB	S-HB	S-HB	S-HB	S-HB	S-HB
Nelson, Tom	S-FS	S-FS	S-FS	S-FS	S-FS	S-FS	S-FS	S-FS	S-FS	S-FS	S-FS
Niklasch, Joe	S-LG	S-LG	S-LG	S-LG	S-LG	S-LG	S-LG	S-LG	S-LG	S-LG	S-LG
Passarelli, Dan	x	x	x	x	x	x	S-WR	x	x	x	x
Rembert, Pierre	S-TB	S-TB	S-TB	S-TB	S-TB	S-TB	S-TB	S-TB	S-TB	S-TB	x
Rice, Rafael	x	x	x	x	x	x	x	x	x	x	S-TB
Roberts, Garry	x	x	x	x	x	x	x	x	x	x	x
Robinson, Laurént	S-WR	inj	inj	S-WR	S-WR	S-WR	inj	inj	S-WR	S-WR	S-WR
Rourke, Jake	x	x	x	x	x	x	x	x	x	x	x
Sheering, J.W.	dnp	x	dnp	dnp	dnp	dnp	dnp	dnp	dnp	dnp	dnp
Simnick, Dan	x	x	x	x	x	S-DT	S-DT	S-DT	x	x	x
Siskowic, Cameron	x	S-SLB	S-SLB	S-SLB	S-SLB	S-SLB	S-SLB	S-SLB	S-SLB	S-SLB	S-SLB
Siskowic, Kyle	dnp	dnp	x	x	x	x	x	x	x	x	x
Speer, Tom	x	x	x	x	x	dnp	x	x	x	x	x
Speiser, Bill	x	x	x	x	dnp	x	dnp	dnp	x	dnp	dnp
Stevenson, James	S-DE	S-DE	S-DE	S-DE	S-DE	x	x	x	x	x	x
Stewart, Kye	S-WLB	S-WLB	inj	S-WLB	S-WLB	S-WLB	S-WLB	S-WLB	S-WLB	S-WLB	S-WLB
St-Pierre, Jonathan	dnp	x	x	x	S-C	S-C	S-C	S-C	S-C	S-C	S-C
Tate, Jason	x	x	x	x	x	x	x	x	x	x	x
Tate, Ronnie	S-DE	S-DE	S-DE	S-DE	S-DE	x	x	x	x	S-DE	S-DE
Temple, James	S-SS	S-SS	S-SS	S-SS	S-SS	S-SS	S-SS	S-SS	S-SS	S-SS	S-SS
Thomas, Jarek	S-DT	S-DT	S-DT	S-DT	S-DT	S-DT	S-DT	x	S-DT	S-DT	S-DT
Weber, Jake	x	x	x	x	x	x	x	x	x	x	x
Whitaker, Mark	x	x	x	x	x	x	x	x	x	x	x
Wiggins, Isaiah	S-LT	S-LT	S-LT	S-LT	S-LT	S-LT	S-LT	S-LT	S-LT	S-LT	S-LT
Wilson, Brandon	dnp	x	x	x	x	x	x	x	x	x	x



THE SPORTS NETWORK POLL

Team (first place votes)	Pts.	Prv. Rank
1. Appalachian State (73)	2,015	1
2. Montana (1)	1,909	2
3. Massachusetts (2)	1,848	3
4. North Dakota State (5)	1,808	4
5. Youngstown State*	1,714	5
6. James Madison	1,568	7
7. Furman	1,434	8
8. Hampton	1,371	9
9. New Hampshire	1,316	10
10. Southern Illinois*	1,248	11
11. Illinois State*	1,185	6
12. Tennessee-Martin	1,133	12
13. Coastal Carolina	960	13
14. Eastern Illinois	796	17
15. Cal Poly	771	16
16. San Diego	755	14
17. Northern Iowa	732	20
18. Montana State	657	15
19. Princeton	635	18
20. Portland State	568	21
21. South Dakota State	414	19
22. McNeese State	356	NR
23. Wofford	247	NR
24. Maine	147	22
25. Central Arkansas	133	NR

*Gateway Football Conference member
Illinois State opponent

THE CSN COACHES POLL

Team (first place votes)	Pts.	Prv. Rank
1. Appalachian St (10)	273	1
2. Montana (1)	262	2
3. Massachusetts	253	3
4. North Dakota St	243	4
5. Youngstown St	231	5
6. James Madison	212	8
7. Furman	207	7
8. New Hampshire	186	10
9. Hampton	176	9
10. Southern Illinois	173	11
11. Illinois St	160	6
12. Tenn Martin	145	13
13. Coastal Carolina	125	12
14. Cal Poly	115	16
15. Northern Iowa	103	21
16. Eastern Illinois	97	17
17. San Diego	94	15
18. Princeton	86	19
19. Montana St	85	14
Portland St	85	20
21. South Dakota St	51	18
22. McNeese State	45	NR
23. Monmouth	31	NR
24. Wofford	29	NR
25. Yale	18	NR

*Gateway Football Conference member
Illinois State opponent

REDBIRDS IN THE POLLS

	TSN	CSN
Week 1	9	No Poll
Week 2	7	9
Week 3	7	6
Week 4	6	6
Week 5	6	5
Week 6	6	5
Week 7	5	5
Week 8	3	3
Week 9	3	2
Week 10	8	9
Week 11	7	7
Week 12	6	6
Week 13	11	11

ILLINOIS STATE' SCORING DRIVES/PLAYS

Qtr.	Opponent	Time	Scoring Play	Conversion	Plays-Yds.	TOP	Score
1	Kansas State	9:42	Mazur 35-yard field goal		11-53	4:41	3-0
3	Kansas State	12:25	Robinson 4-yard pass from Drone	Mazur kick	7-86	2:35	10-10
4	Kansas State	12:35	Robinson 2-yard pass from Drone	Mazur kick	13-80	7:00	17-13
4	Kansas State	3:02	Jackson 3-yard pass from Drone	Rush Failed	11-47	5:23	23-24
2	C. Arkansas	14:12	Mazur 23-yard field goal		13-83	2:26	3-0
2	C. Arkansas	10:04	Mazur 25-yard field goal		7-34	2:11	6-0
3	C. Arkansas	12:18	Rourke 61-yard pass from Drone	Pass Failed	6-95	2:33	12-0
4	C. Arkansas	12:36	Mazur 20-yard field goal		9-71	3:40	15-3
4	C. Arkansas	3:03	Mazur 35-yard field goal		4-5	1:07	18-3
2	Eastern Illinois	12:48	Rembert 1-yard run	Mazur kick	8-80	2:47	7-10
2	Eastern Illinois	4:59	Jackson 55-yard pass from Drone	Mazur kick	3-73	1:08	14-16
2	Eastern Illinois	1:58	Horton 41-yard pass from Drone	Rush Failed	3-43	1:28	20-16
2	Eastern Illinois	:17	Mazur 24-yard field goal		4-1	:54	23-16
3	Eastern Illinois	3:50	Rembert 4-yard run	Mazur kick	7-36	1:58	30-23
4	Eastern Illinois	12:49	Jackson 4-yard pass from Drone	Mazur kick	7-61	3:06	37-23
4	Eastern Illinois	:35	R. Rice 24-yard run	Mazur kick	10-80	4:01	44-30
1	Murray State	3:41	Drone 1-yard run	Mazur kick	7-50	2:40	7-0
2	Murray State	12:56	Rembert 4-yard run	Mazur kick	7-75	2:52	14-0
3	Murray State	12:39	Rembert 9-yard run	Mazur kick	1-9	:06	21-14
3	Murray State	8:12	Robinson 26-yard pass from Drone	Mazur kick	7-34	3:27	28-14
4	Murray State	9:57	Robinson 6-yard pass from Drone	Mazur kick	15-80	6:48	35-14
2	Western Ky.	14:01	R. Rice 2-yard run	Mazur kick	3-45	1:03	7-3
2	Western Ky.	:22	Harcar 1-yard pass from Drone	Mazur kick	9-80	2:05	14-13
3	Western Ky.	10:38	Rembert 13-yard run	Mazur kick	9-78	4:15	21-13
4	Western Ky.	10:40	Rembert 2-yard run	Mazur kick	13-80	7:32	28-27
1	Southern Illinois	1:04	Rembert 4-yard run	Mazur kick	7-68	3:15	7-3
2	Southern Illinois	1:55	R. Rice 17-yard run	Mazur kick	10-92	3:49	14-10
2	Southern Illinois	:17	Mazur 19-yard field goal		5-31	:44	17-10
3	Southern Illinois	12:22	Jackson 36-yard pass from Drone	Mazur kick	6-62	2:26	24-10
3	Southern Illinois	7:33	Horton 68-yard pass from Drone	Kick Failed	3-93	1:16	30-10
4	Southern Illinois	8:09	R. Rice 6-yard run	Mazur kick	8-60	4:19	37-10
1	Western Illinois	4:19	Mazur 37-yard field goal		9-46	3:18	3-7
2	Western Illinois	7:49	Rembert 1-yard run	Mazur kick	12-80	5:46	10-14
2	Western Illinois	1:30	Mordis 15-yard pass from Drone	Mazur kick	8-65	3:07	17-14
3	Western Illinois	10:03	Mazur 20-yard field goal		10-47	4:57	20-14
3	Western Illinois	4:23	Rembert 1-yard run	Mazur kick	8-76	3:06	27-14
2	Youngstown St.	9:58	Thomas 28-yard interception return	Mazur kick			7-6
4	Youngstown St.	11:38	Rembert 2-yard run	Kick Failed	7-53	3:28	13-20
1	Missouri State	11:39	Rembert 9-yard run	Mazur kick	7-78	3:21	7-0
1	Missouri State	5:02	Drone 1-yard run	Mazur kick	10-80	4:35	14-0
2	Missouri State	8:16	Rembert 2-yard run	Mazur kick	14-98	6:41	21-0
3	Missouri State	9:40	Rembert 5-yard run	Mazur kick	7-65	3:33	28-0
3	Missouri State	5:26	Passarelli 25-yard pass from Drone	Mazur kick	6-36	1:34	35-0
4	Missouri State	9:24	Mazur 24-yard field goal		10-81	5:23	38-7
1	Indiana State	7:05	Robinson 90-yard pass from Drone	Mazur kick	1-90	:22	7-0
1	Indiana State	:29	Jackson 52-yard pass from Drone	Mazur kick	7-83	2:51	14-7
2	Indiana State	8:23	Harcar 1-yard pass from Drone	Mazur kick	8-80	4:17	21-7
4	Indiana State	11:29	Jackson 12-yard pass from Drone	Mazur kick	6-50	2:07	28-20
4	Indiana State	5:21	R. Rice 18-yard run	Mazur kick	8-54	4:07	35-20
4	Indiana State	2:17	Drone 4-yard run	Mazur kick	4-29	2:08	42-20
1	Northern Iowa	4:15	Rembert 4-yard run	Mazur kick	6-80	3:16	7-7
2	Northern Iowa	:49	R. Rice 2-yard run	Kick failed	10-81	4:20	13-28
3	Northern Iowa	9:34	Rembert 1-yard run	Mazur kick	10-57	5:19	20-28
4	Northern Iowa	10:23	Rembert 31-yard pass from Drone	Mazur kick	8-66	3:27	27-35

OPPONENT SCORING DRIVES/PLAYS

Qtr.	Opponent	Time	Scoring Play	Conversion	Plays-Yds.	TOP	Score
2	Kansas State	4:54	Snodgrass 52-yard field goal		13-59	4:52	3-3
2	Kansas State	1:55	Figurs 81-yard punt return	Snodgrass kick			3-10
3	Kansas State	4:35	Snodgrass 41-yard field goal		7-10	3:28	10-13
4	Kansas State	8:36	Snodgrass 30-yard field goal		10-45	3:50	17-16
4	Kansas State	8:25	Garvin 9-yard fumble recovery	Norwood catch			17-24
3	Central Arkansas	1:25	Paul 31-yard field goal		8-73	3:49	12-3
1	Eastern Illinois	7:58	Webb 4-yard run	Yates kick	10-64	4:42	0-7
1	Eastern Illinois	:43	Yates 33-yard field goal		8-14	3:51	0-10
2	Eastern Illinois	6:19	Rucker 28-yard pass from Donato	Kick Failed	5-53	1:49	7-16
3	Eastern Illinois	10:50	Rucker 19-yard pass from Donato	Yates kick	8-46	3:55	23-23
4	Eastern Illinois	4:43	Voss 11-yard pass from Donato	Yates kick	9-39	3:36	30-37
2	Murray State	7:10	Woods 75-yard pass from Barnard	Crass kick	1-75	:30	7-14
2	Murray State	:22	Harper 7-yard pass from Barnard	Crass kick	8-60	1:30	14-14
1	Western Ky.	6:13	James 37-yard field goal		6-26	3:36	0-3
2	Western Ky.	11:56	Hamilton 24-yard pass from Haddix	James kick	4-80	1:56	7-10
2	Western Ky.	2:38	James 29-yard field goal		14-60	7:54	7-13
3	Western Ky.	8:10	Moore 1-yard run	James kick	5-42	2:14	21-20
3	Western Ky.	3:11	Hamilton 45-yard pass from Haddix	James kick	6-80	2:36	21-27
1	Southern Illinois	7:54	Coffin 38-yard field goal		14-61	7:06	0-3
2	Southern Illinois	11:47	Jones 8-yard pass from Hill	Coffin kick	9-82	4:08	7-10
1	Western Illinois	11:34	Thomas 18-yard run	Rowan kick	6-64	3:26	0-7
2	Western Illinois	13:35	Payne 1-yard run	Rowan kick	13-72	5:44	3-14
1	Youngstown St.	4:42	Mason 1-yard run	Kick Failed	12-61	7:27	0-6
2	Youngstown St.	8:09	Gibson 17-yard run	Kick Blocked	4-69	1:38	7-12
3	Youngstown St.	3:04	Mason 7-yard run	Irizarry catch	7-40	3:29	7-20
4	Youngstown St.	4:43	Zetts 1-yard run	Palmer kick	14-72	6:44	13-27
4	Missouri State	14:57	McIntosh 1-yard run	Stokes kick	14-69	5:18	7-35
4	Missouri State	5:44	Nicholson 19-yard pass from Horner	Stokes kick	12-75	3:32	14-38
1	Indiana State	3:33	Berman 41-yard pass from Murphy	Hooper kick	8-77	3:20	7-7
2	Indiana State	:01	Hooper 40-yard field goal		8-53	1:00	10-21
3	Indiana State	8:40	Hooper 40-yard field goal		12-50	4:35	13-21
3	Indiana State	1:23	Murphy 7-yard run	Hooper kick	11-62	5:20	20-21
1	Northern Iowa	7:31	Lewis 1-yard run	Wingert kick	7-80	2:43	0-7
1	Northern Iowa	1:05	V. Williams 34-yard pass from Sanders	Wingert kick	1-34	:16	7-14
2	Northern Iowa	14:27	Gray 57-yard pass from V. Williams	Wingert kick	1-57	:28	7-21
2	Northern Iowa	5:09	D. Williams 45-yard pass from Sanders	Wingert kick	1-45	:17	7-28
4	Northern Iowa	14:02	Sanders 1-yard run	Wingert kick	10-80	4:06	20-35
4	Northern Iowa	6:37	Wingert 21-yard field goal		8-50	3:36	27-38

NATIONAL RANKINGS

Team Statistics	Rank	Avg.
Rushing Offense	38	168.91
Passing Offense	17	235.90
Total Offense	6	404.82
Scoring Offense	14	30.18
Rushing Defense	66	150.30
Pass Efficiency Defense	58	122.61
Total Defense	73	351.91
Scoring Defense	32	20.10
Net Punting	44	32.85
Punt Returns	90	6.79
Kickoff Returns	46	20.00
Turnover Margin	13	.82
Pass Defense	81	201.64
Passing Efficiency	9	151.13
Sacks	70	1.55
Tackles for Loss	78	4.82
Sacks Allowed	21	1.18

Individual Statistics in the Top 20

Pierre Rembert - Rushing	5	137.00
Luke Drone - Passing Efficiency	10	152.80
Luke Drone - Passing Yds. Per Game	13	235.91
Luke Drone - Total Offense	14	234.60
Pierre Rembert - Scoring	15	8.73
Pierre Rembert - All Purpose	10	151.36
Cameron Siskowic - Total Tackles	2	11.82
Kye Stewart - Total Tackles	4	11.50

TOP FIVE UNDER JOHNSON

Here is a top five list of ISU players that have passed for 300 yards or rushed or caught 100 yards in Denver Johnson's tenure:

100-Yard Rushing Games (50)

272. Pierre Rembert at Missouri State (11/5/05)
239. Sha-Ron Edwards at Missouri State (11/8/03)
233. Sha-Ron Edwards vs. Western Ky. (10/18/03)
230. Pierre Rembert at Western Illinois (10/21/06)
222. Brian Thompson vs. Y'stown State (10/23/04)

300-Yard Passing Games (12)

440. Luke Drone vs. Indiana State (11/12/05)
385. Mike Souza at Illinois (9/6/03)
372. Yance Vaughan at Minnesota (9/11/04)
350. Kevin Glenn vs. Missouri State (11/18/00)
348. Yance Vaughan at Indiana State (10/2/04)

100-Yard Receiving Games (25)

292. Laurént Robinson vs. Indiana State (11/12/05)
243. Laurént Robinson vs. Northern Iowa (10/22/05)
243. Dwayne Smith at Illinois (9/6/03)
183. Vito Golson vs. Northern Iowa (10/27/01)
180. Laurént Robinson at Southern Illinois (10/15/05)

ISU LONG PLAYS

Plays of 20 or more yards from scrimmage ...

	ISU	Opp.
at Kansas St.	3	2
C. Arkansas	3	5
E. Illinois	5	1
at Murray St.	2	3
at Western Ky.	6	7
S. Illinois	5	1
at W. Illinois	3	5
Y'stown St.	4	2
Missouri St.	7	1
at Indiana St.	7	3
at N. Iowa	2	6



THE REDBIRDS' RECORD WHEN

	2006	DJ Era*
Playing at home	4-1	26-14
Playing on the road	4-2	14-24
Playing on a neutral field	0-0	0-0
Playing at night	4-1	15-10
Playing during the day	4-2	25-28
ISU scores on first possession	1-1	17-5
Opponent scores on first possession	3-1	12-18
ISU scores first	4-1	22-8
Opponent scores first	4-2	17-29
ISU leads after the 1st quarter	4-1	20-8
Opponent leads after 1st quarter	3-2	10-25
ISU leads at halftime	7-0	27-8
Opponent leads at halftime	0-3	8-29
ISU leads after 3rd quarter	7-0	28-6
Opponent leads after 3rd quarter	1-3	9-31
Game goes into overtime	0-0	1-2
ISU has more total yards	7-2	32-16
Opponent has more total yards	1-1	7-23
ISU has more rushing yards	6-1	31-13
Opponent has more rushing yards	2-2	8-26
ISU has more passing yards	4-3	27-22
Opponent has more passing yards	4-0	12-16
ISU has more turnovers	2-1	12-24
Opponent has more turnovers	5-1	21-9
Teams have equal turnovers	1-0	6-5
ISU has more penalties	4-0	20-17
Opponent has more penalties	3-3	15-20
ISU has more time of possession	4-2	22-16
Opponent has more time of possession	4-1	16-23
ISU has 100-yard rusher	8-2	33-16
Opponent has 100-yard rusher	3-2	15-23
ISU scores at least 20 points	7-2	35-18
Opponent scores at least 20 points	3-3	15-35
ISU throws for 300 yards	1-0	9-5
Opponent throws for 300 yards	0-0	1-10
Playing on natural grass	1-0	3-7
Playing on artificial surface	7-3	35-33
ISU defense scores	0-1	7-6
Opponent defense scores	0-0	2-11
ISU returns KO/Punt for TD	0-0	1-0
Opponent returns KO/Punt for TD	0-1	2-3

*Denotes the Denver Johnson era (2000-present)

THE LAST TIME IT HAPPENED

ILLINOIS STATE INDIVIDUAL

Rushed for 100 yards	132, Pierre Rembert at Indiana State, 11-9-06
Rushed for 200 yards	210, Pierre Rembert at Northern Iowa, 11-18-06
Passed for 200 yards	258, Luke Drone at Northern Iowa, 11-18-06
Passed for 300 yards	305, Luke Drone vs. Missouri State, 11-4-06
Passed for 400 yards	440, Luke Drone vs. Indiana State, 11-12-05
Had 10 receptions	14, Laurént Robinson vs. Indiana State, 11-12-05
Had 100 yards receiving	169, Laurént Robinson at Indiana State, 11-9-06
Returned a punt for a TD	Joe Walkins (52 yards) vs. Y'stown St., 10-23-04
Returned a kickoff for a TD	LaShawn Bullock (97 yards) vs. Y'stown St., 10-23-04
Returned an interception for a TD	Jarek Thomas (28 yards) vs. Y'stown St., 10-28-06
Returned a fumble for a TD	James Temple (56 yards) vs. Western Kentucky, 10-8-05
Returned a blocked FG for a TD	Armando Andrade (85 yards) vs. W. Va. Tech, 8-31-00
Returned a blocked punt for a TD	Justin Frierson (28 yards) vs. Prairie View A&M, 10-21-00
Rushed for three touchdowns	3, Pierre Rembert vs. Missouri State, 11-4-06
Threw three touchdown passes	4, Luke Drone at Indiana State, 11-9-06
Caught three touchdown passes	3, Laurént Robinson vs. Indiana State, 11-12-05
Kicked three field goals	4, Kevin Mazur vs. Central Arkansas, 9-9-06
Had a 70-yard run from scrimmage	70, Demetrus Johnson vs. Saint Xavier, 9-2-04
Had a 70-yard pass completion	90, Luke Drone to Laurént Robinson at Indiana St., 11-9-06
Had 20 tackles	22, Cameron Siskowic vs. Eastern Illinois, 9-16-06
Had 50-yard field goal	50, Stephen Carroll at S. Illinois, 10-14-03
Had a 70-yard punt	70, Ryan Hoffman vs. Y'stown St., 10-23-04

ILLINOIS STATE TEAM

400 yards rushing	405 vs. Youngstown State, 11-14-98
300 yards rushing	341 at Missouri State, 11-5-05
400 yards passing	440 vs. Indiana State, 11-12-05
300 yards passing	305 vs. Missouri State, 11-4-06
500 yards total offense	527 vs. Missouri State, 11-4-06
30 first downs	35 vs. Indiana State, 11-12-05
50 points	70 vs. Indiana State, 11-12-05
Scored a safety	at Youngstown State (sacked punter), 10-25-03
Posted a shutout	Illinois State 42, Murray State 0, 9-24-05
Held an opponent under 100 yards rushing	77 at Western Illinois, 10-21-06
Held an opponent under 100 yards passing	93 vs. Youngstown State, 10-28-06
Held an opponent under 200 total yards	135 vs. Murray State, 9-24-05
Held an opponent under 100 total yards	87 vs. Lincoln, 9-1-84
Blocked a punt	at Northern Iowa, 11-13-04
Blocked a field goal	vs. Drake, 9-10-05
Blocked an extra point attempt	vs. Youngstown State, 10-28-06

OPPONENT INDIVIDUAL

Rushed for 100 yards	113, Corey Lewis, Northern Iowa, 11-18-06
Rushed for 200 yards	207, Julian Reese, Indiana State, 11-10-01
Passed for 200 yards	279, Reilly Murphy, Indiana State, 11-9-06
Passed for 300 yards	314, Bret Meyer, Iowa State, 9-3-05
Passed for 400 yards	460, A.J. Porter, Missouri State, 11-8-03
Had 10 receptions	10, Jeff Hewitt, Missouri State, 11-18-00
Had 100 yards receiving	105, Jeremy Nicholson, Missouri State, 11-04-06
Returned a punt for a TD	81, Yamon Figurs, Kansas State, 9-2-06
Returned a kickoff for a TD	Steven Rush (100 yards), Missouri State, 10-9-04
Returned an interception for a TD	Fred Miller (32 yards), Eastern Illinois, 9-20-03
Returned a fumble for a TD	9, Byron Garwin at Kansas State, 9-2-05
Returned a blocked FG for a TD	Travis Williams (66 yards), Illinois, 9-6-03
Returned a blocked punt for a TD	Jason Newell (5 yards), Southern Illinois, 10-6-01
Rushed for three touchdowns	3, Andre Forte, Indiana State, 11-12-05
Threw three touchdown passes	3, Mike Donato, Eastern Illinois, 9-16-06
Caught three touchdown passes	4, Steven Rush, Missouri State, 11-8-03
Kicked three field goals	3, Chris James, Western Kentucky, 10-8-05
Had a 70-yard run from scrimmage	80, Laurence Maroney, Minnesota, 9-11-04
Had a 70-yard pass completion	75, Zach Barnard to Dante Woods, Murray State 9-23-06
Had 20 tackles	21, Ian Dominelli, Youngstown State, 10-30-99
Had 50-yard field goal	52, Jeff Snodgrass at Kansas State, 9-2-06
Had a 70-yard punt	74, Jim Hannula, Northern Illinois, 9-30-78

OPPONENT TEAM

400 yards rushing	474, Western Kentucky, 11-3-01
300 yards rushing	352, Youngstown State, 10-28-06
400 yards passing	460, Missouri State, 11-8-03
300 yards passing	314, Iowa State, 9-3-05
500 yards total offense	504, Western Illinois, 10-29-05
30 first downs	32, UNLV, 9-27-97
50 points	58, Western Kentucky, 11-3-01
Scored a safety	Iowa State, 9-3-05
Posted a shutout	Florida Atlantic, 11-20-04
Held ISU under 100 yards rushing	18, Youngstown State, 10-28-06
Held ISU under 100 yards passing	53, Drake, 8-28-03
Held ISU under 200 total yards	161, Youngstown State, 10-28-06
Held ISU under 100 total yards	94, Central State, 9-9-89
Blocked a punt	Drake, 9-10-05
Blocked a field goal	Southern Illinois, 10-14-06
Blocked an extra point attempt	Northern Iowa, 11-18-06

#6 Illinois State 35, Murray St. 14

September 23, 2006 • Murray, Ky. • Roy Stewart Stadium
Attendance: 4,075

GAME SUMMARY

Rembert, Redbirds Outrun Racers

MURRAY, Ky. - Illinois State senior running back Pierre Rembert totaled 184 yards and two touchdowns on a career-high 39 carries to pace the Redbirds to a 35-14 non-conference victory over Murray State Saturday night.

With the game tied at the half 14-14, the Redbird defense made an immediate impact to begin the third quarter, as Ronnie Tate forced a Barnes fumble and then recovered the ball on the Murray State 9-yard line.

On the next Racer possession, Leon Kittrell intercepted the first pass of his career to give ISU the ball back. The 'Birds would take advantage of the turnover once again, as Drone connected with Robinson for a 26-yard touchdown pass and Mazur's fourth PAT conversion gave ISU a 14-point advantage at 28-14.

In the fourth quarter, Drone and Robinson connected on their second touchdown reception of the game and the ISU lead jumped out to three touchdowns. Mazur's PAT conversion widened the lead to 35-14 with 9:57 left in the game.

SCORING SUMMARY

Table with 5 columns: Team, Q1, Q2, Q3, Q4, FINAL. Rows for Illinois State (3-1) and Murray State (1-3).

FIRST QUARTER

ISU - Drone 1-yard run (Mazur kick), 3:41

SECOND QUARTER

ISU - R. Rice 2-yard run (Mazur kick), 14:01

THIRD QUARTER

ISU - R. Rice 17-yard run (Mazur kick), 1:55

TEAM STATISTICS

Table comparing ISU and MSU statistics: First Downs, Rushing Attempts-Yards, Passing, etc.

INDIVIDUAL STATISTICS

RUSHING: (ISU) - R. Rice 8-15, Blow 1-0, Team 1(-2), Drone 6(-11).

PASSING: (ISU) - Drone 10-20-2-159. (MSU) - Barnard 17-28-2-223.

RECEIVING: (ISU) - Robinson 6-121, Jackson 3-31, Rourke 1-7. (MSU) - Harper 7-78, Eiland 5-52, Cook 3-10, Woods 2-83.

TACKLE LEADERS: (ISU) - Stewart 7-2-9, Caesar 6-0-6, C. Siskowic 5-0-5, R. Tate 4-0-4, Kittrell 3-0-3. (MSU) - Webber 15-0-15, Williams 4-5-9, Spinks 8-0-8, Butler 6-2-8, Roach 6-0-6.

#6 Illinois State 28, Western Ky. 27

October 7, 2006 • Bowling Green, Ky. • L.T. Smith Stadium
Attendance: 7,661

GAME SUMMARY

No. 6 Redbirds Open Gateway Play with 28-27 Win at WKU

BOWLING GREEN, Ky. - Heading into Saturday's Gateway Football Conference opener at Western Kentucky, the No. 6 ranked Illinois State Redbirds were looking break a streak of five consecutive losses to the Hilltoppers.

Once again the game was decided by a field goal, but this time it was WKU's Chris James bouncing a 19-yard field goal off the left upright with 4:03 left in the game and paving the way for a Redbird victory.

Leading 14-13, the Redbirds came out and put up a quick score in the second half, driving 78 yards on nine plays taking 4:15 off the clock.

On their next possession, the Hilltoppers answered with a touchdown of their own, courtesy of a one-yard touchdown run by Lerron Moore to cut the ISU lead to two and after the extra point conversion, the score was 21-20 in favor of ISU.

In the fourth quarter, the Redbirds regained the lead on a 2-yard touchdown run by R. Rice, his second of the game, and tied the score at 27-27.

After James missed an 19-yard field goal off the left upright, the Redbirds got the ball back with 4:03 left in the game and the 'Birds ran out the clock to secure the 28-27 victory.

SCORING SUMMARY

Table with 5 columns: Team, Q1, Q2, Q3, Q4, FINAL. Rows for Illinois State (4-1) and Western Kentucky (2-3).

FIRST QUARTER

WKU - James 37-yard field goal, 6:13

SECOND QUARTER

ISU - R. Rice 2-yard run (Mazur kick), 14:01

THIRD QUARTER

ISU - R. Rice 13-yard run (Mazur kick), 10:38

FOURTH QUARTER

ISU - R. Rice 2-yard run (Mazur kick), 10:40

TEAM STATISTICS

Table comparing ISU and WKU statistics: First Downs, Rushing Attempts-Yards, Passing, etc.

RUSHING: (ISU) - R. Rice 7-26, Drone 2(-3). (WKU) - Moore 25-148, Haddix 5-18, Hamilton 1-5, Hayden 2-3.

PASSING: (ISU) - Drone 12-17-0-204. (WKU) - Haddix 19-26-0-291.

RECEIVING: (ISU) - Robinson 2-48, Jackson 2-47, D. Passarelli 2-41, Mordis 2-14, Rourke 1-36, R. Rice 1-12, Horton 1-5, Harcar 1-1. (WKU) - Hamilton 9-173, Gaebler 5-84, Moore 3-34, Brunemann 1-0, Johnson 1-0.

TACKLE LEADERS: (ISU) - Campbell 5-7-12, Stewart 2-10-12, C. Siskowic 5-4-9, Nelson 2-7-9, Kittrell 2-3-5. (WKU) - Rumph 4-5-9, Hedges 6-2-8, Boyd 2-6-8, Etheridge 4-1-5, Caldwell 3-2-5.

#5 Illinois State, #7 S. Illinois

October 14, 2006 • Normal, Ill. • Hancock Stadium
Attendance: xxxx

GAME SUMMARY

ISU Shuts Down SIU Offense, Notches Homecoming Win

NORMAL, Ill. - There was a lot of hype surrounding today's homecoming football game between the Illinois State Redbirds and the Southern Illinois Salukis. The No. 5 'Birds responded, not allowing an SIU score in the second half, downing the No. 7 team in the country, 37-10 in Gateway Football Conference action, Saturday afternoon at Hancock Stadium.

A crowd of 17,237 came out to watch the two, top-10 ranked teams battle, the sixth highest in Hancock Stadium history. The crowd was the most to see an Illinois State football game in over 30 years.

The 'Birds handed Southern Illinois its first loss of the year, as the Salukis move to 5-1 overall, 1-1 in Gateway play. Illinois State improves to 5-1 on the year, staying undefeated in GFC action at 2-0.

Southern Illinois capitalized on its first scoring drive of the game, as senior Craig Coffin capped off a 14-play, 61-yard scoring drive with a field goal from 38 yards to give the Salukis an early 3-0 lead just over seven minutes into the first quarter.

Answering for the 'Birds was Pierre Rembert who scampered, untouched, into the end zone at the 1:04 mark in the first half. The touchdown ended a 68-yard crusade for the 'Birds. Kevin Mazur added the extra point for ISU, giving the Redbirds a 7-3 advantage.

Just three minutes into the second quarter, a roughing the passer penalty was assigned to SIU, calling off an interception from Saluki quarterback Nick Hill to ISU defensive back James Temple. SIU gained 15 yards on the penalty, setting up an eight yard touchdown reception from Hill to tight end Braden Jones. The score at the 11:47 mark in the second quarter set the score in favor of the Salukis, 10-7.

SIU never cracked the scoring column again, as the Redbirds rattled off 30 unanswered points, including 10 in the second quarter to take a 17-10 halftime lead.

SCORING SUMMARY

Table with 5 columns: Team, Q1, Q2, Q3, Q4, FINAL. Rows for Southern Illinois (5-1) and Illinois State (5-1).

FIRST QUARTER

SIU - Coffin 38-yard field goal, 7:54

ISU - R. Rice 4-yard run (Mazur kick), 1:04

SECOND QUARTER

SIU - Jones 8-yard pass from Hill (Coffin kick), 11:47

ISU - R. Rice 17-yard run (Mazur kick), 1:55

ISU - Mazur 19-yard field goal, 1:17

THIRD QUARTER

ISU - Jackson 36-yard pass from Drone (Mazur kick), 12:22

ISU - Horton 68-yard pass from Drone (Mazur kick failed), 7:33

FOURTH QUARTER

ISU - R. Rice 6-yard run (Mazur kick), 8:09

TEAM STATISTICS

Table comparing SIU and ISU statistics: First Downs, Rushing Attempts-Yards, Passing, etc.

INDIVIDUAL STATISTICS

RUSHING: (SIU) - Whitlock 27-140, Hill 10-32, Allen 4-13, Turner 1-6. (ISU) - R. Rice 19-137, R. Rice 12-53, Blow 5-22, Abrams 3-17, Drone 2(-2), Team 3(-3), Horton 1(-5).

PASSING: (SIU) - Hill 9-17-1-88. (ISU) - Drone 14-18-0-280.

RECEIVING: (SIU) - Jones 3-19, Turner 2-40, Beeler 2-19, Upthegrove 1-7, Wise 1-3. (ISU) - Jackson 5-113, Horton 4-120, Robinson 1-23, Rourke 1-16, Meredith 1-7, R. Rice 1-1, Mordis 1-0.

TACKLE LEADERS: (SIU) - Jordan 2-8-10, Johnson 4-5-9, Heaston 5-3-8, Moe 4-4-8, Bruner 3-2-5. (ISU) - Stewart 7-10-17, C. Siskowic 6-6-12, Nelson 2-5-7, Martindale 4-2-6, Campbell 2-4-6.

#7 Illinois State 42, Indiana St. 20

November 11, 2006 • Terre Haute, Ind. • Memorial Stadium
Attendance: 2,341

► GAME SUMMARY

Redbirds Secure Eighth Victory, Defeat Indiana State

TERRE HAUTE, Ind. – The Illinois State Redbirds traveled to face Indiana State with the opportunity to do something it had not done since 1999, win eight games. With strong air attack that racked up four touchdowns through the air and a solid rushing offense, the Redbirds (8-2, 5-1 GFC) did just that and defeated the Sycamores (1-10, 1-6 GFC) at Memorial Stadium.



Illinois State took an early 7-0 lead as Luke Drone and Laurént Robinson connected on a 90-yard touchdown pass with 7:05 left in the first quarter. The catch extended Robinson's school record to 32 consecutive games played with a reception and was the fourth longest touchdown reception in school history.

However, Indiana State answered on its next drive with a touchdown pass of its own, a 40-yard connection from Reilly Murphy to Carl Berman to tie the score at 7-7 with 3:38 left in the first quarter. The game was not tied long, though, as Drone threw his second touchdown pass of the day, this time to Pierre Jackson, to re-claim the lead at 14-0 late in the first quarter.

The Redbirds third touchdown of the day was set up by a Pierre Rembert 50-yard dash and capped off by a one yard touchdown pass from Drone to Garin Harcar. After the Kevin Mazur extra point conversion, the Birds extended the lead to 21-7 with 8:23 left in the first half. With one second left in the half, Indiana State's Kyle Hooper booted a 40-yard field goal to cut into the Illinois State lead 21-10 heading into the locker room.

Hooper's 40-yard field goal with 8:40 left in the third quarter brought Indiana State closer at 21-13. A 7-yard touchdown scramble by Murphy with 1:23 left in the third quarter cut the Illinois State lead to one at 21-20.

Just 3:31 seconds into the fourth quarter, the Redbirds answered back on a 12-yard touchdown pass from Drone to Jackson, their second touchdown connection of the day and Drone's fourth, to widen the lead to 28-20. The Birds would then widen the lead to two touchdowns once again on a Rafael Rice 18-yard touchdown run with 5:21 left in the game to make the score 35-20. Drone put the cap on the game with a 4-yard touchdown run with 2:17 left to bring the score to its final at 42-20.

► SCORING SUMMARY

SCOREBOARD	1	2	3	4	FINAL
ILLINOIS STATE (8-2)	14	7	0	21	42
Indiana State (1-10)	7	3	10	0	20

FIRST QUARTER

ILS – Robinson 90-yard pass from Drone (Mazur kick), 7:05
INS – Berman 41-yard pass from Murphy (Hooper kick), 3:33
ILS – Jackson 52-yard pass from Drone (Mazur kick), :29

SECOND QUARTER

ILS – Harcar 1-yard pass from Drone (Mauzr kick), 8:23
INS – Hooper 40-yard field goal, :01

THIRD QUARTER

INS – Hooper 40-yard field goal, 8:40
INS – Murphy 7-yard run (Hooper kick), 1:23

FOURTH QUARTER

ILS – Jackson 12-yard pass from Drone (Mazur kick), 11:29
ILS – R. Rice 18-yard run (Mazur kick), 5:21
ILS – Drone 4-yard run (Mazur kick), 2:17

► TEAM STATISTICS

	ILS	INS
First Downs	16	26
Rushing Attempts-Yards	34-170	37-152
Passing	16-26-0	26-47-0
Passing Yards	298	279
Total Offense	468	431
Fumbles-Lost	0-0	0-0
Penalties-Yards	4-29	4-30
Time of Possession	28:31	31:29

► INDIVIDUAL STATISTICS

RUSHING: (ILS) – Rembert 27-132, R. Rice 4-42, Drone 3-(-4). (INS) – West 22-88, Thomas 5-31, Murphy 9-22, Berman 1-11.

PASSING: (ILS) – Drone 16-26-0-298. (INS) – Murphy 26-46-0-279, Logan 0-1-0-0.

RECEIVING: (ILS) – Robinson 6-169, Jackson 5-85, Horton 2-39, Mordis 1-5, Harcar 1-1, Rembert 1-(-1). (INS) – Robinson 6-77, Logan 6-47, Berman 5-83, Thomas 4-21, Jackson 3-19, West 2-32.

TACKLE LEADERS: (ILS) – Campbell 7-4-11, Stewart 5-6-11, C. Siskowic 4-7-11, R. Tate 4-6-10, Nelson 4-4-8. (INS) – Price 3-6-9, Jones 1-8-9, Faulkner 1-7-8, Archie 2-3-5, McCleskey 2-3-5.

#20 UNI 38, #6 Illinois State 27

November 18, 2006 • Cedar Falls, Iowa • UNI-Dome
Attendance: 10,827

► GAME SUMMARY

Redbirds Miss Out on Conference Title, Fall to UNI 38-27

CEDAR FALLS, Iowa – The Illinois State football team was looking to secure a share of the Gateway Football Conference title for the first time since 1999 with a win against Northern Iowa on Saturday. Despite 210 yards rushing and three touchdowns from Pierre Rembert, the Redbirds (8-3, 5-2 GFC) turned the ball over four times and the Panthers (7-4, 5-2 GFC) took advantage, spoiling ISU's shot at a conference crown, and secured a 38-27 victory in front of 10,827 fans at the UNI-Dome.



UNI got on the scoreboard first on a one-yard touchdown run by Corey Lewis, making the score 7-0 with 7:31 left in the first quarter. ISU would answer on its very next drive, to tie the score at 7-7. The drive, which covered six plays and 80 yards, was highlighted by a 62-yard completion from Luke Drone to Laurént Robinson. Two plays later, Rembert ran into the end zone from four yards out to knot the score at seven apiece.

After recovering a fumbled punt by ISU's Jason Horton, UNI took advantage of the turnover and scored on its first play of the drive. Quarterback Eric Sanders found wide receiver Victor Williams in the corner of the end zone for a 34-yard touchdown pass to regain the lead at 14-7.

The Panthers would then extend the lead to two touchdowns 33 seconds into the second quarter, after an interception by Drone. Sanders tossed a pass to Williams, who then aired out a 57-yard touchdown pass to Johnny Gray to make the score 21-7 in favor of UNI. A 45-yard touchdown pass from Sanders to Darian Williams then widened the Panthers' lead to 28-7 with 5:09 left in the first half.

With 49 seconds left in the half, the Redbirds drove 81 yards in 10 plays to cut into the Panthers' lead. Rafael Rice capped off the drive with a two-yard touchdown run, however Kevin Mazur's extra point attempt was blocked and UNI took a 28-13 lead into the locker room at halftime.

ISU cut the UNI lead to eight points on its first possession of the second half, by way of a 57-yard scoring drive that took 5:19 off the clock. Carrying the bulk of the load throughout the entire drive, Rembert punched the ball in from one yard out for his second rushing touchdown of the day and made the score 28-20.

► SCORING SUMMARY

SCOREBOARD	1	2	3	4	FINAL
ILLINOIS STATE (8-3)	7	6	7	7	27
Northern Iowa (7-4)	14	14	0	10	38

FIRST QUARTER

UNI – Lewis 1-yard run (Wingert kick), 7:31
ILS – Rembert 4-yard run (Mazur kick), 4:15
UNI – Williams, V. 34-yard pass from Sanders (Wingert kick), 1:05

SECOND QUARTER

UNI – Gray 57-yard pass from Williams, V. (Wingert kick), 14:27
UNI – Williams, D. 45-yard pass from Sanders (Wingert kick), 5:09
ILS – Rice 2-yard run (kick blocked), :49

THIRD QUARTER

ILS – Rembert 1-yard run (Mazur kick), 9:34

FOURTH QUARTER

UNI – Sanders 1-yard run (Wingert kick), 14:02
ILS – Rembert 31-yard pass from Drone (Mazur kick), 10:23
UNI – Wingert 21-yard field goal, 6:37

► TEAM STATISTICS

	ILS	UNI
First Downs	23	17
Rushing Attempts-Yards	43-228	41-258
Passing	19-31-3	7-10-0
Passing Yards	258	155
Total Offense	486	413
Fumbles-Lost	1-1	1-1
Penalties-Yards	3-35	8-47
Time of Possession	33:21	26:39

► INDIVIDUAL STATISTICS

RUSHING: (ILS) – Rembert 38-210, R. Rice 4-24, Drone 1-(-6). (UNI) – Lewis 16-113, D. Williams 12-91, Sanders 8-32, Lindgren 4-18, Gray 1-4.

PASSING: (ILS) – Drone 29-19-2-258, D. Passarelli 1-0-1-0, TEAM 1-0-0-0. (UNI) – Sanders 9-6-0-98, V. Williams 1-1-0-57.

RECEIVING: (ILS) – Mordis 5-53, Horton 4-49, Rourke 3-23, Robinson 2-90, Rembert 2-36, Jackson 2-4, Drone 1-3. (UNI) – Gray 2-59, D. Williams 1-45, V. Williams 1-34, Allen 1-12, Lewis 1-4, Hannam 1-1.

TACKLE LEADERS: (ILS) – Campbell 9-0-9, Tate 5-0-5, C. Siskowic 4-1-5, Caesar 4-1-5, Temple 4-0-4. (UNI) – Schratz 7-2-9, Lewis 6-2-8, Carter 5-2-7, Parsons 5-0-5, Alvarez 5-0-5, Tharp 4-1-5, Lacy 4-1-5.

2006 ILLINOIS STATE OPPONENTS' SCHEDULES AND RESULTS

KANSAS STATE WILDCATS
(7-5, 4-4 Big 12)

S2	#9 ILLINOIS STATE	W, 24-23
S9	FLORIDA ATLANTIC	W, 45-0
S16	MARSHALL	W, 23-7
S23	#8 LOUISVILLE	L, 6-24
S30	at Baylor*	L, 3-17
O7	OKLAHOMA STATE*	W, 31-27
O14	#20 NEBRASKA*	L, 3-21
O21	at #24 Missouri*	L, 21-41
O28	IOWA STATE*	W, 31-10
N4	at Colorado*	W, 34-21
N11	#4 TEXAS*	W, 45-42
N18	at Kansas*	L, 20-39

MURRAY STATE RACERS
(1-10, 0-8 OVC)

S2	at Missouri	L, 7-47
S9	at Tennessee State*	L, 15-25
S16	at Indiana State	W, 59-40
S23	#6 ILLINOIS STATE	L, 14-35
S30	Tennessee Tech*	L, 14-20 (ot)
O5	at Jacksonville State*	L, 17-49
O14	SAMFORD*	L, 7-33
O21	at #17 Eastern Illinois*	L, 10-20
O28	SE MISSOURI STATE*	L, 17-24
N4	at Eastern Kentucky*	L, 21-51
N18	#12 TENNESSEE-MARTIN*	L, 14-42

WESTERN ILLINOIS LEATHERNECKS
(5-6, 2-5 GFC)

A31	MOREHEAD STATE	W, 31-6
S9	at Wisconsin	L, 10-34
S16	KENTUCKY WESLEYAN	W, 58-0
S23	at Northern Colorado	W, 42-28
S30	at Western Kentucky*	L, 35-38
O7	at #7 Southern Illinois*	L, 24-31
O14	#6 YOUNGSTOWN STATE*	L, 28-35
O21	#3 ILLINOIS STATE*	L, 14-27
O28	at #7 Northern Iowa*	W, 24-13
N4	INDIANA STATE*	W, 46-41
N11	at Missouri State*	L, 21-24

INDIANA STATE SYCAMORES
(1-10, 1-6 GFC)

S2	at Purdue	L, 35-60
S9	at #20 Eastern Illinois	L, 21-31
S16	MURRAY STATE	L, 40-59
S23	at Northern Illinois	L, 14-48
S30	at #10 Southern Illinois*	L, 3-55
O7	at #8 Youngstown State*	L, 17-55
O14	#14 NORTHERN IOWA*	L, 14-34
O21	MISSOURI STATE*	W, 28-22
O28	at Western Kentucky*	L, 3-41
N4	at Western Illinois*	L, 41-46
N11	#7 ILLINOIS STATE*	L, 20-42

CENTRAL ARKANSAS BEARS
(8-3, 2-0 SLC)

A31	vs. Henderson State	W, 39-6
S9	at #7 Illinois State	L, 3-18
S16	MISSOURI STATE	W, 16-14
S23	at Stephen F. Austin*	W, 37-35
S30	SOUTH DAKOTA	W, 24-0
O7	at South Dakota State	L, 7-20
O14	at #18 UC Davis	L, 13-33
O19	at #25 Sam Houston State*	W, 38-30
N4	SOUTHERN ARKANSAS	W, 55-21
N11	AUGUSTANA (S.D.)	W, 37-13
N18	at Georgia Southern	W, 34-31 (OT)

WESTERN KENTUCKY HILLTOPPERS
(6-5, 4-3 GFC)

S2	at #14 Georgia	L, 12-48
S9	at #23 Eastern Kentucky	L, 21-26
S16	CHATTANOOGA	W, 28-21
S30	#21 WESTERN ILLINOIS*	W, 38-35
O7	#6 ILLINOIS STATE*	L, 27-28
O14	at Missouri State*	W, 17-14
O21	at #13 Southern Illinois*	W, 27-24
O28	INDIANA STATE*	W, 41-3
N4	at #14 Northern Iowa*	L, 20-31
N11	#6 YOUNGSTOWN STATE*	L, 3-19
N18	AUSTIN PEAY	W, 24-14

YOUNGSTOWN STATE PENGUINS
(9-2, 6-1 GFC)

A31	SLIPPERY ROCK	W, 51-21
S9	MAINE	W, 34-14
S16	at #25 Penn State	L, 3-37
S23	#16 UC-DAVIS	W, 38-24
S30	at Missouri State*	W, 37-10
O7	INDIANA STATE*	W, 55-17
O14	at Western Illinois*	W, 35-28
O21	#14 NORTHERN IOWA*	L, 23-31
O28	at #3 Illinois State*	W, 27-13
N4	#12 SOUTHERN ILLINOIS*	W, 31-24
N11	at Western Kentucky*	W, 19-3
N25	#6 JAMES MADISON	6:30 p.m.

NORTHERN IOWA PANTHERS
(7-4, 5-2 GFC)

A31	at Drake	W, 48-7
S9	NORTH DAKOTA	L, 31-35
S16	SOUTH DAKOTA STATE	W, 27-17
S30	at Iowa State	L, 27-28
O7	MISSOURI STATE*	W, 38-7
O14	at Indiana State*	W, 34-14
O21	at #5 Youngstown State*	W, 31-23
O28	WESTERN ILLINOIS*	L, 13-24
N4	WESTERN KENTUCKY*	W, 31-20
N11	at #14 Southern Illinois*	L, 23-47
N18	#6 ILLINOIS STATE*	W, 38-27

EASTERN ILLINOIS PANTHERS
(8-4, 7-1 OVC)

S2	at Illinois	L, 17-42
S9	INDIANA STATE	W, 31-21
S16	at #7 Illinois State	L, 30-44
S23	at Samford*	W, 24-13
S30	at Hawai'i	L, 9-44
O7	SE MISSOURI STATE*	W, 21-0
O14	at Eastern Kentucky*	W, 28-21
O21	MURRAY STATE*	W, 20-10
O28	at #12 Tennessee-Martin*	L, 9-15
N4	TENNESSEE STATE*	W, 29-3
N11	at Tennessee Tech*	W, 38-14
N18	JACKSONVILLE STATE*	W, 28-24
N25	#11 ILLINOIS STATE	1 p.m.

SOUTHERN ILLINOIS SALUKIS
(8-3, 4-3 GFC)

A31	LOCK HAVEN	W, 49-0
S16	at Indiana	W, 35-28
S23	at Arkansas-Pine Bluff	W, 48-16
S30	INDIANA STATE*	W, 55-3
O7	WESTERN ILLINOIS*	W, 31-24
O14	at #5 Illinois State*	L, 10-37
O21	WESTERN KENTUCKY*	L, 24-27
O28	at Missouri State*	W, 27-17
N4	at #7 Youngstown State*	L, 24-31
N11	#12 NORTHERN IOWA*	W, 47-23
N18	SOUTHERN UTAH	W, 59-0
N25	#12 TENN.-MARTIN	1:30 p.m.

MISSOURI STATE BEARS
(2-9, 1-6 GFC)

S2	at Oklahoma State	L, 10-52
S9	SOUTHWEST BAPTIST	W, 45-14
S16	at Central Arkansas	L, 14-16
S23	SAM HOUSTON STATE	L, 17-20
S30	#8 YOUNGSTOWN STATE*	L, 10-37
O7	at #14 Northern Iowa*	L, 7-38
O14	WESTERN KENTUCKY*	L, 14-17
O21	at Indiana State*	L, 22-28
O28	#19 SOUTHERN ILLINOIS*	L, 17-27
N4	at #8 Illinois State*	L, 14-38
N11	WESTERN ILLINOIS*	W, 24-21

ILLINOIS STATE'S NCAA DIVISION I FOOTBALL CHAMPIONSHIP INDIVIDUAL RECORDS

Rushing Yards • Game

- 156 – Aveion Cason vs. Colgate, 11-27-99
- 135 – Sam Zanders at NW State, 11-28-98
- 75 – Dusty Burk vs. Colgate, 11-27-99
- 71 – Kevin Glenn at NW State, 11-28-98
- 65 – Aveion Cason at NW State, 11-28-98

Rushing Touchdowns • Game

- 3 – Aveion Cason vs. Colgate, 11-27-99
- 3 – Sam Zanders at NW State, 11-28-98
- 2 – Willy Watts at Hofstra, 12-4-99

Rushing Attempts • Game

- 21 – Aveion Cason vs. Colgate, 11-27-99
- 21 – Sam Zanders at NW State, 11-28-98
- 18 – Willy Watts vs. Colgate, 11-27-99
- 12 – Willy Watts at Hofstra, 12-4-99
- 12 – Kevin Glenn at NW State, 11-28-98

Average Per Rush • Game (Min 10 att.)

- 7.5 – Dusty Burk (10/75) vs. Colgate, 11-27-99
- 7.4 – Aveion Cason (21/156) vs. Colgate, 11-27-99
- 6.4 – Sam Zanders (21/136) at NW St., 11-28-98
- 5.9 – Aveion Cason (10/59) at Hofstra, 12-4-99
- 5.9 – Kevin Glenn (12/71) at NW St., 11-28-98

Longest Rush • Game

- 44 – Dusty Burk at Hofstra, 12-4-99
- 43 – Aveion Cason at NW State, 11-28-98
- 39 – Sam Zanders at NW State, 11-28-98
- 33 – Kevin Glenn at NW State, 11-28-98
- 26 – Dusty Burk vs. Colgate, 11-27-99

Passing Yards • Game

- 350 – Dusty Burk at Hofstra, 12-4-99
- 219 – Kevin Glenn at NW State, 11-28-98
- 191 – Dusty Burk vs. Ga. Southern, 12-11-99
- 161 – Dusty Burk vs. Colgate, 11-27-99
- 24 – Ryan Spielman at Hofstra, 12-4-99

Passing Touchdowns • Game

- 3 – Dusty Burk vs. Colgate, 11-27-99
- 2 – Dusty Burk vs. Ga. Southern, 12-11-99
- 2 – Dusty Burk at Hofstra, 12-4-99
- 1 – Kevin Glenn at NW State, 11-28-98
- 1 – Ryan Spielman at Hofstra, 12-4-99

Completions • Game

- 31 – Dusty Burk at Hofstra, 12-4-99
- 21 – Dusty Burk vs. Ga. Southern, 12-11-99
- 18 – Kevin Glenn at NW State, 11-28-98
- 12 – Dusty Burk vs. Colgate, 11-27-99
- 3 – Ryan Spielman at Hofstra, 12-4-99

Passing Attempts • Game

- 45 – Kevin Glenn at NW State, 11-28-98
- 37 – Dusty Burk at Hofstra, 12-4-99
- 32 – Dusty Burk vs. Ga. Southern, 12-11-99
- 17 – Dusty Burk vs. Colgate, 11-27-99
- 3 – Ryan Spielman at Hofstra, 12-4-99

Completion Percentage • Game (Min. 15 att.)

- .838 – Dusty Burk (31/37) at Hofstra, 12-4-99
- .705 – Dusty Burk (12/17) vs. Colgate, 11-27-99
- .656 – Dusty Burk (21-32) vs. Ga. Southern, 12-11-99
- .400 – Kevin Glenn (18-45) at NW State, 11-28-98

Longest Completion • Game

- 51 – Kevin Glenn to Jacob Niete at NW State, 11-28-98
- 43 – Dusty Burk to Steve Kostro at Hofstra, 12-4-99 (TD)
- 43 – Dusty Burk to Steve Kostro vs. Colgate, 11-27-99 (TD)
- 24 – Dusty Burk to Steve Kostro at Ga. Southern, 12-11-99
- 15 – Ryan Spielman to Rickey Garrett at Hofstra, 12-4-99

Receptions • Game

- 7 – Rickey Garrett at Hofstra, 12-4-99
- 7 – Aveion Cason at Hofstra, 12-4-99
- 6 – Aveion Cason at Ga. Southern, 12-11-99
- 6 – Scott Preusker at Hofstra, 12-4-99
- 5 – Jacob Niete at NW State, 11-28-98

Receiving Yards • Game

- 107 – Jacob Niete at NW State, 11-28-98
- 94 – Steve Kostro at Hofstra, 12-4-99
- 90 – Rickey Garrett at Hofstra, 12-4-99
- 89 – Aveion Cason at Hofstra, 12-4-99
- 58 – Aveion Cason at Ga. Southern, 12-11-99

Touchdown Receptions • Game

- 2 – Steve Kostro at Hofstra, 12-4-99
- 1 – Scott Preusker at Ga. Southern, 12-11-99
- 1 – Jon Laurenti at Ga. Southern, 12-11-99
- 1 – Tom Bardwell at Hofstra, 12-4-99
- 1 – Jon Laurenti vs. Colgate, 11-27-99
- 1 – Steve Kostro vs. Colgate, 11-27-99
- 1 – Troy Hunter vs. Colgate, 11-27-99
- 1 – Scott Preusker at NW State, 11-28-98

Average Yards Per Catch • Game (Min. 3 Rec.)

- 23.5 – Steve Kostro (3/32) at Hofstra, 12-4-99
- 21.4 – Jacob Niete (5/107) at NW State, 11-28-98
- 12.9 – Rickey Garrett (7/90) at Hofstra, 12-4-99
- 12.6 – Aveion Cason (7/88) at Hofstra, 12-4-99
- 10.7 – Steve Kostro (3/32) at Ga. Southern, 12-11-99

TD's Responsible For • Game

- 3 – Aveion Cason vs. Colgate, 11-27-99
- 3 – Sam Zanders at NW State, 11-28-98
- 3 – Dusty Burk vs. Colgate, 11-27-99
- 2 – Willy Watts at Hofstra, 12-4-99
- 2 – Steve Kostro at Hofstra, 12-4-99
- 2 – Dusty Burk vs. Ga. Southern, 12-11-99
- 2 – Dusty Burk at Hofstra, 12-4-99

Tackles • Game

- 16 – Derek Smith at Hofstra, 12-4-99
- 12 – Tim Angsten vs. Colgate, 11-27-99
- 11 – Galen Scott vs. Colgate, 11-27-99
- 11 – Galen Scott at NW State, 11-28-98
- 10 – Galen Scott at Ga. Southern, 12-11-99

Sacks • Game

- 3 – Damian Gregory vs. Colgate, 11-27-99
- 2 – Derek Smith at Hofstra, 12-4-99
- 1 – Devon Finn at Hofstra, 12-4-99
- 1 – Ben Thompson at Hofstra, 12-4-99
- 1 – Tim Angsten at Ga. Southern, 12-11-99

Tackles for Loss • Game

- 3 – Damian Gregory vs. Colgate, 11-27-99
- 3 – Tim Angsten at Ga. Southern, 12-11-99
- 2 – Derek Smith at Hofstra, 12-4-99
- 2 – Devon Finn at Hofstra, 12-4-99
- 2 – TeJuan Hartley vs. Colgate, 11-27-99
- 2 – Galen Scott at NW State, 11-28-98

Interceptions • Game

- 1 – Devon Finn at Ga. Southern, 12-11-99
- 1 – Ryan Szokola at Hofstra, 12-4-99
- 1 – Galen Scott vs. Colgate, 11-27-99
- 1 – Forrest Jackson at NW State, 11-28-98

Interception Return Yardage • Game

- 10 – Galen Scott vs. Colgate, 11-27-99
- 7 – Devon Finn at Ga. Southern, 12-11-99

Longest Interception Returns • Game

- 10 – Galen Scott vs. Colgate, 11-27-99
- 7 – Devon Finn at Ga. Southern, 12-11-99

Passes Broken Up • Game

- 2 – Devon Finn at Ga. Southern, 12-11-99
- 2 – Derek Smith at Hofstra, 12-4-99
- 1 – Sam Young at Ga. Southern, 12-11-99
- 1 – Galen Scott at Hofstra, 12-4-99
- 1 – Alfred Corbin at Hofstra, 12-4-99
- 1 – Edgar Biddles vs. Colgate, 11-27-99
- 1 – Armand Andre vs. Colgate, 11-27-99
- 1 – Ryan Szokola at NW State, 11-28-98
- 1 – Marcus Corbin at NW State, 11-28-98

Fumble Recoveries • Game

- 1 – Vito Golsen at Ga. Southern, 12-11-99
- 1 – Tim Beshel at Hofstra, 12-4-99
- 1 – Troy Hunter at Hofstra, 12-4-99
- 1 – Ryan Szokola vs. Colgate, 11-27-99
- 1 – Ryan Szokola vs. Colgate, 11-27-99
- 1 – Chad Pegues at NW State, 11-28-98

Field Goals Made • Game

- 1 – Jake Strader at Ga. Southern, 12-11-99
- 1 – Jake Strader at Hofstra, 12-4-99

Longest Field Goals Made

- 50 – Jake Strader at Ga. Southern, 12-11-99
- 32 – Jake Strader at Hofstra, 12-4-99

PATs Made • Game

- 8 – Jake Strader vs. Colgate, 11-27-99
- 5 – Jake Strader at Hofstra, 12-4-99
- 4 – Jake Strader at NW State, 11-28-98
- 2 – Jake Strader at Ga. Southern, 12-11-99

Punting Average • Game

- 41.3 – Jake Strader (3/124) at Hofstra, 12-4-99
- 38.8 – Jake Strader (6/233) at NW State, 11-28-98
- 38.6 – Jake Strader (7/270) at Ga. Southern, 12-11-99
- 36.5 – Jake Strader (2/73) vs. Colgate, 11-27-99

Punts • Game

- 7 – Jake Strader at Ga. Southern, 12-11-99
- 6 – Jake Strader at NW State, 11-28-98
- 3 – Jake Strader at Hofstra, 12-4-99
- 2 – Jake Strader vs. Colgate, 11-27-99

Longest Punt • Game

- 63 – Jake Strader at Ga. Southern, 12-11-99
- 49 – Jake Strader at NW State, 11-28-98
- 46 – Jake Strader at Hofstra, 12-4-99
- 46 – Jake Strader vs. Colgate, 11-27-99

Kickoff Returns • Game

- 3 – Aveion Cason at Hofstra, 12-4-99
- 3 – Jeffrey James at NW State, 11-28-98
- 2 – Aveion Cason at Ga. Southern, 12-11-99
- 2 – Willie Watts at NW State, 11-28-98

Kickoff Return Yardage • Game

- 60 – Willie Watts at NW State, 11-28-98
- 54 – Jeffrey James at NW State, 11-28-98
- 40 – Aveion Cason at Hofstra, 12-4-99
- 31 – Aveion Cason at Ga. Southern, 12-11-99
- 25 – Aveion Cason at NW State, 11-28-98

Kickoff Return Average • Game (Min. 3 att.)

- 30 – Aveion Cason at Hofstra, 12-4-99
- 18 – Jeffrey James at NW State, 11-28-98

Longest Kickoff Return • Game

- 42 – Willie Watts at NW State, 11-28-98
- 25 – Aveion Cason vs. Colgate, 11-27-99
- 21 – Aveion Cason at Ga. Southern, 12-11-99
- 20 – Aveion Cason at Hofstra, 12-4-99
- 20 – James Jeffrey at NW State, 11-28-98

Kickoff Return for TD • Game

None

Punt Returns • Game

- 5 – Ryan Szokola vs. Colgate, 11-27-99
- 2 – Ryan Szokola at Hofstra, 12-4-99
- 1 – Jon Laurenti vs. Colgate, 11-27-99

Punt Return Yardage • Game

- 99 – Ryan Szokola vs. Colgate, 11-27-99

Punt Return Average • Game (Min. 2 att.)

- 19.8 – Ryan Szokola vs. Colgate, 11-27-99

Longest Punt Return

- 48 – Ryan Szokola vs. Colgate, 11-27-99 (TD)

Punt Return for TD • Game

- Ryan Szokola vs. Colgate, 11-27-99

Points • Game

- 18 – Aveion Cason vs. Colgate, 11-27-99
- 18 – Sam Zanders at NW State, 11-28-98
- 12 – Willy Watts at Hofstra, 12-4-99
- 12 – Steve Kostro at Hofstra, 12-4-99

Points Kicking • Game

- 8 – Jake Strader at Hofstra, 12-4-99
- 8 – Jake Strader vs. Colgate, 11-27-99
- 5 – Jake Strader at Ga. Southern, 12-11-99

ILLINOIS STATE'S NCAA DIVISION I FOOTBALL CHAMPIONSHIP TEAM RECORDS

Points • Game

1. 56 vs. Colgate, 11-27-99
2. 37 at Hofstra, 12-04-99
3. 28 at Northwestern State, 11-28-98
4. 17 at Georgia Southern, 12-11-99

Points in 1st Quarter • Game

1. 7 at Georgia Southern, 12-11-99
7 vs. Colgate, 11-27-99
3. 3 at Hofstra, 12-04-99

Points in 2nd Quarter • Game

1. 21 at Hofstra, 12-04-99
21 vs. Colgate, 11-27-99
3. 7 at Northwestern State, 11-28-98
4. 3 at Georgia Southern, 12-11-99

Points at Halftime • Game

1. 28 vs. Colgate, 11-27-99
2. 24 at Hofstra, 12-04-99
3. 10 at Georgia Southern, 12-11-99
4. 7 at Northwestern State, 11-28-98

Points in 3rd Quarter • Game

1. 21 vs. Colgate, 11-27-99
2. 14 at Northwestern State, 11-28-98
3. 13 at Hofstra, 12-04-99

Points in 4th Quarter • Game

1. 7 at Georgia Southern, 12-11-99
7 at Hofstra, 12-04-99
7 at Northwestern State, 11-28-98

First Downs • Game

1. 26 at Hofstra, 12-04-99
2. 25 vs. Colgate, 11-27-99
25 at Northwestern State, 11-28-98
4. 13 at Georgia Southern, 12-11-99

Rushing Attempts • Game

1. 51 vs. Colgate, 11-27-99
2. 42 at Northwestern State, 11-28-98
3. 37 at Hofstra, 12-04-99
4. 28 at Georgia Southern, 12-11-99

Rushing Yards • Game

1. 283 at Northwestern State, 11-28-98
2. 282 vs. Colgate, 11-27-99
3. 166 at Hofstra, 12-04-99
4. 69 at Georgia Southern, 12-11-99

Rushing Touchdowns • Game

1. 3 vs. Colgate, 11-27-99
3 at Northwestern State, 11-28-98
3. 2 at Hofstra, 12-04-99

Passes Completed • Game

1. 34 at Hofstra, 12-04-99
2. 21 at Georgia Southern, 12-11-99
3. 18 at Northwestern State, 11-28-98
4. 12 vs. Colgate, 11-27-99

Passes Attempted • Game

1. 45 at Northwestern State, 11-28-98
2. 40 at Hofstra, 12-04-99
3. 32 at Georgia Southern, 12-11-99
4. 17 vs. Colgate, 11-27-99

Passing Yards • Game

1. 374 at Hofstra, 12-04-99
2. 219 at Northwestern State, 11-28-98
3. 191 at Georgia Southern, 12-11-99
4. 165 vs. Colgate, 11-27-99

Completion Percentage • Game

1. .850 (34-40) at Hofstra, 12-04-99
2. .706 (12-17) vs. Colgate, 11-27-99
3. .656 (21-32) at Georgia Southern, 12-11-99
4. .400 (18-45) at Northwestern State, 11-28-98

Passing Touchdowns • Game

1. 3 at Hofstra, 12-04-99
3 vs. Colgate, 11-27-99
3. 2 at Georgia Southern, 12-11-99
4. 1 at Northwestern State, 11-28-98

Offensive Plays • Game

1. 87 at Northwestern State, 11-28-98
2. 77 at Hofstra, 12-04-99
3. 68 vs. Colgate, 11-27-99
4. 60 at Georgia Southern, 12-11-99

Total Offense • Game

1. 540 at Hofstra, 12-04-99
2. 502 at Northwestern State, 11-28-98
3. 447 vs. Colgate, 11-27-99
4. 260 at Georgia Southern, 12-11-99

Average Yards per Play • Game

1. 7.0 at Hofstra, 12-04-99
2. 6.6 vs. Colgate, 11-27-99
3. 5.8 at Northwestern State, 11-28-98
4. 4.3 at Georgia Southern, 12-11-99

Fumbles Lost • Game

1. 1 at Georgia Southern, 12-11-99
1 at Northwestern State, 11-28-98

Interceptions Thrown • Game

1. 2 at Georgia Southern, 12-11-99
2 at Northwestern State, 11-28-98
3. 1 at Hofstra, 12-04-99
4. 0 vs. Colgate, 11-27-99

Interceptions Caught • Game

1. 2 vs. Colgate, 11-27-99
2. 1 at Northwestern State, 11-28-98
1 at Hofstra, 12-04-99
1 at Georgia Southern, 12-11-99

Penalties • Game

1. 8 at Georgia Southern, 12-11-99
2. 7 at Northwestern State, 11-28-98
3. 6 at Hofstra, 12-04-99
4. 5 vs. Colgate, 11-27-99

Punts • Game

1. 7 at Georgia Southern, 12-11-99
2. 6 at Northwestern State, 11-28-98
3. 3 at Hofstra, 12-04-99
4. 2 vs. Colgate, 11-27-99

Punt Yards • Game

1. 270 at Georgia Southern, 12-11-99
2. 233 at Northwestern State, 11-28-98
3. 124 at Hofstra, 12-04-99
4. 73 vs. Colgate, 11-27-99

Punt Returns • Game

1. 6 vs. Colgate, 11-27-99
2. 2 at Hofstra, 12-04-99
3. 1 at Georgia Southern, 12-11-99
1 at Northwestern State, 11-28-98

Punt Return Yards • Game

1. 135 vs. Colgate, 11-27-99
2. 11 at Hofstra, 12-04-99
3. 9 at Georgia Southern, 12-11-99
4. 5 at Northwestern State, 11-28-98

Punt Return Average • Game

1. 22.5 vs. Colgate, 11-27-99
2. 9 at Georgia Southern, 12-11-99
3. 5.5 at Hofstra, 12-04-99
4. 5 at Northwestern State, 11-28-98

Kickoff Returns • Game

1. 6 at Northwestern State, 11-28-98
2. 4 at Georgia Southern, 12-11-99
3. 3 at Hofstra, 12-04-99
4. 2 vs. Colgate, 11-27-99

Kickoff Return Average • Game

1. 21.7 at Northwestern State, 11-28-98
2. 13.5 vs. Colgate, 11-27-99
3. 13.3 at Hofstra, 12-04-99
4. 7.3 at Georgia Southern, 12-11-99

Field Goals • Game

1. 1 at Georgia Southern, 12-11-99
1 at Hofstra, 12-04-99

Time of Possession • Game

1. 34:40 at Hofstra, 12-04-99
2. 31:31 vs. Colgate, 11-27-99
3. 30:07 at Northwestern State, 11-28-98
4. 26:26 at Georgia Southern, 12-11-99

Sacks • Game

1. 4 at Hofstra, 12-04-99
4 vs. Colgate, 11-27-99
3. 1 at Georgia Southern, 12-11-99

Rushing Defense • Game

1. 18 at Hofstra, 12-04-99
2. 220 vs. Colgate, 11-27-99
3. 306 at Northwestern State, 11-28-98
4. 363 at Georgia Southern, 12-11-99

Passing Defense • Game

1. 76 at Georgia Southern, 12-11-99
2. 118 vs. Colgate, 11-27-99
3. 323 at Hofstra, 12-04-99
4. 344 at Northwestern State, 11-28-98

Total Defense • Game

1. 338 vs. Colgate, 11-27-99
2. 425 at Hofstra, 12-04-99
3. 439 at Georgia Southern, 12-11-99
4. 650 at Northwestern State, 11-28-98

Third-Down Conversions • Game

1. .600 vs. Colgate (9-of-15), 11-27-99
2. .462 at Hofstra (6-of-13), 12-04-99
3. .429 at Georgia Southern (6-of-14), 12-11-99
4. .353 at Northwestern State (6-of-17), 11-28-98

Fourth-Down Conversions • Game (Min. 2 att.)

1. .600 at Northwestern State (3-of-5), 11-28-98
2. .500 vs. Colgate (2-of-4), 11-27-99

ILLINOIS STATE'S NCAA DIVISION I FOOTBALL CHAMPIONSHIP HISTORY

Northwestern St. 48, Illinois St. 28November 28, 1998 • Natchitoches, La. • First Round
Attendance: 8,118▶ **GAME SUMMARY**

No. 15 seed Illinois State was a team making its first playoff appearance and opened the game as such. No. 2 seed Northwestern State raced to a 21-0 lead before the Redbirds responded. ISU still managed a 502-yard day, but never matched the Demons' speed in surrendering 650 total yards, including 344 on just 12 pass completions. Just one of Northwestern State's seven scoring plays covered less than 29 yards.

▶ **SCORING SUMMARY**

SCOREBOARD	1	2	3	4	FINAL
ILLINOIS STATE (8-4)	0	7	14	7	28
Northwestern St. (10-2)	21	0	21	6	48

FIRST QUARTER

NSU – Taylor 29-yard run (LaToof kick), 13:19

ILS – Pritchett 35-yard pass from Spangler (LaToof kick), 1:20

NSU – Pritchett 60-yard pass from Spangler (LaToof kick), :00

SECOND QUARTER

ILS – Preusker 1-yard pass from Glenn (Strader kick), 3:45

THIRD QUARTER

NSU – Jacquet 1-yard run (LaToof kick), 13:26

ILS – Zanders 4-yard run (Strader kick), 12:59

NSU – Jacquet 45-yard run (LaToof kick), 9:54

NSU – Sutherland 59-yard pass from Spangler (LaToof kick), 5:45

ILS – Zanders 2-yard run (Strader kick), 1:12

FOURTH QUARTER

NSU – Pritchett 53-yard pass from Spangler (kick failed), 9:29

ILS – Zanders 14-yard run (Strader kick), 3:12

▶ **TEAM STATISTICS**

	ILS	NSU
First Downs	25	22
Rushing Attempts-Yards	42-283	45-306
Passing	18-45-2	12-19-1
Passing Yards	219	344
Total Offense	502	650
Fumbles-Lost	3-1	2-1
Penalties-Yards	7-85	8-63
Time of Possession	30:07	29:53

▶ **INDIVIDUAL STATISTICS**

RUSHING: (ILS) – Zanders 21-135, Glenn 12-71, Cason 5-65, Spielman 1-9, Niete 1-5, Watts 2-(-2). (NSU) – Jacquet 11-97, Taylor 13-90, Powell 11-73, Traylor 4-21, Drago 2-8, Sutherland 1-8, Bivens 1-6, Spangler 1-2, Black 1-1.

PASSING: (ILS) – Glenn 18-45-2-219. (NSU) – Spangler 12-17-1-344, Patterson 0-2-0-0.

RECEIVING: (ILS) – Niete 5-107, Preusker 3-20, Grow 3-15, Garrett 2-21, Watts 1-29, Kostro 1-23, Beverly 1-6, Schaeve 1-(-1), Zanders 1-(-1). (NSU) – Pritchett 6-192, Black 3-21, Sutherland 2-103, Granger 1-28.

TACKLE LEADERS: (ILS) – Scott 2-9-11, Waugh 2-5-7, Young 5-0-5, Szokola 3-2-5. (NSU) – Green 7-5-12, Williams 5-4-9, Delaney 3-5-8, Slate 3-3-6.

Illinois State 56, Colgate 13November 27, 1999 • Normal, Ill. • First Round
Attendance: 7,133▶ **GAME SUMMARY**

In its first home playoff game, sixth-seeded Illinois State routed Patriot League champion and 11th-seeded Colgate behind speedster Aveion Cason, who racked up 196 all-purpose yards, including 156 rushing, and three touchdowns. ISU scored on five of its first seven possessions and tacked on a couple of special teams TDs, while the visiting Red Raiders had little success penetrating a Redbird defense that racked up four sacks. Illinois State head coach Todd Berry substituted freely throughout the second half.

▶ **SCORING SUMMARY**

SCOREBOARD	1	2	3	4	FINAL
Colgate (10-2)	0	0	7	6	13
ILLINOIS STATE (10-2)	7	21	21	7	56

FIRST QUARTER

ILS – Laurenti 29-yard pass from Burk (Strader kick), 2:49

SECOND QUARTER

ILS – Killingsworth 20-yard blocked punt return (Strader kick), 9:20

ILS – Cason 16-yard run (Strader kick), 5:44

ILS – Cason 3-yard run (Strader kick), 2:34

THIRD QUARTER

ILS – Hunter 26-yard pass from Burk (Strader kick), 12:40

ILS – Szokola 48-yard punt return (Strader kick), 11:04

ILS – Kostro 43-yard pass from Burk (Strader kick), 6:53

CU – Ojeda 20-yard pass from McCune (Kutschke kick), 2:22

FOURTH QUARTER

CU – Joseph 77-yard run (Kutschke kick), 6:14

ILS – Cason 21-yard run (Strader kick), :34

▶ **TEAM STATISTICS**

	CU	ILS
First Downs	14	25
Rushing Attempts-Yards	39-248	51-307
Passing	10-19-2	12-17-0
Passing Yards	118	165
Total Offense	338	447
Fumbles-Lost	2-1	1-0
Penalties-Yards	5-45	4-36
Time of Possession	28:29	31:31

▶ **INDIVIDUAL STATISTICS**

RUSHING: (CU) – Joseph 17-176, Lavoie 5-29, Vena 9-17, King 3-7, Weiss 1-5, McCune 4-(-14). (ILS) – Cason 21-156, Burk 10-75, Watts 18-54, Spielman 2-(-3).

PASSING: (CU) – McCune 8-15-1-107, Vena 2-4-1-11. (ILS) – Burk 12-17-0-165, Spielman 0-0-0-0.

RECEIVING: (CU) – Ojeda 4-50, Morin 3-35, Mattes 2-16, Rossi 1-17. (ILS) – Garrett 3-26, Cason 3-15, Laurenti 2-33, Hunter 2-29, Kostro 1-43, Preusker 1-19.

TACKLE LEADERS: (CU) – Riley 1-12-13, Russell 5-7-12, Bowman 4-5-9, Hampton 2-5-7. (ILS) – Angsten 3-9-12, Scott 1-10-11, Szokola 3-5-8, Gregory 3-2-5.

Illinois State 37, Hofstra 20December 4, 1999 • Hempstead, N.Y. • Quarterfinals
Attendance: 5,586▶ **GAME SUMMARY**

Hofstra quarterback Giovanni Carmazzi would later be drafted by the San Francisco 49ers, but on this day he took a back seat to ISU's Dusty Burk. The Redbird freshman was amazing, completing 31-of-37 passes for 350 yards and a pair of touchdowns. He also rushed eight times for 54 yards. A 21-0 second-quarter blitz was too much for the homestanding and third-seeded Flying Dutchmen, who spent most of the game playing catch-up.

▶ **SCORING SUMMARY**

SCOREBOARD	1	2	3	4	FINAL
ILLINOIS STATE (11-2)	3	21	13	0	37
Hofstra (11-2)	7	0	13	0	20

FIRST QUARTER

HU – Jones 4-yard run (Johnson kick), 5:57

ILS – Strader 32-yard field goal, 3:15

SECOND QUARTER

ILS – Watts 4-yard run (Strader kick), 8:38

ILS – Kostro 6-yard pass from Burk (Strader kick), 7:47

ILS – Watts 5-yard run (Strader kick), 1:41

THIRD QUARTER

HU – Jones 35-yard pass from Carmazzi (kick failed), 13:40

ILS – Bardwell 6-yard pass from Buck (kick failed), 7:23

HU – Morales 13-yard pass from Carmazzi (Johnson kick), 3:42

ILS – Kostro 34-yard pass from Burk (Strader kick), :12

▶ **TEAM STATISTICS**

	ILS	HU
First Downs	26	28
Rushing Attempts-Yards	37-166	29-102
Passing	34-40-1	31-46-1
Passing Yards	374	323
Total Offense	540	425
Fumbles-Lost	2-0	2-2
Penalties-Yards	6-43	4-27
Time of Possession	34:40	25:20

▶ **INDIVIDUAL STATISTICS**

RUSHING: (ILS) – Cason 10-59, Burk 8-54, Watts 12-41, James 7-12. (HU) – Jones 14-51, Carmazzi 9-26, Butler 5-20, Jackson 1-5.

PASSING: (ILS) – Burk 31-37-1-350, Spielman 3-3-0-24. (HU) – Carmazzi 28-35-0-291, Butler 3-11-1-32.

RECEIVING: (ILS) – Garrett 7-90, Cason 7-88, Preusker 6-25, Kostro 4-94, Watts 3-4, Hunter 2-36, Niete 2-23, Laurenti 1-10, Bardwell 1-6, James 1-(-2). (HU) – Jones 9-116, Morales 7-73, Jackson 7-47, Adams 4-56, Roy 3-28, Maxwell 1-3.

TACKLE LEADERS: (ILS) – Smith 5-11-16, Andrade 3-6-9, Scott 3-4-7, Corbin 4-2-6. (HU) – Emanuel 4-9-13, Thomas 9-3-12, Shanahan 6-6-12, Longdon 4-5-9.

ILLINOIS STATE'S NCAA DIVISION I FOOTBALL CHAMPIONSHIP HISTORY

Ga. Southern 28, Illinois St. 17

December 11, 1999 • Statesboro, Ga. • Semifinals
Attendance: 12,299

► GAME SUMMARY

Illinois State's first possession resulted in a 12-play, 68-yard touchdown drive, but that would be the last time the Redbirds would lead the top-seeded and eventual national champion Georgia Southern Eagles. It was the 900th game in the history of ISU's program. GSU ripped off 21 unanswered counters before Jake Strader booted a 50-yard field goal for ISU on the last play of the first half. Each team added a second-half touchdown, but Illinois State had little success penetrating Georgia Southern's defense and Walter Payton Award-winner Adrian Peterson helped GSU control the ball by rushing 31 times for 183 yards and three touchdowns.

**► SCORING SUMMARY**

SCOREBOARD	1	2	3	4	FINAL
ILLINOIS STATE (11-3)	7	3	0	7	17
Georgia Southern (12-2)	7	14	0	7	28

FIRST QUARTER

ILS – Laurenti 18-yard pass from Burk (Strader kick), 9:42

GSU– Hill 10-yard run (Chambers kick), 3:43

SECOND QUARTER

GSU– Peterson 1-yard run (Chambers kick), 2:55

GSU– Peterson 2-yard run (Chambers kick), :43

ISU – Strader 50-yard field goal, :00

FOURTH QUARTER

GSU– Peterson 10-yard run (Chambers kick), 10:47

ILS – Preusker 2-yard pass from Burk (Strader kick), 8:04

► TEAM STATISTICS

	ILS	GSU
First Downs	13	22
Rushing Attempts-Yards	28-69	67-363
Passing	21-32-2	3-7-1
Passing Yards	191	76
Total Offense	260	439
Fumbles-Lost	1-1	1-1
Penalties-Yards	8-80	4-30
Time of Possession	26:26	33:34

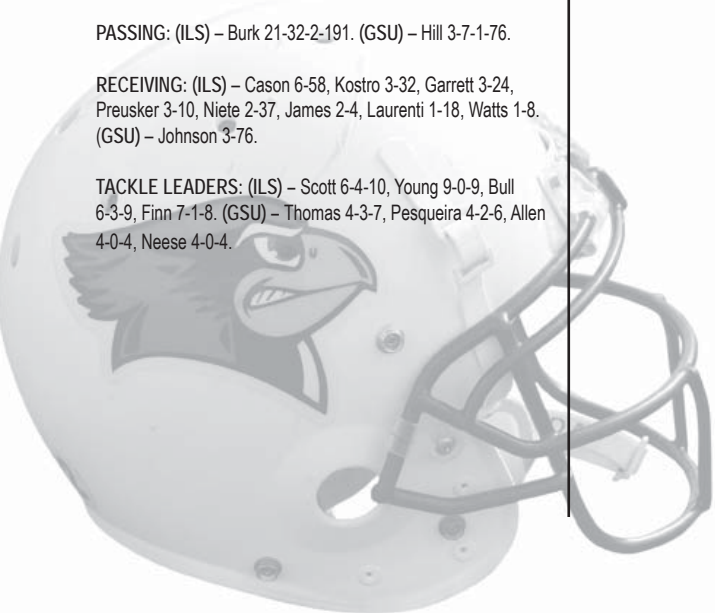
► INDIVIDUAL STATISTICS

RUSHING: (ILS) – Cason 11-48, Burk 9-12, James 5-7, Watts 3-2. (GSU) – Peterson 31-183, Hill 25-80, Cunningham 7-65, Freeman 2-23, Myers 1-14, Weathers 1(-2).

PASSING: (ILS) – Burk 21-32-2-191. (GSU) – Hill 3-7-1-76.

RECEIVING: (ILS) – Cason 6-58, Kostro 3-32, Garrett 3-24, Preusker 3-10, Nieta 2-37, James 2-4, Laurenti 1-18, Watts 1-8. (GSU) – Johnson 3-76.

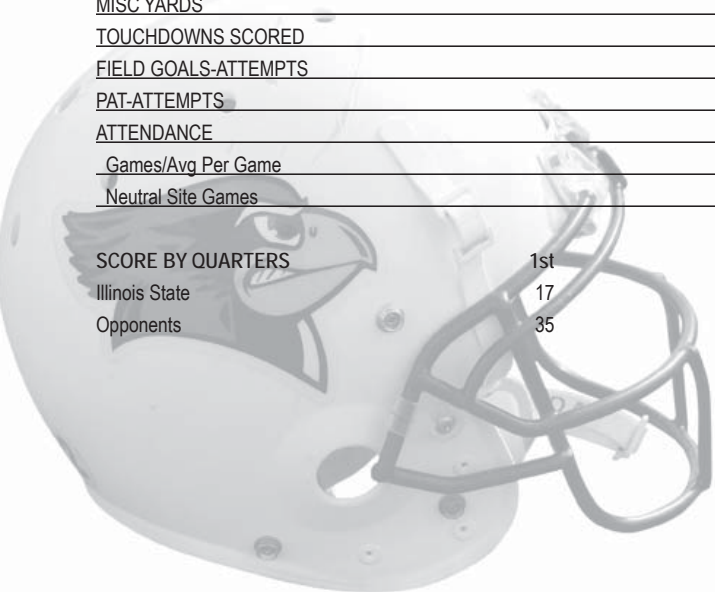
TACKLE LEADERS: (ILS) – Scott 6-4-10, Young 9-0-9, Bull 6-3-9, Finn 7-1-8. (GSU) – Thomas 4-3-7, Pesqueira 4-2-6, Allen 4-0-4, Neese 4-0-4.



ILLINOIS STATE'S ALL-TIME NCAA DIVISION I FOOTBALL CHAMPIONSHIP TEAM STATISTICS

TEAM STATISTICS	ISU	OPP
SCORING	138	109
Points Per Game	34.5	27.2
FIRST DOWNS	89	86
Rushing	42	48
Passing	42	36
Penalty	5	2
RUSHING YARDAGE	800	991
Yards gained rushing	902	1071
Yards lost rushing	102	80
Rushing Attempts	158	180
Average Per Rush	5.1	5.5
Average Per Game	200.0	247.8
TDs Rushing	8	9
PASSING YARDAGE	949	861
Att-Comp-Int	134-85-5	91-56-5
Average Per Pass	7.1	9.5
Average Per Catch	11.2	15.4
Average Per Game	237.2	215.2
TDs Passing	9	7
TOTAL OFFENSE	1749	1852
Total Plays	292	271
Average Per Play	6.0	6.8
Average Per Game	437.2	463.0
KICK RETURNS: #-YARDS	15-226	14-247
PUNT RETURNS: #-YARDS	10-160	11-74
INT RETURNS: #-YARDS	5-26	5-43
KICK RETURN AVERAGE	15.1	17.6
PUNT RETURN AVERAGE	16.0	6.7
INT RETURN AVERAGE	5.2	8.6
FUMBLES-LOST	7-2	7-5
PENALTIES-YARDS	25-244	21-165
Average Per Game	61.0	41.2
PUNTS-YARDS	18-700	15-491
Average Per Punt	38.9	32.7
Net punt average	34.8	22.1
TIME OF POSSESSION/GAME	30:41	29:19
3RD-DOWN CONVERSIONS	27/59	25/54
3rd-Down Pct	46%	46%
4TH-DOWN CONVERSIONS	6/10	4/9
4th-Down Pct	60%	44%
SACKS BY-YARDS	9-37	11-50
MISC YARDS	0	2
TOUCHDOWNS SCORED	19	16
FIELD GOALS-ATTEMPTS	2-3	0-1
PAT-ATTEMPTS	18-19	13-16
ATTENDANCE	7133	26003
Games/Avg Per Game	1/7133	3/8668
Neutral Site Games		0/0

SCORE BY QUARTERS	1st	2nd	3rd	4th	Total
Illinois State	17	52	48	21	138
Opponents	35	14	41	19	109



ILLINOIS STATE'S ALL-TIME NCAA DIVISION I FOOTBALL CHAMPIONSHIP INDIVIDUAL STATISTICS

RUSHING table with columns: G, Att, Gain, Loss, Net, Avg, TD, Long, Avg/G. Includes players like CASON, Aveion and BURK, Dusty.

PASSING table with columns: G, Effic, Att-Cmp-Int, Pct, Yds, TD, Lng, Avg/G. Includes players like BURK, Dusty and GLENN, Kevin.

RECEIVING table with columns: G, No., Yds, Avg, TD, Long, Avg/G. Includes players like CASON, Aveion and GARRETT, Ricky.

PUNT RETURNS table with columns: No., Yds, Avg, TD, Long. Includes player SZOKOLA, Ryan.

INTERCEPTIONS table with columns: No., Yds, Avg, TD, Long. Includes player JACKSON, Forrest.

KICK RETURNS table with columns: No., Yds, Avg, TD, Long. Includes player CASON, Aveion.

FUMBLE RETURNS table with columns: No., Yds, Avg, TD, Long. Includes player BESHLE, Tim.

SCORING table with columns: TD, FGs, Kick, Rush, Rcv, Pass, DXP, Saf, Points. Includes player STRADER, Jake.

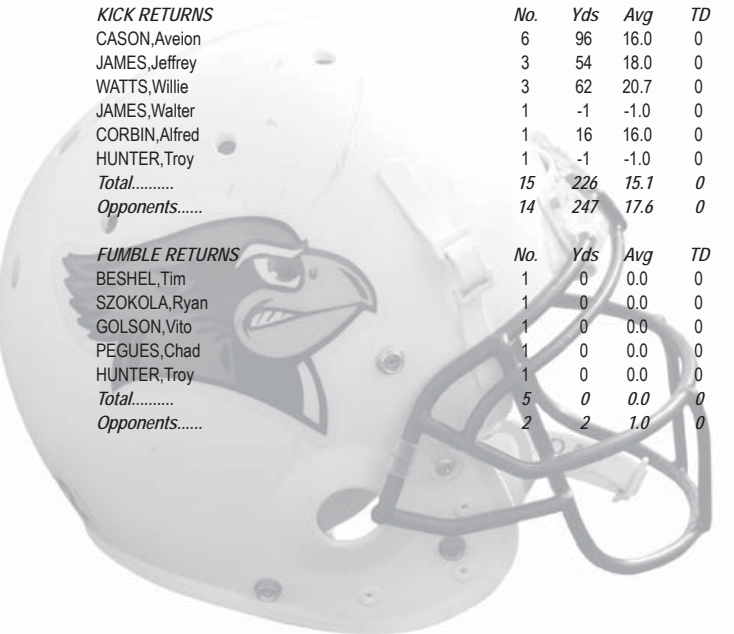
TOTAL OFFENSE table with columns: G, Plays, Rush, Pass, Total, Avg/G. Includes player BURK, Dusty.

FIELD GOALS table with columns: FGM-FGA, Pct, 01-19, 20-29, 30-39, 40-49, 50-99, Lg, Blk. Includes player STRADER, Jake.

FG SEQUENCE table with columns: Illinois State, OPPONENTS. Lists scores for Northwestern State, Colgate, Hofstra, Georgia Southern.

PUNTING table with columns: No., Yds, Avg, Long, TB, FC, I20, Blkd. Includes player STRADER, Jake.

ALL PURPOSE table with columns: G, Rush, Rec, PR, KOR, IR, Tot, Avg/G. Includes player CASON, Aveion.



ILLINOIS STATE'S ALL-TIME NCAA DIVISION I FOOTBALL CHAMPIONSHIP DEFENSIVE STATISTICS

DEFENSIVE LEADERS	GP	TACKLES				SACKS		PASS DEF			FUMBLES		BLKD	
		SOLO	AST	TOTAL	TFL/YDS	NO-YARDS	INT-YDS	BRUP	QBH	RCV-YDS	FF	KICK	SAF	
40 SCOTT,Galen	4	12	27	39	3.0-5	.	1-10	1	
12 SZOKOLA,Ryan	4	12	13	25	.	.	1-8	3	.	1-0	.	.	.	
42 ANGSTEN,Tim	3	9	15	24	3.0-12	1.0-6	
96 FINN,Devon	4	11	10	21	3.0-9	1.0-4	1-7	
30 YOUNG,Sam	4	16	4	20	1.0-2	.	1-0	1	
37 SMITH,Darek	2	6	13	19	2.0-6	2.0-7	
21 ANDRADE,Armando	3	5	8	13	.	.	.	3	
73 BULL,David	2	7	6	13	1.0-3	
32 CORBIN,Alfred	4	7	6	13	.	.	.	1	
55 GREGORY,Damian	3	8	5	13	3.0-18	3.0-18	
22 BIDDLES,Edgar	3	5	5	10	.	.	.	1	
7 WHITE,Marcus	3	1	9	10	1.5-6	
46 COOK,Scott	3	2	6	8	2.5-7	
14 WAUGH,Adam	1	2	5	7	1.0-2	
24 GOLSON,Vito	2	6	1	7	1-0	.	.	.	
44 BESHEL,Tim	2	4	3	7	1-0	.	.	.	
56 HARTLEY,TeJuan	3	1	6	7	1.0-4	
38 KILLINGSWORTH,K	2	1	5	6	
31 JACKSON,Forrest	1	2	3	5	.	.	1-1	
76 WEESE,Jeff	2	1	4	5	0.5-2	
94 PEGUES,Chad	1	.	4	4	0.5-4	1-0	.	.	.	
45 WELLS,Hamilton	1	3	1	4	
43 THOMPSON,Ben	2	3	.	3	1.0-2	1.0-2	
52 MOHR,Mike	1	2	1	3	
48 BARDWELL,Tom	3	1	2	3	
47 SANDS,Stuart	1	.	2	2	0.5-5	
98 GOMEZ,Nick	2	.	2	2	0.5-5	
5 BURK,Dusty	3	.	1	1	
81 WAITE,Randolph	1	1	.	1	
80 KOSTRO,Steve	4	1	.	1	
39 PAPOCCIA,Brett	1	1	.	1	
34 GLENN,Tim	1	.	1	1	
19 NIETE,Jacob	3	.	1	1	
65 KING,Andy	1	.	1	1	
18 GARRETT,Ricky	4	1	.	1	
3 HUNTER,Troy	3	1	.	1	1-0	.	.	.	
29 JAMES,Jeffrey	1	.	1	1	
23 WATTS,Willie	4	1	.	1	
11 SPIELMAN,Ryan	3	.	1	1	
TM TEAM	2	1	.	
25 CORBIN,Marcus	1	1	
26 LAURENTI,Jon	3	1	.	
Total.....	4	133	172	305	25-92	9-37	5-26	11	.	5-0	.	2	.	
Opponents.....	4	152	170	322	30.0-98	11-50	5-43	9	.	2-2	1	.	.	

