



Redbird Football

GAME NOTES

Contact: Todd Kober, Assistant Athletics Director/Media Relations • 309/438-3805 • Fax: 309/438-5634 • Cell: 309/310-7112 • gtkober@ilstu.edu

GAME #5



#6 Illinois State (3-1) AT Western Ky. (2-2)

WHEN: Saturday, Oct. 7, 2006

WHERE: L.T. Smith Stadium (17,500) • Bowling Green, Ky.

TIME: 6 p.m.

FORECAST: Daytime High: 80°F; Overnight Low: 58°F; Probability of Precipitation: 20%

RADIO

Redbird Radio Network

▶ Greg Halbleib, play-by-play

▶ Ted Schmitz, color analyst

▶ L.A. Decker, studio host

TELEVISION

None

GoREDBIRDS.COM

THE GAME FACTS

- ▶ Tonight's game is the 13th meeting all-time between Illinois State and Western Kentucky. The Hilltoppers have dominated the series, winning 10 of the previous 12 meetings, including the last five.
- ▶ The Redbirds have lost the last three games against the Hilltoppers by a total of nine points, with three-point losses in each of the last three games.
- ▶ ISU is winless in Bowling Green, Ky., entering tonight's game with an 0-5 record all-time.
- ▶ Head coach Denver Johnson and the Redbirds have never won their first road game in Gateway Football Conference play in the previous six seasons.
- ▶ With a catch in tonight's game, ISU wide receiver Laurent Robinson will tie the school record for most consecutive games with a catch at 29. He also needs only 12 receiving yards to move into second place for most career yards in ISU history.
- ▶ Senior linebacker Cameron Siskowic needs 10 tackles in tonight's game to become the 11th player in Redbird history to post 300 career tackles.
- ▶ With one more rushing touchdown, running back Pierre Rembert will have 17 career TDs which would put him tied for fifth all-time in the ISU record books.

2006 WESTERN KY. SCHEDULE

S2	at #14 Georgia	L, 12-48
S9	at #23 Eastern Kentucky	L, 21-26
S16	CHATTANOOGA	W, 28-21
S30	#21 WESTERN ILLINOIS*	W, 38-35
O7	#6 ILLINOIS STATE*	6 p.m.
O14	at Missouri State*	3 p.m.
O21	at #9 Southern Illinois*	6 p.m.
O28	INDIANA STATE*	4 p.m.
N4	at #14 Northern Iowa*	4:05 p.m.
N11	#8 YOUNGSTOWN STATE*	4 p.m.
N18	AUSTIN PEAY	4 p.m.

THE COACHES

ILLINOIS STATE

Denver Johnson is in his seventh season at Illinois State and owns a 35-36 (.493) overall record with the Redbirds. Prior to guiding the 'Birds, Johnson was the head coach at Murray State where he compiled a 21-12 mark. Johnson, 47, is a 1981 graduate of Tulsa and his nine-year head coaching record stands at 56-48 (.538). He is 1-7 against Western Kentucky.

WESTERN KENTUCKY

David Elson (Butler '94) is in his fourth season at the helm of the Hilltopper football program. Elson owns a 26-14 (.650) mark at Western Kentucky, his only stop as a collegiate head coach. He is 3-0 against Illinois State in his career.

ILLINOIS STATE SEASON SCHEDULE/RESULTS

Date	Opponent	Location	Result/Time	Notes
Sept. 2	at Kansas State	Manhattan, Kan.	L, 23-24	K-State held to 44 yards rushing, but ISU's special team miscues costly.
Sept. 9	CENTRAL ARKANSAS	Normal, Ill.	W, 18-3	ISU offense stalls in the red zone with four field goals; Robinson sits.
Sept. 16	#18 EASTERN ILLINOIS	Normal, Ill.	W, 44-30	ISU rallied from 10-0 deficit, with 23 second-quarter points.
Sept. 23	at Murray State	Murray, Ky.	W, 35-14	Redbirds out gained Racers 186-28 on the ground.
Oct. 7	at Western Kentucky*	Bowling Green, Ky.	6 p.m.	ISU is 0-5 since WKU joined GFC; last three losses by 3 points each.
Oct. 14	#9 SOUTHERN ILLINOIS*	Normal, Ill.	2:30 p.m.	Homecoming; two teams combined for 96 points in 2005.
Oct. 21	at Western Illinois*	Macomb, Ill.	1:05 p.m.	WIU has won the last five meetings and nine of the last 11.
Oct. 28	#8 YOUNGSTOWN STATE*	Normal, Ill.	1:30 p.m.	Family Day; rubber game with the series tied at 7-7.
Nov. 4	MISSOURI STATE*	Normal, Ill.	1:30 p.m.	'Birds have won last four contests and six of the last seven.
Nov. 11	at Indiana State*	Terre Haute, Ind.	11:05 a.m.	'Birds own 7-1 edge in last eight meetings, including 3-1 at Terre Haute.
Nov. 18	at #14 Northern Iowa*	Cedar Falls, Iowa	4:35 p.m.	ISU has won 5 of last 8; most wins by any GFC team vs. UNI during span.

* Gateway Football Conference game

ILLINOIS STATE MEDIA RELATIONS

Assistant AD/Media Relations	Todd Kober
Office Phone	309/438-3805
Home Phone	309/454-3048
Cell	309/310-7112
E-mail	gtkober@ilstu.edu
Fax	309/438-5634
Graduate Assistant	Mike Williams
Office Phone	309/438-3598
Cell	309/275-6386
E-mail	mcwilli2@ilstu.edu

INTERVIEW PROCEDURES

Postgame interviews following home contests are conducted in the team room (second floor) of the Kaufman Football Building. A golf cart is available to transport representatives from the visiting team to the interview area. TV lighting is also provided. After road games, representatives will be brought to a designated area. The locker room is closed at all times.

WEEKLY GATEWAY CONFERENCE CALL

Teleconferences featuring the league's head coaches will be conducted each Wednesday during the season (Sept. 6 through Nov. 15). Those participating in the call should dial in five minutes prior to the scheduled start time (10 a.m. CST each Wednesday). Each call can also be accessed at www.gatewayfootball.org. The call-in number is 913/981-5509.

10:00 – Gateway News/Notes

10:05 – Denver Johnson, Illinois State

10:10 – Lou West, Indiana State

10:15 – Terry Allen, Missouri State

10:20 – Mark Farley, Northern Iowa

10:25 – Jerry Kill, Southern Illinois

10:30 – Don Patterson, Western Illinois

10:35 – David Elson, Western Kentucky

10:40 – Jon Heacock, Youngstown State

All times are Central

WEEKLY MEDIA LUNCHEON

✓ Tuesday, August 29 at noon
Tuesday, September 5 at noon (CANCELLED)
✓ Tuesday, September 12 at noon
✓ Tuesday, September 19 at noon
Tuesday, September 26 at noon
Tuesday, October 3 at noon
Tuesday, October 10 at noon
Tuesday, October 17 at noon
Tuesday, October 24 at noon
Tuesday, October 31 at noon
Tuesday, November 7 at noon
Tuesday, November 14 at noon

GAME WEEK

A quick look at Illinois State's media availability on game week. All appointments can be made through the media relations office (309) 438-3805.

Monday Off Day	Tuesday Media Luncheon Kaufman Football Building - noon	Wednesday GFC Teleconference (10-10:40 a.m.)	Thursday No pre-practice camera opportunities	Friday No availability
Denver Johnson Radio Show at Schooners 6-7 p.m.	Practice open to cameras for first 15 minutes	Practice open to cameras for first 15 minutes	Coach Johnson available after practice (approx. 6:15 p.m.)	
	Players/Coaches available after practice (approx. 6:15 p.m.)	Players/Coaches available after practice (approx. 6:15 p.m.)		

WEEKLY MEDIA LUNCHEON

Each Tuesday during the season, Illinois State hosts a media luncheon in the team room of the Kaufman Football Building. The luncheon begins at noon, with comments from two selected players representing both the offense and defense. Following the student-athletes, head coach Denver Johnson will address the media. Video and audio from the press conference will be available on the web at GoRedbirds.com before 5 p.m. on Tuesday. If you would like to receive the quotes via e-mail, please contact the Illinois State Athletics Media Relations Office at gtkober@ilstu.edu prior to the press conference.

CREDENTIALS

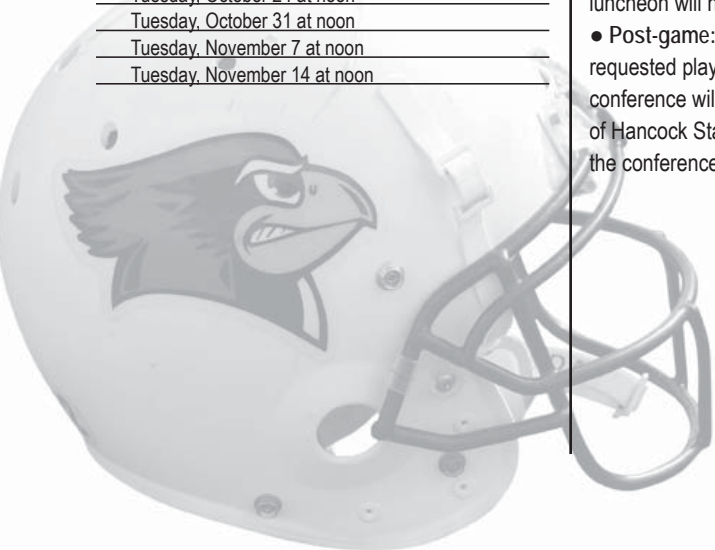
Credentials (game and parking) can be obtained by contacting the Athletics Media Relations Office, Campus Box 7130, Normal, Ill., 61790-7130. Requests must be received on official letterhead at least two days prior to the game. Passes that are not mailed will be available at the Will Call window (Gate 4) 90 minutes before kickoff.

PRACTICE

Most practices are open to the media (approximately 3:30-6 p.m.), but only the first 15 minutes of Tuesday through Thursday practices are available to photographers. For all other media, it is recommended that an advance call be made to the media relations office to check on the status of practice for a particular day.

INTERVIEWS

- Head Coach Denver Johnson will do general interviews following practice on Tuesday-Thursday. All other requests for interviews must be submitted to the media relations office at least 24 hours prior to the scheduled interview.
- Assistant Coaches: Arrangements should be made through the media relations office. Most interviews will be conducted after practice Tuesday-Thursday.
- Players: All interviews with players will take place at the media luncheon or after practice on Tuesday and Wednesday. Media should request players at least 24 hours in advance. Players who attend the Tuesday luncheon will not be available following practice that day.
- Post-game: The Illinois State locker room is closed at all times. Head coach Denver Johnson and requested players will be brought to the designated interview area. At home, the post-game media conference will take place in the team room of the Kaufman Football Building, located in the northeast corner of Hancock Stadium. The media should enter through the west doors and travel up the two flights of stairs to the conference area.



SCOUTING WESTERN KENTUCKY

- Western Kentucky is located in Bowling Green, Ky., and has an enrollment of 18,645. The Hilltoppers are members of the Gateway Football Conference
- WKU receiver Curtis Hamilton made eight catches for 166 yards and a touchdown in the Western Illinois victory, marking the highest receiving total by a Topper player in more than nine years. He has four TDs this fall after collecting four in 11 contests a year ago, while his 419 yards are already a career high.
- Quarterback Justin Haddix fell nine yards shy of matching his career high after completing 16-of-20 passes for 267 yards and two scores in the Western Illinois win Saturday. Haddix has thrown at least one touchdown pass in five straight games.
- WKU surpassed both 200 yards rushing and passing in posting a season-best 469 yards of total offense against the Leathernecks. The Hilltoppers' average of 8.4 yards per play last time out was their highest since averaging 10 yards per snap in last year's win over West Virginia Tech.

'TOPPER TIDBITS

- Illinois State head coach Denver Johnson coached ISU's offensive coordinator Justin Fuente and Western Kentucky assistant Eric Mathies while at Murray State during the 1997 season.
- WKU assistant coach Mike Chism was the associate strength and conditioning coach at Minnesota in 2003, where he worked with Redbird receiver Pierre Jackson.
- ISU's Pat Cucci and WKU's Jimmy Caldwell played high school football together at Winter Springs (Fla.) High School.
- Laurént Robinson and Jesse Caesar were both teammates with WKU's Bo Smith at Rockledge (Fla.) High School.
- ISU's Alan Abrams (Mississippi) and WKU's Gabe Wallace (Kentucky) both transferred from SEC schools. Abrams and Western Kentucky's Artis Neal were high school teammates at Apopka (Fla.) High School.
- Illinois State's Clint Keller is the only Redbird on the roster from the state of Kentucky, while Western Kentucky's Jake Gaebler is the only Illinois (Mundelein) native on the Hilltopper roster.

28 AND COUNTING

With a catch in tonight's game, Illinois State wide receiver Laurént Robinson will extend his streak of having at least one catch to 29 straight games. The grab will tie the school record, currently held by Vito Golson.

RUN REMBERT RUN

Senior running back Pierre Rembert ran through the Murray State defense and then he ran away with the Gateway Football Conference's Offensive Player of the Week honor on Sept. 24. Rembert amassed 184 yards and two touchdowns on the ground, while getting the call 39 times, a new career high for carries. On the first drive of the fourth quarter, Rembert controlled the game by carrying the ball nine straight times during a Redbird drive which took 6:48 off the clock.

GETTING YOUR PICKS ON ROUTE 66

With Hancock Stadium located just off nostalgic Route 66, the Redbird defense has been getting their kicks in 2006. Through four games, the 'Birds have intercepted nine passes, which is the second highest total in Division I-AA. The kicker is that the Redbirds are only one interception away from matching last season's total of 10. In addition, the 'Birds are averaging 2.25 picks per game, which would put them on pace for 25 interceptions and break the school record of 22 set in 1984.

GIMMIE A BREAK

In Denver Johnson's tenure at Illinois State, the Redbirds have had four off-weeks which occurred during the middle of the regular season, but only two were actually scheduled. The 'Birds had an off-week in 2001 due to the terrorist attacks on Sept. 11, and in 2004 had an off-week in late September when ISU's game at Florida Atlantic was postponed due to the threat of Hurricane Jeanne. Including the scheduled off-weeks (2000 and 2002), the Redbirds own a 1-3 record under Johnson with two weeks between games.

AGAINST ALL ODDS

In order for the Redbirds to compete for the Gateway Football Conference title, they will need to overcome a pair of slanted statistics in the game at Western Kentucky. First, the 'Birds are winless against the Hilltoppers (0-5) since WKU joined the league. In addition, the 'Birds have only won one of their last six Gateway Conference openers.

THIS IS A FIRST

Sure the Redbirds have lost five straight to Western Kentucky, but tonight's game is the first time since the Hilltoppers have joined the Gateway where ISU is the higher-ranked team. In fact, this is the first meeting in Gateway action where Western Kentucky hasn't been nationally ranked.

OWNING THE OVC

With the 35-14 win at Murray State, the Redbirds have now accumulated six-straight wins against Ohio Valley Conference opponents. ISU has not lost to an OVC opponent since 2002 when EIU defeated ISU 45-10 in Charleston, Ill., on September 28.

THE TALE OF THE TAPE

	ILS	WKU
Record	3-1	2-2
Points	30.0	24.8
Points Allowed	17.8	32.5
First Downs	79	68
Rushing Yards	147.8	144.8
Rushing Defense	80.0	172.8
Passing Yards	232.0	179.2
Passing Defense	195.8	172.5
Total Offense	379.8	324.0
Total Defense	275.8	345.2
Interceptions	9-101	2-26
Punt Return Avg.	8.2	3.6
Kickoff Return Avg.	14.8	20.7
Fumbles Lost	2	4
Penalties	20-177	20-174
Field Goals	6-9	2-4

'BIRD BESTS vs. WESTERN KENTUCKY

INDIVIDUAL*

Rushing Yards	233, Sha-Ron Edwards, 10-18-03
Rushing TDs	2, twice; last by Toby Davis, 11-7-92
Passing Yards	255, twice; last by Yance Vaughan, 10-30-04
Completions	26, Luke Drone, 10-8-05
TD Passes	2, twice; last by Yance Vaughan, 10-30-04
Receptions	12, Laurent Robinson, 10-8-05
Receiving Yards	126, Laurent Robinson, 10-8-05
Receiving TDs	1, nine times; last by Jason Horton, 10-30-04
Tackles	23, Gean Gilot, 10-18-03
Tackles for Loss	2.5, Brent Hawkins, 10-8-05
Sacks	1.5, Brent Hawkins, 10-8-05
Interceptions	1, nine times; last by Kye Stewart, 10-8-05
Longest FG	45, Rick Seitz, 10-8-88

TEAM*

Most Points	34, 10-8-05
Fewest Points	0, 11-2-02
Most Points Allowed	58, 11-3-01
Fewest Points Allowed	7, 11-7-92

*modern era (1936 and later)

THE REDBIRD RECORD BOOK**ISU Career Rushing**

1. Toby Davis (1989-92)	3,702
13. Bruce Cullen (1968-69)	1,560
- Pierre Rembert (2005-)	1,334

ISU Career Rushing TDs

1. Toby Davis (1989-92)	37
4. Bruce Cullen (1968-69)	22
5. Sha-Ron Edwards (2002-03)	17
- Aveion Cason (1998-99)	17
- Kevin Jones (1980, 82-84)	17
- Pierre Rembert (2005-)	16

ISU Career 100-Yard Rushing Games

1. Toby Davis (1989-92)	17
2. Willie Watts (1998-01)	15
3. Bill Fenn (1978-80)	8
4. Pierre Rembert (2005-)	7
- Ron Westmoreland (1987-88)	7
- Stephon Wilson (1985)	7

ISU Career Passing

1. Kevin Glenn (1997-00)	8,251
2. John Coppens (1981-84)	6,238
3. Dusty Burk (1999-01)	4,378
4. Luke Drone (2004-)	3,868

ISU Career Completions

1. Kevin Glenn (1997-00)	663
5. Danny Barnett (1992-94)	328
- Luke Drone (2004-)	282

ISU Career TD Passes

1. Kevin Glenn (1997-00)	62
2. John Coppens (1981-84)	49
3. Dusty Burk (1999-01)	38
4. Wes Bair (1951-54)	32
5. Luke Drone (2004-)	31

ISU Career Receptions

1. Rickey Garrett (1996-99)	177
2. Laurént Robinson (2003-)	167

ISU Career Receiving Yards

1. Rickey Garrett (1996-99)	2,719
2. Clarence Collins (1980-83)	2,498
3. Laurént Robinson (2003-)	2,487

ISU Career TD Receptions

1. Laurént Robinson (2003-)	26
2. Rickey Garrett (1996-99)	22

ISU Consecutive Games with a Catch

1. Vito Golson (1999-02)	29
2. Laurént Robinson (2003-)	28

ISU 100-Yard Career Receiving Games

1. Rickey Garrett (1996-99)	9
2. Laurént Robinson (2003-)	8
- Clarence Collins (1980-83)	8

ISU Career Total Offense Yards

1. Kevin Glenn (1997-00)	8,812
4. Adrian Wilson (1988-92)	4,175
5. Mike Souza (2002-03)	4,140
6. Luke Drone (2004-)	3,988

ISU Career All-Purpose Yards

1. Toby Davis (1989-92)	4,363
10. Kevin Jones (1982-84)	2,534
11. Bill Miller (1986-89)	2,500
- Laurént Robinson (2003-)	2,492

ISU Career Tackles

1. Boomer Grigsby (2001-04)	580
2. Galen Scott (1997-00)	579
8. Duane Butler (1994-96)	332
9. Adam Waugh (1998-01)	327
10. Tim Angsten (1995-97, 99)	320
- Cameron Siskowic (2003-)	290

HE'S BACK!!!

After missing two games with an ankle sprain, wide receiver Laurént Robinson returned to the Redbird line-up at Murray State and didn't seem to miss a beat. The 2006 Walter Payton Award candidate hauled in six catches for 121 yards and two touchdowns. The performance was his eighth career 100-yard receiving game and he needs one more to tie the school record of nine, held by Rickey Garrett. Robinson's two touchdown catches also increased his school record total to 26.

HE'S BACK!!! PART TWO

Kye Stewart was also sidelined against Eastern Illinois with an ankle injury, but returned to his weakside linebacker position at Murray State. Stewart led the Redbirds in tackles with nine, including seven solo stops. He is now second on the team in tackles with 36 and is averaging 12 stops per game.

REMBERT RUNNING WITH REGULARITY

Four games into the 2006 season. Four 100-yard rushing games for Illinois State running back Pierre Rembert. With 184 yards against Murray State, Rembert tied the school record for consecutive 100-yard rushing games done by Quincy Washington, Willie Watts and Toby Davis. With a 100-yard game tonight, Rembert would set the school standard.

CROSS THAT OFF THE LIST

Both Cameron Siskowic and Leon Kittrell are in their final seasons at Illinois State, but entering the game at Murray State the duo played a combined 63 games in a Redbird uniform without an interception. But, that all changed on Sept. 23. Both Siskowic and Kittrell picked off Murray State quarterback Zach Barnard and recorded the first interceptions of their ISU careers.

BACK-TO-BACK TRIFECTAS

With the Redbirds' 35-14 win at Murray State, the 'Birds posted three non-conference victories for a second straight season. It marked the first time the Redbirds have accomplished the feat since the 1998 and 1999 campaigns, which were Illinois State's two previous NCAA I-AA Playoff appearances.

ACTION JACKSON

Despite missing all-American wide receiver Laurént Robinson for two games with an ankle injury, senior Pierre Jackson emerged as an alternative deep threat for the Redbirds. "Jelly" notched two consecutive games with 100 yards or more receiving and still leads the team with 21 catches for 364 yards. He has also added three touchdowns.

IN THE ZONE

The efficiency the Redbirds have shown in the Red-Zone this season rings like a Hawk Harrelson home run call - "you can put it on the board." Through four games, the 'Birds are 12-for-14 in the Red-Zone with seven touchdowns and five field goals for an 85.7 percent success rate. ISU opponents haven't been in the zone as often, nor have had the success. Redbird foes are 4-for-7 inside the Red-Zone with one touchdown and three field goals.

NO RUNNING ALLOWED

It appears the Redbirds have taken a lifeguard approach to the defense this season - no running. In four games, Murray State became the third team ISU has held under 100 yards rushing and the second under 50, when the Racers gained 28 yards on the ground in the Redbirds' 35-14 win. The Redbird defense is allowing just 80 rushing yards per game and ranks No. 6 nationally in that category.

FOURTH AND FUTILE

It hasn't been easy converting on fourth down against the Redbirds in 2006. Through four games, ISU opponents are 3-for-9 when "going for it" on fourth down for a 33.3 percent success rate. In fact, opponents haven't had much more success on third down. Redbird foes are 21-for-57 on third down, or 36.8 percent.

GUNNIN' 'EM DOWN

Cameron Siskowic is showing why he was named a Buck Buchanan Award watch list member in 2006, as the senior linebacker has recorded 50 tackles in four games. Not only does his total lead the Gateway Football Conference, but he also ranks No. 3 nationally in that category. With a career-high 22 tackles against No. 18 Eastern Illinois earlier in the season, Siskowic has also recorded 3.5 tackles for loss, a sack, an interception and a forced fumble on the season.

MOVIN' ON UP

In just his second season as a starter, Luke Drone is starting to creep up the charts in the ISU record book. With his 159 yards passing at Murray State, Drone moved up into sole possession of fourth place on the career passing yards list with 3,868. He needs 511 yards to move into third place ahead of Dusty Burk (1999-01), who passed for 4,378 yards during his Redbird career.

MAKING MAZUR

Kevin Mazur is off to a hot start in 2006, as the sophomore placekicker is 6-of-8 in field goal attempts and 12-for-12 in PAT conversions, good for a team-leading 30 points. His 1.5 field goals per game rank him tied for 10th nationally in that category, and he is also making a bid in the ISU record book. Mazur has now made 71.4 percent (15-of-21) of his career field goal attempts, which is just behind school record holder Stephen Carroll's success rate at 71.6 percent.

APPLYING THE FULL NELSON

That's exactly what sophomore free safety Tom Nelson has been doing to opposing quarterbacks this season, as he has picked off three passes in the first four games, the first three interceptions of his career. He picked off two of Dylan Meier's attempts down field at Kansas State and snagged a Robbie Park offering in the third quarter against Central Arkansas. Nelson ranks tied for 10th in the country with an average of .75 interceptions per game.

REMBERT'S RAVE REVIEWS

Through four games, his first as ISU's featured running back, Pierre Rembert has gotten two thumbs up. With 133.2 rushing yards per game, Rembert ranks No. 5 nationally among running backs. He is on pace to finish the regular season with 1,465 yards on the season, which would rank as the second highest total in Redbird history.

DRONE: A WORKER QB

Junior Luke Drone is working the Redbird offense despite all the interchangeable pieces early in the season due to injury. The Redbird offense ranks No. 18 in the national rankings with 379.75 yards per game. The passing offense is No. 19 nationally (232.00 ypg.), while Drone is No. 14, individually, in total offense with 230.25 yards per game.

THE SISKO KID LOOKS FOR THE FIFTH

When Brent Hawkins claimed the 2005 Gateway Defensive Player of the Year award, it marked the fourth straight by a Redbird player and tied the league record for consecutive league MVPs with Northern Iowa (1991-94). Cameron Siskowic hopes to extend that ISU streak. The senior linebacker was a finalist for the 2005 Buck Buchanan Award and is a candidate again this year.

ALL-AMERICA U

ISU has produced at least one all-American player in 20 of its last 23 seasons. Over the last seven seasons, 27 players from 11 different positions have been honored. Laurent Robinson, Brent Hawkins, Stafford Davis and Cameron Siskowic were all consensus selections in 2005.

TRANSFERABLE

Since 1993, when the NCAA rules changed to allow players immediate eligibility at the I-AA level, Illinois State has had 44 players transfer from I-A schools. ISU's I-A transfers on this year's roster include: Alan Abrams (RB, Ole Miss); Adam Blankenship (DL, Nebraska); Pierre Jackson (WR, Minnesota); Brandon Joyce (OL, Indiana); Dan Passarelli (WR, Northern Illinois); Pierre Rembert (RB, Michigan); Cameron Siskowic (LB, Washington St.); Jonathan St-Pierre (OL, Miami (Fla.)) and James Stevenson III (DL, Illinois).

NOTABLE NEWCOMERS

Since the Gateway began recognizing an all-newcomer team in 1994, over 42 Redbirds have been cited for achievement in their first season. In 2005, running back Pierre Rembert and defensive back Tom Nelson added their names to the list.

ANOTHER ONE BITES THE DUST

With the 44-30 victory over No. 18 Eastern Illinois, the Redbirds have now beaten at least one ranked foe in nine of the last 10 seasons.

MEN OF HONOR

The Redbird football team concluded the spring semester with 35 players on the AFNI Athletics Honor Roll, a new team record. The Redbirds also compiled a 2.68 grade point average for the semester, which was the highest team GPA by the football team in over a decade.

40 DAYS AND 40 NIGHTS

Actually it is a little less than 67 days – that's how many straight 24-hour days a person would have to work to equal the 1,595 community service hours that the Illinois State football team put in last academic year. Typically, the goal for the entire athletic department is 1,000, but the Redbird gridders put in 1,595 hours themselves.

SOMEBODY'S WATCHING

On Aug. 23, both Laurent Robinson and Cameron Siskowic were put on watch. Robinson, a finalist for the 2005 Walter Payton Award, presented to the nation's top I-AA offensive player, was named to the initial watch list for the 2006 award. Likewise, Siskowic was added to the 2006 Buck Buchanan Award watch list after finishing as a finalist last season as one of the nation's top I-AA defensive players.

THE START CHART

Offense	2006	Current	Steak	Career
Robinson (WR)	2	1		30
Downing (OL)	4	5		25
Mordis (TE)	4	6		22
Wiggins (OL)	4	19		19
Drone (QB)	4	15		15
Jackson (WR)	4	10		14
Hartman (OL)	0	0		11
Rembert (TB)	4	6		9
Horton (WR)	2	0		8
Niklasch (OL)	4	4		5
Madsen (OL)	4	4		4
Meredith (TE)	2	0		2
Lyon (OL)	2	0		2
R. Rice (TB)	0	0		2
Joyce (OL)	2	2		2
Joynt (TE)	2	2		2

Defense	2006	Current	Steak	Career
Martindale (DT)	4	27		36
Temple (DB)	4	26		29
C. Siskowic (LB)	3	3		24
Caesar (DB)	4	13		19
Campbell (LB)	3	3		16
Stewart (LB)	3	1		16
Thomas (DT)	4	4		15
Nelson (FS)	4	15		15
Stevenson (DE)	4	4		8
Kittrell (DB)	4	4		7
N. Passarelli (DB)	0	0		7
R. Tate (DL)	4	4		4
Cucci (LB)	1	0		1
Hawkins	1	0		1
Hronec (LB)	1	0		1
Lagrone (CB)	0	0		1

RED ZONE

	ISU	Opp.
at Kansas St.	4-4 (3 TDs, 1 FG)	2-4 (2 FGs)
C. Arkansas	4-5 (4 FGs)	1-2 (FG)
E. Illinois	4-4 (3 TDs, 1 FG)	4-4 (3 TDs, 1 FG)
at Murray St.	4-5 (4 TDs)	1-1 (1 TD)
at Western Ky.		
S. Illinois		
at W. Illinois		
Y'stown St.		
Missouri St.		
at Indiana St.		
at N. Iowa		

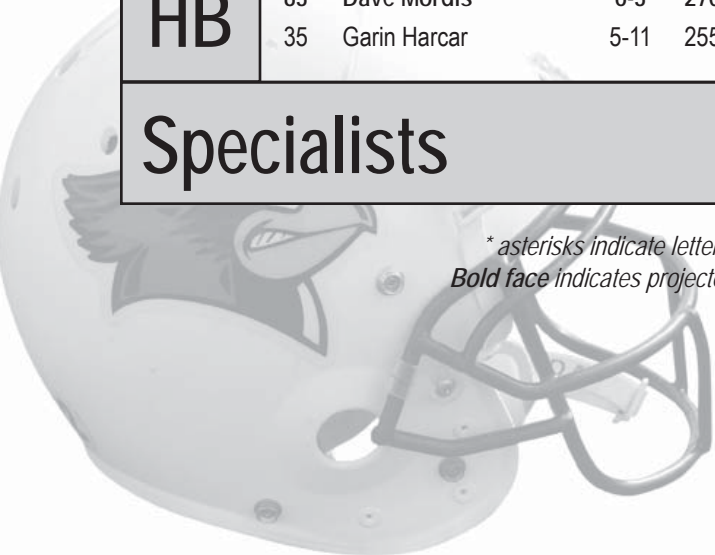
POINTS OFF TURNOVERS

	ISU	Opp.
at Kansas St.	3	11
C. Arkansas	0	0
E. Illinois	17	7
at Murray St.	14	0
at Western Ky.		
S. Illinois		
at W. Illinois		
Y'stown St.		
Missouri St.		
at Indiana St.		
at N. Iowa		

ILLINOIS STATE'S PROJECTED TWO-DEEP

Offense						Defense					
WR	81	Laurént Robinson***	6-2	195	Sr.	DE	99	James Stevenson III*	6-3	250	Jr.
	86	Jason Horton**	6-0	185	Jr.		93	Adam Blankenship	6-2	245	So.
LT	66	Isaiah Wiggins**	6-3	290	Jr.	DT	73	Justin Martindale***	6-2	255	Sr.
	77	Muhammad Kahlun	6-4	290	RFr.		90	Dan Simnick*	6-2	260	Jr.
LG	69	Joe Niklasch*	6-4	280	So.	DT	94	Jarek Thomas**	6-3	275	Jr.
	65	Billy Speiser	6-5	295	Jr.		97	Kaschiev Hunter*	6-2	290	So.
C	68	Erik Madsen	6-3	285	So.	DE	95	Ronnie Tate*	6-3	260	Sr.
	61	Jonathan St-Pierre	6-3	301	So.		3	Alex Filin***	6-4	220	Sr.
RG	75	Janiah Downing***	6-3	310	Sr.	SLB	40	Cameron Siskowic***	6-2	225	Sr.
	71	Jeff Huntzinger*	6-3	285	Jr.		48	Pat Cucci*	6-1	240	So.
RT	78	Brandon Joyce	6-5	310	Jr.	MLB	44	Niall Campbell***	6-2	230	Sr.
	77	Muhammad Kahlun	6-4	290	RFr.		59	Bill Hronec**	6-2	225	Jr.
TE	42	Jeremy Joynt	6-3	255	Jr.	WLB	6	Kye Stewart**	6-0	205	Jr.
	47	Kedric Meredith*	6-3	260	So.		34	Marques Hawkins*	5-8	210	Sr.
WR	4	Pierre Jackson**	6-1	175	Sr.	CB	1	Jesse Caesar**	5-11	185	Jr.
	10	Jake Rourke*	6-3	185	So.		23	Lamont Lagrone*	5-10	175	Sr.
QB	7	Luke Drone**	6-2	210	Jr.	FS	9	Tom Nelson*	6-0	195	So.
	12	Kevin Brockway*	6-4	225	So.		13	Kurt James	6-1	205	So.
TB	5	Pierre Rembert*	6-0	220	Sr.	SS	28	James Temple***	6-0	210	Sr.
	2	Rafael Rice*	5-11	220	Jr.		30	Garry Roberts*	6-2	210	Jr.
HB	83	Dave Mordis**	6-3	270	Jr.	CB	25	Leon Kitrell***	5-9	165	Sr.
	35	Garin Harcar	5-11	255	RFr.		37	Jason Tate	5-11	175	Fr.
Specialists						K	36	Kevin Mazur*	5-10	195	So.
							19	Bobby Kelsey*	6-1	225	So.
						P	19	Bobby Kelsey*	6-1	225	So.
							36	Kevin Mazur*	5-10	195	So.

* asterisks indicate letters earned
Bold face indicates projected starter



ILLINOIS STATE STARTER NOTES**REDBIRD OFFENSE**

LT	66	Isaiah Wiggins** (Jr. • 6-3 • 290 • Chicago, Ill.)	Began playing the trumpet in elementary school and has been playing it for nine years.
LG	69	Joe Niklasch (So. • 6-4 • 280 • Hartland, Wis.)	An avid Packer fan who, during high school, worked as a janitor at local elementary school.
C	68	Erik Madsen (So. • 6-3 • 285 • Bolingbrook, Ill.)	Describes himself as being "mechanical;" would like to refurbish an older Camaro after football.
RG	75	Janiah Downing*** (Sr. • 6-3 • 310 • North Marion, Fla.)	The last three summers worked as a Preview guide, an orientation program for incoming ISU students.
RT	78	Brandon Joyce (Jr. • 6-5 • 310 • St. Charles, Mo.)	While in high school, appeared in the Sharpie commercial with Terrell Owens.
WR	81	Laurént Robinson*** (Sr. • 6-2 • 195 • Rockledge, Fla.)	For two years in high school, 10 people, all of which were family, lived in his four-bedroom house.
WR	4	Pierre Jackson** (Sr. • 6-1 • 175 • Chicago, Ill.)	Nicknamed "Jelly;" away from football likes to spend time with his 3-year-old daughter, Itali.
TE	42	Jeremy Joynt (Jr. • 6-3 • 255 • Emmetsburg, Iowa)	Spent his summer working at Home Depot with the rest of the "Wolfpack" (ISU's TE's & H-Backs).
QB	7	Luke Drone** (Jr. • 6-2 • 210 • Mt. Carmel, Ill.)	Selected for the 2006 NCAA Leadership Conference; 2006-07 SAAC Educational Outreach Coordinator.
RB	5	Pierre Rembert* (Sr. • 6-0 • 220 • Milwaukee, Wis.)	Eats McDonald's at least five times a week; favorite meal is a Big Mac with no pickles, no onions and extra sauce.
FB	83	Dave Mordis** (Jr. • 6-3 • 270 • Palos Park, Ill.)	Owns two dogs, a german shepherd and a shiba inu; enjoys riding around campus on his moped.

REDBIRD DEFENSE

DE	99	James Stevenson III* (Jr. • 6-3 • 250 • Franklinville, N.J.)	Has been engaged for over a year; met his fiancé while attending Illinois.
DT	73	Justin Martindale*** (Sr. • 6-2 • 255 • Wadsworth, Ill.)	Loves to play with toys which are built for speed; owns a jet ski, four-wheeler and a motorcycle.
DT	94	Jarek Thomas** (Jr. • 6-3 • 275 • Orlando, Fla.)	Enjoys cooking, especially soul food, including his favorite dish – BBQ ribs and pork chops.
DE	95	Ronnie Tate* (Sr. • 6-3 • 260 • Glendale, Ariz.)	Spent his summer working an internship with the Bloomington-Normal Sports Commission.
WLB	6	Kye Stewart** (Jr. • 6-0 • 205 • Nashville, Tenn.)	A certified scuba diver, he has dove throughout the state of Florida with his dad, who is also certified.
MLB	44	Niall Campbell*** (Sr. • 6-2 • 230 • Lemont, Ill.)	After college will be focusing on a career in physical therapy.
SLB	40	Cameron Siskowic*** (Sr. • 6-2 • 225 • San Diego, Calif.)	A six-year cancer survivor that grew up surfing, snow boarding and wake boarding.
CB	25	Leon Kittrell*** (Sr. • 5-9 • 165 • Oak Creek, Wis.)	A world-class drummer who plays in two bands on campus – Blue Print and Soft Spoken.
FS	9	Tom Nelson* (So. • 6-0 • 195 • Arlington Heights, Ill.)	Likes to spend his off-weekends golfing with his dad, and favorite course is Rolling Green Country Club.
SS	28	James Temple*** (Sr. • 6-0 • 210 • Savannah, Ga.)	Has been playing the acoustic guitar for over a year and enjoys playing allegro music.
CB	1	Jesse Caesar** (Jr. • 5-11 • 185 • Rockledge, Fla.)	An avid artist who likes to draw particularly in pencil or pen.

REDBIRD SPECIAL TEAMS

PK	36	Kevin Mazur* (Fr. • 5-10 • 195 • Mt. Prospect, Ill.)	Fired a 23-under-par on Tiger Woods 2007, a Playstation 2 game, during fall camp.
KO	19	Bobby Kelsey* (Fr. • 6-1 • 225 • Channahon, Ill.)	Worked out this summer with former ISU punter Mike McCabe and Florida's Urban Meyer, a former ISU assistant.
P	19	Bobby Kelsey* (Fr. • 6-1 • 225 • Channahon, Ill.)	Worked out this summer with former ISU punter Mike McCabe and Florida's Urban Meyer, a former ISU assistant.
LS	43	Jake Weber*** (Sr. • 6-2 • 233 • Peoria, Ill.)	Interned over the summer with PricewaterhouseCoopers.
HD	7	Luke Drone** (Jr. • 6-2 • 210 • Mt. Carmel, Ill.)	Selected for the 2006 NCAA Leadership Conference; 2006-07 SAAC Educational Outreach Coordinator.
KR	5	Pierre Rembert* (Sr. • 6-0 • 220 • Milwaukee, Wis.)	Eats McDonald's at least five times a week; favorite meal is a Big Mac with no pickles, no onions and extra sauce.
	9	Tom Nelson* (So. • 6-0 • 195 • Arlington Heights, Ill.)	Likes to spend his off-weekends golfing with his dad, and favorite course is Rolling Green Country Club.
PR	86	Jason Horton** (Jr. • 6-0 • 185 • Bolingbrook, Ill.)	Played ice hockey during the seventh and eighth grade.

ILLINOIS STATE'S ALPHABETICAL TRAVEL ROSTER

No.	Name	Pos.	Ht.	Wt.	Yr.	Hometown (Last School)
27	Alan Abrams	RB	6-0	205	Jr.	Orlando, Fla. (Mississippi)
93	Adam Blankenship	DL	6-2	245	So.	Tulsa, Okla. (Nebraska)
22	Geno Blow	RB	5-11	190	Fr.	Seabrook, Texas (Clear Lake)
12	Kevin Brockway*	QB	6-4	225	So.	Crystal Lake, Ill. (South)
1	Jesse Caesar**	DB	5-11	185	Jr.	Rockledge, Fla. (Rockledge)
44	Niall Campbell***	LB	6-2	230	Sr.	Lemont, Ill. (Chicago Mt. Carmel)
51	Brennan Carroll	LB	6-2	215	So.	Hoffman Estates, Ill. (Hoffman Estates HS)
48	Pat Cucci*	LB	6-1	240	So.	Winter Springs, Fla. (Winter Springs)
17	Jared Dall	WR	5-11	200	Jr.	Arlington Heights, Ill. (Harper JC)
75	Janiah Downing***	OL	6-3	310	Sr.	North Marion, Fla. (North Marion)
7	Luke Drone**	QB	6-2	210	Jr.	Mt. Carmel, Ill. (Mt. Carmel)
16	Preston Earl	QB	6-2	210	Fr.	Lincolnshire, Ill. (Stevenson)
3	Alex Filin***	DL	6-4	220	Sr.	Skokie, Ill. (Niles West)
31	Jeremy Foster	DB	6-3	205	So.	Bloomington, Ill. (University)
14	Tyler Funk	P/K	6-0	165	Fr.	Racine, Wis. (William Horlick)
35	Garin Harcar	RB	5-11	255	RFr.	Grand Ridge, Ill. (Ottawa)
34	Marques Hawkins*	LB	5-8	210	Sr.	Chandler, Ariz. (Phoenix College)
11	Kelvyn Hemphill	DB	6-2	175	Fr.	San Antonio, Texas (O'Connor)
86	Jason Horton**	WR	6-0	185	Jr.	Bolingbrook, Ill. (Neuqua Valley)
59	Bill Hronec**	LB	6-2	225	Jr.	Evergreen Park, Ill. (Chicago Mt. Carmel)
97	Kaschiv Hunter*	DL	6-2	290	So.	Marietta, Ga. (Harrison)
71	Jeff Huntzinger*	OL	6-3	285	Jr.	Tulsa, Okla. (Union)
4	Pierre Jackson**	WR	6-1	175	Sr.	Chicago, Ill. (Minnesota)
13	Kurt James	DB	6-1	205	So.	Elmhurst, Ill. (Immaculate Conception)
78	Brandon Joyce	OL	6-5	310	Jr.	St. Charles, Mo. (Indiana)
42	Jeremy Joynt	TE	6-3	255	Jr.	Emmetsburg, Iowa (Iowa Central CC)
77	Muhammad Kahlun	OL	6-4	290	RFr.	Garland, Texas (Lakeview Centennial)
84	Clint Keller	TE	6-3	250	Jr.	Lexington, Ky. (Paul Laurence Dunbar)
19	Bobby Kelsey*	K/P	6-1	225	So.	Channahon, Ill. (Providence Catholic)
25	Leon Kittrell***	DB	5-9	165	Sr.	Oak Creek, Wis. (Oak Creek)
23	Lamont Lagrone*	DB	5-10	175	Sr.	Houston, Texas (East Mississippi CC)
68	Erik Madsen	OL	6-3	285	So.	Bolingbrook, Ill. (Joliet Catholic)
73	Justin Martindale***	DL	6-2	255	Sr.	Wadsworth, Ill. (Warren Township)
36	Kevin Mazur*	K/P	5-10	195	So.	Mt. Prospect, Ill. (John Hersey)
85	Warren McCarty	WR	6-4	200	RFr.	Roscoe, Ill. (Hononegah)
47	Kedric Meredith*	FB	6-3	260	So.	Peoria, Ill. (Richwoods)
83	Dave Mordis**	TE	6-3	270	Jr.	Palos Park, Ill. (Stagg)
9	Tom Nelson*	DB	6-0	195	So.	Arlington Heights, Ill. (John Hersey)
69	Joe Niklasch*	OL	6-4	280	So.	Hartland, Wis. (Arrowhead)
80	Dan Passarelli**	WR	5-11	190	Jr.	Naperville, Ill. (Northern Illinois)
62	Mike Piton	DL	6-2	255	Fr.	Palos Hills, Ill. (Stagg)
5	Pierre Rembert*	RB	6-0	220	Sr.	Milwaukee, Wis. (Michigan)
26	Cortes Rice*	RB	6-2	215	So.	Los Alamitos, Calif. (Los Alamitos)
2	Rafael Rice*	RB	5-11	220	Jr.	Los Alamitos, Calif. (Fullerton JC)
30	Garry Roberts*	DB	6-2	210	Jr.	Edna, Texas (Edna)
81	Laurént Robinson***	WR	6-2	195	Sr.	Rockledge, Fla. (Rockledge)
10	Jake Rourke*	WR	6-3	185	So.	Chatham, Ill. (Glenwood)
90	Dan Simnick*	DL	6-2	260	Jr.	Naperville, Ill. (North)
40	Cameron Siskowic***	LB	6-2	225	Sr.	San Diego, Calif. (Washington St.)
45	Kyle Siskowic	LB	6-1	220	RFr.	San Diego, Calif. (Clairemont)
60	Tom Speer	DL	6-4	215	RFr.	Macomb, Ill. (Macomb)
65	Billy Speiser	OL	6-5	295	Jr.	Warrenton, Mo. (Iowa Central CC)
99	James Stevenson III*	DL	6-3	250	Jr.	Franklinville, N.J. (Illinois)
6	Kye Stewart**	LB	6-0	205	Jr.	Nashville, Tenn. (Pearl-Cohn)
61	Jonathan St-Pierre	OL	6-3	301	So.	Longueuil, Quebec (Miami (Fla.))
37	Jason Tate	DB	5-11	175	Fr.	Lake Mary, Fla. (Seminole)
95	Ronnie Tate*	DL	6-3	260	Sr.	Glendale, Ariz. (Glendale CC)
28	James Temple***	DB	6-0	210	Sr.	Savannah, Ga. (Savannah)
94	Jarek Thomas**	DL	6-3	275	Jr.	Orlando, Fla. (Edgewater)
43	Jake Weber***	LS	6-2	235	Sr.	Peoria, Ill. (Dunlap)
41	Dan Weiner	WR	6-1	190	Jr.	Chicago, Ill. (Palomar College)
88	Bert Whigham	TE	6-4	230	RFr.	Lake Mary, Fla. (Seminole)
58	Mark Whitaker*	LB	6-1	210	Jr.	Moline, Ill. (Drake)
66	Isaiah Wiggins**	OL	6-3	290	Jr.	Chicago, Ill. (Prosser)
57	Brandon Wilson	DL	6-2	210	Fr.	San Antonio, Texas (John Jay)

NUMERICAL TRAVEL ROSTER

No.	Name	Pos.	No.	Name	Pos.
44	Niall Campbell	LB	1	Jesse Caesar	DB
45	Kyle Siskowic	LB	2	Rafael Rice	RB
47	Kedric Meredith	FB	3	Alex Filin	DL
48	Pat Cucci	LB	4	Pierre Jackson	WR
51	Brennan Carroll	LB	5	Pierre Rembert	RB
57	Brandon Wilson	DL	6	Kye Stewart	LB
58	Mark Whitaker	LB	7	Luke Drone	QB
59	Bill Hronec	LB	9	Tom Nelson	DB
60	Tom Speer	DL	10	Jake Rourke	WR
61	Jonathan St-Pierre	OL	11	Kelvyn Hemphill	DB
62	Mike Piton	DL	12	Kevin Brockway	QB
65	Billy Speiser	OL	13	Kurt James	DB
66	Isaiah Wiggins	OL	14	Tyler Funk	K/P
68	Erik Madsen	OL	16	Preston Earl	QB
69	Joe Niklasch	OL	17	Jared Dall	WR
71	Jeff Huntzinger	OL	19	Bobby Kelsey	K/P
73	Justin Martindale	DL	22	Geno Blow	RB
75	Janiah Downing	OL	23	Lamont Lagrone	DB
77	Muhammad Kahlun	OL	25	Leon Kittrell	DB
78	Brandon Joyce	OL	26	Cortes Rice	RB
80	Dan Passarelli	WR	27	Alan Abrams	RB
81	Laurént Robinson	WR	28	James Temple	DB
83	Dave Mordis	TE	30	Garry Roberts	DB
84	Clint Keller	TE	31	Jeremy Foster	DB
85	Warren McCarty	WR	34	Marques Hawkins	LB
86	Jason Horton	WR	35	Garin Harcar	FB
88	Bert Whigham	TE	36	Kevin Mazur	K/P
90	Dan Simnick	DL	37	Jason Tate	DB
93	Adam Blankenship	DL	40	Cameron Siskowic	LB
94	Jarek Thomas	DL	41	Dan Weiner	WR
95	Ronnie Tate	DL	42	Jeremy Joynt	TE
97	Kaschiv Hunter	DL	43	Jake Weber	LS
99	James Stevenson	DL			

PRONUNCIATIONS

Jesse Caesar	SEE-zahr
Niall Campbell	NILE
Pat Cucci	COO-chee
Luke Drone	rhymes with bone
Alex Filin	FILL-in
Brent Gritton	GRIT-on
Garin Harcar	GARE-in HAR-car
Marques Hawkins	MAR-kuss
Osric Hayes	OZ-rick
Bill Hronec	RON-ick
Kaschiv Hunter	ka-SHEEV
Muhammad Kahlun	ka-LOON
Drew Kempe	KEM-pee
Ansu Kpandeyenge	an-SUE pan-DEE-in-GEE
Greg Laffere	LA-fair
Lamont Lagrone	la-GROWN
Andrew Marlier	MAR-leer
Joe Niklasch	NICK-lash
Michael Osifalajo	OH-see-fa-LU-jo
Dan Passarelli	PASS-uh-rel-ee
Nick Passarelli	PASS-uh-rel-ee
Mike Piton	last name rhymes with "kitten"
Laurént Robinson	Loor-RAUNT
Cameron Siskowic	SIS-co-wick
Kyle Siskowic	SIS-co-wick
Babatunde Soyebó	BAH-buh-toon-day SOY-ay-bow
Tony Trujillo	TRUE-hee-yoh
Dane Zumbahlen	zum-BAH-len

ILLINOIS STATE'S SERIES HISTORY AGAINST WESTERN KENTUCKY

Western Kentucky leads 10-2

1975	20-Sep	14	24	A	L
1978	16-Sep	6	28	H	L
1988	8-Oct	16	31	A	L
1989	2-Sep	12	17	H	L
1990	15-Sep	9	19	A	L
1991	23-Nov	31	8	H	W
1992	7-Nov	23	7	H	W
2001	3-Nov	14	58	H	L
2002	2-Nov	0	9	A	L
2003	18-Oct	24	27	H	L
2004	30-Oct	21	24	A	L
2005	8-Oct	34	37	H	L

#3 WKU 37, Illinois St. 34 OT

October 8, 2005 • Normal, Ill. • Hancock Stadium

Attendance: 10,416

▶ GAME SUMMARY

'Birds Drop Thriller to #3 Western Kentucky in OT

NORMAL, Ill. - Chris James' 43-yard field goal in regulation and 33-yard field goal in overtime foiled Illinois State's chances to upset No. 3 Western Kentucky, as the Hilltoppers won 37-34 in a Gateway Football Conference game at Hancock Stadium.

Before a Homecoming crowd of 10,416, a 38-yard Kevin Mazur field goal with 50 seconds left put ISU ahead 34-31, but Western Kentucky converted a James' field goal with no time remaining in regulation and held the Birds scoreless in overtime to set up James' game-winner.

The Hilltoppers recovered a Redbird fumble on the opening play from scrimmage and marched on the ISU 43 to the Redbird 19-yard line. But a WKU penalty and a Justin Martindale sack pushed the Toppers back and they had to settle for James' first field goal, a 45-yarder, with 11:15 left in the first quarter.

Brian Thompson's 35-yard kickoff return set up the responding drive by Illinois State, which covered 65 yards in 10 plays and was punctuated by Rafael Rice's five-yard run for the score with 6:49 left in the opening quarter. It was Rice's fifth straight game with a rushing touchdown. ISU led 7-3.



▶ SCORING SUMMARY

SCOREBOARD	1	2	3	4	OT	FINAL
Western Kentucky (4-1)	10	7	7	10	3	37
ILLINOIS STATE (3-3)	14	3	7	10	0	34

FIRST QUARTER

WKU - James 45-yard field goal, 11:15

ILS - R. Rice 5-yard run (Mazur kick), 6:49

ILS - Temple 56-yard fumble recovery (Mazur kick), 4:11

WKU - Hamilton 36-yard pass from Haddix (James kick), 1:14

SECOND QUARTER

WKU - Perkins 6-yard pass from Haddix (James kick), 8:36

ILS - Mazur 22-yard field goal, :21

THIRD QUARTER

WKU - Fitzgerald 13-yard run (James kick), 11:19

ILS - R. Rice 5-yard run (Mazur kick), :00

FOURTH QUARTER

WKU - Jackson 16-yard pass from Haddix (James kick)

ILS - Stewart 21-yard interception return (Mazur kick), 2:07

ILS - Mazur 38-yard field goal, :50

WKU - James 43-yard field goal, :00

OVERTIME

WKU - James 33-yard field goal

▶ TEAM STATISTICS

	ILS	WKU
First Downs	24	23
Rushing Attempts-Yards	45-183	51-242
Passing	26-34-1	16-24-1
Passing Yards	250	221
Total Offense	433	463
Fumbles-Lost	4-2	4-2
Penalties-Yards	4-52	5-34
Time of Possession	29:30	30:24

▶ INDIVIDUAL STATISTICS

RUSHING: (WKU) - Moore 32-190, Coolridge 5-20, Fitzgerald 2-17, Haddix 12-15. (ILS) - Thompson 12-79, R. Rice 18-69, Drone 7-22, Rember 5-14.

PASSING: (WKU) - Haddix 16-24-1-221. (ILS) - Drone 26-32-1-250.

RECEIVING: (WKU) - Hamilton 4-77, Jackson 4-65, Perkins 4-41, Moore 1-19, Cassity 1-13, Link 1-5, Fitzgerald 1-1. (ILS) - Robinson 12-126, Horton 6-36, Thompson 2-21, Denley 2-19, Hayden 2-13, Rember 1-29, Jackson 1-6.

TACKLE LEADERS: (WKU) - Thomas 12-3-15, Rumph 6-7-13, Mitchell 8-4-12, Lewis 2-7-9. (ILS) - Siskowic 2-11-13, Hawkins 6-5-11, Nelson 3-7-10, Temple 6-3-9.



2006 GFC STANDINGS

	GATEWAY			OVERALL		
	W	L	PCT	W	L	PCT
Southern Illinois	1	0	1.000	4	0	1.000
Youngstown State	1	0	1.000	4	1	.800
Western Kentucky	1	0	1.000	2	2	.500
Illinois State	0	0	.000	3	1	.750
Northern Iowa	0	0	.000	2	2	.500
Western Illinois	0	1	.000	3	2	.600
Missouri State	0	1	.000	1	4	.200
Indiana State	0	1	.000	0	5	.000

2006 PRESEASON POLL

1. Northern Iowa (22)	239
2. Youngstown State (7)	208
3. Illinois State (2)	190
4. Southern Illinois	160
5. Western Kentucky (1)	141
6. Western Illinois	103
7. Missouri State	79
8. Indiana State	32

SCHOLAR-BALLER™

During the 2006 season, the players listed on the left will wear the patch (shown below) on their uniform to signify their scholar baller™ status.

ISU's 2005-06 Scholar Ballers™ (2.75 GPA or higher)

Chance Allard #	Brian Arndt \$
Tristian Borzick \$	Mike Brewer
Kevin Brockway	Mike Calegari #
Niall Campbell	Brennan Carroll
Stephen Carroll #	Wally Cirafesi
Montel Conner \$	Graham Corcoran #
Pat Cucci	Stafford Davis \$
Jonathan Denley	Janiah Downing
Luke Drone \$	Greg Faulkner #
Alex Filin	Eric Follmer
Barry Hartman	Marcus Hayden
Osrice Hayes #	Bill Hronec \$
Pierre Jackson \$	Kurt James
Muhammad Kahlun \$	Kyle Korth \$
Ansu Kpandeyenge #	Kevin Kreger
Anthony Kummer	Keith Lesniak #
Jonathan Lyon	Justin Martindale
Warren McCarty	Kedric Meredith
Matt Miglin	Tom Nelson#
Joe Niklasch	Nick Passarelli #
Jeremy Redic #	Rafael Rice
Laurént Robinson	William Rolle
Eyad Salem #	Dan Simnick
Cameron Siskowic \$	Kyle Siskowic \$
Babatunde Soyebó #	Mike Stegeman
Kye Stewart #	James Temple #
Jarek Thomas	Ryan Thorne #
Robert Tomei #	Tom Walters #
Jake Weber #	Dan Weiner #
Bert Whigham #	Mark Whitaker
Isaiah Wiggins	Sam Yeargin \$

indicates Spring 2006 only member; \$ indicates Fall 2005 only member



2006 ILLINOIS STATE TEAM STATISTICS

TEAM STATISTICS	ISU	OPP			
SCORING	120	71			
Points Per Game	30.0	17.8			
FIRST DOWNS	79	52			
Rushing	38	21			
Passing	36	29			
Penalty	5	2			
RUSHING YARDAGE	591	320			
Yards gained rushing	686	400			
Yards lost rushing	95	80			
Rushing Attempts	164	125			
Average Per Rush	3.6	2.6			
Average Per Game	147.8	80.0			
TDs Rushing	6	1			
PASSING YARDAGE	928	783			
Att-Comp-Int	122-67-3	116-63-9			
Average Per Pass	7.6	6.8			
Average Per Catch	13.9	12.4			
Average Per Game	232.0	195.8			
TDs Passing	9	5			
TOTAL OFFENSE	1519	1103			
Total Plays	286	241			
Average Per Play	5.3	4.6			
Average Per Game	379.8	275.8			
KICK RETURNS: #-YARDS	13-193	15-297			
PUNT RETURNS: #-YARDS	5-41	5-106			
INT RETURNS: #-YARDS	9-101	3-12			
KICK RETURN AVERAGE	14.8	19.8			
PUNT RETURN AVERAGE	8.2	21.2			
INT RETURN AVERAGE	11.2	4.0			
FUMBLES-LOST	4-2	4-1			
PENALTIES-YARDS	20-177	22-194			
Average Per Game	44.2	48.5			
PUNTS-YARDS	16-584	18-622			
Average Per Punt	36.5	34.6			
Net punt average	27.4	31.2			
TIME OF POSSESSION/GAME	31:47	28:05			
3RD-DOWN CONVERSIONS	29/62	21/57			
3rd-Down Pct	47%	37%			
4TH-DOWN CONVERSIONS	4/7	3/9			
4th-Down Pct	57%	33%			
SACKS BY-YARDS	8-46	4-23			
MISC YARDS	0	0			
TOUCHDOWNS SCORED	15	8			
FIELD GOALS-ATTEMPTS	6-9	5-6			
ON-SIDE KICKS	0-1	0-0			
RED-ZONE SCORES	12-14 86%	4-7 57%			
RED-ZONE TOUCHDOWNS	7-14 50%	1-7 14%			
PAT-ATTEMPTS	12-12 100%	6-7 86%			
ATTENDANCE	22774	51325			
Games/Avg Per Game	2/11387	2/25662			
Neutral Site Games		0/0			
SCORE BY QUARTERS	1st	2nd	3rd	4th	Total
Illinois State	10	36	34	40	120
Opponents	10	30	13	18	71

2006 ILLINOIS STATE INDIVIDUAL STATISTICS

<i>RUSHING</i>	<i>G</i>	<i>Att</i>	<i>Gain</i>	<i>Loss</i>	<i>Net</i>	<i>Avg</i>	<i>TD</i>	<i>Long</i>	<i>Avg/G</i>
Rembert,Pierre	4	119	556	23	533	4.5	4	25	133.2
Rice,Rafael	4	20	91	1	90	4.5	1	24	22.5
Robinson,Laurent	2	1	5	0	5	5.0	0	5	2.5
Blow,Geno	3	4	3	0	3	0.8	0	2	1.0
Drone,Luke	4	16	31	38	-7	-0.4	1	11	-1.8
TEAM	3	4	0	33	-33	-8.2	0	0	-11.0
Total.....	4	164	686	95	591	3.6	6	25	147.8
Opponents.....	4	125	400	80	320	2.6	1	19	80.0

<i>PASSING</i>	<i>G</i>	<i>Effic</i>	<i>Att-Cmp-Int</i>	<i>Pct</i>	<i>Yds</i>	<i>TD</i>	<i>Lng</i>	<i>Avg/G</i>
Drone,Luke	4	138.24	67-122-3	54.9	928	9	70	232.0
Total.....	4	138.24	67-122-3	54.9	928	9	70	232.0
Opponents.....	4	109.72	63-116-9	54.3	783	5	75	195.8

<i>RECEIVING</i>	<i>G</i>	<i>No.</i>	<i>Yds</i>	<i>Avg</i>	<i>TD</i>	<i>Long</i>	<i>Avg/G</i>
Jackson,Pierre	4	21	364	17.3	3	70	91.0
Robinson,Laurent	2	15	198	13.2	4	47	99.0
Horton,Jason	4	10	129	12.9	1	41	32.2
Rourke,Jake	4	6	150	25.0	1	61	37.5
Mordis,Dave	4	5	49	9.8	0	18	12.2
Rembert,Pierre	4	5	11	2.2	0	14	2.8
Passarelli,Dan	4	4	23	5.8	0	10	5.8
Harcar,Garin	4	1	4	4.0	0	4	1.0
Total.....	4	67	928	13.9	9	70	232.0
Opponents.....	4	63	783	12.4	5	75	195.8

<i>PUNT RETURNS</i>	<i>No.</i>	<i>Yds</i>	<i>Avg</i>	<i>TD</i>	<i>Long</i>
Horton,Jason	4	31	7.8	0	21
Passarelli,Dan	1	10	10.0	0	10
Total.....	5	41	8.2	0	21
Opponents.....	5	106	21.2	1	81

<i>INTERCEPTIONS</i>	<i>No.</i>	<i>Yds</i>	<i>Avg</i>	<i>TD</i>	<i>Long</i>
Nelson,Tom	3	29	9.7	0	18
Siskowic,Cameron	1	1	1.0	0	1
Tate,Jason	1	12	12.0	0	7
Caesar,Jesse	1	0	0.0	0	0
Kittrell,Leon	1	26	26.0	0	26
Temple,James	1	32	32.0	0	32
Thomas,Jarek	1	1	1.0	0	1
Total.....	9	101	11.2	0	32
Opponents.....	3	12	4.0	0	12

<i>KICK RETURNS</i>	<i>No.</i>	<i>Yds</i>	<i>Avg</i>	<i>TD</i>	<i>Long</i>
Nelson,Tom	6	86	14.3	0	27
Rembert,Pierre	4	76	19.0	0	32
Horton,Jason	3	31	10.3	0	14
Total.....	13	193	14.8	0	32
Opponents.....	15	297	19.8	0	49

<i>FUMBLE RETURNS</i>	<i>No.</i>	<i>Yds</i>	<i>Avg</i>	<i>TD</i>	<i>Long</i>
Total.....	0	0	0.0	0	0
Opponents.....	1	9	9.0	1	9

<i>SCORING</i>	<i>TD</i>	<i>FGs</i>	<i>Kick</i>	<i>Rush</i>	<i>Rcv</i>	<i>Pass</i>	<i>DXP</i>	<i>Saf</i>	<i>Points</i>
Mazur,Kevin	0	6-8	12-12	0-0	0	0-0	0	0	30
Robinson,Laurent	4	0-0	0-0	0-0	0	0-0	0	0	24
Rembert,Pierre	4	0-0	0-0	0-1	0	0-0	0	0	24
Jackson,Pierre	3	0-0	0-0	0-0	0	0-0	0	0	18
Rice,Rafael	1	0-0	0-0	0-0	0	0-0	0	0	6
Rourke,Jake	1	0-0	0-0	0-0	0	0-0	0	0	6
Drone,Luke	1	0-0	0-0	0-1	0	0-1	0	0	6
Horton,Jason	1	0-0	0-0	0-0	0	0-0	0	0	6
Kelsey,Bobby	0	0-1	0-0	0-0	0	0-0	0	0	0
Total.....	15	6-9	12-12	0-2	0	0-1	0	0	120
Opponents.....	8	5-6	6-7	0-0	1	1-1	0	0	71

<i>TOTAL OFFENSE</i>	<i>G</i>	<i>Plays</i>	<i>Rush</i>	<i>Pass</i>	<i>Total</i>	<i>Avg/G</i>
Drone,Luke	4	138	-7	928	921	230.2
Rembert,Pierre	4	119	533	0	533	133.2
Rice,Rafael	4	20	90	0	90	22.5
Robinson,Laurent	2	1	5	0	5	2.5
Blow,Geno	3	4	3	0	3	1.0
TEAM	3	4	-33	0	-33	-11.0
Total.....	4	286	591	928	1519	379.8
Opponents.....	4	241	320	783	1103	275.8

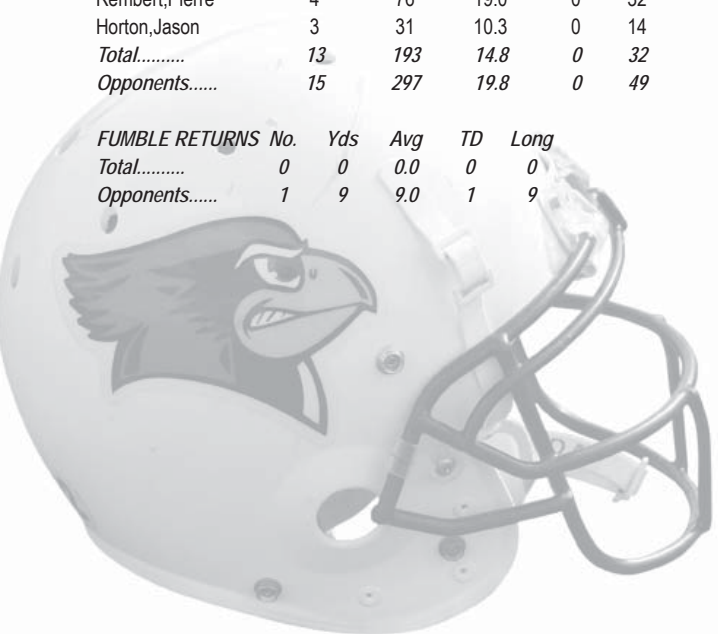
<i>FIELD GOALS</i>	<i>FGM-FGA</i>	<i>Pct</i>	<i>01-19</i>	<i>20-29</i>	<i>30-39</i>	<i>40-49</i>	<i>50-99</i>	<i>Lg</i>	<i>Blk</i>
Mazur,Kevin	6-8	75.0	0-0	4-4	2-3	0-0	0-1	35	0
Kelsey,Bobby	0-1	0.0	0-0	0-0	0-0	0-1	0-0	0	0

<i>FG SEQUENCE</i>	<i>Illinois State</i>	<i>OPPONENTS</i>
Kansas State	(35)	38,(52),(41),(30)
Central Arkansas	49,(23),(25),37,(20),(35)	(31)
Eastern Illinois	(24)	(33)
Murray State	50	-

<i>PUNTING</i>	<i>No.</i>	<i>Yds</i>	<i>Avg</i>	<i>Long</i>	<i>TB</i>	<i>FC</i>	<i>I20</i>	<i>Blkd</i>
Kelsey,Bobby	16	584	36.5	46	2	5	6	0
Total.....	16	584	36.5	46	2	5	6	0
Opponents.....	18	622	34.6	45	1	4	5	0

<i>KICKOFFS</i>	<i>No.</i>	<i>Yds</i>	<i>Avg</i>	<i>TB</i>	<i>OB</i>	<i>Retn</i>	<i>Net</i>	<i>YdLn</i>
Kelsey,Bobby	24	1445	60.2	9	0			
Total.....	24	1445	60.2	9	0	297	40.3	24
Opponents.....	17	1004	59.1	4	0	193	43.0	22

<i>ALL PURPOSE</i>	<i>G</i>	<i>Rush</i>	<i>Rec</i>	<i>PR</i>	<i>KOR</i>	<i>IR</i>	<i>Tot</i>	<i>Avg/G</i>
Rembert,Pierre	4	533	11	0	76	0	620	155.0
Jackson,Pierre	4	0	364	0	0	0	364	91.0
Robinson,Laurent	2	5	198	0	0	0	203	101.5
Horton,Jason	4	0	129	31	31	0	191	47.8
Rourke,Jake	4	0	150	0	0	0	150	37.5
Nelson,Tom	4	0	0	0	86	29	115	28.8
Rice,Rafael	4	90	0	0	0	0	90	22.5
Mordis,Dave	4	0	49	0	0	0	49	12.2
Passarelli,Dan	4	0	23	10	0	0	33	8.2
Temple,James	4	0	0	0	0	32	32	8.0
Kittrell,Leon	4	0	0	0	0	26	26	6.5
Tate,Jason	4	0	0	0	0	12	12	3.0
Harcar,Garin	4	0	4	0	0	0	4	1.0
Blow,Geno	3	3	0	0	0	0	3	1.0
Siskowic,Cameron	4	0	0	0	0	1	1	0.2
Thomas,Jarek	4	0	0	0	0	1	1	0.2
Drone,Luke	4	-7	0	0	0	0	-7	-1.8
TEAM	3	-33	0	0	0	0	-33	-11.0
Total.....	4	591	928	41	193	101	1854	463.5
Opponents.....	4	320	783	106	297	12	1518	379.5



2006 ILLINOIS STATE DEFENSIVE STATISTICS

DEFENSIVE LEADERS	GP	TACKLES					SACKS		PASS DEF			FUMBLES		BLKD	
		SOLO	AST	TOTAL	TFL/YDS	NO-YARDS	INT-YDS	BRUP	QBH	RCV-YDS	FF	KICK	SAF		
40 Siskowic,Cameron	4	22	28	50	3.5-7	1.0-1	1-1	.	1	.	1	.	.		
6 Stewart,Kye	3	24	12	36	3.5-13	1.0-9		
44 Campbell,Niall	4	15	14	29	2.5-3	.	.	2		
1 Caesar,Jesse	4	16	6	22	.	.	1-0	1	1		
25 Kittrell,Leon	4	10	6	16	.	.	1-26	2		
94 Thomas,Jarek	4	9	4	13	4.5-8	1.0-1	1-1	.	2		
28 Temple,James	4	3	10	13	.	.	1-32	2		
95 Tate,Ronnie	4	8	3	11	2.5-11	1.0-8	.	3	6	1-0	1	.	.		
3 Filin,Alex	4	7	3	10	5.0-14	3.0-11	.	.	1		
34 Hawkins,Marques	3	2	7	9		
73 Martindale,Justin	4	4	5	9	2.5-14	1.0-6	.	.	3	.	1	.	.		
37 Tate,Jason	4	6	2	8	1.0-3	.	1-12		
59 Hronec,Bill	4	4	1	5	1.0-2		
9 Nelson,Tom	4	2	2	4	.	.	3-29	3		
51 Carroll,Brennan	3	1	1	2		
90 Simnick,Dan	4	1	1	2	1.0-1		
83 Mordis,Dave	4	2	.	2		
93 Blankenship,Adam	4	1	1	2	1.0-13	1.0-13	.	.	1		
19 Kelsey,Bobby	4	2	.	2		
99 Stevenson,James	4	1	1	2	2		
58 Whitaker,Mark	4	.	1	1		
48 Cucci,Pat	4	1	.	1		
43 Weber,Jake	4	.	1	1		
57 Wilson,Brandon	3	.	1	1		
97 Hunter,Kaschiev	2	1	.	1		
30 Roberts,Garry	4	1	.	1		
4 Jackson,Pierre	4	.	1	1		
<i>Total.....</i>	<i>4</i>	<i>143</i>	<i>111</i>	<i>254</i>	<i>28-89</i>	<i>9-49</i>	<i>9-101</i>	<i>13</i>	<i>17</i>	<i>1-0</i>	<i>3</i>	<i>.</i>	<i>.</i>		
<i>Opponents.....</i>	<i>4</i>	<i>185</i>	<i>98</i>	<i>283</i>	<i>23.0-95</i>	<i>4-23</i>	<i>3-12</i>	<i>21</i>	<i>13</i>	<i>2-9</i>	<i>4</i>	<i>.</i>	<i>.</i>		



2006 GAME-BY-GAME INDIVIDUAL STATISTICS

Rushing (Att.-Yds.-TD)

Opp.	Abrams	Blow	C. Rice	R. Rice	Drone	Rembert
at Kansas St.	dnp	dnp	dnp	0-0-0	4-(-17)-0	29-105-0
C. Arkansas	0-0-0	0-0-0	dnp	7-30-0	2-1-0	27-139-0
E. Illinois	dnp	3-3-0	dnp	5-45-1	4-20-0	24-105-2
at Murray St.	0-0-0	1-0-0	dnp	8-15-0	6-(-11)-0	39-184-2
at Western Ky.						
S. Illinois						
at W. Illinois						
Y'stown St.						
Missouri St.						
at Indiana St.						
at N. Iowa						

Passing (Comp.-Att.-Int.-Yds.-TD)

Opp.	Brockway	Drone	Earl
at Kansas St.	dnp	24-38-1-253-3	dnp
C. Arkansas	dnp	16-38-0-228-1	dnp
E. Illinois	dnp	17-26-0-288-3	dnp
at Murray St.	dnp	10-20-2-159-2	dnp
at Western Ky.			
S. Illinois			
at W. Illinois			
Y'stown St.			
Missouri St.			
at Indiana St.			
at N. Iowa			

Kicking Stats

Opp.	Kelsey			Mazur		
	FG	FG Seq.	PAT	FG	FG Seq.	PAT
at Kansas St.	0-0		0-0	1-1	(35)	2-2
C. Arkansas	0-1	49	0-0	4-5	(23), (25), 37, (20), (35)	0-0
E. Illinois	0-0		0-0	1-1	(24)	5-5
at Murray St.	0-0		0-0	0-1	50	5-5
at Western Ky.						
S. Illinois						
at W. Illinois						
Y'stown St.						
Missouri St.						
at Indiana St.						
at N. Iowa						

Punting


Opp.	Kelsey (No.-Avg.-Long)	50+	I-20	I-10	I-5
C. Arkansas	6-37.5-46	0	2	2	1
E. Illinois	3-37.0-39	0	1	0	0
at Murray St.	3-34.7-43	0	2	0	0
at Western Ky.					
S. Illinois					
at W. Illinois					
Y'stown St.					
Missouri St.					
at Indiana St.					
at N. Iowa					

Receivers (Rec.-Yards.-TD)

	KSU	UCA	EIU	Murray	WKU	SIU	WIU	YSU	MSU	INS	UNI
Horton	3-21-0	4-31-0	3-77-1	0-0-0							
Jackson	3-88-1	9-113-0	6-132-2	3-31-0							
Mordis	4-31-0	1-18-0	0-0-0	0-0-0							
Passarelli, D.	0-0-0	0-0-0	4-23-0	0-0-0							
Robinson	9-77-2	inj	inj	6-121-2							
Rourke	1-24-0	2-66-1	2-53-0	1-7-0							

Defense (UT-AT-TT-TFL-FR-I-PBU-S)

	KSU	UCA	EIU	Murray	WKU	SIU	WIU	YSU	MSU	INS	UNI
Blankenship	0-1-1-0-0-0-0	0-0-0-0-0-0-0	0-0-0-0-0-0-0	1-0-1-1-0-0-0-1							
Caesar	1-0-1-0-0-0-0	3-1-4-0-0-0-0	6-5-11-0-0-1-0-0	6-0-6-0-0-0-1-0							
Campbell	3-3-6-1-5-0-0-0-0	4-5-9-1-0-0-2-0	5-6-11-0-0-0-0-0	3-0-3-0-0-0-0-0							
Filin	0-0-0-0-0-0-0	3-0-3-2-0-0-0-1	3-3-6-2-0-0-0-1	2-0-2-2-0-0-0-1							
Hawkins	1-0-1-0-0-0-0	dnp	1-7-8-0-0-0-0	0-0-0-0-0-0-0							
Hronec	3-0-3-1-0-0-0	0-1-1-0-0-0-0	1-0-1-0-0-0-0	0-0-0-0-0-0-0							
Kittrell	2-3-5-0-0-0-1-0	4-1-5-0-0-0-0	1-2-3-0-0-0-0	3-0-3-0-0-1-1-0							
Martindale	1-1-2-0-0-0-0	2-2-4-2-5-0-0-0-1	1-2-3-0-0-0-0	0-0-0-0-0-0-0							
Nelson	0-0-0-0-2-1-0	1-1-2-0-0-1-1-0	1-1-2-0-0-0-1-0	0-0-0-0-0-0-0							
Simnick	0-1-1-0-0-0-0	0-0-0-0-0-0-0	1-0-1-1-0-0-0	0-0-0-0-0-0-0							
Siskowic, C.	8-7-15-1-0-0-0-1	2-6-8-2-5-0-0-0	7-15-22-0-0-0-0	5-0-5-0-0-1-0-0							
Stewart	8-5-13-2-5-0-0-0-1	9-5-14-0-5-0-0-0	inj	7-2-9-0-5-0-0-0							
Tate, J.	0-0-0-0-0-0-0	3-0-3-0-0-0-0	1-2-3-0-0-1-0-0	2-0-2-1-0-0-0-0							
Tate, R.	2-0-2-0-0-0-2-0	2-2-4-1-5-0-0-1-0	0-1-1-0-0-0-0	4-0-4-1-1-0-0-1							
Temple	1-2-3-0-0-0-0	1-0-1-0-0-0-2-0	1-7-8-0-0-1-0-0	0-1-1-0-0-0-0							
Thomas	2-1-3-0-0-0-0	3-2-5-3-0-1-0-1	3-0-3-0-0-0-0	1-1-2-1-5-0-0-0							



REDBIRD CAPTAINS

Game	Redbird Captains
at Kansas St.	Campbell, Drone, Robinson, Temple
C. Arkansas	Kittrell, Martindale, R. Tate, Rembert
E. Illinois	Hawkins, Jackson, Martindale, Weber
at Murray St.	Campbell, Drone, Jackson, C. Siskowic
at Western Ky.	
S. Illinois	
at W. Illinois	
Y'stown St.	
Missouri St.	
at Indiana St.	
at N. Iowa	

GFC PLAYERS OF THE WEEK**OFFENSE**

Sept. 4 - Laurént Robinson (WR - 9 rec., 77 yds., 2 TDs)
 Sept. 24 - Pierre Rembert (RB - 184 yards, 2 TDs, 39 att.)

DEFENSE

Sept. 10 - Kye Stewart (LB - 14 tackles, 9 solo and .5 TFL)
 Sept. 17 - Cameron Siskowic (LB - 22 tackles, 1 FF, 1 QBH)

SPECIAL TEAMS

Sept. 10 - Kevin Mazur (K - 4 FGs from 23, 25, 20, 35)

OFFENSIVE LINE

Sept. 26 - Isaiah Wiggins (LT - 12 KDs, 0 Sacks, 87%)

NATIONAL PLAYERS OF THE WEEK**TSN DEFENSIVE PLAYER OF THE WEEK**

Sept. 18 - Cameron Siskowic (LB - 22 tackles, 1 FF, 1 QBH)

I-AA.org ALL-STAR


Sept. 18 - Cameron Siskowic (LB - 22 tackles, 1 FF, 1 QBH)

FOOTBALL GAZETTE PLAYER OF THE WEEK

Sept. 18 - Cameron Siskowic (LB - 22 tackles, 1 FF, 1 QBH)

2006 PLAYER PARTICIPATION

	KSU	UCA	EIU	Murray	WKU	SIU	WIU	YSU	MSU	INS	UNI
Abrams, Alan	dnp	x	dnp	x							
Blankenship, Adam	x	x	x	x							
Blow, Geno	dnp	x	x	x							
Bradbury, Brandon	dnp	x	inj	inj							
Caesar, Jesse	S-CB	S-CB	S-CB	S-CB							
Campbell, Niall	x	S-MLB	S-MLB	S-MLB							
Carroll, Brennan	dnp	x	x	x							
Cucci, Pat	S-SLB	x	x	x							
Downing, Janiah	S-RG	S-RG	S-RG	S-RG							
Drone, Luke	S-QB	S-QB	S-QB	S-QB							
Filin, Alex	x	x	x	x							
Harcar, Garin	x	x	x	x							
Hawkins, Marques	x	dnp	S-WLB	x							
Horton, Jason	x	S-WR	S-WR	x							
Hronec, Bill	S-MLB	x	x	x							
Hunter, Kaschiev	dnp	x	x	dnp							
Huntzinger, Jeff	dnp	dnp	x	dnp							
Jackson, Pierre	S-WR	S-WR	S-WR	S-WR							
Joyce, Brandon	dnp	x	S-RT	S-RT							
Joynt, Jeremy	x	x	S-TE	S-TE							
Keller, Clint	x	x	x	x							
Kelsey, Bobby	x	x	x	x							
Kittrell, Leon	S-CB	S-CB	S-CB	S-CB							
Lagrone, Lamont	dnp	x	dnp	x							
Lyon, Jonathan	S-RT	S-RT	inj	inj							
Madsen, Erik	S-C	S-C	S-C	S-C							
Martindale, Justin	S-DT	S-DT	S-DT	S-DT							
Mazur, Kevin	x	x	x	x							
McCarty, Warren	dnp	x	dnp	x							
Meredith, Kedric	S-TE	S-TE	x	x							
Mordis, Dave	S-HB	S-HB	S-HB	S-HB							
Nelson, Tom	S-FS	S-FS	S-FS	S-FS							
Niklasch, Joe	S-LG	S-LG	S-LG	S-LG							
Passarelli, Dan	x	x	x	x							
Rembert, Pierre	S-TB	S-TB	S-TB	S-TB							
Rice, Rafael	x	x	x	x							
Roberts, Garry	x	x	x	x							
Robinson, Laurént	S-WR	inj	inj	S-WR							
Rourke, Jake	x	x	x	x							
Sheering, J.W.	dnp	x	dnp	dnp							
Simnick, Dan	x	x	x	x							
Siskowic, Cameron	x	S-SLB	S-SLB	S-SLB							
Siskowic, Kyle	dnp	dnp	x	x							
Soyebo, Babatunde	dnp	dnp	x	dnp							
Speer, Tom	x	x	x	x							
Speiser, Bill	x	x	x	x							
Stevenson, James	S-DE	S-DE	S-DE	S-DE							
Stewart, Kye	S-WLB	S-WLB	inj	S-WLB							
St-Pierre, Jonathan	dnp	x	x	x							
Tate, Jason	x	x	x	x							
Tate, Ronnie	S-DE	S-DE	S-DE	S-DE							
Temple, James	S-SS	S-SS	S-SS	S-SS							
Thomas, Jarek	S-DT	S-DT	S-DT	S-DT							
Weber, Jake	x	x	x	x							
Whitaker, Mark	x	x	x	x							
Wiggins, Isaiah	S-LT	S-LT	S-LT	S-LT							
Wilson, Brandon	dnp	x	x	x							



THE SPORTS NETWORK POLL

Team (first place votes)	Pts.	Prv. Rank
1. New Hampshire (81)	2,552	1
2. Appalachian State (21)	2,457	2
3. Furman	2,252	3
4. Montana	2,195	4
5. Cal Poly	2,065	5
6. Illinois State	1,996	6
7. Richmond	1,939	7
8. Youngstown State*	1,831	8
9. Southern Illinois* (1)	1,730	10
10. Massachusetts	1,711	9
11. North Dakota State	1,576	11
12. Hampton	1,476	12
13. James Madison	1,296	15
14. Northern Iowa*	1,229	13
15. Portland State	1,007	14
16. UC Davis	957	18
17. Towson	931	19
18. Delaware	723	17
19. Harvard	695	22
20. Eastern Illinois	405	20
21. Georgia Southern	389	NR
22. Tennessee-Martin	251	NR
23. Central Connecticut State	250	NR
24. Alabama A&M	248	NR
25. San Diego	198	NR

*Gateway Football Conference member
 Illinois State opponent

THE CSN COACHES POLL

Team (first place votes)	Pts.	Prv. Rank
1. New Hampshire (21)	645	1
2. Appalachian State (5)	628	2
3. Furman	575	3
4. Montana	556	4
5. Illinois State	499	5
6. Cal Poly	485	7
7. Richmond	480	6
8. Youngstown State*	466	8
9. Southern Illinois*	439	9
10. Massachusetts	419	10
11. North Dakota State	414	12
12. Hampton	393	11
13. Northern Iowa*	332	13
14. James Madison	324	15
15. Portland State	254	14
16. UC Davis	250	20
17. Towson	217	19
18. Harvard	192	21
19. Delaware	174	16
20. Eastern Illinois	126	17
21. Georgia Southern	84	25
22. Princeton	53	NR
23. Alabama A&M	49	24
24. San Diego	49	NR
25. Central Connecticut State	48	NR

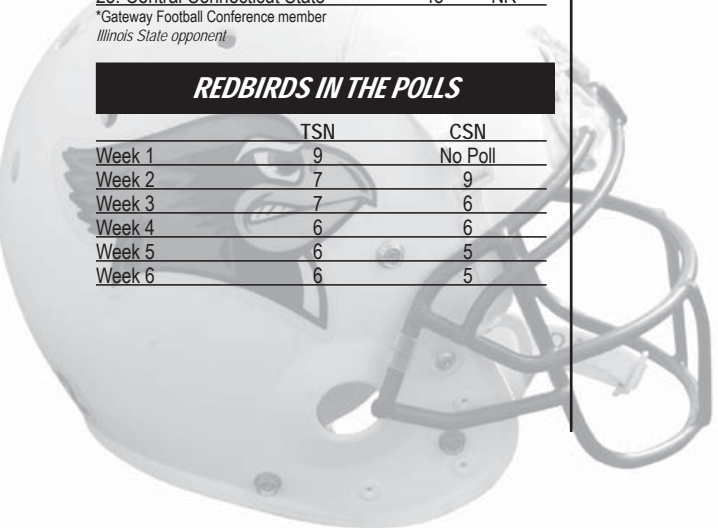
*Gateway Football Conference member
 Illinois State opponent

REDBIRDS IN THE POLLS

	TSN	CSN
Week 1	9	No Poll
Week 2	7	9
Week 3	7	6
Week 4	6	6
Week 5	6	5
Week 6	6	5

ILLINOIS STATE' SCORING DRIVES/PLAYS

Qtr.	Opponent	Time	Scoring Play	Conversion	Plays-Yds.	TOP	Score
1	Kansas State	9:42	Mazur 35-yard field goal		11-53	4:41	3-0
3	Kansas State	12:25	Robinson 4-yard pass from Drone	Mazur kick	7-86	2:35	10-10
4	Kansas State	12:35	Robinson 2-yard pass from Drone	Mazur kick	13-80	7:00	17-13
4	Kansas State	3:02	Jackson 3-yard pass from Drone	Rush Failed	11-47	5:23	23-24
2	C. Arkansas	14:12	Mazur 23-yard field goal		13-83	2:26	3-0
2	C. Arkansas	10:04	Mazur 25-yard field goal		7-34	2:11	6-0
3	C. Arkansas	12:18	Rourke 61-yard pass from Drone	Pass Failed	6-95	2:33	12-0
4	C. Arkansas	12:36	Mazur 20-yard field goal		9-71	3:40	15-3
4	C. Arkansas	3:03	Mazur 35-yard field goal		4-5	1:07	18-3
2	Eastern Illinois	12:48	Rembert 1-yard run	Mazur kick	8-80	2:47	7-10
2	Eastern Illinois	4:59	Jackson 55-yard pass from Drone	Mazur kick	3-73	1:08	14-16
2	Eastern Illinois	1:58	Horton 41-yard pass from Drone	Rush Failed	3-43	1:28	20-16
2	Eastern Illinois	:17	Mazur 24-yard field goal		4-1	:54	23-16
3	Eastern Illinois	3:50	Rembert 4-yard run	Mazur kick	7-36	1:58	30-23
4	Eastern Illinois	12:49	Jackson 4-yard pass from Drone	Mazur kick	7-61	3:06	37-23
4	Eastern Illinois	:35	R. Rice 24-yard run	Mazur kick	10-80	4:01	44-30
1	Murray State	3:41	Drone 1-yard run	Mazur kick	7-50	2:40	7-0
2	Murray State	12:56	Rembert 4-yard run	Mazur kick	7-75	2:52	14-0
3	Murray State	12:39	Rembert 9-yard run	Mazur kick	1-9	:06	21-14
3	Murray State	8:12	Robinson 26-yard pass from Drone	Mazur kick	7-34	3:27	28-14
4	Murray State	9:57	Robinson 6-yard pass from Drone	Mazur kick	15-80	6:48	35-14



OPPONENT SCORING DRIVES/PLAYS

Qtr.	Opponent	Time	Scoring Play	Conversion	Plays-Yds.	TOP	Score
2	Kansas State	4:54	Snodgrass 52-yard field goal		13-59	4:52	3-3
2	Kansas State	1:55	Figurs 81-yard punt return	Snodgrass kick			3-10
3	Kansas State	4:35	Snodgrass 41-yard field goal		7-10	3:28	10-13
4	Kansas State	8:36	Snodgrass 30-yard field goal		10-45	3:50	17-16
4	Kansas State	8:25	Garvin 9-yard fumble recovery	Norwood catch			17-24
3	Central Arkansas	1:25	Paul 31-yard field goal		8-73	3:49	12-3
1	Eastern Illinois	7:58	Webb 4-yard run	Yates kick	10-64	4:42	0-7
1	Eastern Illinois	:43	Yates 33-yard field goal		8-14	3:51	0-10
2	Eastern Illinois	6:19	Rucker 28-yard pass from Donato	Kick Failed	5-53	1:49	7-16
3	Eastern Illinois	10:50	Rucker 19-yard pass from Donato	Yates kick	8-46	3:55	23-23
4	Eastern Illinois	4:43	Voss 11-yard pass from Donato	Yates kick	9-39	3:36	30-37
2	Murray State	7:10	Woods 75-yard pass from Barnard	Crass kick	1-75	:30	7-14
2	Murray State	:22	Harper 7-yard pass from Barnard	Crass kick	8-60	1:30	14-14

NATIONAL RANKINGS

Team Statistics	Rank	Avg.
Rushing Offense	53	147.75
Passing Offense	19	232.00
Total Offense	18	379.75
Scoring Offense	21	30.00
Rushing Defense	6	80.00
Pass Efficiency Defense	32	109.71
Total Defense	27	275.75
Scoring Defense	27	17.75
Net Punting	100	27.38
Punt Returns	65	8.20
Kickoff Returns	114	14.85
Turnover Margin	t15	1.25
Pass Defense	73	195.75
Passing Efficiency	28	138.22
Sacks	t26	2.00
Tackles for Loss	20	6.75
Sacks Allowed	t18	1.00

Individual Statistics in the Top 20

Pierre Rembert - Rushing	5	133.25
Luke Drone - Total Offense	14	230.25
Pierre Jackson - Receiving Yards	11	91.0
Tom Nelson - Interceptions	t10	.75
Kevin Mazur - Field Goals	t10	1.50
Pierre Rembert - All Purpose	7	155.00
Cameron Siskowic - Total Tackles	3	12.50
Kye Stewart - Total Tackles	5	12.00

TOP FIVE UNDER JOHNSON

Here is a top five list of ISU players that have passed for 300 yards or rushed or caught 100 yards in Denver Johnson's tenure:

100-Yard Rushing Games (44)

272. Pierre Rembert at Missouri State (11/5/05)
239. Sha-Ron Edwards at Missouri State (11/8/03)
233. Sha-Ron Edwards vs. Western Ky. (10/18/03)
222. Brian Thompson vs. Y'stown State (10/23/04)
210. Quincy Washington vs. Quincy (9/7/02)

300-Yard Passing Games (11)

440. Luke Drone vs. Indiana State (11/12/05)
385. Mike Souza at Illinois (9/6/03)
372. Yance Vaughan at Minnesota (9/11/04)
350. Kevin Glenn vs. Missouri State (11/18/00)
348. Yance Vaughan at Indiana State (10/2/04)

100-Yard Receiving Games (22)

292. Laurént Robinson vs. Indiana State (11/12/05)
243. Laurént Robinson vs. Northern Iowa (10/22/05)
243. Dwayne Smith at Illinois (9/6/03)
183. Vito Golson vs. Northern Iowa (10/27/01)
180. Laurént Robinson at Southern Illinois (10/15/05)

ISU LONG PLAYS

Plays of 20 or more yards from scrimmage ...

	ISU	Opp.
at Kansas St.	3	2
C. Arkansas	3	5
E. Illinois	5	1
at Murray St.	2	3
at Western Ky.		
S. Illinois		
at W. Illinois		
Y'stown St.		
Missouri St.		
at Indiana St.		
at N. Iowa		



THE REDBIRDS' RECORD WHEN

	2006	DJ Era*
Playing at home	2-0	24-13
Playing on the road	1-1	11-23
Playing on a neutral field	0-0	0-0
Playing at night	3-1	14-10
Playing during the day	0-0	21-26
ISU scores on first possession	0-1	16-5
Opponent scores on first possession	1-0	10-17
ISU scores first	2-1	20-8
Opponent scores first	1-0	14-27
ISU leads after the 1st quarter	1-1	17-8
Opponent leads after 1st quarter	1-0	8-23
ISU leads at halftime	2-0	22-8
Opponent leads at halftime	0-1	8-26
ISU leads after 3rd quarter	3-0	24-6
Opponent leads after 3rd quarter	0-1	8-29
Game goes into overtime	0-0	1-2
ISU has more total yards	3-1	28-15
Opponent has more total yards	0-0	6-22
ISU has more rushing yards	2-1	27-13
Opponent has more rushing yards	1-0	7-24
ISU has more passing yards	1-1	24-20
Opponent has more passing yards	2-0	10-16
ISU has more turnovers	0-0	10-23
Opponent has more turnovers	3-0	19-8
Teams have equal turnovers	0-0	5-5
ISU has more penalties	2-0	18-17
Opponent has more penalties	1-1	13-18
ISU has more time of possession	1-1	19-15
Opponent has more time of possession	2-0	14-22
ISU has 100-yard rusher	3-1	28-15
Opponent has 100-yard rusher	1-0	13-21
ISU scores at least 20 points	2-1	30-17
Opponent scores at least 20 points	1-1	13-33
ISU throws for 300 yards	0-0	8-5
Opponent throws for 300 yards	0-0	1-10
Playing on natural grass	0-0	2-7
Playing on artificial surface	3-1	31-31
ISU defense scores	0-0	7-5
Opponent defense scores	0-0	2-11
ISU returns KO/Punt for TD	0-0	1-0
Opponent returns KO/Punt for TD	0-1	2-3

*Denotes the Denver Johnson era (2000-present)

THE LAST TIME IT HAPPENED

ILLINOIS STATE INDIVIDUAL

Rushed for 100 yards	184, Pierre Rembert at Murray State, 9-23-06
Rushed for 200 yards	272, Pierre Rembert at Missouri State, 11-5-05
Passed for 200 yards	288, Luke Drone vs. Eastern Illinois, 9-16-06
Passed for 300 yards	440, Luke Drone vs. Indiana State, 11-12-05
Passed for 400 yards	440, Luke Drone vs. Indiana State, 11-12-05
Had 10 receptions	14, Laurént Robinson vs. Indiana State, 11-12-05
Had 100 yards receiving	121, Laurént Robinson at Murray State, 9-23-06
Returned a punt for a TD	Joe Walkins (52 yards) vs. Y'stown St., 10-23-04
Returned a kickoff for a TD	LaShawn Bullock (97 yards) vs. Y'stown St., 10-23-04
Returned an interception for a TD	Kye Stewart (21 yards) vs. Western Kentucky, 10-8-05
Returned a fumble for a TD	James Temple (56 yards) vs. Western Kentucky, 10-8-05
Returned a blocked FG for a TD	Armando Andrade (85 yards) vs. W. Va. Tech, 8-31-00
Returned a blocked punt for a TD	Justin Frierson (28 yards) vs. Prairie View A&M, 10-21-00
Rushed for three touchdowns	3, Cortes Rice vs. Indiana State, 11-12-05
Threw three touchdown passes	3, Luke Drone vs. Eastern Illinois, 9-16-06
Caught three touchdown passes	3, Laurént Robinson vs. Indiana State, 11-12-05
Kicked three field goals	4, Kevin Mazur vs. Central Arkansas, 9-9-06
Had a 70-yard run from scrimmage	70, Demetrus Johnson vs. Saint Xavier, 9-2-04
Had a 70-yard pass completion	88, Luke Drone to Pierre Jackson at Kansas St., 9-2-06
Had 20 tackles	22, Cameron Siskowic vs. Eastern Illinois, 9-16-06
Had 50-yard field goal	50, Stephen Carroll at S. Illinois, 10-14-03
Had a 70-yard punt	70, Ryan Hoffman vs. Y'stown St., 10-23-04

ILLINOIS STATE TEAM

400 yards rushing	405 vs. Youngstown State, 11-14-98
300 yards rushing	341 at Missouri State, 11-5-05
400 yards passing	440 vs. Indiana State, 11-12-05
300 yards passing	440 vs. Indiana State, 11-12-05
500 yards total offense	708 vs. Indiana State, 11-12-05
30 first downs	35 vs. Indiana State, 11-12-05
50 points	70 vs. Indiana State, 11-12-05
Scored a safety	at Youngstown State (sacked punter), 10-25-03
Posted a shutout	Illinois State 42, Murray State 0, 9-24-05
Held an opponent under 100 yards rushing	28 at Murray State, 9-23-06
Held an opponent under 100 yards passing	99 vs. Indiana State, 11-12-05
Held an opponent under 200 total yards	135 vs. Murray State, 9-24-05
Held an opponent under 100 total yards	87 vs. Lincoln, 9-1-84
Blocked a punt	at Northern Iowa, 11-13-04
Blocked a field goal	vs. Drake, 9-10-05
Blocked an extra point attempt	vs. Drake, 9-10-05

OPPONENT INDIVIDUAL

Rushed for 100 yards	107, Vincent Webb, Eastern Illinois, 9-16-06
Rushed for 200 yards	207, Julian Reese, Indiana State, 11-10-01
Passed for 200 yards	223, Zach Barnard, Murray State 9-23-06
Passed for 300 yards	314, Bret Meyer, Iowa State, 9-3-05
Passed for 400 yards	460, A.J. Porter, Missouri State, 11-8-03
Had 10 receptions	10, Jeff Hewitt, Missouri State, 11-18-00
Had 100 yards receiving	146, Aaron Fairouz vs. Central Arkansas, 9-9-06
Returned a punt for a TD	81, Yamon Figurs, Kansas State, 9-2-06
Returned a kickoff for a TD	Steven Rush (100 yards), Missouri State, 10-9-04
Returned an interception for a TD	Fred Miller (32 yards), Eastern Illinois, 9-20-03
Returned a fumble for a TD	9, Byron Garwin at Kansas State, 9-2-05
Returned a blocked FG for a TD	Travis Williams (66 yards), Illinois, 9-6-03
Returned a blocked punt for a TD	Jason Newell (5 yards), Southern Illinois, 10-6-01
Rushed for three touchdowns	3, Andre Forte, Indiana State, 11-12-05
Threw three touchdown passes	3, Mike Donato, Eastern Illinois, 9-16-06
Caught three touchdown passes	4, Steven Rush, Missouri State, 11-8-03
Kicked three field goals	3, Chris James, Western Kentucky, 10-8-05
Had a 70-yard run from scrimmage	80, Laurence Maroney, Minnesota, 9-11-04
Had a 70-yard pass completion	75, Zach Barnard to Dante Woods, Murray State 9-23-06
Had 20 tackles	21, Ian Dominelli, Youngstown State, 10-30-99
Had 50-yard field goal	52, Jeff Snodgrass at Kansas State, 9-2-06
Had a 70-yard punt	74, Jim Hannula, Northern Illinois, 9-30-78

OPPONENT TEAM

400 yards rushing	474, Western Kentucky, 11-3-01
300 yards rushing	303, Minnesota, 9-11-04
400 yards passing	460, Missouri State, 11-8-03
300 yards passing	314, Iowa State, 9-3-05
500 yards total offense	504, Western Illinois, 10-29-05
30 first downs	32, UNLV, 9-27-97
50 points	58, Western Kentucky, 11-3-01
Scored a safety	Iowa State, 9-3-05
Posted a shutout	Florida Atlantic, 11-20-04
Held ISU under 100 yards rushing	93, Kansas State, 9-2-06
Held ISU under 100 yards passing	53, Drake, 8-28-03
Held ISU under 200 total yards	198, Youngstown State, 11-9-02
Held ISU under 100 total yards	94, Central State, 9-9-89
Blocked a punt	Drake, 9-10-05
Blocked a field goal	Western Kentucky, 10-8-05
Blocked an extra point attempt	South Florida, 10-16-99

Kansas St. 24, #9 Illinois State 23

September 2, 2006 • Manhattan, Kan. • Snyder Family Stadium
Attendance: 47,250

► **GAME SUMMARY**

ISU Gives K-State a Scare, But Falls 24-23

MANHATTAN, Kan. – Heading into Saturday's football season opener against Kansas State, the Illinois State Redbirds were determined to give their Division I counterparts a tough game. That is certainly what the Wildcats received from the Redbirds, as a failed two-point conversion with 3:02 left in the fourth quarter left the 'Birds a point short and ISU was defeated 24-23 in front of 47,250 fans at the newly dedicated Bill Snyder Family Stadium.



GAME 1

On the first play from scrimmage, ISU safety Tom Nelson intercepted a long pass from KSU quarterback Dylan Meier and put the Redbirds on offense. The 'Birds took full advantage of the early turnover as Kevin Mazur capped off a 11-play, 53 yard scoring drive with a 35-yard field goal to give the Redbirds a 3-0 lead with 9:42 left in the first quarter.

KSU kicker Jeff Snodgrass connected on a 52-yard field goal to tie the score at 3-3 with 4:54 left in the half. The Wildcats then continued to impress on special teams, as Yamon Figurs returned a Bobby Kelsey punt 81 yards for a touchdown to give KSU a 10-3 lead with just under two minutes remaining in the half.

After receiving the kickoff to start the second half, Luke Drone connected with Pierre Jackson on a 70-yard strike down the sideline to put the 'Birds on the Kansas State six-yard line. Two plays later, Drone found Laurent Robinson in the end zone for a four-yard touchdown pass to tie the score at 10-10.

KSU would answer with 4:35 left in the quarter to re-take the lead 13-10, as Snodgrass connected on his second field goal of the game, this time from 41 yards out. The score would stay that way until the fourth quarter when Drone and Robinson hooked up on their second touchdown pass to put the Redbirds up 17-13. KSU then cut the ISU lead to one 17-16 on Snodgrass' third field goal of the game with 8:36 left to go.

On the ensuing kickoff, however, ISU's Jason Horton fumbled on the return and KSU's Byron Garvin returned the fumble nine yards to put the Wildcats up 24-17. The Redbirds would not go away, though, as Drone then led his team to an 11-play, 47-yard scoring drive that culminated in a three-yard touchdown pass to Jackson to cut the lead to 24-23. Head coach Denver Johnson then made the call to go for the two-point conversion, but Drone was unable to break the plane on the quarterback draw.

► **SCORING SUMMARY**

SCOREBOARD	1	2	3	4	FINAL
ILLINOIS STATE (0-1)	3	0	7	13	23
Kansas State (1-0)	0	10	3	11	24

FIRST QUARTER

ISU – Mazur 35-yard field goal, 9:24

SECOND QUARTER

KSU – Snodgrass 52-yard field goal, 4:54

KSU – Figurs 81-yard punt return (Snodgrass kick), 1:55

THIRD QUARTER

ISU – Robinson 4-yard pass from Drone (Mazur kick), 12:25

KSU – Snodgrass 41-yard field goal, 4:35

FOURTH QUARTER

ISU – Robinson 2-yard pass from Drone (Mazur kick), 12:35

KSU – Snodgrass 30-yard field goal, 8:36

KSU – Garvin 9-yard fumble recovery (Norwood pass from Meier), 8:45

ISU – Jackson 3-yard pass from Drone (rush failed), 3:02

► **TEAM STATISTICS**

	ISU	KSU
First Downs	20	13
Rushing Attempts-Yards	34-93	28-44
Passing	24-38-1	15-26-2
Passing Yards	253	163
Total Offense	346	207
Fumbles-Lost	1-1	1-0
Penalties-Yards	1-7	5-49
Time of Possession	34:11	25:49

► **INDIVIDUAL STATISTICS**

RUSHING: (ISU) – Rembert 29-105, Robinson 1-5, Drone 4-(-17). (KSU) – Alsup 14-26, Patton 7-22, Johnson 4-10, Team 1-(-4), Meier 2-(-10).

PASSING: (ISU) – Drone 24-38-1-253. (KSU) – Meier 15-26-2-163.

RECEIVING: (ISU) – Robinson 9-77, Mordis 4-31, Rembert 4-12, Jackson 3-88, Horton 3-21, Rourke 1-24. (KSU) – Norwood 5-53, Nelson 4-62, Figurs 2-16, Mastrud 1-13, Patton 1-7, Alsup 1-7, Moreira 1-5.

TACKLE LEADERS: (ISU) – Siskowic 8-7-15, Stewart 8-5-13, Campbell 3-3-6, Kittrell 2-3-5, Hronec 3-0-3. (KSU) – Archer 5-8-13, Diles 6-4-10, McKinney 8-1-9, Campbell 8-0-8, Erker 2-5-7.

#7 Illinois State 18, C. Arkansas 3

September 9, 2006 • Normal, Ill. • Hancock Stadium
Attendance: 10,262

► **GAME SUMMARY**

'Birds Defense Holds UCA Without a TD in 18-3 Win

NORMAL, Ill. – On a rainy night in the home opener at Hancock Stadium, the Redbird defense shined bright as they did not allow a Central Arkansas touchdown and picked off two passes in a 18-3 victory over Bears in front of 10,262.



GAME 2

The Bears found it extremely hard to run or pass against the 'Birds as junior linebacker Kye Stewart set a career high 14 tackles to lead the team, junior defensive tackle Jarek Thomas recorded three tackles-for-loss and junior free safety Tom Nelson picked off his third pass of the season.

While the defense was close to perfect, holding the Bears to just three points and 63 yards rushing, the offense received strong performances from its receiving core that played without injured All-American wide receiver Laurent Robinson. In Robinson's absence, junior Pierre Jackson shouldered the load, hauling in career highs with 9 receptions for 113 yards and sophomore Jake Rourke hauled in his first career touchdown catch from junior quarterback Luke Drone, who went 16-38 on the night for 228 yards.

The Redbirds got on the board first with a pair of field goals in the first five minutes of the second quarter off the leg of sophomore kicker Kevin Mazur. The Mt. Prospect, Ill., native put the 'Birds up 3-0, following a 23-yard field goal, capping off a 13-play, 83-yard drive at the 14:12 mark. After a quick three-and-out by Central Arkansas, ISU marched 44 yards down the field in seven plays before Mazur booted a 25-yard field goal with 10:04 remaining in the first half to put the Redbirds up 6-0.

The 'Birds quickly scored their lone touchdown just over two minutes into the second half on a 61-yard touchdown strike from Drone to Rourke.

The Bears threatened to get the 12-0 deficit within a touchdown later in the third quarter, but had to settle for a 31-yard field goal by James Paul with 1:25 left.

The Redbirds answered the Bears with a 9-play, 71-yard drive of their own taking 3:40 off the clock. The drive resulted in Mazur's third field goal of the day, this time from 20 yards out, pushing ISU's lead back up to 15-3.

Mazur finished the scoring for the 'Birds, putting them up 18-3 with his fourth field goal at 3:03 left in the fourth quarter. Mazur's fourth field goal of the night set a new career high for a game and tied a Hancock Stadium record.

► **SCORING SUMMARY**

SCOREBOARD	1	2	3	4	FINAL
Central Arkansas (1-1)	0	0	3	0	3
ILLINOIS STATE (1-1)	0	6	6	6	18

SECOND QUARTER

ISU – Mazur 23-yard field goal, 14:12

ISU – Mazur 25-yard field goal, 10:04

THIRD QUARTER

ISU – Rourke 61-yard pass from Drone (Drone pass failed), 12:18

UCA – Paul 31-yard field goal, 1:25

FOURTH QUARTER

ISU – Mazur 20-yard field goal, 12:36

ISU – Mazur 35-yard field goal, 3:03

► **TEAM STATISTICS**

	UCA	ISU
First Downs	9	17
Rushing Attempts-Yards	29-63	37-168
Passing	18-34-2	16-38-0
Passing Yards	256	228
Total Offense	319	396
Fumbles-Lost	0-0	0-0
Penalties-Yards	6-48	7-66
Time of Possession	31:43	28:17

► **INDIVIDUAL STATISTICS**

RUSHING: (UCA) – Brown 15-36, Ceasar 4-24, Park 7-5, Grimes 3-(-2). (ISU) – Rembert 27-139, R. Rice 7-30, Drone 2-1, Team 1-(-2).

PASSING: (UCA) – Park 18-34-2-256. (ISU) – Drone 16-38-0-228.

RECEIVING: (UCA) – Fairouz 8-146, Robinson 3-62, Twilley 2-10, Logan 1-28, Winston 1-9, Brown 1-3, Kenemer 1-1, Kinard 1-(-3). (ISU) – Jackson 9-113, Horton 4-31, Rourke 2-66, Mordis 1-18.

TACKLE LEADERS: (UCA) – Maxfield 5-6-11, Johnson 7-3-10, Jackson 7-1-8, Hamilton 6-17, Brown 5-1-6. (ISU) – Stewart 9-5-14, Campbell 4-5-9, Siskowic 2-6-8, Kittrell 4-1-5, Thomas 3-2-5.

#7 Illinois St. 44, #18 E. Illinois 30

September 16, 2006 • Normal, Ill. • Hancock Stadium
Attendance: 12,512

► **GAME SUMMARY**

Redbirds Win Fourth Straight Over Eastern Illinois

NORMAL, Ill. – The football game between No. 7 Illinois State and No. 18 Eastern Illinois was the 94th meeting between the two schools and also marked the first time in which both schools had been ranked going into the game. For the fourth year in a row, the Redbirds came away with a win as the 'Birds came from behind to defeat the Panthers, 44-30, in front of 12,512 fans at Hancock Stadium.



GAME 3

Eastern Illinois jumped out to an early lead, driving 64 yards on 10 plays to score the first points of the day. Running back Vincent Webb capped off the drive with a four-yard touchdown run to give the Panthers a 6-0 advantage and a Zach Yates extra point extended the lead to 7-0 with 7:58 left in first quarter. Yates added a 33-yard field goal with 43 seconds left in the first quarter to extend EIU's lead to 10-0.

The two teams exchanged touchdowns to make the score 16-7, after Yates missed point after attempt. However, 16 unanswered second quarter points gave the Redbirds a 23-16 lead at the intermission.

In their first drive of the second half, the Panthers tied the game at 23-23, but on the Redbirds' third interception of the day, this time by Jesse Caesar, ISU regained the lead on Rembert's second touchdown run. Mazur's PAT conversion then widened the lead to seven points at 30-23 with 3:50 left in the third quarter.

The seven-point lead would hold until the fourth quarter when Drone connected with Jackson on their second touchdown pass of the game, this time a four-yard completion, to widen the ISU lead to 37-23.

► **SCORING SUMMARY**

SCOREBOARD	1	2	3	4	FINAL
Eastern Illinois (1-2)	10	6	7	7	30
ILLINOIS STATE (2-1)	0	23	7	14	44

FIRST QUARTER

EIU – Webb 4-yard run (Yates kick), 7:58

EIU – Yates 33-yard field goal, :43

SECOND QUARTER

ISU – Rembert 1-yard run (Mazur kick), 12:48

EIU – Rucker 28-yard pass from Donato (kick failed), 6:19

ISU – Jackson 55-yard pass from Drone (Mazur kick), 4:59

ISU – Horton 41-yard pass from Drone (rush failed), 1:58

ISU – Mazur 24-yard field goal, :17

THIRD QUARTER

EIU – Rucker 19-yard pass from Donato (Yates kick), 10:50

ISU – Rembert 4-yard run (Mazur kick), 3:50

FOURTH QUARTER

ISU – Jackson 4-yard pass from Drone (Mazur kick), 12:49

EIU – Voss 11-yard pass from Donato (Yates kick), 4:43

ISU – Rice 24-yard run (Mazur kick), :35

► **TEAM STATISTICS**

	EIU	ISU
First Downs	20	21
Rushing Attempts-Yards	45-185	38-144
Passing	13-28-3	17-26-0
Passing Yards	141	288
Total Offense	326	432
Fumbles-Lost	1-0	2-1
Penalties-Yards	7-65	5-29
Time of Possession	32:46	27:14

► **INDIVIDUAL STATISTICS**

RUSHING: (EIU) – Webb 24-107, Smith 15-65, Donato 4-20, Rucker 1-0, Stinson 1-(-7). (ISU) – Rembert 24-105, R. Rice 5-45, Drone 4-20, Blow 3-3, Team 2-(-29).

PASSING: (EIU) – Donato 13-28-3-141. (ISU) – Drone 17-26-0-288.

RECEIVING: (EIU) – Mobley 4-36, Rucker 3-56, Voss 2-23, Webb 2-6, Smith 1-13, Kesler 1-7. (ISU) – Jackson 6-132, D. Passarelli 4-23, Horton 3-77, Rourke 2-53, Harcar 1-4, Rembert 1-(-1).

TACKLE LEADERS: (EIU) – Thomas 4-6-10, Burge 2-8-10, Brown 3-3-6, Seymour 5-0-5, Sams 5-0-5. (ISU) – C. Siskowic 7-15-22, Caesar 6-5-11, Campbell 5-6-11, Hawkins 1-7-8, Temple 1-7-8.

#6 Illinois State 35, Murray St. 14

September 23, 2006 • Murray, Ky. • Roy Stewart Stadium
Attendance: 4,075

▶ GAME SUMMARY***Rembert, Redbirds Outrun Racers***

MURRAY, Ky. -- Illinois State senior running back Pierre Rembert totaled 184 yards and two touchdowns on a career-high 39 carries to pace the Redbirds to a 35-14 non-conference victory over Murray State Saturday night.

With the game tied at the half 14-14, the Redbird defense made an immediate impact to begin the third quarter, as Ronnie Tate forced a Barnes fumble and then recovered the ball on the Murray State 9-yard line. On the very next play, Rembert dashed nine yards for his second touchdown run of the day to put the Redbirds up 20-14 and Mazur tacked on the extra point to make the score 21-14 with 12:39 left to play in the third quarter.

On the next Racer possession, Leon Kittrell intercepted the first pass of his career to give ISU the ball back. The 'Birds would take advantage of the turnover once again, as Drone connected with Robinson for a 26-yard touchdown pass and Mazur's fourth PAT conversion gave ISU a 14-point advantage at 28-14. The touchdown reception was the 25th of Laurént Robinson's career, extending his school record in that category.

In the fourth quarter, Drone and Robinson connected on their second touchdown reception of the game and the ISU lead jumped out to three touchdowns. Mazur's PAT conversion widened the lead to 35-14 with 9:57 left in the game. The score would stay the way for the remainder, and the Redbirds came away with a 35-14 victory over the Racers. The win marked the sixth straight ISU victory over an OVC opponent.

**▶ SCORING SUMMARY**

SCOREBOARD	1	2	3	4	FINAL
ILLINOIS STATE (3-1)	7	7	14	7	35
Murray State (1-3)	0	14	0	0	14

FIRST QUARTER

ISU – Drone 1-yard run (Mazur kick), 3:41

SECOND QUARTER

ISU – Rembert 4-yard run (Mazur kick), 12:56

MSU – Woods 75-yard pass from Barnard (Crass kick), 7:10

MSU – Harper 7-yard pass from Barnard (Crass kick), :22

THIRD QUARTER

ISU – Rembert 9-yard run (Mazur kick), 12:39

ISU – Robinson 26-yard pass from Drone (Mazur kick), 8:12

FOURTH QUARTER

ISU – Robinson 6-yard pass from Drone (Mazur kick), 9:57

▶ TEAM STATISTICS

	ISU	MSU
First Downs	21	10
Rushing Attempts-Yards	55-186	23-28
Passing	10-20-2	17-28-2
Passing Yards	159	223
Total Offense	345	251
Fumbles-Lost	1-0	2-1
Penalties-Yards	7-75	4-32
Time of Possession	37:45	22:15

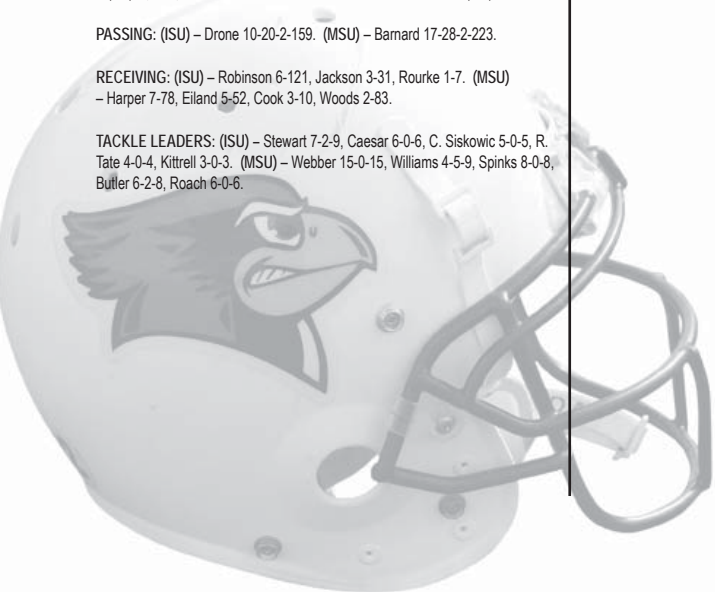
▶ INDIVIDUAL STATISTICS

RUSHING: (ISU) – Rembert 39-184, R. Rice 8-15, Blow 1-0, Team 1-(-2), Drone 6-(-11). (MSU) – Cook 15-51, Woods 1-2, Jordan 2-0, Barnard 5-(-25).

PASSING: (ISU) – Drone 10-20-2-159. (MSU) – Barnard 17-28-2-223.

RECEIVING: (ISU) – Robinson 6-121, Jackson 3-31, Rourke 1-7. (MSU) – Harper 7-78, Eiland 5-52, Cook 3-10, Woods 2-83.

TACKLE LEADERS: (ISU) – Stewart 7-2-9, Caesar 6-0-6, C. Siskowic 5-0-5, R. Tate 4-0-4, Kittrell 3-0-3. (MSU) – Webber 15-0-15, Williams 4-5-9, Spinks 8-0-8, Buller 6-2-8, Roach 6-0-6.



2006 ILLINOIS STATE OPPONENTS' SCHEDULES AND RESULTS

KANSAS STATE WILDCATS
(3-2, 0-1 Big 12)

S2	#9 ILLINOIS STATE	W, 24-23
S9	FLORIDA ATLANTIC	W, 45-0
S16	MARSHALL	W, 23-7
S23	#8 LOUISVILLE	L, 6-24
S30	at Baylor*	L, 3-17
O7	OKLAHOMA STATE*	2:35 p.m.
O14	#22 NEBRASKA*	TBA
O21	at #23 Missouri*	TBA
O28	IOWA STATE*	TBA
N4	at Colorado*	TBA
N11	#7 TEXAS*	TBA
N18	at Kansas*	TBA

MURRAY STATE RACERS
(1-4, 0-2 OVC)

S2	at Missouri	L, 7-47
S9	at Tennessee State*	L, 15-25
S16	at Indiana State	W, 59-40
S23	#6 ILLINOIS STATE	L, 14-35
S30	Tennessee Tech*	L, 14-20 (ot)
O5	at Jacksonville State*	5 p.m.
O14	SAMFORD*	3 p.m.
O21	at #20 Eastern Illinois*	1:30 p.m.
O28	SE MISSOURI STATE*	1 p.m.
N4	at Eastern Kentucky*	noon
N18	#22 TENNESSEE-MARTIN*	TBA

WESTERN ILLINOIS LEATHERNECKS
(3-2, 0-1 GFC)

A31	MOREHEAD STATE	W, 31-6
S9	at Wisconsin	L, 10-34
S16	KENTUCKY WESLEYAN	W, 58-0
S23	at Northern Colorado	W, 42-28
S30	at Western Kentucky*	L, 35-38
O7	at #9 Southern Illinois*	1:30 p.m.
O14	#8 YOUNGSTOWN STATE*	1:05 p.m.
O21	#6 ILLINOIS STATE*	1:05 p.m.
O28	at #14 Northern Iowa*	4:05 p.m.
N4	INDIANA STATE*	1:05 p.m.
N11	at Missouri State*	1 p.m.

INDIANA STATE SYCAMORES
(0-5, 0-1 GFC)

S2	at Purdue	L, 35-60
S9	at #20 Eastern Illinois	L, 21-31
S16	MURRAY STATE	L, 40-59
S23	at Northern Illinois	L, 14-48
S30	at #10 Southern Illinois*	L, 3-55
O7	at #8 Youngstown State*	3 p.m.
O14	#14 NORTHERN IOWA*	3:35 p.m.
O21	MISSOURI STATE*	1:05 p.m.
O28	at Western Kentucky*	4 p.m.
N4	at Western Illinois*	1:05 p.m.
N11	#6 ILLINOIS STATE*	11:05 a.m.

CENTRAL ARKANSAS BEARS
(4-1, 1-0 SLC)

A31	vs. Henderson State	W, 39-6
S9	at #7 Illinois State	L, 3-18
S16	MISSOURI STATE	W, 16-14
S23	at Stephen F. Austin*	W, 37-35
S30	SOUTH DAKOTA	W, 24-0
O7	at South Dakota State	7 p.m.
O14	at #16 UC Davis	3 p.m.
O19	at Sam Houston State*	7 p.m.
N4	SOUTHERN ARKANSAS	6 p.m.
N11	AUGUSTANA (S.D.)	1 p.m.
N18	at #21 Georgia Southern	noon

WESTERN KENTUCKY HILLTOPPERS
(2-2, 1-0 GFC)

S2	at #14 Georgia	L, 12-48
S9	at #23 Eastern Kentucky	L, 21-26
S16	CHATTANOOGA	W, 28-21
S30	#21 WESTERN ILLINOIS*	W, 38-35
O7	#6 ILLINOIS STATE*	6 p.m.
O14	at Missouri State*	3 p.m.
O21	at #9 Southern Illinois*	6 p.m.
O28	INDIANA STATE*	4 p.m.
N4	at #14 Northern Iowa*	4:05 p.m.
N11	#8 YOUNGSTOWN STATE*	4 p.m.
N18	AUSTIN PEAY	4 p.m.

YOUNGSTOWN STATE PENGUINS
(4-1, 1-0 GFC)

A31	SLIPPERY ROCK	W, 51-21
S9	MAINE	W, 34-14
S16	at #25 Penn State	L, 3-37
S23	#16 UC-DAVIS	W, 38-24
S30	at Missouri State*	W, 37-10
O7	INDIANA STATE*	3 p.m.
O14	at Western Illinois*	1:05 p.m.
O21	#14 NORTHERN IOWA*	3 p.m.
O28	at #6 Illinois State*	1:30 p.m.
N4	#9 SOUTHERN ILLINOIS*	12:05 p.m.
N11	at Western Kentucky*	4 p.m.

NORTHERN IOWA PANTHERS
(2-2, 0-0 GFC)

A31	at Drake	W, 48-7
S9	NORTH DAKOTA	L, 31-35
S16	SOUTH DAKOTA STATE	W, 27-17
S30	at Iowa State	L, 27-28
O7	MISSOURI STATE*	4:05 p.m.
O14	at Indiana State*	3:35 p.m.
O21	at #8 Youngstown State*	3 p.m.
O28	WESTERN ILLINOIS*	4:05 p.m.
N4	WESTERN KENTUCKY*	4:05 p.m.
N11	at #9 Southern Illinois*	3 p.m.
N18	#6 ILLINOIS STATE*	4:35 p.m.

EASTERN ILLINOIS PANTHERS
(2-3, 1-0 OVC)

S2	at Illinois	L, 17-42
S9	INDIANA STATE	W, 31-21
S16	at #7 Illinois State	L, 30-44
S23	at Samford*	W, 24-13
S30	at Hawai'i	L, 9-44
O7	SE MISSOURI STATE*	1:30 p.m.
O14	at Eastern Kentucky*	2 p.m.
O21	MURRAY STATE*	1:30 p.m.
O28	at #22 Tennessee-Martin*	2 p.m.
N4	TENNESSEE STATE*	1:30 p.m.
N11	at Tennessee Tech*	1:30 p.m.
N18	JACKSONVILLE STATE*	1:30 p.m.

SOUTHERN ILLINOIS SALUKIS
(4-0, 1-0 GFC)

A31	LOCK HAVEN	W, 49-0
S16	at Indiana	W, 35-28
S23	at Arkansas-Pine Bluff	W, 48-16
S30	INDIANA STATE*	W, 55-3
O7	WESTERN ILLINOIS*	1:30 p.m.
O14	at #6 Illinois State*	2:30 p.m.
O21	WESTERN KENTUCKY*	6 p.m.
O28	at Missouri State*	1:30 p.m.
N4	at #8 Youngstown State*	12:05 p.m.
N11	#14 NORTHERN IOWA*	3 p.m.
N18	SOUTHERN UTAH	3 p.m.

MISSOURI STATE BEARS
(1-4, 0-1 GFC)

S2	at Oklahoma State	L, 10-52
S9	SOUTHWEST BAPTIST	W, 45-14
S16	at Central Arkansas	L, 14-16
S23	SAM HOUSTON STATE	L, 17-20
S30	#8 YOUNGSTOWN STATE*	L, 10-37
O7	at #14 Northern Iowa*	4:05 p.m.
O14	WESTERN KENTUCKY*	3 p.m.
O21	at Indiana State*	1:05 p.m.
O28	#9 SOUTHERN ILLINOIS*	1:30 p.m.
N4	at #6 Illinois State*	1:30 p.m.
N11	WESTERN ILLINOIS*	1 p.m.