



Redbird Football

GAME NOTES

Contact: Todd Kober, Assistant Athletics Director/Media Relations • 309/438-3805 • Fax: 309/438-5634 • Cell: 309/310-7112 • gtkober@ilstu.edu

GAME #6

Homecoming 2006



#5 Illinois State
(4-1, 1-0)

#7 S. Illinois
(5-0, 2-0)

WHEN: Saturday, Oct. 14, 2006

WHERE: Hancock Stadium (15,000) • Normal, Ill.

TIME: 2:30 p.m.

FORECAST: Mostly Sunny; Daytime High: 57° F;
Overnight Low: 44° F; Probability of
Precipitation: 20%

RADIO

Redbird Radio Network

▶ Greg Halbleib, play-by-play

▶ Ted Schmitz, color analyst

▶ Bruce Evans, sideline

▶ L.A. Decker, studio host

TELEVISION

MediaCom in Carbondale, Ill.

▶ Mike Trude, play-by-play

▶ Royal Whitaker, color analyst

▶ Satellite Coordinates: SBS 6, Tr. 5 (analog)

GoREDBIRDS.COM

THE GAME FACTS

- ▶ Today's game is the 69th meeting all-time between Illinois State and Southern Illinois. The Salukis own a 34-31-3 edge in the series, but the Redbirds won the last meeting 61-35, in Carbondale last season.
- ▶ For the first time in the 69-game history, both ISU and SIU enter today's game ranked nationally in the top-25.
- ▶ The Redbirds are 5-8 all-time in games between two ranked teams.
- ▶ For only the second time in the 44-year history of Hancock Stadium, Illinois State's football home will host a game between two teams ranked in the top 10. The last time was Oct. 2, 1999, when No. 10 Illinois State hosted No. 5 Northern Iowa for a Homecoming showdown. The 'Birds won 47-28. ISU is 2-1 in games featuring two top-10 teams.
- ▶ Today's game is the focal point of Illinois State's week-long Homecoming 2006 celebration. This is the 87th Homecoming game on ISU's campus and the Redbirds own a 41-39-6 record during those games, including a 6-7-1 record against SIU on Homecoming.
- ▶ The Redbirds have won three straight games against ranked teams, starting with their 61-35 win over then-No. 1 Southern Illinois in 2005.

2006 SOUTHERN ILLINOIS SCHEDULE

| | | |
|-----|-------------------------|------------|
| A31 | LOCK HAVEN | W, 49-0 |
| S16 | at Indiana | W, 35-28 |
| S23 | at Arkansas-Pine Bluff | W, 48-16 |
| S30 | INDIANA STATE* | W, 55-3 |
| O7 | WESTERN ILLINOIS* | W, 31-24 |
| O14 | at #5 Illinois State* | 2:30 p.m. |
| O21 | WESTERN KENTUCKY* | 6 p.m. |
| O28 | at Missouri State* | 1:30 p.m. |
| N4 | at #6 Youngstown State* | 12:05 p.m. |
| N11 | #14 NORTHERN IOWA* | 3 p.m. |
| N18 | SOUTHERN UTAH | 3 p.m. |

THE COACHES

ILLINOIS STATE

Denver Johnson is in his seventh season at Illinois State and owns a 36-36 (.500) overall record with the Redbirds. Prior to guiding the 'Birds, Johnson was the head coach at Murray State where he compiled a 21-12 mark. Johnson, 47, is a 1981 graduate of Tulsa and his nine-year head coaching record stands at 57-48 (.543). He is 4-5 against Southern Illinois.

SOUTHERN ILLINOIS

Jerry Kill (Southwestern '83) is in his sixth season at the helm of the Saluki football program. Kill owns a 39-26 (.600) mark at Southern Illinois and is 88-51 (.633) overall in his 13-year coaching career which includes a five-year stop at Saginaw Valley State and two seasons at Emporia State. He was the 2004 Eddie Robinson I-AA National Coach of the Year and owns a 3-2 record against Illinois State.

ILLINOIS STATE SEASON SCHEDULE/RESULTS

| Date | Opponent | Location | Result/Time | Notes |
|----------|-----------------------------------|--------------------|-------------|---|
| Sept. 2 | at Kansas State | Manhattan, Kan. | L, 23-24 | K-State held to 44 yards rushing, but ISU's special team miscues costly. |
| Sept. 9 | CENTRAL ARKANSAS | Normal, Ill. | W, 18-3 | ISU offense stalls in the red zone with four field goals; Robinson sits. |
| Sept. 16 | #18 EASTERN ILLINOIS | Normal, Ill. | W, 44-30 | ISU rallied from 10-0 deficit, with 23 second-quarter points. |
| Sept. 23 | at Murray State | Murray, Ky. | W, 35-14 | Redbirds out gained Racers 186-28 on the ground. |
| Oct. 7 | at Western Kentucky [^] | Bowling Green, Ky. | W, 28-27 | 'Toppers miss a 19-yard field goal with 4:03 left in the game. |
| Oct. 14 | #7 SOUTHERN ILLINOIS [^] | Normal, Ill. | 2:30 p.m. | Homecoming 2006; two teams combined for 96 points in 2005. |
| Oct. 21 | at Western Illinois [^] | Macomb, Ill. | 1:05 p.m. | WIU has won the last five meetings and nine of the last 11. |
| Oct. 28 | #6 YOUNGSTOWN STATE [^] | Normal, Ill. | 1:30 p.m. | Family Day; rubber game with the series tied at 7-7. |
| Nov. 4 | MISSOURI STATE [^] | Normal, Ill. | 1:30 p.m. | 'Birds have won last four contests and six of the last seven. |
| Nov. 11 | at Indiana State [^] | Terre Haute, Ind. | 11:05 a.m. | 'Birds own 7-1 edge in last eight meetings, including 3-1 at Terre Haute. |
| Nov. 18 | at #14 Northern Iowa [^] | Cedar Falls, Iowa | 4:35 p.m. | ISU has won 5 of last 8; most wins by any GFC team vs. UNI during span. |

[^] Gateway Football Conference game

ILLINOIS STATE MEDIA RELATIONS

| | |
|------------------------------|--------------------|
| Assistant AD/Media Relations | Todd Kober |
| Office Phone | 309/438-3805 |
| Home Phone | 309/454-3048 |
| Cell | 309/310-7112 |
| E-mail | gtkober@ilstu.edu |
| Fax | 309/438-5634 |
| Graduate Assistant | Mike Williams |
| Office Phone | 309/438-3598 |
| Cell | 309/275-6386 |
| E-mail | mcwilli2@ilstu.edu |

INTERVIEW PROCEDURES

Postgame interviews following home contests are conducted in the team room (second floor) of the Kaufman Football Building. A golf cart is available to transport representatives from the visiting team to the interview area. TV lighting is also provided. After road games, representatives will be brought to a designated area. The locker room is closed at all times.

WEEKLY GATEWAY CONFERENCE CALL

Teleconferences featuring the league's head coaches will be conducted each Wednesday during the season (Sept. 6 through Nov. 15). Those participating in the call should dial in five minutes prior to the scheduled start time (10 a.m. CST each Wednesday). Each call can also be accessed at www.gatewayfootball.org. The call-in number is 913/981-5509.

10:00 – Gateway News/Notes

10:05 – Denver Johnson, Illinois State

10:10 – Lou West, Indiana State

10:15 – Terry Allen, Missouri State

10:20 – Mark Farley, Northern Iowa

10:25 – Jerry Kill, Southern Illinois

10:30 – Don Patterson, Western Illinois

10:35 – David Elson, Western Kentucky

10:40 – Jon Heacock, Youngstown State

All times are Central

WEEKLY MEDIA LUNCHEON

| |
|---|
| ✓ Tuesday, August 29 at noon |
| Tuesday, September 5 at noon (CANCELLED) |
| ✓ Tuesday, September 12 at noon |
| ✓ Tuesday, September 19 at noon |
| ✓ Tuesday, September 26 at noon |
| ✓ Tuesday, October 3 at noon |
| Tuesday, October 10 at noon |
| Tuesday, October 17 at noon |
| Tuesday, October 24 at noon |
| Tuesday, October 31 at noon |
| Tuesday, November 7 at noon |
| Tuesday, November 14 at noon |

GAME WEEK

A quick look at Illinois State's media availability on game week. All appointments can be made through the media relations office (309) 438-3805.

| Monday Off Day | Tuesday Media Luncheon Kaufman Football Building - noon | Wednesday GFC Teleconference (10-10:40 a.m.) | Thursday No pre-practice camera opportunities | Friday No availability |
|--|---|---|---|---------------------------|
| Denver Johnson Radio Show at Schooners 6-7 p.m. | Practice open to cameras for first 15 minutes | Practice open to cameras for first 15 minutes | Coach Johnson available after practice (approx. 6:15 p.m.) | |
| | Players/Coaches available after practice (approx. 6:15 p.m.) | Players/Coaches available after practice (approx. 6:15 p.m.) | | |

WEEKLY MEDIA LUNCHEON

Each Tuesday during the season, Illinois State hosts a media luncheon in the team room of the Kaufman Football Building. The luncheon begins at noon, with comments from two selected players representing both the offense and defense. Following the student-athletes, head coach Denver Johnson will address the media. Video and audio from the press conference will be available on the web at GoRedbirds.com before 5 p.m. on Tuesday. If you would like to receive the quotes via e-mail, please contact the Illinois State Athletics Media Relations Office at gtkober@ilstu.edu prior to the press conference.

CREDENTIALS

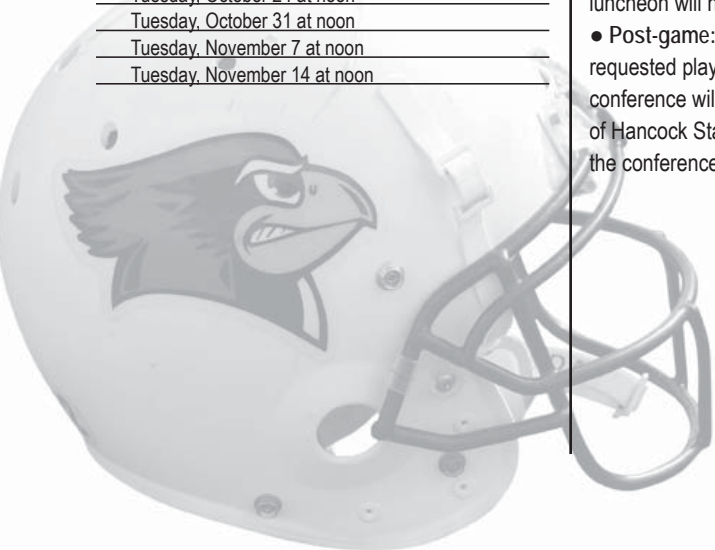
Credentials (game and parking) can be obtained by contacting the Athletics Media Relations Office, Campus Box 7130, Normal, Ill., 61790-7130. Requests must be received on official letterhead at least two days prior to the game. Passes that are not mailed will be available at the Will Call window (Gate 4) 90 minutes before kickoff.

PRACTICE

Most practices are open to the media (approximately 3:30-6 p.m.), but only the first 15 minutes of Tuesday through Thursday practices are available to photographers. For all other media, it is recommended that an advance call be made to the media relations office to check on the status of practice for a particular day.

INTERVIEWS

- Head Coach Denver Johnson will do general interviews following practice on Tuesday-Thursday. All other requests for interviews must be submitted to the media relations office at least 24 hours prior to the scheduled interview.
- Assistant Coaches: Arrangements should be made through the media relations office. Most interviews will be conducted after practice Tuesday-Thursday.
- Players: All interviews with players will take place at the media luncheon or after practice on Tuesday and Wednesday. Media should request players at least 24 hours in advance. Players who attend the Tuesday luncheon will not be available following practice that day.
- Post-game: The Illinois State locker room is closed at all times. Head coach Denver Johnson and requested players will be brought to the designated interview area. At home, the post-game media conference will take place in the team room of the Kaufman Football Building, located in the northeast corner of Hancock Stadium. The media should enter through the west doors and travel up the two flights of stairs to the conference area.



SCOUTING SOUTHERN ILLINOIS

- Southern Illinois is located in Carbondale, Ill., and has an enrollment of 21,441. The Salukis are members of the Gateway Football Conference
- The Salukis own the second best rushing offense in the nation (271.60), thanks to senior running back Arkee Whitlock, who ranks No. 3 nationally with 136.6 yards per game. He has rushed for 683 yards and nine touchdowns on the season, while averaging 6.3 yards per carry.
- SIU is also No. 2 nationally in scoring offense with 43.6 points per game and No. 4 in total offense with 429.60 yards per game.
- The Dawgs are also pretty solid defensively. SIU ranks No. 18 in total defense with 265.6 yards per game allowed and No. 16 in rushing defense with 99.4 yards per game.
- Senior Lorenzo Wims leads the conference and ranks No. 6 nationally with five quarterback sacks on the season.
- Junior quarterback Nick Hill leads the conference in passing efficiency (175.56) and as a team, the Salukis are the nation's most efficient passing team (179.09). Hill has not thrown an interception this season, while completing 46 of his 74 passing attempts.
- Braden Jones is the leading SIU receiver with 10 catches for 211 yards and three touchdowns. Alan Turner has also caught three touchdown passes of his eight catches for 197 yards.
- Placekicker Craig Coffin has been perfect this season making all seven field goal attempts (long of 43) and all 27 point after touchdown tries.
- The Salukis also lead all of I-AA football in sacks allowed. The SIU offensive line has only surrendered two sacks all season.

SALUKI SIMILARITIES

- Southern Illinois' defensive coordinator Tracy Claeys graduated from Kansas State in 1994 and played under Illinois State athletics director Sheahon Zenger while he was a member of Bill Snyder's staff as an assistant coach.
- SIU has several Bloomington-Normal products playing on this year's squad. Andrew and Ryan Kernes and Brady Wrezinski are all from Bloomington. The Kernes brothers played at Bloomington High School with Illinois State's brothers Brandon (men's basketball) and Brent Holtz (football). Wrezinski played at University High School with Saluki teammate Alan Turner, but Turner resides in El Paso.
- Both teams have at least one set of brothers playing together on the roster. ISU has three sets, the Siskowic brothers (Cameron and Kyle), the Rice brothers (Rafael and Cortes) and the Passarelli brothers (Nick and Dan). SIU counters with the Moe Brothers (Todd and Trevor) and the Kernes brothers (Andrew and Ryan)
- The Redbirds' Kye Stewart (Pearl-Cohn) and SIU's Jon Habbe (Nashville) are both natives of Nashville, Tenn.
- ISU's Jake Rourke and will be playing against former Central State Eight foes in SIU's J.T. Wise and Larry Luster (Sacred Heart-Griffin) and Ryan Beeler (Taylorville)
- Brandon Bradbury (Morgan Park) and Isaiah Wiggins (Prosser) of Illinois State and SIU's Keon Cummings (Lincoln Park) are all from Chicago.
- SIU's Phil Goforth (Benet Academy) and Brandon Smith (Waubonsie Valley) and ISU's Nick and Dan Passarelli (Central) and Dan Simnick (North) are all from Naperville, Ill.

NO CUPCAKES ON HOMECOMING

So much for scheduling "W's" on Homecoming. Since 1995, the Redbirds have faced eight ranked teams in the last 11 Homecoming games. The three games against non-ranked foes all resulted in ISU wins, while the 'Birds own a 2-6 record in the other eight contests.

RUN REMBERT RUN

That has been the offensive philosophy to date in 2006. With 145 carries in the first five games, senior running back Pierre Rembert has accounted for 71 percent of ISU's rushing attempts this season. An integral part of the ball-control offense, Rembert is averaging 29 carries per game and is on pace to finish with 319 during the regular season - the second highest total in ISU history.

29 AND COUNTING

With a catch in tonight's game, Illinois State wide receiver Laurént Robinson will extend his streak of having at least one catch to 230 straight games. The grab will claim the school record, currently shared by Robinson and Vito Golson.

GETTING YOUR PICKS ON ROUTE 66

With Hancock Stadium located just off nostalgic Route 66, the Redbird defense has been getting their kicks in 2006. Through five games, the 'Birds have intercepted nine passes, which is tied for the fourth-best team total in Division I-AA. The kicker is that the Redbirds are only one interception away from matching last season's total of 10. In addition, the 'Birds are averaging 1.8 picks per game, which would put them on pace for 20 interceptions, the most since 1989.

REMBERT RUNNING WITH REGULARITY

Five games into the 2006 season. Five 100-yard rushing games for Illinois State running back Pierre Rembert. By rushing for 100+ yards in every game this season, Rembert has compiled the longest such streak in ISU history, bettering four straight 100-yard rushing games by Quincy Washington, Willie Watts and Toby Davis.

THE TALE OF THE TAPE

| | ILS | SIU |
|---------------------|--------|--------|
| Record | 4-1 | 5-0 |
| Points | 29.6 | 43.6 |
| Points Allowed | 19.6 | 14.2 |
| First Downs | 98 | 111 |
| Rushing Yards | 151.6 | 271.6 |
| Rushing Defense | 98.8 | 99.4 |
| Passing Yards | 226.4 | 158.0 |
| Passing Defense | 214.8 | 166.2 |
| Total Offense | 378.0 | 429.6 |
| Total Defense | 313.6 | 265.6 |
| Interceptions | 9-101 | 2-7 |
| Punt Return Avg. | 8.2 | 9.8 |
| Kickoff Return Avg. | 17.4 | 22.5 |
| Fumbles Lost | 3 | 3 |
| Penalties | 24-217 | 26-252 |
| Field Goals | 6-9 | 7-7 |

'BIRD BESTS vs. SOUTHERN ILLINOIS

INDIVIDUAL*

| | |
|------------------|--|
| Rushing Yards | 248, Toby Davis, 10-24-92 |
| Rushing TDs | 4, twice; last by Brian Thompson, 10-15-05 |
| Passing Yards | 346, Dusty Burk, 10-23-99 |
| Completions | 27, Dusty Burk, 10-23-99 |
| TD Passes | 5, Dusty Burk, 10-23-99 |
| Receptions | 9, twice; last by Laurént Robinson, 10-15-05 |
| Receiving Yards | 180, Laurént Robinson, 10-15-05 |
| Receiving TDs | 2, three times; last by Pierre Jackson, 10-15-05 |
| Tackles | 22, Galen Scott, 10-15-05 |
| Tackles for Loss | 6, Mark Wallner, 11-6-76 |
| Sacks | 2, five times; last by Jonathan Friend, 10-19-02 |
| Interceptions | 3, David Calhoun, 10-14-89 |
| Longest FG | 50, three times; last by Stephen Carroll, 10-11-03 |

TEAM*

| | |
|-----------------------|--------------------------|
| Most Points | 61, 10-15-05 |
| Fewest Points | 0, 9 times; last 10-5-85 |
| Most Points Allowed | 48, 10-23-99 |
| Fewest Points Allowed | 0, 9 times; last 9-29-51 |

*modern era (1936 and later)

THE REDBIRD RECORD BOOK**ISU Career Rushing**

| | |
|---------------------------------|-------|
| 1. Toby Davis (1989-92) | 3,702 |
| 11. Quincy Washington (2001-02) | 1,637 |
| 12. Sha-Ron Edwards (2002-03) | 1,599 |
| 13. Bruce Cullen (1968-69) | 1,560 |
| - Pierre Rembert (2005-) | 1,476 |

ISU Career Rushing TDs

| | |
|---------------------------|----|
| 1. Toby Davis (1989-92) | 37 |
| 4. Bruce Cullen (1968-69) | 22 |
| 5. Pierre Rembert (2005-) | 18 |

ISU Career 100-Yard Rushing Games

| | |
|---------------------------|----|
| 1. Toby Davis (1989-92) | 17 |
| 2. Willie Watts (1998-01) | 15 |
| 3. Pierre Rembert (2005-) | 8 |
| Bill Fenn (1978-80) | 8 |

ISU Career Passing

| | |
|---------------------------|-------|
| 1. Kevin Glenn (1997-00) | 8,251 |
| 2. John Coppens (1981-84) | 6,238 |
| 3. Dusty Burk (1999-01) | 4,378 |
| 4. Luke Drone (2004-) | 4,072 |

ISU Career Completions

| | |
|----------------------------|-----|
| 1. Kevin Glenn (1997-00) | 663 |
| 5. Danny Barnett (1992-94) | 328 |
| - Luke Drone (2004-) | 294 |

ISU Career TD Passes

| | |
|---------------------------|----|
| 1. Kevin Glenn (1997-00) | 62 |
| 2. John Coppens (1981-84) | 49 |
| 3. Dusty Burk (1999-01) | 38 |
| 4. Luke Drone (2004-) | 32 |
| Wes Bair (1951-54) | 32 |

ISU Career Receptions

| | |
|-----------------------------|-----|
| 1. Rickey Garrett (1996-99) | 177 |
| 2. Laurént Robinson (2003-) | 169 |

ISU Career Receiving Yards

| | |
|-----------------------------|-------|
| 1. Rickey Garrett (1996-99) | 2,719 |
| 2. Laurént Robinson (2003-) | 2,535 |

ISU Career TD Receptions

| | |
|-----------------------------|----|
| 1. Laurént Robinson (2003-) | 26 |
| 2. Rickey Garrett (1996-99) | 22 |

ISU Consecutive Games with a Catch

| | |
|-----------------------------|----|
| 1. Laurént Robinson (2003-) | 29 |
| Vito Golson (1999-02) | 29 |

ISU 100-Yard Career Receiving Games

| | |
|-----------------------------|---|
| 1. Rickey Garrett (1996-99) | 9 |
| 2. Laurént Robinson (2003-) | 8 |
| Clarence Collins (1980-83) | 8 |

ISU Career Total Offense Yards

| | |
|---------------------------|-------|
| 1. Kevin Glenn (1997-00) | 8,812 |
| 2. John Coppens (1981-84) | 5,881 |
| 3. Dusty Burk (1999-01) | 5,008 |
| 4. Luke Drone (2004-) | 4,194 |

ISU Career All-Purpose Yards

| | |
|------------------------------|-------|
| 1. Toby Davis (1989-92) | 4,363 |
| 8. Rickey Garrett (1996-99) | 2,719 |
| 9. Virgil Winters (1981-84) | 2,628 |
| 10. Laurént Robinson (2003-) | 2,540 |

ISU Career Tackles

| | |
|-------------------------------|-----|
| 1. Boomer Grigsby (2001-04) | 580 |
| 2. Galen Scott (1997-00) | 579 |
| 8. Duane Butler (1994-96) | 332 |
| 9. Adam Waugh (1998-01) | 327 |
| 10. Tim Angsten (1995-97, 99) | 320 |
| - Cameron Siskowic (2003-) | 299 |

HOME SWEET HOME

Illinois State officials are expecting a huge crowd for Saturday's Gateway Football Conference showdown against Southern Illinois. Temporary bleachers are being brought into the north end of Hancock Stadium and the crowd is estimated to be larger than 15,000. Here is a list of the top 10 home crowds at ISU's Hancock Stadium:

| Date | Opponent | Attendance | Date | Opponent | Attendance |
|-------------|------------------|------------|--------------|-------------------|------------|
| 1. 10-31-70 | Indiana State | 21,500 | 6. 10-29-77 | Western Illinois | 15,500 |
| 2. 10-19-68 | Western Illinois | 20,000 | 7. 10-10-70 | Akron | 15,500 |
| 3. 11-7-70 | Western Illinois | 19,500 | 8. 9-20-69 | Illinois Wesleyan | 15,000 |
| 4. 10-18-69 | Eastern Illinois | 19,000 | 9. 9-21-68 | Illinois Wesleyan | 15,000 |
| 5. 11-6-71 | Central Michigan | 18,000 | 10. 10-28-67 | Central Michigan | 15,000 |

TRAVELING NO PROBLEM FOR THE 'BIRDS

With last weekend's win at Western Kentucky, the Redbirds have won three straight conference road games dating back to 2005. The streak started against this week's opponent, Southern Illinois, who the 'Birds defeated in Carbondale 61-35 on October 15 when they were ranked No. 1 in the country in I-AA. ISU then went on to defeat Missouri State 48-23 on November 5. With the three straight wins, it marks the first time ISU has done that since 1999, when they defeated Missouri State, Southern Illinois and Youngstown State in succession on the road.

COMING THROUGH IN THE CLUTCH

Fullback Garin Harcar has just two catches for five yards in 2006, however both have been big catches for the Illinois State offense. The first came against Eastern Illinois, when Harcar hauled in a 4-yard catch on fourth down to set up an ISU touchdown in the fourth quarter. The second came last week at Western Kentucky, when he caught a 1-yard touchdown pass from Luke Drone to put the Redbirds up 14-13 heading into halftime.

GAINING YARDS WHEN IT COUNTS

Success on third down is key to any football team's success, and ISU is playing well when facing fourth down this year. In all, the 'Birds have converted on third down 51 percent of the time (37-for-1. North Dakota State 73) in 2006. Adding to that, on fourth down the Redbirds are 4-of-7 in conversion attempts, good for a 57 percent success rate.

DRONE FEELING LITTLE PRESSURE

Luke Drone has had plenty of time to throw the ball this year and has managed to keep his uniform somewhat clean along the way. That is due to his re-built offensive line, as the group is only giving up 0.8 sacks per game, which ranks No. 8 in I-AA. Their performance has also allowed the rest of the Redbird offense average 378.4 yards of total offense per game, which ranks ISU No. 19 nationally in that category.

AIRING IT OUT

The explosive Redbird passing offense is at it again in 2006. After leading the conference in passing offense with 268.7 yards per game in 2005, ISU is once again leading the way in 2006. Through five games, the 'Birds are averaging 226.4 yards per game through the air and quarterback Luke Drone leads the conference in passing yards per game, with that same 226.4 mark.

STATE SCHOOL SHOWDOWN

Today's matchup between in-state rivals Illinois State and Southern Illinois also pits two of the Gateway Football Conference's statistical leaders against each other. ISU and SIU are ranked No. 1 and 2 in five separate Gateway team categories including: rushing defense, total defense, opponent 4th down conversion percentage, sacks against and PAT conversion percentage. The teams also rank in the top three in the Gateway in scoring defense, total offense, pass defense efficiency, opponent first downs, sacks, and red zone defense. Lastly, the showdown will showcase the top two running backs in the conference, with SIU's Arkee Whitlock averaging 136.6 yards per game and ISU's Pierre Rembert trailing him it No. 2 with 135.0 yards per game.

MR. EFFICIENCY

In his two seasons as the Redbird starting signal caller, Luke Drone has quickly become one of the most efficient quarterbacks in ISU history. Drone currently leads all quarterbacks since 1970 in career completion percentage (62.2), pass efficiency (150.5), average yards per pass (8.6) and average yards per completion (13.9).

ACTION JACKSON

Despite having all-American wide receiver Laurént Robinson hobbled with an ankle injury, senior Pierre Jackson emerged as an alternative deep threat for the Redbirds. "Jelly" notched two consecutive games with 100 yards or more receiving and leads the team with 23 catches for 411 yards. He has also added three touchdowns.

MOVIN' ON UP

In just his second season as a starter, Luke Drone is starting to creep up the charts in the ISU record book. With 4,072 career passing yards, Drone only needs 307 yards to surpass Dusty Burk (1999-01), who passed for 4,378 yards during his Redbird career, and move into sole possession of the No. 3 spot on the all-time ISU passing list.

IN THE ZONE

The efficiency the Redbirds have shown in the Red-Zone this season rings like a Hawk Harrelson home run call - "you can put it on the board." Through five games, the 'Birds are 16-for-18 in the Red-Zone with 11 touchdowns and five field goals for an 89 percent success rate and 61 percent on Red-Zone touchdowns. ISU opponents haven't been in the zone as often, nor have had the success. Redbird foes are 7-for-11 inside the Red-Zone with two touchdowns and five field goals.

NO RUNNING ALLOWED

It appears the Redbirds have taken a lifeguard approach to the defense this season – no running. In five games, the Redbirds have held three teams to under 100 yards rushing and two to under 50. The Redbird defense is allowing a conference-best 98.8 rushing yards per game and ranks No. 14 nationally in that category.

DISMISSING DEFENSIVE DEFICIENCIES

Up until the game at Western Kentucky the Redbird defense had been solid, but the Hilltoppers racked up 465 yards of total offense last Saturday – the most yards allowed by the Redbirds since Western Illinois collected 504 yards in 2005. As a result, the Redbirds rank No. 8 in the Gateway Football Conference in passing defense, but are still No. 2 in total defense.

FOURTH AND FUTILE

It hasn't been easy converting on fourth down against the Redbirds in 2006. Through five games, ISU opponents are 3-for-9 when "going for it" on fourth down for a 33.3 percent success rate. In fact, opponents haven't had much more success on third down. Redbird foes are 29-for-69 on third down, or 42 percent.

GUNNIN' 'EM DOWN

Cameron Siskowic is showing why he was named a Buck Buchanan Award watch list member in 2006, as the senior linebacker has recorded 59 tackles in five games. Not only does his total lead the Gateway Football Conference, but he also ranks No. 5 nationally in that category. With a career-high 22 tackles against No. 18 Eastern Illinois earlier in the season, Siskowic has also recorded 3.5 tackles for loss, a sack, an interception and a forced fumble on the season.

MAKING MAZUR

Kevin Mazur is off to a hot start in 2006, as the sophomore placekicker is 6-of-8 in field goal attempts and 16-for-16 in PAT conversions, good for 34 points, which is second on the team. His 1.2 field goals per game rank him 17th in I-AA football for that category, and he is also making a bid in the ISU record book. Mazur has now made 71.4 percent (15-of-21) of his career field goal attempts, which is just behind school record holder Stephen Carroll's success rate at 71.6 percent.

APPLYING THE FULL NELSON

That's exactly what sophomore free safety Tom Nelson has been doing to opposing quarterbacks this season, as he has picked off three passes in the first five games, the first three interceptions of his career. He picked off two of Dylan Meier's attempts down field at Kansas State and snagged a Robbie Park offering in the third quarter against Central Arkansas. Nelson ranks tied for 13th in I-AA football with an average of .60 interceptions per game.

REMBERT'S RAVE REVIEWS

Through five games, his first as ISU's featured running back, Pierre Rembert has gotten two thumbs up. With 135 rushing yards per game, Rembert ranks No. 5 nationally among running backs. He is on pace to finish the regular season with 1,485 yards on the season, which would rank as the second highest total in Redbird history.

DRONE: A WORKER QB

Junior Luke Drone is working the Redbird offense despite all the interchangeable pieces early in the season due to injury. The Redbird offense ranks No. 19 in the national rankings with 378 yards per game. The passing offense is No. 21 nationally (226.4 ypg.), while Drone is No. 18, individually, in total offense with 225.4 yards per game.

THE SISKOWIC KID LOOKS FOR THE FIFTH

When Brent Hawkins claimed the 2005 Gateway Defensive Player of the Year award, it marked the fourth straight by a Redbird player and tied the league record for consecutive league MVPs with Northern Iowa (1991-94). Cameron Siskowic hopes to extend that ISU streak. The senior linebacker was a finalist for the 2005 Buck Buchanan Award and is a candidate again this year.

ALL-AMERICA U

ISU has produced at least one all-American player in 20 of its last 23 seasons. Over the last seven seasons, 27 players from 11 different positions have been honored. Laurent Robinson, Brent Hawkins, Stafford Davis and Cameron Siskowic were all consensus selections in 2005.

NOTABLE NEWCOMERS

Since the Gateway began recognizing an all-newcomer team in 1994, over 42 Redbirds have been cited for achievement in their first season. In 2005, running back Pierre Rembert and defensive back Tom Nelson added their names to the list.

THE START CHART**Offense**

| | 2006 | Current | Steak | Career |
|----------------|------|---------|-------|--------|
| Robinson (WR) | 3 | 2 | | 31 |
| Downing (OL) | 5 | 6 | | 26 |
| Mordis (TE) | 5 | 7 | | 23 |
| Wiggins (OL) | 5 | 20 | | 20 |
| Drone (QB) | 5 | 16 | | 16 |
| Jackson (WR) | 5 | 11 | | 15 |
| Hartman (OL) | 0 | 0 | | 11 |
| Rembert (TB) | 5 | 7 | | 10 |
| Horton (WR) | 2 | 0 | | 8 |
| Niklasch (OL) | 5 | 5 | | 6 |
| Madsen (OL) | 4 | 0 | | 4 |
| Joyce (OL) | 3 | 3 | | 3 |
| Meredith (TE) | 3 | 1 | | 3 |
| Lyon (OL) | 2 | 0 | | 2 |
| R. Rice (TB) | 0 | 0 | | 2 |
| Joynt (TE) | 2 | 0 | | 2 |
| St-Pierre (OL) | 1 | 1 | | 1 |

Defense

| | | | | |
|--------------------|---|----|--|----|
| Martindale (DT) | 5 | 28 | | 37 |
| Temple (DB) | 5 | 27 | | 30 |
| C. Siskowic (LB) | 4 | 4 | | 25 |
| Caesar (DB) | 5 | 14 | | 20 |
| Campbell (LB) | 4 | 4 | | 17 |
| Stewart (LB) | 4 | 2 | | 17 |
| Thomas (DT) | 5 | 5 | | 16 |
| Nelson (FS) | 5 | 16 | | 16 |
| Stevenson (DE) | 5 | 5 | | 9 |
| Kittrell (DB) | 5 | 5 | | 8 |
| N. Passarelli (DB) | 0 | 0 | | 7 |
| R. Tate (DL) | 5 | 5 | | 5 |
| Cucci (LB) | 1 | 0 | | 1 |
| Hawkins | 1 | 0 | | 1 |
| Hronec (LB) | 1 | 0 | | 1 |
| Lagrone (CB) | 0 | 0 | | 1 |

RED ZONE

| | ISU | Opp. |
|----------------|-------------------|-------------------|
| at Kansas St. | 4-4 (3 TDs, 1 FG) | 2-4 (2 FGs) |
| C. Arkansas | 4-5 (4 FGs) | 1-2 (FG) |
| E. Illinois | 4-4 (3 TDs, 1 FG) | 4-4 (3 TDs, 1 FG) |
| at Murray St. | 4-5 (4 TDs) | 1-1 (1 TD) |
| at Western Ky. | 4-4 (4 TDs) | 3-4 (TD, 2 FGs) |
| S. Illinois | | |
| at W. Illinois | | |
| Y'stown St. | | |
| Missouri St. | | |
| at Indiana St. | | |
| at N. Iowa | | |

POINTS OFF TURNOVERS

| | ISU | Opp. |
|----------------|-----|------|
| at Kansas St. | 3 | 11 |
| C. Arkansas | 0 | 0 |
| E. Illinois | 17 | 7 |
| at Murray St. | 14 | 0 |
| at Western Ky. | 0 | 3 |
| S. Illinois | | |
| at W. Illinois | | |
| Y'stown St. | | |
| Missouri St. | | |
| at Indiana St. | | |
| at N. Iowa | | |

WELCOME BACK

Today's game is the 87th Homecoming contest at Illinois State University. Listed below are the results of every Homecoming game in Illinois State history:

| Year | Date | Opponent | Result | Score |
|------|------|-----------------------|--------|---------------|
| 2005 | O8 | #3 Western Kentucky | L | 37-34 (ot) |
| 2004 | O23 | Youngstown St. | W | 30-24 |
| 2003 | O18 | #9 Western Kentucky | L | 27-24 |
| 2002 | O5 | Missouri State | W | 30-20 |
| 2001 | O27 | #9 Northern Iowa | W | 42-14 |
| 2000 | O7 | #3 Youngstown St. | L | 14-12 |
| 1999 | O2 | #5 Northern Iowa | W | 47-28 |
| 1998 | S26 | Southern Illinois | W | 41-38(ot) |
| 1997 | O4 | #23 Northern Iowa | L | 50-34 |
| 1996 | O26 | #9 Missouri State | L | 24-13 |
| 1995 | S23 | #25 Hofstra | L | 27-0 |
| 1994 | O8 | Missouri State | W | 28-14 |
| 1993 | O2 | Western Illinois | L | 17-12 |
| 1992 | S26 | Eastern Illinois | W | 48-7 |
| 1991 | O26 | #14 Western Illinois | L | 22-12 |
| 1990 | O20 | #2 Missouri State | L | 45-30 |
| 1989 | O21 | Indiana St. | W | 15-13 |
| 1988 | O1 | Missouri-Rolla | W | 20-0 |
| 1987 | O3 | #17 Western Illinois | W | 20-6 |
| 1986 | O25 | #20 Southern Illinois | L | 20-3 |
| 1985 | O19 | West Texas St. | T | 29-29 |
| 1984 | N3 | Tulsa | L | 28-7 |
| 1983 | O29 | Western Illinois | L | 14-13 |
| 1982 | O9 | Wichita St. | L | 48-14 |
| 1981 | O17 | New Mexico State | L | 20-10 |
| 1980 | O18 | Southern Illinois | L | 42-0 |
| 1979 | N3 | Western Illinois | W | 35-7 |
| 1978 | O7 | Southern Illinois | L | 26-0 |
| 1977 | O1 | Northern Illinois | W | 16-7 |
| 1976 | O9 | Ball St. | W | 10-7 |
| 1975 | O11 | Southern Illinois | T | 17-17 |
| 1974 | O12 | Arkansas St. | L | 38-0 |
| 1973 | O20 | Eastern Illinois | W | 17-0 |
| 1972 | O21 | #5 Western Illinois | W | 20-3 |
| 1971 | N6 | Central Michigan | W | 13-6 |
| 1970 | O31 | Indiana St. | L | 28-7 |
| 1969 | O18 | Eastern Illinois | W | 37-0 |
| 1968 | O19 | Western Illinois | W | 21-10 |
| 1967 | O28 | Central Michigan | L | 19-14 |
| 1966 | O29 | Bradley | L | 17-3 |
| 1965 | O23 | Central Michigan | L | 32-8 |
| 1964 | O31 | Mankato St. | W | 27-6 |
| 1963 | O26 | Central Michigan | L | 24-22 |
| 1962 | O20 | Northern Michigan | W | 6-0 |
| 1961 | O28 | Southern Illinois | L | 34-14 |
| 1960 | O29 | Northern Illinois | L | 20-0 |
| 1959 | O24 | Southern Illinois | L | 19-8 |
| 1958 | O25 | Northern Illinois | W | 33-18 |
| 1957 | O18 | Southern Illinois | L | 28-21 |
| 1956 | O13 | Eastern Michigan | W | 22-7 |
| 1955 | O21 | Central Michigan | L | 35-7 |
| 1954 | O23 | Northern Illinois | W | 19-6 |
| 1953 | O31 | Central Michigan | L | 29-19 |
| 1952 | O18 | Western Illinois | L | 20-7 |
| 1951 | O27 | Central Michigan | L | 26-0 |
| 1950 | O28 | Western Illinois | W | 21-20 |
| 1949 | N5 | Northern Illinois | T | 14-14 |
| 1948 | O23 | Eastern Illinois | L | 13-7 |
| 1947 | N1 | Washington (Mo.) | L | 14-13 |
| 1946 | O19 | Western Illinois | W | 15-0 |
| 1945 | O27 | Northern Illinois | W | 19-7 |
| 1944 | O21 | Indiana St. | L | 13-6 |
| 1943 | O23 | Illinois Wesleyan | W | 6-0 |
| 1942 | O17 | Eastern Illinois | W | 32-0 |
| 1941 | O25 | Southern Illinois | W | 18-0 |
| 1940 | O19 | Eastern Illinois | W | 30-12 |
| 1939 | O21 | Southern Illinois | W | 14-7 |
| 1938 | O23 | Eastern Illinois | W | 19-0 |
| 1937 | N6 | Southern Illinois | W | 13-6 |
| 1936 | O31 | Northern Illinois | T | 6-6 |
| 1935 | O19 | Eastern Michigan | T | 0-0 |
| 1934 | O27 | Western Illinois | L | 1-0 (forfeit) |
| 1933 | O28 | Southern Illinois | W | 12-0 |
| 1932 | N6 | Western Illinois | W | 13-12 |
| 1931 | O31 | Southern Illinois | W | 14-0 |
| 1930 | O11 | St. Viator | L | 6-0 |
| 1929 | O18 | Southern Illinois | L | 6-0 |
| 1928 | O20 | St. Viator | L | 30-6 |
| 1927 | O22 | Eureka | W | 25-2 |
| 1926 | O30 | Lincoln | W | 38-6 |
| 1925 | O31 | Eastern Illinois | L | 7-0 |
| 1924 | N14 | Northern Illinois | W | 9-6 |
| 1923 | O27 | Blackburn | W | 13-7 |
| 1922 | N11 | Northern Illinois | T | 0-0 |
| 1921 | N5 | Eastern Illinois | W | 42-3 |
| 1916 | N11 | Eastern Illinois | L | 21-7 |

Overall Record

41-39-6

TRANSFERABLE

Since 1993, when the NCAA rules changed to allow players immediate eligibility at the I-AA level, Illinois State has had 44 players transfer from I-A schools. ISU's I-A transfers on this year's roster include: Alan Abrams (RB, Ole Miss); Adam Blankenship (DL, Nebraska); Pierre Jackson (WR, Minnesota); Brandon Joyce (OL, Indiana); Dan Passarelli (WR, Northern Illinois); Pierre Rembert (RB, Michigan); Cameron Siskowic (LB, Washington St.); Jonathan St-Pierre (OL, Miami (Fla.)) and James Stevenson III (DL, Illinois).

CROSS THAT OFF THE LIST

Both Cameron Siskowic and Leon Kittrell are in their final seasons at Illinois State, but entering the game at Murray State the duo played a combined 63 games in a Redbird uniform without an interception. But, that all changed on Sept. 23. Both Siskowic and Kittrell picked off Murray State quarterback Zach Barnard and recorded the first interceptions of their ISU careers.

TURNOVER TURNAROUND

In 2004, the Redbirds ranked dead last (117) in turnover margin (-1.91) nationally among I-AA teams. ISU turned the tide in 2005 and finished with 23rd best turnover margin in the country (+.55). The actual result was a difference of +27 turnovers between the two seasons. The Redbirds are continuing their recent trend and rank tied for No. 21 this season with a +4 turnover ratio in 2006.

ANOTHER ONE BITES THE DUST

With the 44-30 victory over No. 18 Eastern Illinois, the Redbirds have now beaten at least one ranked foe in nine of the last 10 seasons. Dating back to last season, the 'Birds have won three straight games against ranked foes, including a 61-35 victory at then-No. 1 ranked Southern Illinois.

MEN OF HONOR

The Redbird football team concluded the spring semester with 35 players on the AFNI Athletics Honor Roll, a new team record. The Redbirds also compiled a 2.68 grade point average for the semester, which was the highest team GPA by the football team in over a decade.

BACK-TO-BACK TRIFECTAS

With the Redbirds' 35-14 win at Murray State, the 'Birds posted three non-conference victories for a second straight season. It marked the first time the Redbirds have accomplished the feat since the 1998 and 1999 campaigns, which were Illinois State's two previous NCAA I-AA Playoff appearances.

40 DAYS AND 40 NIGHTS

Actually it is a little less than 67 days – that's how many straight 24-hour days a person would have to work to equal the 1,595 community service hours that the Illinois State football team put in last academic year. Typically, the goal for the entire athletic department is 1,000, but the Redbird gridders put in 1,595 hours themselves.

SOMEBODY'S WATCHING

On Aug. 23, both Laurent Robinson and Cameron Siskowic were put on watch. Robinson, a finalist for the 2005 Walter Payton Award, presented to the nation's top I-AA offensive player, was named to the initial watch list for the 2006 award. Likewise, Siskowic was added to the 2006 Buck Buchanan Award watch list after finishing as a finalist last season as one of the nation's top I-AA defensive players.

LOVE 'BIRDS

Prior to the start of fall camp, senior offensive lineman Jariah Downing proposed to his girlfriend, Illinois State volleyball player Lindley McDavid. The proposal was accepted and continued a string of Redbird football-volleyball romances. In July a pair of recent graduates, former Redbird fullback Kevin Kreger and former setter Kelly Rikli, were married, while ISU offensive coordinator Justin Fuente and his wife, Jenny, the Redbirds' assistant head volleyball coach, celebrated their first wedding anniversary.

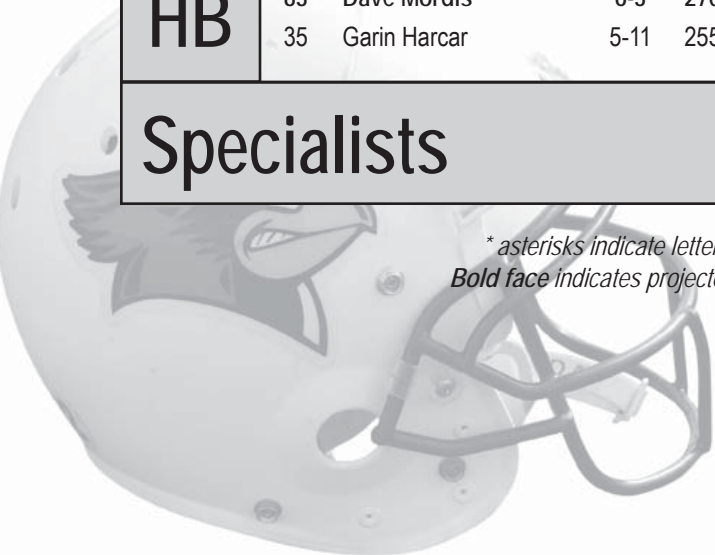
BAND OF BROTHERS

The 2006 Illinois State roster sports three sets of brothers. The Redbird family includes Cameron and Kyle Siskowic, Rafael and Cortes Rice and Dan and Nick Passarelli.

ILLINOIS STATE'S PROJECTED TWO-DEEP

| Offense | | | | | | Defense | | | | | |
|--------------------|----|---------------------|------|-----|------|------------|----|----------------------|------|-----|-----|
| WR | 81 | Laurént Robinson*** | 6-2 | 195 | Sr. | DE | 99 | James Stevenson III* | 6-3 | 250 | Jr. |
| | 86 | Jason Horton** | 6-0 | 185 | Jr. | | 93 | Adam Blankenship | 6-2 | 245 | So. |
| LT | 66 | Isaiah Wiggins** | 6-3 | 290 | Jr. | DT | 73 | Justin Martindale*** | 6-2 | 255 | Sr. |
| | 71 | Jeff Huntzinger* | 6-3 | 285 | Jr. | | 90 | Dan Simnick* | 6-2 | 260 | Jr. |
| LG | 69 | Joe Niklasch* | 6-4 | 280 | So. | DT | 94 | Jarek Thomas** | 6-3 | 275 | Jr. |
| | 65 | Billy Speiser | 6-5 | 295 | Jr. | | 97 | Kaschiev Hunter* | 6-2 | 290 | So. |
| C | 61 | Jonathan St-Pierre | 6-3 | 301 | So. | DE | 95 | Ronnie Tate* | 6-3 | 260 | Sr. |
| | 68 | Erik Madsen | 6-3 | 285 | So. | | 3 | Alex Filin*** | 6-4 | 220 | Sr. |
| RG | 75 | Janiah Downing*** | 6-3 | 310 | Sr. | SLB | 40 | Cameron Siskowic*** | 6-2 | 225 | Sr. |
| | 71 | Jeff Huntzinger* | 6-3 | 285 | Jr. | | 48 | Pat Cucci* | 6-1 | 240 | So. |
| RT | 78 | Brandon Joyce | 6-5 | 310 | Jr. | MLB | 44 | Niall Campbell*** | 6-2 | 230 | Sr. |
| | 71 | Jeff Huntzinger* | 6-3 | 285 | Jr. | | 59 | Bill Hronec** | 6-2 | 225 | Jr. |
| TE | 47 | Kedric Meredith* | 6-3 | 260 | So. | WLB | 6 | Kye Stewart** | 6-0 | 205 | Jr. |
| | 42 | Jeremy Joynt | 6-3 | 255 | Jr. | | 34 | Marques Hawkins* | 5-8 | 210 | Sr. |
| WR | 4 | Pierre Jackson** | 6-1 | 175 | Sr. | CB | 1 | Jesse Caesar** | 5-11 | 185 | Jr. |
| | 10 | Jake Rourke* | 6-3 | 185 | So. | | 23 | Lamont Lagrone* | 5-10 | 175 | Sr. |
| QB | 7 | Luke Drone** | 6-2 | 210 | Jr. | FS | 9 | Tom Nelson* | 6-0 | 195 | So. |
| | 12 | Kevin Brockway* | 6-4 | 225 | So. | | 31 | Jeremy Foster | 6-3 | 205 | So. |
| TB | 5 | Pierre Rembert* | 6-0 | 220 | Sr. | SS | 28 | James Temple*** | 6-0 | 210 | Sr. |
| | 2 | Rafael Rice* | 5-11 | 220 | Jr. | | 30 | Garry Roberts* | 6-2 | 210 | Jr. |
| HB | 83 | Dave Mordis** | 6-3 | 270 | Jr. | CB | 25 | Leon Kitrell*** | 5-9 | 165 | Sr. |
| | 35 | Garin Harcar | 5-11 | 255 | RFr. | | 37 | Jason Tate | 5-11 | 175 | Fr. |
| Specialists | | | | | | K | 36 | Kevin Mazur* | 5-10 | 195 | So. |
| | | | | | | | 19 | Bobby Kelsey* | 6-1 | 225 | So. |
| | | | | | | P | 19 | Bobby Kelsey* | 6-1 | 225 | So. |
| | | | | | | | 36 | Kevin Mazur* | 5-10 | 195 | So. |

* asterisks indicate letters earned
Bold face indicates projected starter



ILLINOIS STATE STARTER NOTES**REDBIRD OFFENSE**

| | | | |
|----|----|--|--|
| LT | 66 | Isaiah Wiggins** (Jr. • 6-3 • 290 • Chicago, Ill.) | Began playing the trumpet in elementary school and has been playing it for nine years. |
| LG | 69 | Joe Niklasch (So. • 6-4 • 280 • Hartland, Wis.) | An avid Packer fan who, during high school, worked as a janitor at local elementary school. |
| C | 61 | Jonathan St-Pierre (So. • 6-3 • 301 • Longueuil, Quebec) | A certified scuba diver who never had the time at Miami, but frequents the lakes of Quebec. |
| RG | 75 | Janiah Downing*** (Sr. • 6-3 • 310 • North Marion, Fla.) | The last three summers worked as a Preview guide, an orientation program for incoming ISU students. |
| RT | 78 | Brandon Joyce (Jr. • 6-5 • 310 • St. Charles, Mo.) | While in high school, appeared in the Sharpie commercial with Terrell Owens. |
| WR | 81 | Laurént Robinson*** (Sr. • 6-2 • 195 • Rockledge, Fla.) | For two years in high school, 10 people, all of which were family, lived in his four-bedroom house. |
| WR | 4 | Pierre Jackson** (Sr. • 6-1 • 175 • Chicago, Ill.) | Nicknamed "Jelly;" away from football likes to spend time with his 3-year-old daughter, Itali. |
| TE | 47 | Kedric Meredith* (So. • 6-3 • 260 • Peoria, Ill.) | For the last two years has been playing the bass guitar, but can't find the time to join a band. |
| QB | 7 | Luke Drone** (Jr. • 6-2 • 210 • Mt. Carmel, Ill.) | Selected for the 2006 NCAA Leadership Conference; 2006-07 SAAC Educational Outreach Coordinator. |
| RB | 5 | Pierre Rembert* (Sr. • 6-0 • 220 • Milwaukee, Wis.) | Eats McDonald's at least five times a week; favorite meal is a Big Mac with no pickles, no onions and extra sauce. |
| FB | 83 | Dave Mordis** (Jr. • 6-3 • 270 • Palos Park, Ill.) | Owns two dogs, a german shepherd and a shiba inu; enjoys riding around campus on his moped. |

REDBIRD DEFENSE

| | | | |
|-----|----|--|---|
| DE | 99 | James Stevenson III* (Jr. • 6-3 • 250 • Franklinville, N.J.) | Has been engaged for over a year; met his fiancé while attending Illinois. |
| DT | 73 | Justin Martindale*** (Sr. • 6-2 • 255 • Wadsworth, Ill.) | Loves to play with toys which are built for speed; owns a jet ski, four-wheeler and a motorcycle. |
| DT | 94 | Jarek Thomas** (Jr. • 6-3 • 275 • Orlando, Fla.) | Enjoys cooking, especially soul food, including his favorite dish – BBQ ribs and pork chops. |
| DE | 95 | Ronnie Tate* (Sr. • 6-3 • 260 • Glendale, Ariz.) | Spent his summer working an internship with the Bloomington-Normal Sports Commission. |
| WLB | 6 | Kye Stewart** (Jr. • 6-0 • 205 • Nashville, Tenn.) | A certified scuba diver, he has dove throughout the state of Florida with his dad, who is also certified. |
| MLB | 44 | Niall Campbell*** (Sr. • 6-2 • 230 • Lemont, Ill.) | After college will be focusing on a career in physical therapy. |
| SLB | 40 | Cameron Siskowic*** (Sr. • 6-2 • 225 • San Diego, Calif.) | A six-year cancer survivor that grew up surfing, snow boarding and wake boarding. |
| CB | 25 | Leon Kittrell*** (Sr. • 5-9 • 165 • Oak Creek, Wis.) | A world-class drummer who plays in two bands on campus – Blue Print and Soft Spoken. |
| FS | 9 | Tom Nelson* (So. • 6-0 • 195 • Arlington Heights, Ill.) | Likes to spend his off-weekends golfing with his dad, and favorite course is Rolling Green Country Club. |
| SS | 28 | James Temple*** (Sr. • 6-0 • 210 • Savannah, Ga.) | Has been playing the acoustic guitar for over a year and enjoys playing allegro music. |
| CB | 1 | Jesse Caesar** (Jr. • 5-11 • 185 • Rockledge, Fla.) | An avid artist who likes to draw particularly in pencil or pen. |

REDBIRD SPECIAL TEAMS

| | | | |
|----|----|---|--|
| PK | 36 | Kevin Mazur* (Fr. • 5-10 • 195 • Mt. Prospect, Ill.) | Fired a 23-under-par on Tiger Woods 2007, a Playstation 2 game, during fall camp. |
| KO | 19 | Bobby Kelsey* (Fr. • 6-1 • 225 • Channahon, Ill.) | Worked out this summer with former ISU punter Mike McCabe and Florida's Urban Meyer, a former ISU assistant. |
| P | 19 | Bobby Kelsey* (Fr. • 6-1 • 225 • Channahon, Ill.) | Worked out this summer with former ISU punter Mike McCabe and Florida's Urban Meyer, a former ISU assistant. |
| LS | 43 | Jake Weber*** (Sr. • 6-2 • 233 • Peoria, Ill.) | Interned over the summer with PricewaterhouseCoopers. |
| HD | 7 | Luke Drone** (Jr. • 6-2 • 210 • Mt. Carmel, Ill.) | Selected for the 2006 NCAA Leadership Conference; 2006-07 SAAC Educational Outreach Coordinator. |
| KR | 5 | Pierre Rembert* (Sr. • 6-0 • 220 • Milwaukee, Wis.) | Eats McDonald's at least five times a week; favorite meal is a Big Mac with no pickles, no onions and extra sauce. |
| | 9 | Tom Nelson* (So. • 6-0 • 195 • Arlington Heights, Ill.) | Likes to spend his off-weekends golfing with his dad, and favorite course is Rolling Green Country Club. |
| PR | 86 | Jason Horton** (Jr. • 6-0 • 185 • Bolingbrook, Ill.) | Played ice hockey during the seventh and eighth grade. |

ILLINOIS STATE'S ALPHABETICAL ROSTER

| No. | Name | Pos. | Ht. | Wt. | Yr. | Hometown (Last School) |
|-----|----------------------|------|------|-----|------|--|
| 27 | Alan Abrams | RB | 6-0 | 205 | Jr. | Orlando, Fla. (Mississippi) |
| 93 | Adam Blankenship | DL | 6-2 | 245 | So. | Tulsa, Okla. (Nebraska) |
| 22 | Geno Blow | RB | 5-11 | 190 | Fr. | Seabrook, Texas (Clear Lake) |
| 12 | Kevin Brockway* | QB | 6-4 | 225 | So. | Crystal Lake, Ill. (South) |
| 1 | Jesse Caesar** | DB | 5-11 | 185 | Jr. | Rockledge, Fla. (Rockledge) |
| 44 | Niall Campbell*** | LB | 6-2 | 230 | Sr. | Lemont, Ill. (Chicago Mt. Carmel) |
| 51 | Brennan Carroll | LB | 6-2 | 215 | So. | Hoffman Estates, Ill. (Hoffman Estates HS) |
| 48 | Pat Cucci* | LB | 6-1 | 240 | So. | Winter Springs, Fla. (Winter Springs) |
| 17 | Jared Dall | WR | 5-11 | 200 | Jr. | Arlington Heights, Ill. (Harper JC) |
| 75 | Janiah Downing*** | OL | 6-3 | 310 | Sr. | North Marion, Fla. (North Marion) |
| 7 | Luke Drone** | QB | 6-2 | 210 | Jr. | Mt. Carmel, Ill. (Mt. Carmel) |
| 16 | Preston Earl | QB | 6-2 | 210 | Fr. | Lincolnshire, Ill. (Stevenson) |
| 3 | Alex Filiin*** | DL | 6-4 | 220 | Sr. | Skokie, Ill. (Niles West) |
| 31 | Jeremy Foster | DB | 6-3 | 205 | So. | Bloomington, Ill. (University) |
| 14 | Tyler Funk | P/K | 6-0 | 165 | Fr. | Racine, Wis. (William Horlick) |
| 54 | Brent Gritton | LB | 6-2 | 225 | RFr. | Lincoln, Neb. (Lincoln East) |
| 35 | Garin Harcar | RB | 5-11 | 255 | RFr. | Grand Ridge, Ill. (Ottawa) |
| 34 | Marques Hawkins* | LB | 5-8 | 210 | Sr. | Chandler, Ariz. (Phoenix College) |
| 11 | Kelvyn Hemphill | DB | 6-2 | 175 | Fr. | San Antonio, Texas (O'Connor) |
| 86 | Jason Horton** | WR | 6-0 | 185 | Jr. | Bolingbrook, Ill. (Neuqua Valley) |
| 59 | Bill Hronec** | LB | 6-2 | 225 | Jr. | Evergreen Park, Ill. (Chicago Mt. Carmel) |
| 67 | Landon Humbles | OL | 6-4 | 285 | So. | Peoria, Ill. (Richwoods) |
| 97 | Kaschiev Hunter* | DL | 6-2 | 290 | So. | Marietta, Ga. (Harrison) |
| 71 | Jeff Huntzinger* | OL | 6-3 | 285 | Jr. | Tulsa, Okla. (Union) |
| 4 | Pierre Jackson** | WR | 6-1 | 175 | Sr. | Chicago, Ill. (Minnesota) |
| 13 | Kurt James | DB | 6-1 | 205 | So. | Elmhurst, Ill. (Immaculate Conception) |
| 78 | Brandon Joyce | OL | 6-5 | 310 | Jr. | St. Charles, Mo. (Indiana) |
| 42 | Jeremy Joynt | TE | 6-3 | 255 | Jr. | Emmetsburg, Iowa (Iowa Central CC) |
| 77 | Muhammad Kahlun | OL | 6-4 | 290 | RFr. | Garland, Texas (Lakeview Centennial) |
| 84 | Clint Keller | TE | 6-3 | 250 | Jr. | Lexington, Ky. (Paul Laurence Dunbar) |
| 19 | Bobby Kelsey* | K/P | 6-1 | 225 | So. | Channahon, Ill. (Providence Catholic) |
| 18 | Drew Kempe | WR | 6-3 | 205 | RFr. | Wheaton, Ill. (Wheaton North) |
| 25 | Leon Kittrell*** | DB | 5-9 | 165 | Sr. | Oak Creek, Wis. (Oak Creek) |
| 33 | Ansu Kpandeyenge* | RB | 5-10 | 200 | So. | Elgin, Ill. (Larkin) |
| 23 | Lamont Lagrone* | DB | 5-10 | 175 | Sr. | Houston, Texas (East Mississippi CC) |
| 68 | Erik Madsen | OL | 6-3 | 285 | So. | Bolingbrook, Ill. (Joliet Catholic) |
| 87 | Jermaine Malcolm | WR | 6-4 | 185 | Fr. | San Antonio, Texas (Holmes) |
| 73 | Justin Martindale*** | DL | 6-2 | 255 | Sr. | Wadsworth, Ill. (Warren Township) |
| 36 | Kevin Mazur* | K/P | 5-10 | 195 | So. | Mt. Prospect, Ill. (John Hersey) |
| 85 | Warren McCarty | WR | 6-4 | 200 | RFr. | Roscoe, Ill. (Hononegah) |
| 47 | Kedric Meredith* | FB | 6-3 | 260 | So. | Peoria, Ill. (Richwoods) |
| 83 | Dave Mordis** | TE | 6-3 | 270 | Jr. | Palos Park, Ill. (Stagg) |
| 9 | Tom Nelson* | DB | 6-0 | 195 | So. | Arlington Heights, Ill. (John Hersey) |
| 69 | Joe Niklasch* | OL | 6-4 | 280 | So. | Hartland, Wis. (Arrowhead) |
| 13 | Andrew Paschal | WR | 6-3 | 205 | So. | Largo, Fla. (Fl. Scott College) |
| 80 | Dan Passarelli** | WR | 5-11 | 190 | Jr. | Naperville, Ill. (Northern Illinois) |
| 21 | Nick Passarelli** | DB | 5-11 | 200 | Jr. | Naperville, Ill. (Central) |
| 62 | Mike Piton | DL | 6-2 | 255 | Fr. | Palos Hills, Ill. (Stagg) |
| 5 | Pierre Rembert* | RB | 6-0 | 220 | Sr. | Milwaukee, Wis. (Michigan) |
| 26 | Cortes Rice* | RB | 6-2 | 215 | So. | Los Alamitos, Calif. (Los Alamitos) |
| 2 | Rafael Rice* | RB | 5-11 | 220 | Jr. | Los Alamitos, Calif. (Fullerton JC) |
| 91 | Dave Rivas | DL | 6-3 | 230 | Fr. | Chicago, Ill. (Gordon Tech) |
| 30 | Garry Roberts* | DB | 6-2 | 210 | Jr. | Edna, Texas (Edna) |
| 81 | Laurént Robinson*** | WR | 6-2 | 195 | Sr. | Rockledge, Fla. (Rockledge) |
| 10 | Jake Rourke* | WR | 6-3 | 185 | So. | Chatham, Ill. (Glenwood) |
| 90 | Dan Simnick* | DL | 6-2 | 260 | Jr. | Naperville, Ill. (North) |
| 40 | Cameron Siskowic*** | LB | 6-2 | 225 | Sr. | San Diego, Calif. (Washington St.) |
| 45 | Kyle Siskowic | LB | 6-1 | 220 | RFr. | San Diego, Calif. (Clairemont) |
| 96 | Babatunde Soybo | DL | 6-5 | 220 | RFr. | Lagos, Nigeria (South Shore [Ill.]) |
| 60 | Tom Speer | DL | 6-4 | 215 | RFr. | Macomb, Ill. (Macomb) |
| 65 | Billy Speiser | OL | 6-5 | 295 | Jr. | Warrenton, Mo. (Iowa Central CC) |
| 99 | James Stevenson III* | DL | 6-3 | 250 | Jr. | Franklinville, N.J. (Illinois) |
| 6 | Kye Stewart** | LB | 6-0 | 205 | Jr. | Nashville, Tenn. (Pearl-Cohn) |
| 61 | Jonathan St-Pierre | OL | 6-3 | 301 | So. | Longueuil, Quebec (Miami (Fla.)) |
| 98 | Mike Strutz | DL | 6-3 | 230 | Fr. | Orland Park, Ill. (Carl Sandburg) |
| 37 | Jason Tate | DB | 5-11 | 175 | Fr. | Lake Mary, Fla. (Seminole) |
| 95 | Ronnie Tate* | DL | 6-3 | 260 | Sr. | Glendale, Ariz. (Glendale CC) |
| 28 | James Temple*** | DB | 6-0 | 210 | Sr. | Savannah, Ga. (Savannah) |
| 94 | Jarek Thomas** | DL | 6-3 | 275 | Jr. | Orlando, Fla. (Edgewater) |
| 43 | Jake Weber*** | LS | 6-2 | 235 | Sr. | Peoria, Ill. (Dunlap) |
| 41 | Dan Weiner | WR | 6-1 | 190 | Jr. | Chicago, Ill. (Palomar College) |
| 88 | Bert Whigham | TE | 6-4 | 230 | RFr. | Lake Mary, Fla. (Seminole) |
| 58 | Mark Whitaker* | LB | 6-1 | 210 | Jr. | Moline, Ill. (Drake) |
| 66 | Isaiah Wiggins** | OL | 6-3 | 290 | Jr. | Chicago, Ill. (Prosser) |
| 57 | Brandon Wilson | DL | 6-2 | 210 | Fr. | San Antonio, Texas (John Jay) |

NUMERICAL ROSTER

| No. | Name | Pos. | No. | Name | Pos. |
|-----|------------------|------|-----|--------------------|------|
| 1 | Jesse Caesar | DB | 45 | Kyle Siskowic | LB |
| 2 | Rafael Rice | RB | 47 | Kedric Meredith | FB |
| 3 | Alex Filiin | DL | 48 | Pat Cucci | LB |
| 4 | Pierre Jackson | WR | 51 | Brennan Carroll | LB |
| 5 | Pierre Rembert | RB | 54 | Brent Gritton | LB |
| 6 | Kye Stewart | LB | 57 | Brandon Wilson | DL |
| 7 | Luke Drone | QB | 58 | Mark Whitaker | LB |
| 9 | Tom Nelson | DB | 59 | Bill Hronec | LB |
| 10 | Jake Rourke | WR | 60 | Tom Speer | DL |
| 11 | Kelvyn Hemphill | DB | 61 | Jonathan St-Pierre | OL |
| 12 | Kevin Brockway | QB | 62 | Mike Piton | DL |
| 13 | Kurt James | DB | 65 | Billy Speiser | OL |
| 13 | Andrew Paschal | WR | 66 | Isaiah Wiggins | OL |
| 14 | Tyler Funk | K/P | 67 | Landon Humbles | OL |
| 16 | Preston Earl | QB | 68 | Erik Madsen | OL |
| 17 | Jared Dall | WR | 69 | Joe Niklasch | OL |
| 18 | Drew Kempe | WR | 71 | Jeff Huntzinger | OL |
| 19 | Bobby Kelsey | K/P | 73 | Justin Martindale | DL |
| 21 | Nick Passarelli | DB | 75 | Janiah Downing | OL |
| 22 | Geno Blow | RB | 77 | Muhammad Kahlun | OL |
| 23 | Lamont Lagrone | DB | 78 | Brandon Joyce | OL |
| 25 | Leon Kittrell | DB | 80 | Dan Passarelli | WR |
| 26 | Cortes Rice | RB | 81 | Laurént Robinson | WR |
| 27 | Alan Abrams | RB | 83 | Dave Mordis | TE |
| 28 | James Temple | DB | 84 | Clint Keller | TE |
| 30 | Garry Roberts | DB | 85 | Warren McCarty | WR |
| 31 | Jeremy Foster | DB | 86 | Jason Horton | WR |
| 33 | Ansu Kpandeyenge | RB | 87 | Jermaine Malcolm | WR |
| 34 | Marques Hawkins | LB | 88 | Bert Whigham | TE |
| 35 | Garin Harcar | FB | 90 | Dan Simnick | DL |
| 36 | Kevin Mazur | K/P | 91 | Dave Rivas | DL |
| 37 | Jason Tate | DB | 93 | Adam Blankenship | DL |
| 40 | Cameron Siskowic | LB | 94 | Jarek Thomas | DL |
| 41 | Dan Weiner | WR | 95 | Ronnie Tate | DL |
| 42 | Jeremy Joynt | TE | 96 | Babatunde Soybo | DL |
| 43 | Jake Weber | LS | 97 | Kaschiev Hunter | DL |
| 44 | Niall Campbell | LB | 98 | Mike Strutz | DL |
| | | | 99 | James Stevenson | DL |

PRONUNCIATIONS

| | |
|------------------|--------------------------------|
| Jesse Caesar | SEE-zahr |
| Niall Campbell | NILE |
| Pat Cucci | COO-chee |
| Luke Drone | rhymes with bone |
| Alex Filiin | FILL-in |
| Brent Gritton | GRIT-on |
| Garin Harcar | GARE-in HAR-car |
| Marques Hawkins | MAR-kuss |
| Bill Hronec | RON-ick |
| Kaschiev Hunter | ka-SHEEV |
| Muhammad Kahlun | ka-LOON |
| Greg Laffere | LA-fair |
| Lamont Lagrone | la-GROWN |
| Joe Niklasch | NICK-lash |
| Dan Passarelli | PASS-uh-rel-ee |
| Nick Passarelli | PASS-uh-rel-ee |
| Mike Piton | last name rhymes with "kitten" |
| Laurént Robinson | Loor-RAUNT |
| Cameron Siskowic | SIS-co-wick |
| Kyle Siskowic | SIS-co-wick |

ILLINOIS STATE'S SERIES HISTORY AGAINST SOUTHERN ILLINOIS

Southern Illinois leads 34-31-3

| | | | | | |
|------|--------|----|----|---|---|
| 1929 | 18-Oct | 0 | 6 | H | L |
| 1930 | 18-Oct | 0 | 39 | A | L |
| 1931 | 31-Oct | 14 | 0 | H | W |
| 1932 | 28-Oct | 21 | 6 | A | W |
| 1933 | 28-Oct | 12 | 0 | H | W |
| 1934 | 13-Oct | 6 | 14 | A | L |
| 1935 | 12-Oct | 13 | 0 | H | W |
| 1936 | 3-Oct | 0 | 6 | A | L |
| 1937 | 30-Oct | 13 | 6 | H | W |
| 1938 | 29-Oct | 6 | 0 | A | W |
| 1939 | 28-Oct | 14 | 7 | H | W |
| 1940 | 26-Oct | 25 | 6 | A | W |
| 1941 | 25-Oct | 18 | 0 | H | W |
| 1942 | 24-Oct | 7 | 0 | H | W |
| 1945 | 13-Oct | 19 | 33 | A | L |
| 1946 | 12-Oct | 7 | 13 | H | L |
| 1947 | 8-Nov | 6 | 6 | H | T |
| 1948 | 6-Nov | 48 | 0 | A | W |
| 1949 | 15-Oct | 35 | 0 | H | W |
| 1950 | 21-Oct | 14 | 14 | A | T |
| 1951 | 29-Sep | 20 | 0 | H | W |
| 1952 | 4-Oct | 20 | 27 | A | L |
| 1953 | 3-Oct | 27 | 20 | H | W |
| 1954 | 2-Oct | 7 | 2 | A | W |
| 1955 | 11-Nov | 14 | 28 | H | L |
| 1956 | 10-Nov | 27 | 13 | A | W |
| 1957 | 19-Oct | 21 | 28 | H | L |
| 1958 | 18-Oct | 21 | 8 | A | W |
| 1959 | 24-Oct | 8 | 19 | H | L |
| 1960 | 22-Oct | 6 | 30 | A | L |
| 1961 | 28-Oct | 14 | 34 | H | L |
| 1962 | 27-Oct | 0 | 14 | A | L |
| 1970 | 24-Oct | 24 | 45 | A | L |
| 1971 | 25-Sep | 9 | 10 | H | L |
| 1972 | 28-Oct | 10 | 7 | A | W |
| 1973 | 24-Nov | 10 | 8 | H | W |
| 1974 | 23-Nov | 31 | 16 | A | W |
| 1975 | 11-Oct | 17 | 17 | H | T |
| 1976 | 6-Nov | 3 | 17 | A | L |
| 1977 | 5-Nov | 17 | 23 | A | L |
| 1978 | 7-Oct | 0 | 26 | H | L |
| 1979 | 6-Oct | 0 | 7 | A | L |
| 1980 | 18-Oct | 0 | 42 | H | L |
| 1981 | 3-Oct | 3 | 14 | A | L |
| 1982 | 11-Sep | 0 | 16 | H | L |
| 1983 | 5-Nov | 26 | 28 | A | L |
| 1984 | 8-Sep | 35 | 7 | H | W |
| 1985 | 5-Oct | 0 | 21 | A | L |
| 1986 | 25-Oct | 3 | 20 | H | L |
| 1987 | 26-Sep | 7 | 38 | A | L |
| 1988 | 24-Sep | 23 | 24 | H | L |
| 1989 | 14-Oct | 21 | 17 | A | W |
| 1990 | 13-Oct | 27 | 3 | H | W |
| 1991 | 28-Sep | 11 | 14 | A | L |
| 1992 | 24-Oct | 35 | 11 | H | W |
| 1993 | 6-Nov | 34 | 16 | A | W |
| 1994 | 29-Oct | 38 | 17 | H | W |
| 1995 | 7-Oct | 11 | 14 | A | L |
| 1996 | 28-Sep | 35 | 38 | H | L |
| 1997 | 11-Oct | 29 | 31 | A | L |
| 1998 | 26-Sep | 41 | 38 | H | W |
| 1999 | 23-Oct | 55 | 48 | A | W |
| 2000 | 28-Oct | 27 | 17 | H | W |
| 2001 | 6-Oct | 17 | 23 | A | L |
| 2002 | 19-Oct | 35 | 14 | H | W |
| 2003 | 11-Oct | 17 | 45 | A | L |
| 2004 | 6-Nov | 14 | 41 | H | L |
| 2005 | 15-Oct | 61 | 35 | A | W |

Illinois State 61, #1 S. Illinois 35

October 15, 2005 • Carbondale, Ill. • McAndrew Stadium

Attendance: 11,381

▶ GAME SUMMARY

Redbirds Rout No. 1 Southern Illinois, 61-35

CARBONDALE, Ill. – Illinois State dazed No. 1 Southern Illinois with a 21-point first quarter, but it was ISU's 27 unanswered point response Saturday night at McAndrew Stadium that put the Salukis on the canvas for a 61-35 defeat, as the Redbirds posted their first knockout of a ranked opponent in nine games and their first win over the nation's top team since 1993.

The 61 tallies marked the most points by the 'Birds against SIU in the 68-game history of the series and the highest point total by Illinois State in a Gateway game. It was also the most points surrendered by the Salukis since 1999 when Indiana State defeated SIU, 66-45.

Fueled by a Redbird forced turnover, the ISU offense came out firing. The 'Birds scored on their first three possessions and put points on the scoreboard in six of their seven first half possessions. ISU jumped out to a 7-0 lead after sophomore Jesse Caesar forced the Redbird defense's 17th turnover of the season when he jarred the ball loose from Brent Little and sophomore Kye Stewart picked up the fumble, returning it 19 yards.

On the ensuing play, ISU's Luke Drone connected with Laurent Robinson in the middle of the field for a 23-yard gain. The catch gave Robinson 22 straight games with a catch, which is tied for the third longest string in ISU history. Brian Thompson finished the drive with a 2-yard touchdown run off the left end.

▶ SCORING SUMMARY

| SCOREBOARD | 1 | 2 | 3 | 4 | FINAL |
|-------------------------|----|----|----|----|-------|
| ILLINOIS STATE (4-3) | 21 | 17 | 17 | 6 | 61 |
| Southern Illinois (4-2) | 0 | 14 | 7 | 14 | 35 |

FIRST QUARTER

ILS – Thompson 1-yard run (Mazur kick), 11:51

ILS – Jackson 6-yard pass from Drone (Mazur kick), 8:52

ILS – Thompson 8-yard run (Mazur kick), 2:38

SECOND QUARTER

SIU – Whitlock 1-yard run (Cairns rush failed), 12:43

SIU – Little 25-yard pass from Sambursky (Sambursky rush), 9:03

ILS – Mazur 20-yard field goal, 3:31

ILS – Jackson 30-yard pass from Drone (Mazur kick), 1:24

ILS – Thompson 1-yard run (Mazur kick), :56

THIRD QUARTER

ILS – Thompson 30-yard run (Mazur kick), 12:10

ILS – Mazur 27-yard field goal, 8:16

SIU – Braden 4-yard pass from Sambursky (Coffin kick), 2:55

ILS – Robinson 60-yard pass from Drone (Mazur kick), :09

FOURTH QUARTER

ILS – Rembert 8-yard run (kick failed), 9:30

SIU – Hill 12-yard run (Coffin kick), 5:52

SIU – Jackson 1-yard run (Coffin kick), 2:12

▶ TEAM STATISTICS

| | ILS | SIU |
|------------------------|---------|---------|
| First Downs | 27 | 25 |
| Rushing Attempts-Yards | 41-275 | 36-158 |
| Passing | 23-29-0 | 24-39-1 |
| Passing Yards | 319 | 266 |
| Total Offense | 594 | 424 |
| Fumbles-Lost | 0-0 | 3-2 |
| Penalties-Yards | 10-114 | 9-62 |
| Time of Possession | 31:09 | 28:51 |

▶ INDIVIDUAL STATISTICS

RUSHING: (ILS) – Thompson 21-165, Rembert 12-87, Borzick 6-17, Drone 2-6. (SIU) – Whitlock 21-83, Hill 4-50, Sambursky 8-18, Jackson 3-7.

PASSING: (ILS) – Drone 23-29-0-319. (SIU) – Sambursky 16-28-1-180, Hill 8-11-0-86.

RECEIVING: (ILS) – Robinson 9-180, Jackson 5-70, Horton 3-12, Mordis 2-19, Thompson 1-22, Denley 1-12, Borzick 1-4, Kreger 1-0. (SIU) – Little 6-87, Allen 4-34, Jones 4-26, Kupec 2-26, Jackson 2-24, Whitlock 2-21, M. Turner 1-18, A. Turner 1-16, Beeler 1-9, Wise 1-5.

TACKLE LEADERS: (ILS) – Stewart 8-3-11, Siskowic 6-4-10, Caesar 6-3-9, Nelson 4-2-6. (SIU) – Johnson 7-2-9, Rinella 4-3-7, Jordan 4-2-6, Williams 4-2-6.



2006 GFC STANDINGS

| | GATEWAY | | | OVERALL | | |
|-----------------------|----------|----------|--------------|----------|----------|-------------|
| | W | L | PCT | W | L | PCT |
| Southern Illinois | 2 | 0 | 1.000 | 5 | 0 | 1.000 |
| Youngstown State | 2 | 0 | 1.000 | 5 | 1 | .833 |
| Illinois State | 1 | 0 | 1.000 | 4 | 1 | .800 |
| Northern Iowa | 1 | 0 | 1.000 | 3 | 2 | .600 |
| Western Kentucky | 1 | 1 | .500 | 2 | 3 | .400 |
| Western Illinois | 0 | 2 | .000 | 3 | 3 | .500 |
| Missouri State | 0 | 2 | .000 | 1 | 5 | .167 |
| Indiana State | 0 | 2 | .000 | 0 | 6 | .000 |

2006 PRESEASON POLL

| | |
|-------------------------|-----|
| 1. Northern Iowa (22) | 239 |
| 2. Youngstown State (7) | 208 |
| 3. Illinois State (2) | 190 |
| 4. Southern Illinois | 160 |
| 5. Western Kentucky (1) | 141 |
| 6. Western Illinois | 103 |
| 7. Missouri State | 79 |
| 8. Indiana State | 32 |

SCHOLAR-BALLER™

During the 2006 season, the players listed on the left will wear the patch (shown below) on their uniform to signify their scholar baller™ status.

ISU's 2005-06 Scholar Ballers™ (2.75 GPA or higher)

| | |
|---------------------|-------------------|
| Chance Allard # | Brian Arndt \$ |
| Tristian Borzick \$ | Mike Brewer |
| Kevin Brockway | Mike Calegari # |
| Niall Campbell | Brennan Carroll |
| Stephen Carroll # | Wally Cirafesi |
| Montel Conner \$ | Graham Corcoran # |
| Pat Cucci | Stafford Davis \$ |
| Jonathan Denley | Janiah Downing |
| Luke Drone \$ | Greg Faulkner # |
| Alex Filin | Eric Follmer |
| Barry Hartman | Marcus Hayden |
| Osrice Hayes # | Bill Hronec \$ |
| Pierre Jackson \$ | Kurt James |
| Muhammad Kahlun \$ | Kyle Korth \$ |
| Ansu Kpandeyenge # | Kevin Kreger |
| Anthony Kummer | Keith Lesniak # |
| Jonathan Lyon | Justin Martindale |
| Warren McCarty | Kedric Meredith |
| Matt Miglin | Tom Nelson# |
| Joe Niklasch | Nick Passarelli # |
| Jeremy Redic # | Rafael Rice |
| Laurént Robinson | William Rolle |
| Eyad Salem # | Dan Simnick |
| Cameron Siskowic \$ | Kyle Siskowic \$ |
| Babatunde Soyebó # | Mike Stegeman |
| Kye Stewart # | James Temple # |
| Jarek Thomas | Ryan Thorne # |
| Robert Tomei # | Tom Walters # |
| Jake Weber # | Dan Weiner # |
| Bert Whigham # | Mark Whitaker |
| Isaiah Wiggins | Sam Yeargin \$ |

indicates Spring 2006 only member; \$ indicates Fall 2005 only member

**2006 ILLINOIS STATE TEAM STATISTICS**

| TEAM STATISTICS | ISU | OPP | | | |
|-------------------------|------------|----------|-----|-----|-------|
| SCORING | 148 | 98 | | | |
| Points Per Game | 29.6 | 19.6 | | | |
| FIRST DOWNS | 98 | 73 | | | |
| Rushing | 48 | 31 | | | |
| Passing | 44 | 40 | | | |
| Penalty | 6 | 2 | | | |
| RUSHING YARDAGE | 758 | 494 | | | |
| Yards gained rushing | 866 | 589 | | | |
| Yards lost rushing | 108 | 95 | | | |
| Rushing Attempts | 205 | 158 | | | |
| Average Per Rush | 3.7 | 3.1 | | | |
| Average Per Game | 151.6 | 98.8 | | | |
| TDs Rushing | 9 | 2 | | | |
| PASSING YARDAGE | 1132 | 1074 | | | |
| Att-Comp-Int | 139-79-3 | 142-82-9 | | | |
| Average Per Pass | 8.1 | 7.6 | | | |
| Average Per Catch | 14.3 | 13.1 | | | |
| Average Per Game | 226.4 | 214.8 | | | |
| TDs Passing | 10 | 7 | | | |
| TOTAL OFFENSE | 1890 | 1568 | | | |
| Total Plays | 344 | 300 | | | |
| Average Per Play | 5.5 | 5.2 | | | |
| Average Per Game | 378.0 | 313.6 | | | |
| KICK RETURNS: #-YARDS | 18-313 | 19-398 | | | |
| PUNT RETURNS: #-YARDS | 6-49 | 5-106 | | | |
| INT RETURNS: #-YARDS | 9-101 | 3-12 | | | |
| KICK RETURN AVERAGE | 17.4 | 20.9 | | | |
| PUNT RETURN AVERAGE | 8.2 | 21.2 | | | |
| INT RETURN AVERAGE | 11.2 | 4.0 | | | |
| FUMBLES-LOST | 5-3 | 6-1 | | | |
| PENALTIES-YARDS | 24-217 | 28-241 | | | |
| Average Per Game | 43.4 | 48.2 | | | |
| PUNTS-YARDS | 19-720 | 20-689 | | | |
| Average Per Punt | 37.9 | 34.5 | | | |
| Net punt average | 29.2 | 31.0 | | | |
| TIME OF POSSESSION/GAME | 30:51 | 29:02 | | | |
| 3RD-DOWN CONVERSIONS | 37/73 | 29/69 | | | |
| 3rd-Down Pct | 51% | 42% | | | |
| 4TH-DOWN CONVERSIONS | 4/7 | 3/9 | | | |
| 4th-Down Pct | 57% | 33% | | | |
| SACKS BY-YARDS | 10-60 | 4-23 | | | |
| MISC YARDS | 0 | 0 | | | |
| TOUCHDOWNS SCORED | 19 | 11 | | | |
| FIELD GOALS-ATTEMPTS | 6-9 | 7-9 | | | |
| ON-SIDE KICKS | 0-1 | 0-0 | | | |
| RED-ZONE SCORES | 16-18 89% | 7-11 64% | | | |
| RED-ZONE TOUCHDOWNS | 11-18 61% | 2-11 18% | | | |
| PAT-ATTEMPTS | 16-16 100% | 9-10 90% | | | |
| ATTENDANCE | 22774 | 58986 | | | |
| Games/Avg Per Game | 2/11387 | 3/19662 | | | |
| Neutral Site Games | | 0/0 | | | |
| SCORE BY QUARTERS | 1st | 2nd | 3rd | 4th | Total |
| Illinois State | 10 | 50 | 41 | 47 | 148 |
| Opponents | 13 | 40 | 27 | 18 | 98 |

2006 ILLINOIS STATE INDIVIDUAL STATISTICS

| RUSHING | G | Att | Gain | Loss | Net | Avg | TD | Long | Avg/G |
|-----------------------|----------|------------|------------|------------|------------|------------|----------|-----------|--------------|
| Rembert,Pierre | 5 | 145 | 700 | 25 | 675 | 4.7 | 6 | 25 | 135.0 |
| Rice,Rafael | 5 | 27 | 118 | 2 | 116 | 4.3 | 2 | 24 | 23.2 |
| Robinson,Laurent | 3 | 1 | 5 | 0 | 5 | 5.0 | 0 | 5 | 1.7 |
| Blow,Geno | 3 | 4 | 3 | 0 | 3 | 0.8 | 0 | 2 | 1.0 |
| Drone,Luke | 5 | 22 | 40 | 45 | -5 | -0.2 | 1 | 11 | -1.0 |
| TEAM | 4 | 6 | 0 | 36 | -36 | -6.0 | 0 | 0 | -9.0 |
| Total..... | 5 | 205 | 866 | 108 | 758 | 3.7 | 9 | 25 | 151.6 |
| Opponents..... | 5 | 158 | 589 | 95 | 494 | 3.1 | 2 | 37 | 98.8 |

| PASSING | G | Effic | Att-Cmp-Int | Pct | Yds | TD | Lng | Avg/G |
|-----------------------|----------|---------------|-----------------|-------------|-------------|-----------|-----------|--------------|
| Drone,Luke | 5 | 144.67 | 79-139-3 | 56.8 | 1132 | 10 | 70 | 226.4 |
| Total..... | 5 | 144.67 | 79-139-3 | 56.8 | 1132 | 10 | 70 | 226.4 |
| Opponents..... | 5 | 124.87 | 82-142-9 | 57.7 | 1074 | 7 | 75 | 214.8 |

| RECEIVING | G | No. | Yds | Avg | TD | Long | Avg/G |
|-----------------------|----------|-----------|-------------|-------------|-----------|-----------|--------------|
| Jackson,Pierre | 5 | 23 | 411 | 17.9 | 3 | 70 | 82.2 |
| Robinson,Laurent | 3 | 17 | 246 | 14.5 | 4 | 47 | 82.0 |
| Horton,Jason | 5 | 11 | 134 | 12.2 | 1 | 41 | 26.8 |
| Rourke,Jake | 5 | 7 | 186 | 26.6 | 1 | 61 | 37.2 |
| Mordis,Dave | 5 | 7 | 63 | 9.0 | 0 | 18 | 12.6 |
| Passarelli,Dan | 5 | 6 | 64 | 10.7 | 0 | 29 | 12.8 |
| Rembert,Pierre | 5 | 6 | 23 | 3.8 | 0 | 14 | 4.6 |
| Harcar,Garin | 5 | 2 | 5 | 2.5 | 1 | 4 | 1.0 |
| Total..... | 5 | 79 | 1132 | 14.3 | 10 | 70 | 226.4 |
| Opponents..... | 5 | 82 | 1074 | 13.1 | 7 | 75 | 214.8 |

| PUNT RETURNS | No. | Yds | Avg | TD | Long |
|-----------------------|----------|------------|-------------|----------|-----------|
| Horton,Jason | 5 | 39 | 7.8 | 0 | 21 |
| Passarelli,Dan | 1 | 10 | 10.0 | 0 | 10 |
| Total..... | 6 | 49 | 8.2 | 0 | 21 |
| Opponents..... | 5 | 106 | 21.2 | 1 | 81 |

| INTERCEPTIONS | No. | Yds | Avg | TD | Long |
|-----------------------|----------|------------|-------------|----------|-----------|
| Nelson,Tom | 3 | 29 | 9.7 | 0 | 18 |
| Siskowic,Cameron | 1 | 1 | 1.0 | 0 | 1 |
| Caesar,Jesse | 1 | 0 | 0.0 | 0 | 0 |
| Tate,Jason | 1 | 12 | 12.0 | 0 | 7 |
| Kittrell,Leon | 1 | 26 | 26.0 | 0 | 26 |
| Temple,James | 1 | 32 | 32.0 | 0 | 32 |
| Thomas,Jarek | 1 | 1 | 1.0 | 0 | 1 |
| Total..... | 9 | 101 | 11.2 | 0 | 32 |
| Opponents..... | 3 | 12 | 4.0 | 0 | 12 |

| KICK RETURNS | No. | Yds | Avg | TD | Long |
|-----------------------|-----------|------------|-------------|----------|-----------|
| Nelson,Tom | 9 | 160 | 17.8 | 0 | 39 |
| Horton,Jason | 5 | 77 | 15.4 | 0 | 26 |
| Rembert,Pierre | 4 | 76 | 19.0 | 0 | 32 |
| Total..... | 18 | 313 | 17.4 | 0 | 39 |
| Opponents..... | 19 | 398 | 20.9 | 0 | 49 |

| FUMBLE RETURNS | No. | Yds | Avg | TD | Long |
|-----------------------|----------|----------|------------|----------|----------|
| Total..... | 0 | 0 | 0.0 | 0 | 0 |
| Opponents..... | 1 | 9 | 9.0 | 1 | 9 |

| SCORING | TD | FGs | PATs | | | | | | DXP | Saf | Points |
|-----------------------|-----------|------------|--------------|------------|----------|------------|----------|----------|----------|------------|--------|
| | | | Kick | Rush | Rcv | Pass | 1-1 | 2-2 | | | |
| Rembert,Pierre | 6 | 0-0 | 0-0 | 0-1 | 0 | 0-0 | 0 | 0 | 0 | 36 | |
| Mazur,Kevin | 0 | 6-8 | 16-16 | 0-0 | 0 | 0-0 | 0 | 0 | 0 | 34 | |
| Robinson,Laurent | 4 | 0-0 | 0-0 | 0-0 | 0 | 0-0 | 0 | 0 | 0 | 24 | |
| Jackson,Pierre | 3 | 0-0 | 0-0 | 0-0 | 0 | 0-0 | 0 | 0 | 0 | 18 | |
| Rice,Rafael | 2 | 0-0 | 0-0 | 0-0 | 0 | 0-0 | 0 | 0 | 0 | 12 | |
| Horton,Jason | 1 | 0-0 | 0-0 | 0-0 | 0 | 0-0 | 0 | 0 | 0 | 6 | |
| Drone,Luke | 1 | 0-0 | 0-0 | 0-1 | 0 | 0-1 | 0 | 0 | 0 | 6 | |
| Harcar,Garin | 1 | 0-0 | 0-0 | 0-0 | 0 | 0-0 | 0 | 0 | 0 | 6 | |
| Rourke,Jake | 1 | 0-0 | 0-0 | 0-0 | 0 | 0-0 | 0 | 0 | 0 | 6 | |
| Kelsey,Bobby | 0 | 0-1 | 0-0 | 0-0 | 0 | 0-0 | 0 | 0 | 0 | 0 | |
| Total..... | 19 | 6-9 | 16-16 | 0-2 | 0 | 0-1 | 0 | 0 | 0 | 148 | |
| Opponents..... | 11 | 7-9 | 9-10 | 0-0 | 1 | 1-1 | 0 | 0 | 0 | 98 | |

| TOTAL OFFENSE | G | Plays | Rush | Pass | Total | Avg/G |
|-----------------------|----------|------------|------------|-------------|-------------|--------------|
| Drone,Luke | 5 | 161 | -5 | 1132 | 1127 | 225.4 |
| Rembert,Pierre | 5 | 145 | 675 | 0 | 675 | 135.0 |
| Rice,Rafael | 5 | 27 | 116 | 0 | 116 | 23.2 |
| Robinson,Laurent | 3 | 1 | 5 | 0 | 5 | 1.7 |
| Blow,Geno | 3 | 4 | 3 | 0 | 3 | 1.0 |
| TEAM | 4 | 6 | -36 | 0 | -36 | -9.0 |
| Total..... | 5 | 344 | 758 | 1132 | 1890 | 378.0 |
| Opponents..... | 5 | 300 | 494 | 1074 | 1568 | 313.6 |

| FIELD GOALS | FGM-FGA | Pct | 01-19 | 20-29 | 30-39 | 40-49 | 50-99 | Lg | Blk |
|--------------|---------|------|-------|-------|-------|-------|-------|----|-----|
| Mazur,Kevin | 6-8 | 75.0 | 0-0 | 4-4 | 2-3 | 0-0 | 0-1 | 35 | 0 |
| Kelsey,Bobby | 0-1 | 0.0 | 0-0 | 0-0 | 0-0 | 0-1 | 0-0 | 0 | 0 |


| FG SEQUENCE | Illinois State | OPPONENTS |
|------------------|---------------------------|-------------------|
| Kansas State | (35) | 38,(52),(41),(30) |
| Central Arkansas | 49,(23),(25),37,(20),(35) | (31) |
| Eastern Illinois | (24) | (33) |
| Murray State | 50 | - |
| Western Kentucky | - | (37),(29),19 |

Numbers in (parentheses) indicate field goal was made.

| PUNTING | No. | Yds | Avg | Long | TB | FC | I20 | Blkd |
|-----------------------|-----------|------------|-------------|-----------|----------|----------|----------|----------|
| Kelsey,Bobby | 19 | 720 | 37.9 | 48 | 3 | 6 | 7 | 0 |
| Total..... | 19 | 720 | 37.9 | 48 | 3 | 6 | 7 | 0 |
| Opponents..... | 20 | 689 | 34.5 | 45 | 1 | 4 | 6 | 0 |

| KICKOFFS | No. | Yds | Avg | TB | OB | Retn | Net | YdLn |
|-----------------------|-----------|-------------|-------------|----------|----------|------------|-------------|-----------|
| Kelsey,Bobby | 29 | 1739 | 60.0 | 9 | 0 | 398 | 40.0 | 24 |
| Total..... | 29 | 1739 | 60.0 | 9 | 0 | 398 | 40.0 | 24 |
| Opponents..... | 23 | 1355 | 58.9 | 4 | 0 | 313 | 41.8 | 23 |

| ALL PURPOSE | G | Rush | Rec | PR | KOR | IR | Tot | Avg/G |
|-----------------------|----------|------------|-------------|------------|------------|------------|-------------|--------------|
| Rembert,Pierre | 5 | 675 | 23 | 0 | 76 | 0 | 774 | 154.8 |
| Jackson,Pierre | 5 | 0 | 411 | 0 | 0 | 0 | 411 | 82.2 |
| Robinson,Laurent | 3 | 5 | 246 | 0 | 0 | 0 | 251 | 83.7 |
| Horton,Jason | 5 | 0 | 134 | 39 | 77 | 0 | 250 | 50.0 |
| Nelson,Tom | 5 | 0 | 0 | 0 | 160 | 29 | 189 | 37.8 |
| Rourke,Jake | 5 | 0 | 186 | 0 | 0 | 0 | 186 | 37.2 |
| Rice,Rafael | 5 | 116 | 0 | 0 | 0 | 0 | 116 | 23.2 |
| Passarelli,Dan | 5 | 0 | 64 | 10 | 0 | 0 | 74 | 14.8 |
| Mordis,Dave | 5 | 0 | 63 | 0 | 0 | 0 | 63 | 12.6 |
| Temple,James | 5 | 0 | 0 | 0 | 0 | 32 | 32 | 6.4 |
| Kittrell,Leon | 5 | 0 | 0 | 0 | 0 | 26 | 26 | 5.2 |
| Tate,Jason | 5 | 0 | 0 | 0 | 0 | 12 | 12 | 2.4 |
| Harcar,Garin | 5 | 0 | 5 | 0 | 0 | 0 | 5 | 1.0 |
| Blow,Geno | 3 | 3 | 0 | 0 | 0 | 0 | 3 | 1.0 |
| Siskowic,Cameron | 5 | 0 | 0 | 0 | 0 | 1 | 1 | 0.2 |
| Thomas,Jarek | 5 | 0 | 0 | 0 | 0 | 1 | 1 | 0.2 |
| Drone,Luke | 5 | -5 | 0 | 0 | 0 | 0 | -5 | -1.0 |
| TEAM | 4 | -36 | 0 | 0 | 0 | 0 | -36 | -9.0 |
| Total..... | 5 | 758 | 1132 | 49 | 313 | 101 | 2353 | 470.6 |
| Opponents..... | 5 | 494 | 1074 | 106 | 398 | 12 | 2084 | 416.8 |



2006 ILLINOIS STATE DEFENSIVE STATISTICS

| DEFENSIVE LEADERS | GP | TACKLES | | | | | SACKS | | PASS DEF | | | FUMBLES | | BLKD | |
|-----------------------|----------|------------|------------|------------|-----------------|--------------|--------------|-----------|-----------|------------|----------|----------|----------|------|--|
| | | SOLO | AST | TOTAL | TFL/YDS | NO-YARDS | INT-YDS | BRUP | QBH | RCV-YDS | FF | KICK | SAF | | |
| 40 Siskowic,Cameron | 5 | 27 | 32 | 59 | 3.5-7 | 1.0-1 | 1-1 | . | 1 | . | 1 | . | . | | |
| 6 Stewart,Kye | 4 | 26 | 22 | 48 | 4.5-16 | 1.0-9 | . | . | . | . | . | . | . | | |
| 44 Campbell,Niall | 5 | 20 | 21 | 41 | 3.5-4 | . | . | 2 | . | . | 1 | . | . | | |
| 1 Caesar,Jesse | 5 | 18 | 6 | 24 | . | . | 1-0 | 2 | 1 | . | . | . | . | | |
| 25 Kittrell,Leon | 5 | 12 | 9 | 21 | . | . | 1-26 | 4 | . | . | . | . | . | | |
| 28 Temple,James | 5 | 5 | 12 | 17 | . | . | 1-32 | 2 | . | . | . | . | . | | |
| 94 Thomas,Jarek | 5 | 11 | 4 | 15 | 4.5-8 | 1.0-1 | 1-1 | . | 2 | . | . | . | . | | |
| 9 Nelson,Tom | 5 | 4 | 9 | 13 | . | . | 3-29 | 3 | . | . | . | . | . | | |
| 95 Tate,Ronnie | 5 | 10 | 3 | 13 | 3.5-22 | 2.0-19 | . | 3 | 6 | 1-0 | 1 | . | . | | |
| 73 Martindale,Justin | 5 | 6 | 7 | 13 | 2.5-14 | 1.0-6 | . | . | 3 | . | 1 | . | . | | |
| 3 Filin,Alex | 5 | 8 | 4 | 12 | 5.0-14 | 3.0-11 | . | . | 1 | . | 1 | . | . | | |
| 34 Hawkins,Marques | 4 | 3 | 7 | 10 | . | . | . | . | . | . | . | . | . | | |
| 37 Tate,Jason | 5 | 6 | 2 | 8 | 1.0-3 | . | 1-12 | . | . | . | . | . | . | | |
| 59 Hronec,Bill | 5 | 4 | 1 | 5 | 1.0-2 | . | . | . | . | . | . | . | . | | |
| 99 Stevenson,James | 5 | 1 | 3 | 4 | . | . | . | . | 2 | . | . | . | . | | |
| 30 Roberts,Garry | 5 | 1 | 2 | 3 | . | . | . | . | . | . | . | . | . | | |
| 48 Cucci,Pat | 5 | 2 | . | 2 | . | . | . | . | . | . | . | . | . | | |
| 83 Mordis,Dave | 5 | 2 | . | 2 | . | . | . | . | . | . | . | . | . | | |
| 90 Simnick,Dan | 5 | 1 | 1 | 2 | 1.0-1 | . | . | . | . | . | . | . | . | | |
| 93 Blankenship,Adam | 5 | 1 | 1 | 2 | 1.0-13 | 1.0-13 | . | . | 1 | . | . | . | . | | |
| 51 Carroll,Brennan | 3 | 1 | 1 | 2 | . | . | . | . | . | . | . | . | . | | |
| 97 Hunter,Kaschiev | 3 | 2 | . | 2 | . | . | . | . | . | . | . | . | . | | |
| 19 Kelsey,Bobby | 5 | 2 | . | 2 | . | . | . | . | . | . | . | . | . | | |
| 58 Whitaker,Mark | 5 | . | 1 | 1 | . | . | . | . | . | . | . | . | . | | |
| 43 Weber,Jake | 5 | . | 1 | 1 | . | . | . | . | . | . | . | . | . | | |
| 4 Jackson,Pierre | 5 | . | 1 | 1 | . | . | . | . | . | . | . | . | . | | |
| 57 Wilson,Brandon | 4 | . | 1 | 1 | . | . | . | . | . | . | . | . | . | | |
| <i>Total.....</i> | <i>5</i> | <i>173</i> | <i>151</i> | <i>324</i> | <i>31-104</i> | <i>10-60</i> | <i>9-101</i> | <i>16</i> | <i>17</i> | <i>1-0</i> | <i>5</i> | <i>.</i> | <i>.</i> | | |
| <i>Opponents.....</i> | <i>5</i> | <i>219</i> | <i>132</i> | <i>351</i> | <i>26.0-102</i> | <i>4-23</i> | <i>3-12</i> | <i>26</i> | <i>13</i> | <i>3-9</i> | <i>5</i> | <i>.</i> | <i>.</i> | | |



2006 GAME-BY-GAME INDIVIDUAL STATISTICS**Rushing (Att.-Yds.-TD)**

| Opp. | Abrams | Blow | C. Rice | R. Rice | Drone | Rembert |
|----------------|--------|-------|---------|---------|-----------|----------|
| at Kansas St. | dnp | dnp | dnp | 0-0-0 | 4-(-17)-0 | 29-105-0 |
| C. Arkansas | 0-0-0 | 0-0-0 | dnp | 7-30-0 | 2-1-0 | 27-139-0 |
| E. Illinois | dnp | 3-3-0 | dnp | 5-45-1 | 4-20-0 | 24-105-2 |
| at Murray St. | 0-0-0 | 1-0-0 | dnp | 8-15-0 | 6-(-11)-0 | 39-184-2 |
| at Western Ky. | 0-0-0 | dnp | dnp | 7-26-1 | 6-2-0 | 26-142-2 |
| S. Illinois | | | | | | |
| at W. Illinois | | | | | | |
| Y'stown St. | | | | | | |
| Missouri St. | | | | | | |
| at Indiana St. | | | | | | |
| at N. Iowa | | | | | | |

Passing (Comp.-Att.-Int.-Yds.-TD)

| Opp. | Brockway | Drone | Earl |
|----------------|----------|---------------|------|
| at Kansas St. | dnp | 24-38-1-253-3 | dnp |
| C. Arkansas | dnp | 16-38-0-228-1 | dnp |
| E. Illinois | dnp | 17-26-0-288-3 | dnp |
| at Murray St. | dnp | 10-20-2-159-2 | dnp |
| at Western Ky. | dnp | 12-17-0-204-1 | dnp |
| S. Illinois | | | |
| at W. Illinois | | | |
| Y'stown St. | | | |
| Missouri St. | | | |
| at Indiana St. | | | |
| at N. Iowa | | | |

Kicking Stats

| Opp. | Kelsey | | | Mazur | | |
|----------------|--------|---------|-----|-------|----------------------------|-----|
| | FG | FG Seq. | PAT | FG | FG Seq. | PAT |
| at Kansas St. | 0-0 | | 0-0 | 1-1 | (35) | 2-2 |
| C. Arkansas | 0-1 | 49 | 0-0 | 4-5 | (23), (25), 37, (20), (35) | 0-0 |
| E. Illinois | 0-0 | | 0-0 | 1-1 | (24) | 5-5 |
| at Murray St. | 0-0 | | 0-0 | 0-1 | 50 | 5-5 |
| at Western Ky. | 0-0 | | 0-0 | 0-0 | | 4-4 |
| S. Illinois | | | | | | |
| at W. Illinois | | | | | | |
| Y'stown St. | | | | | | |
| Missouri St. | | | | | | |
| at Indiana St. | | | | | | |
| at N. Iowa | | | | | | |

Punting


| Opp. | Kelsey (No.-Avg.-Long) | 50+ | I-20 | I-10 | I-5 |
|----------------|---------------------------|-----|------|------|-----|
| | | | | | |
| C. Arkansas | 6-37.5-46 | 0 | 2 | 2 | 1 |
| E. Illinois | 3-37.0-39 | 0 | 1 | 0 | 0 |
| at Murray St. | 3-34.7-43 | 0 | 2 | 0 | 0 |
| at Western Ky. | 3-45.3-48 | 0 | 1 | 1 | 1 |
| S. Illinois | | | | | |
| at W. Illinois | | | | | |
| Y'stown St. | | | | | |
| Missouri St. | | | | | |
| at Indiana St. | | | | | |
| at N. Iowa | | | | | |

Receivers (Rec.-Yards.-TD)

| | KSU | UCA | EIU | Murray | WKU | SIU | WIU | YSU | MSU | INS | UNI |
|----------------|--------|---------|---------|---------|--------|-----|-----|-----|-----|-----|-----|
| Horton | 3-21-0 | 4-31-0 | 3-77-1 | 0-0-0 | 1-5-0 | | | | | | |
| Jackson | 3-88-1 | 9-113-0 | 6-132-2 | 3-31-0 | 2-47-0 | | | | | | |
| Mordis | 4-31-0 | 1-18-0 | 0-0-0 | 0-0-0 | 2-14-0 | | | | | | |
| Passarelli, D. | 0-0-0 | 0-0-0 | 4-23-0 | 0-0-0 | 2-41-0 | | | | | | |
| Robinson | 9-77-2 | inj | inj | 6-121-2 | 2-48-0 | | | | | | |
| Rourke | 1-24-0 | 2-66-1 | 2-53-0 | 1-7-0 | 1-36-0 | | | | | | |

Defense (UT-AT-TT-TFL-FR-I-PBU-S)

| | KSU | UCA | EIU | Murray | WKU | SIU | WIU | YSU | MSU | INS | UNI |
|--------------|--------------------|--------------------|-------------------|-------------------|-------------------|-----|-----|-----|-----|-----|-----|
| Blankenship | 0-1-1-0-0-0-0 | 0-0-0-0-0-0-0 | 0-0-0-0-0-0-0 | 1-0-1-1-0-0-1 | 0-0-0-0-0-0-0 | | | | | | |
| Caesar | 1-0-1-0-0-0-0 | 3-1-4-0-0-0-0 | 6-5-11-0-0-1-0-0 | 6-0-6-0-0-1-0 | 2-0-2-0-0-0-1-0 | | | | | | |
| Campbell | 3-3-6-1-5-0-0-0-0 | 4-5-9-1-0-0-2-0 | 5-6-11-0-0-0-0-0 | 3-0-3-0-0-0-0-0 | 5-7-12-1-0-0-0-0 | | | | | | |
| Filin | 0-0-0-0-0-0-0-0 | 3-0-3-2-0-0-0-1 | 3-3-6-2-0-0-0-1 | 2-0-2-2-0-0-0-1 | 1-1-2-0-0-0-0-0 | | | | | | |
| Hawkins | 1-0-1-0-0-0-0-0 | dnp | 1-7-8-0-0-0-0-0 | 0-0-0-0-0-0-0-0 | 1-0-1-0-0-0-0-0 | | | | | | |
| Hronec | 3-0-3-1-0-0-0-0 | 0-1-1-0-0-0-0-0 | 1-0-1-0-0-0-0-0 | 0-0-0-0-0-0-0-0 | 0-0-0-0-0-0-0-0 | | | | | | |
| Kittrell | 2-3-5-0-0-0-1-0 | 4-1-5-0-0-0-0-0 | 1-2-3-0-0-0-0-0 | 3-0-3-0-0-1-1-0 | 2-3-5-0-0-0-2-0 | | | | | | |
| Martindale | 1-1-2-0-0-0-0-0 | 2-2-4-2-5-0-0-0-1 | 1-2-3-0-0-0-0-0 | 0-0-0-0-0-0-0-0 | 2-2-4-0-0-0-0-0 | | | | | | |
| Nelson | 0-0-0-0-0-2-1-0 | 1-1-2-0-0-1-1-0 | 1-1-2-0-0-0-1-0 | 0-0-0-0-0-0-0-0 | 2-7-9-0-0-0-0-0 | | | | | | |
| Simmick | 0-1-1-0-0-0-0-0 | 0-0-0-0-0-0-0-0 | 1-0-1-1-0-0-0-0 | 0-0-0-0-0-0-0-0 | 0-0-0-0-0-0-0-0 | | | | | | |
| Siskowic, C. | 8-7-15-1-0-0-0-1 | 2-6-8-2-5-0-0-0-0 | 7-15-22-0-0-0-0-0 | 5-0-5-0-0-1-0-0 | 5-4-9-0-0-0-0-0 | | | | | | |
| Stevenson | 0-0-0-0-0-0-0-0 | 0-0-0-0-0-0-0-0 | 0-1-1-0-0-0-0-0 | 1-0-1-0-0-0-0-0 | 0-2-2-0-0-0-0-0 | | | | | | |
| Stewart | 8-5-13-2-5-0-0-0-1 | 9-5-14-0-5-0-0-0-0 | inj | 7-2-9-0-5-0-0-0-0 | 2-10-12-1-0-0-0-0 | | | | | | |
| Tate, J. | 0-0-0-0-0-0-0-0 | 3-0-3-0-0-0-0-0 | 1-2-3-0-0-1-0-0 | 2-0-2-1-0-0-0-0 | 0-0-0-0-0-0-0-0 | | | | | | |
| Tate, R. | 2-0-2-0-0-0-2-0 | 2-2-4-1-5-0-0-1-0 | 0-1-1-0-0-0-0-0 | 4-0-4-1-1-0-0-1 | 2-0-2-1-0-0-0-1 | | | | | | |
| Temple | 1-2-3-0-0-0-0-0 | 1-0-1-0-0-0-2-0 | 1-7-8-0-0-1-0-0 | 0-1-1-0-0-0-0-0 | 2-2-4-0-0-0-0-0 | | | | | | |
| Thomas | 2-1-3-0-0-0-0-0 | 3-2-5-3-0-1-0-1 | 3-0-3-0-0-0-0-0 | 1-1-2-1-5-0-0-0-0 | 2-0-2-0-0-0-0-0 | | | | | | |



REDBIRD CAPTAINS

| Game | Redbird Captains |
|----------------|--|
| at Kansas St. | Campbell, Drone, Robinson, Temple |
| C. Arkansas | Kittrell, Martindale, R. Tate, Rembert |
| E. Illinois | Hawkins, Jackson, Martindale, Weber |
| at Murray St. | Campbell, Drone, Jackson, C. Siskowic |
| at Western Ky. | Campbell, Rembert, C. Siskowic, Temple |
| S. Illinois | |
| at W. Illinois | |
| Y'stown St. | |
| Missouri St. | |
| at Indiana St. | |
| at N. Iowa | |

GFC PLAYERS OF THE WEEK**OFFENSE**

Sept. 4 - Laurént Robinson (WR - 9 rec., 77 yds., 2 TDs)
 Sept. 24 - Pierre Rembert (RB - 184 yards, 2 TDs, 39 att.)

DEFENSE

Sept. 10 - Kye Stewart (LB - 14 tackles, 9 solo and .5 TFL)
 Sept. 17 - Cameron Siskowic (LB - 22 tackles, 1 FF, 1 QBH)

SPECIAL TEAMS

Sept. 10 - Kevin Mazur (K - 4 FGs from 23, 25, 20, 35)

OFFENSIVE LINE

Sept. 26 - Isaiah Wiggins (LT - 12 KDs, 0 Sacks, 87%)

NATIONAL PLAYERS OF THE WEEK**TSN DEFENSIVE PLAYER OF THE WEEK**

Sept. 18 - Cameron Siskowic (LB - 22 tackles, 1 FF, 1 QBH)

I-AA.org ALL-STAR


Sept. 18 - Cameron Siskowic (LB - 22 tackles, 1 FF, 1 QBH)

FOOTBALL GAZETTE PLAYER OF THE WEEK

Sept. 18 - Cameron Siskowic (LB - 22 tackles, 1 FF, 1 QBH)

2006 PLAYER PARTICIPATION

| | KSU | UCA | EIU | Murray | WKU | SIU | WIU | YSU | MSU | INS | UNI |
|---------------------|-------|-------|-------|--------|-------|-----|-----|-----|-----|-----|-----|
| Abrams, Alan | dnf | x | dnf | x | x | | | | | | |
| Blankenship, Adam | x | x | x | x | x | | | | | | |
| Blow, Geno | dnf | x | x | x | dnf | | | | | | |
| Bradbury, Brandon | dnf | x | inj | inj | inj | | | | | | |
| Caesar, Jesse | S-CB | S-CB | S-CB | S-CB | S-CB | | | | | | |
| Campbell, Niall | x | S-MLB | S-MLB | S-MLB | S-MLB | | | | | | |
| Carroll, Brennan | dnf | x | x | x | dnf | | | | | | |
| Cucci, Pat | S-SLB | x | x | x | x | | | | | | |
| Downing, Janiah | S-RG | S-RG | S-RG | S-RG | S-RG | | | | | | |
| Drone, Luke | S-QB | S-QB | S-QB | S-QB | S-QB | | | | | | |
| Filin, Alex | x | x | x | x | x | | | | | | |
| Harcar, Garin | x | x | x | x | x | | | | | | |
| Hawkins, Marques | x | dnf | S-WLB | x | x | | | | | | |
| Horton, Jason | x | S-WR | S-WR | x | x | | | | | | |
| Hronec, Bill | S-MLB | x | x | x | x | | | | | | |
| Hunter, Kaschiv | dnf | x | x | dnf | x | | | | | | |
| Huntzinger, Jeff | dnf | dnf | x | dnf | dnf | | | | | | |
| Jackson, Pierre | S-WR | S-WR | S-WR | S-WR | S-WR | | | | | | |
| Joyce, Brandon | dnf | x | S-RT | S-RT | S-RT | | | | | | |
| Joynt, Jeremy | x | x | S-TE | S-TE | x | | | | | | |
| Keller, Clint | x | x | x | x | x | | | | | | |
| Kelsey, Bobby | x | x | x | x | x | | | | | | |
| Kittrell, Leon | S-CB | S-CB | S-CB | S-CB | S-CB | | | | | | |
| Lagrone, Lamont | dnf | x | dnf | x | x | | | | | | |
| Lyon, Jonathan | S-RT | S-RT | inj | inj | inj | | | | | | |
| Madsen, Erik | S-C | S-C | S-C | S-C | dnf | | | | | | |
| Martindale, Justin | S-DT | S-DT | S-DT | S-DT | S-DT | | | | | | |
| Mazur, Kevin | x | x | x | x | x | | | | | | |
| McCarty, Warren | dnf | x | dnf | x | x | | | | | | |
| Meredith, Kedric | S-TE | S-TE | x | x | S-TE | | | | | | |
| Mordis, Dave | S-HB | S-HB | S-HB | S-HB | S-HB | | | | | | |
| Nelson, Tom | S-FS | S-FS | S-FS | S-FS | S-FS | | | | | | |
| Niklasch, Joe | S-LG | S-LG | S-LG | S-LG | S-LG | | | | | | |
| Passarelli, Dan | x | x | x | x | x | | | | | | |
| Rembert, Pierre | S-TB | S-TB | S-TB | S-TB | S-TB | | | | | | |
| Rice, Rafael | x | x | x | x | x | | | | | | |
| Roberts, Garry | x | x | x | x | x | | | | | | |
| Robinson, Laurént | S-WR | inj | inj | S-WR | S-WR | | | | | | |
| Rourke, Jake | x | x | x | x | x | | | | | | |
| Sheering, J.W. | dnf | x | dnf | dnf | dnf | | | | | | |
| Simnick, Dan | x | x | x | x | x | | | | | | |
| Siskowic, Cameron | x | S-SLB | S-SLB | S-SLB | S-SLB | | | | | | |
| Siskowic, Kyle | dnf | dnf | x | x | x | | | | | | |
| Soyebo, Babatunde | dnf | dnf | x | dnf | dnf | | | | | | |
| Speer, Tom | x | x | x | x | x | | | | | | |
| Speiser, Bill | x | x | x | x | dnf | | | | | | |
| Stevenson, James | S-DE | S-DE | S-DE | S-DE | S-DE | | | | | | |
| Stewart, Kye | S-WLB | S-WLB | inj | S-WLB | S-WLB | | | | | | |
| St-Pierre, Jonathan | dnf | x | x | x | S-C | | | | | | |
| Tate, Jason | x | x | x | x | x | | | | | | |
| Tate, Ronnie | S-DE | S-DE | S-DE | S-DE | S-DE | | | | | | |
| Temple, James | S-SS | S-SS | S-SS | S-SS | S-SS | | | | | | |
| Thomas, Jarek | S-DT | S-DT | S-DT | S-DT | S-DT | | | | | | |
| Weber, Jake | x | x | x | x | x | | | | | | |
| Whitaker, Mark | x | x | x | x | x | | | | | | |
| Wiggins, Isaiah | S-LT | S-LT | S-LT | S-LT | S-LT | | | | | | |
| Wilson, Brandon | dnf | x | x | x | x | | | | | | |



THE SPORTS NETWORK POLL

| Team (first place votes) | Pts. | Prv. Rank |
|-------------------------------|-------|-----------|
| 1. New Hampshire (88) | 2,704 | 1 |
| 2. Appalachian State (21) | 2,622 | 2 |
| 3. Montana | 2,401 | 4 |
| 4. Cal Poly | 2,325 | 5 |
| 5. Illinois State | 2,226 | 6 |
| 6. Youngstown State* | 2,076 | 8 |
| 7. Southern Illinois* | 2,022 | 9 |
| 8. Massachusetts | 1,893 | 10 |
| 9. North Dakota State | 1,859 | 11 |
| 10. Richmond | 1,703 | 7 |
| 11. Furman | 1,663 | 3 |
| 12. Hampton | 1,642 | 12 |
| 13. James Madison | 1,466 | 13 |
| 14. Northern Iowa* | 1,362 | 14 |
| 15. Harvard | 1,011 | 19 |
| 16. Eastern Illinois | 851 | 20 |
| 17. Tennessee-Martin | 819 | 22 |
| 18. UC Davis | 583 | 16 |
| 19. Central Connecticut State | 555 | 23 |
| 20. Alabama A&M | 548 | 24 |
| 21. San Diego | 457 | 25 |
| 22. Towson | 417 | 17 |
| 23. Maine | 400 | NR |
| 24. Princeton | 382 | NR |
| 25. Portland State | 340 | 15 |

*Gateway Football Conference member
 Illinois State opponent

THE CSN COACHES POLL

| Team (first place votes) | Pts. | Prv. Rank |
|-------------------------------|------|-----------|
| 1. New Hampshire (22) | 670 | 1 |
| 2. Appalachian State (5) | 652 | 2 |
| 3. Montana | 602 | 4 |
| 4. Cal Poly | 560 | 6 |
| 5. Illinois State | 556 | 5 |
| 6. Youngstown State* | 525 | 8 |
| 7. Southern Illinois* | 515 | 9 |
| 8. North Dakota State | 474 | 11 |
| 9. Massachusetts | 435 | 10 |
| 10. Hampton | 416 | 12 |
| 11. Richmond | 398 | 7 |
| 12. Furman | 377 | 3 |
| 13. James Madison | 369 | 14 |
| 14. Northern Iowa* | 351 | 13 |
| 15. Harvard | 250 | 18 |
| 16. Eastern Illinois | 241 | 20 |
| 17. Tennessee-Martin | 190 | NR |
| 18. Alabama A&M | 147 | 23 |
| 19. San Diego | 135 | 24 |
| 20. Central Connecticut State | 133 | 25 |
| 21. UC Davis | 126 | 16 |
| 22. Princeton | 114 | 22 |
| 23. Maine | 110 | NR |
| 24. Coastal Carolina | 97 | NR |
| 25. Towson | 67 | 17 |

*Gateway Football Conference member
 Illinois State opponent

REDBIRDS IN THE POLLS

| | TSN | CSN |
|--------|-----|---------|
| Week 1 | 9 | No Poll |
| Week 2 | 7 | 9 |
| Week 3 | 7 | 6 |
| Week 4 | 6 | 6 |
| Week 5 | 6 | 5 |
| Week 6 | 6 | 5 |

ILLINOIS STATE' SCORING DRIVES/PLAYS

| Qtr. | Opponent | Time | Scoring Play | Conversion | Plays-Yds. | TOP | Score |
|------|------------------|-------|----------------------------------|-------------|------------|-------|-------|
| 1 | Kansas State | 9:42 | Mazur 35-yard field goal | | 11-53 | 4:41 | 3-0 |
| 3 | Kansas State | 12:25 | Robinson 4-yard pass from Drone | Mazur kick | 7-86 | 2:35 | 10-10 |
| 4 | Kansas State | 12:35 | Robinson 2-yard pass from Drone | Mazur kick | 13-80 | 7:00 | 17-13 |
| 4 | Kansas State | 3:02 | Jackson 3-yard pass from Drone | Rush Failed | 11-47 | 5:23 | 23-24 |
| 2 | C. Arkansas | 14:12 | Mazur 23-yard field goal | | 13-83 | 2:26 | 3-0 |
| 2 | C. Arkansas | 10:04 | Mazur 25-yard field goal | | 7-34 | 2:11 | 6-0 |
| 3 | C. Arkansas | 12:18 | Rourke 61-yard pass from Drone | Pass Failed | 6-95 | 2:33 | 12-0 |
| 4 | C. Arkansas | 12:36 | Mazur 20-yard field goal | | 9-71 | 3:40 | 15-3 |
| 4 | C. Arkansas | 3:03 | Mazur 35-yard field goal | | 4-5 | 1:07 | 18-3 |
| 2 | Eastern Illinois | 12:48 | Rembert 1-yard run | Mazur kick | 8-80 | 2:47 | 7-10 |
| 2 | Eastern Illinois | 4:59 | Jackson 55-yard pass from Drone | Mazur kick | 3-73 | 1:08 | 14-16 |
| 2 | Eastern Illinois | 1:58 | Horton 41-yard pass from Drone | Rush Failed | 3-43 | 1:28 | 20-16 |
| 2 | Eastern Illinois | :17 | Mazur 24-yard field goal | | 4-1 | :54 | 23-16 |
| 3 | Eastern Illinois | 3:50 | Rembert 4-yard run | Mazur kick | 7-36 | 1:58 | 30-23 |
| 4 | Eastern Illinois | 12:49 | Jackson 4-yard pass from Drone | Mazur kick | 7-61 | 3:06 | 37-23 |
| 4 | Eastern Illinois | :35 | R. Rice 24-yard run | Mazur kick | 10-80 | 4:01 | 44-30 |
| 1 | Murray State | 3:41 | Drone 1-yard run | Mazur kick | 7-50 | 2:40 | 7-0 |
| 2 | Murray State | 12:56 | Rembert 4-yard run | Mazur kick | 7-75 | 2:52 | 14-0 |
| 3 | Murray State | 12:39 | Rembert 9-yard run | Mazur kick | 1-9 | :06 | 21-14 |
| 3 | Murray State | 8:12 | Robinson 26-yard pass from Drone | Mazur kick | 7-34 | 3:27 | 28-14 |
| 4 | Murray State | 9:57 | Robinson 6-yard pass from Drone | Mazur kick | 15-80 | 6:48 | 35-14 |
| 2 | Western Ky. | 14:01 | R. Rice 2-yard run | Mazur kick | 3-45 | 1:03 | 7-3 |
| 2 | Western Ky. | :22 | Harcar 1-yard pass from Drone | Mazur kick | 9-80 | 2:05 | 14-13 |
| 3 | Western Ky. | 10:38 | Rembert 13-yard run | Mazur kick | 9-78 | 4:15 | 21-13 |
| 4 | Western Ky. | 10:40 | Rembert 2-yard run | Mazur kick | 13-80 | 7:321 | 28-27 |

OPPONENT SCORING DRIVES/PLAYS

| Qtr. | Opponent | Time | Scoring Play | Conversion | Plays-Yds. | TOP | Score |
|------|------------------|-------|-----------------------------------|----------------|------------|------|-------|
| 2 | Kansas State | 4:54 | Snodgrass 52-yard field goal | | 13-59 | 4:52 | 3-3 |
| 2 | Kansas State | 1:55 | Figurs 81-yard punt return | Snodgrass kick | | | 3-10 |
| 3 | Kansas State | 4:35 | Snodgrass 41-yard field goal | | 7-10 | 3:28 | 10-13 |
| 4 | Kansas State | 8:36 | Snodgrass 30-yard field goal | | 10-45 | 3:50 | 17-16 |
| 4 | Kansas State | 8:25 | Garvin 9-yard fumble recovery | Norwood catch | | | 17-24 |
| 3 | Central Arkansas | 1:25 | Paul 31-yard field goal | | 8-73 | 3:49 | 12-3 |
| 1 | Eastern Illinois | 7:58 | Webb 4-yard run | Yates kick | 10-64 | 4:42 | 0-7 |
| 1 | Eastern Illinois | :43 | Yates 33-yard field goal | | 8-14 | 3:51 | 0-10 |
| 2 | Eastern Illinois | 6:19 | Rucker 28-yard pass from Donato | Kick Failed | 5-53 | 1:49 | 7-16 |
| 3 | Eastern Illinois | 10:50 | Rucker 19-yard pass from Donato | Yates kick | 8-46 | 3:55 | 23-23 |
| 4 | Eastern Illinois | 4:43 | Voss 11-yard pass from Donato | Yates kick | 9-39 | 3:36 | 30-37 |
| 2 | Murray State | 7:10 | Woods 75-yard pass from Barnard | Crass kick | 1-75 | :30 | 7-14 |
| 2 | Murray State | :22 | Harper 7-yard pass from Barnard | Crass kick | 8-60 | 1:30 | 14-14 |
| 1 | Western Ky. | 6:13 | James 37-yard field goal | | 6-26 | 3:36 | 0-3 |
| 2 | Western Ky. | 11:56 | Hamilton 24-yard pass from Haddix | James kick | 4-80 | 1:56 | 7-10 |
| 2 | Western Ky. | 2:38 | James 29-yard field goal | | 14-60 | 7:54 | 7-13 |
| 3 | Western Ky. | 8:10 | Moore 1-yard run | James kick | 5-42 | 2:14 | 21-20 |
| 3 | Western Ky. | 3:11 | Hamilton 45-yard pass from Haddix | James kick | 6-80 | 2:36 | 21-27 |

NATIONAL RANKINGS

| Team Statistics | Rank | Avg. |
|-------------------------|------|--------|
| Rushing Offense | 48 | 151.60 |
| Passing Offense | 21 | 226.40 |
| Total Offense | 19 | 378.00 |
| Scoring Offense | 20 | 29.60 |
| Rushing Defense | 14 | 98.80 |
| Pass Efficiency Defense | 56 | 124.82 |
| Total Defense | 44 | 313.60 |
| Scoring Defense | 33 | 19.60 |
| Net Punting | 91 | 29.16 |
| Punt Returns | 66 | 8.17 |
| Kickoff Returns | 86 | 17.39 |
| Turnover Margin | †21 | .80 |
| Pass Defense | 88 | 214.80 |
| Passing Efficiency | 20 | 144.63 |
| Sacks | 39 | 2.00 |
| Tackles for Loss | 39 | 6.20 |
| Sacks Allowed | 8 | .80 |

Individual Statistics in the Top 20

| | | |
|----------------------------------|-----|--------|
| Pierre Rembert - Rushing | 5 | 135.00 |
| Luke Drone - Passing Efficiency | 18 | 144.67 |
| Luke Drone - Total Offense | 18 | 225.40 |
| Tom Nelson - Interceptions | †13 | .60 |
| Kevin Mazur - Field Goals | 17 | 1.20 |
| Pierre Rembert - All Purpose | 9 | 154.80 |
| Kye Stewart - Total Tackles | 4 | 12.00 |
| Cameron Siskowic - Total Tackles | 5 | 11.80 |

TOP FIVE UNDER JOHNSON

Here is a top five list of ISU players that have passed for 300 yards or rushed or caught 100 yards in Denver Johnson's tenure:

100-Yard Rushing Games (45)

| |
|--|
| 272. Pierre Rembert at Missouri State (11/5/05) |
| 239. Sha-Ron Edwards at Missouri State (11/8/03) |
| 233. Sha-Ron Edwards vs. Western Ky. (10/18/03) |
| 222. Brian Thompson vs. Y'stown State (10/23/04) |
| 210. Quincy Washington vs. Quincy (9/7/02) |

300-Yard Passing Games (11)

| |
|--|
| 440. Luke Drone vs. Indiana State (11/12/05) |
| 385. Mike Souza at Illinois (9/6/03) |
| 372. Yance Vaughan at Minnesota (9/11/04) |
| 350. Kevin Glenn vs. Missouri State (11/18/00) |
| 348. Yance Vaughan at Indiana State (10/2/04) |

100-Yard Receiving Games (22)

| |
|---|
| 292. Laurént Robinson vs. Indiana State (11/12/05) |
| 243. Laurént Robinson vs. Northern Iowa (10/22/05) |
| 243. Dwayne Smith at Illinois (9/6/03) |
| 183. Vito Golson vs. Northern Iowa (10/27/01) |
| 180. Laurént Robinson at Southern Illinois (10/15/05) |

ISU LONG PLAYS

Plays of 20 or more yards from scrimmage ...

| | ISU | Opp. |
|----------------|-----|------|
| at Kansas St. | 3 | 2 |
| C. Arkansas | 3 | 5 |
| E. Illinois | 5 | 1 |
| at Murray St. | 2 | 3 |
| at Western Ky. | 6 | 7 |
| S. Illinois | | |
| at W. Illinois | | |
| Y'stown St. | | |
| Missouri St. | | |
| at Indiana St. | | |
| at N. Iowa | | |



THE REDBIRDS' RECORD WHEN

| | 2006 | DJ Era* |
|--------------------------------------|------|---------|
| Playing at home | 2-0 | 24-13 |
| Playing on the road | 2-1 | 12-23 |
| Playing on a neutral field | 0-0 | 0-0 |
| Playing at night | 4-1 | 15-10 |
| Playing during the day | 0-0 | 21-26 |
| ISU scores on first possession | 0-1 | 16-5 |
| Opponent scores on first possession | 1-0 | 10-17 |
| ISU scores first | 2-1 | 20-8 |
| Opponent scores first | 2-0 | 15-27 |
| ISU leads after the 1st quarter | 1-1 | 17-8 |
| Opponent leads after 1st quarter | 2-0 | 9-23 |
| ISU leads at halftime | 3-0 | 23-8 |
| Opponent leads at halftime | 0-1 | 8-26 |
| ISU leads after 3rd quarter | 3-0 | 24-6 |
| Opponent leads after 3rd quarter | 1-1 | 9-29 |
| Game goes into overtime | 0-0 | 1-2 |
| ISU has more total yards | 3-1 | 28-15 |
| Opponent has more total yards | 1-0 | 7-22 |
| ISU has more rushing yards | 2-1 | 27-13 |
| Opponent has more rushing yards | 2-0 | 8-24 |
| ISU has more passing yards | 1-1 | 24-20 |
| Opponent has more passing yards | 3-0 | 11-16 |
| ISU has more turnovers | 1-0 | 11-23 |
| Opponent has more turnovers | 3-0 | 19-8 |
| Teams have equal turnovers | 0-0 | 5-5 |
| ISU has more penalties | 2-0 | 18-17 |
| Opponent has more penalties | 2-1 | 14-18 |
| ISU has more time of possession | 1-1 | 19-15 |
| Opponent has more time of possession | 3-0 | 15-22 |
| ISU has 100-yard rusher | 4-1 | 29-15 |
| Opponent has 100-yard rusher | 2-0 | 14-21 |
| ISU scores at least 20 points | 3-1 | 31-17 |
| Opponent scores at least 20 points | 2-1 | 14-33 |
| ISU throws for 300 yards | 0-0 | 8-5 |
| Opponent throws for 300 yards | 0-0 | 1-10 |
| Playing on natural grass | 0-0 | 2-7 |
| Playing on artificial surface | 4-1 | 32-31 |
| ISU defense scores | 0-0 | 7-5 |
| Opponent defense scores | 0-0 | 2-11 |
| ISU returns KO/Punt for TD | 0-0 | 1-0 |
| Opponent returns KO/Punt for TD | 0-1 | 2-3 |

*Denotes the Denver Johnson era (2000-present)

THE LAST TIME IT HAPPENED

ILLINOIS STATE INDIVIDUAL

| | |
|-----------------------------------|---|
| Rushed for 100 yards | 142, Pierre Rembert at Western Kentucky, 10-7-06 |
| Rushed for 200 yards | 272, Pierre Rembert at Missouri State, 11-5-05 |
| Passed for 200 yards | 204, Luke Drone at Western Kentucky, 10-7-06 |
| Passed for 300 yards | 440, Luke Drone vs. Indiana State, 11-12-05 |
| Passed for 400 yards | 440, Luke Drone vs. Indiana State, 11-12-05 |
| Had 10 receptions | 14, Laurént Robinson vs. Indiana State, 11-12-05 |
| Had 100 yards receiving | 121, Laurént Robinson at Murray State, 9-23-06 |
| Returned a punt for a TD | Joe Walkins (52 yards) vs. Y'stown St., 10-23-04 |
| Returned a kickoff for a TD | LaShawn Bullock (97 yards) vs. Y'stown St., 10-23-04 |
| Returned an interception for a TD | Kye Stewart (21 yards) vs. Western Kentucky, 10-8-05 |
| Returned a fumble for a TD | James Temple (56 yards) vs. Western Kentucky, 10-8-05 |
| Returned a blocked FG for a TD | Armando Andrade (85 yards) vs. W. Va. Tech, 8-31-00 |
| Returned a blocked punt for a TD | Justin Frierson (28 yards) vs. Prairie View A&M, 10-21-00 |
| Rushed for three touchdowns | 3, Cortes Rice vs. Indiana State, 11-12-05 |
| Threw three touchdown passes | 3, Luke Drone vs. Eastern Illinois, 9-16-06 |
| Caught three touchdown passes | 3, Laurént Robinson vs. Indiana State, 11-12-05 |
| Kicked three field goals | 4, Kevin Mazur vs. Central Arkansas, 9-9-06 |
| Had a 70-yard run from scrimmage | 70, Demetrus Johnson vs. Saint Xavier, 9-2-04 |
| Had a 70-yard pass completion | 88, Luke Drone to Pierre Jackson at Kansas St., 9-2-06 |
| Had 20 tackles | 22, Cameron Siskowic vs. Eastern Illinois, 9-16-06 |
| Had 50-yard field goal | 50, Stephen Carroll at S. Illinois, 10-14-03 |
| Had a 70-yard punt | 70, Ryan Hoffman vs. Y'stown St., 10-23-04 |

ILLINOIS STATE TEAM

| | |
|--|---|
| 400 yards rushing | 405 vs. Youngstown State, 11-14-98 |
| 300 yards rushing | 341 at Missouri State, 11-5-05 |
| 400 yards passing | 440 vs. Indiana State, 11-12-05 |
| 300 yards passing | 440 vs. Indiana State, 11-12-05 |
| 500 yards total offense | 708 vs. Indiana State, 11-12-05 |
| 30 first downs | 35 vs. Indiana State, 11-12-05 |
| 50 points | 70 vs. Indiana State, 11-12-05 |
| Scored a safety | at Youngstown State (sacked punter), 10-25-03 |
| Posted a shutout | Illinois State 42, Murray State 0, 9-24-05 |
| Held an opponent under 100 yards rushing | 28 at Murray State, 9-23-06 |
| Held an opponent under 100 yards passing | 99 vs. Indiana State, 11-12-05 |
| Held an opponent under 200 total yards | 135 vs. Murray State, 9-24-05 |
| Held an opponent under 100 total yards | 87 vs. Lincoln, 9-1-84 |
| Blocked a punt | at Northern Iowa, 11-13-04 |
| Blocked a field goal | vs. Drake, 9-10-05 |
| Blocked an extra point attempt | vs. Drake, 9-10-05 |

OPPONENT INDIVIDUAL

| | |
|-----------------------------------|---|
| Rushed for 100 yards | 148, Lerron Moore, Western Kentucky, 10-7-06 |
| Rushed for 200 yards | 207, Julian Reese, Indiana State, 11-10-01 |
| Passed for 200 yards | 291, Justin Haddix, Western Kentucky, 10-7-06 |
| Passed for 300 yards | 314, Bret Meyer, Iowa State, 9-3-05 |
| Passed for 400 yards | 460, A.J. Porter, Missouri State, 11-8-03 |
| Had 10 receptions | 10, Jeff Hewitt, Missouri State, 11-18-00 |
| Had 100 yards receiving | 173, Curtis Hamilton, Western Kentucky, 10-7-06 |
| Returned a punt for a TD | 81, Yamon Figurs, Kansas State, 9-2-06 |
| Returned a kickoff for a TD | Steven Rush (100 yards), Missouri State, 10-9-04 |
| Returned an interception for a TD | Fred Miller (32 yards), Eastern Illinois, 9-20-03 |
| Returned a fumble for a TD | 9, Byron Garwin at Kansas State, 9-2-05 |
| Returned a blocked FG for a TD | Travis Williams (66 yards), Illinois, 9-6-03 |
| Returned a blocked punt for a TD | Jason Newell (5 yards), Southern Illinois, 10-6-01 |
| Rushed for three touchdowns | 3, Andre Forte, Indiana State, 11-12-05 |
| Threw three touchdown passes | 3, Mike Donato, Eastern Illinois, 9-16-06 |
| Caught three touchdown passes | 4, Steven Rush, Missouri State, 11-8-03 |
| Kicked three field goals | 3, Chris James, Western Kentucky, 10-8-05 |
| Had a 70-yard run from scrimmage | 80, Laurence Maroney, Minnesota, 9-11-04 |
| Had a 70-yard pass completion | 75, Zach Barnard to Dante Woods, Murray State 9-23-06 |
| Had 20 tackles | 21, Ian Dominelli, Youngstown State, 10-30-99 |
| Had 50-yard field goal | 52, Jeff Snodgrass at Kansas State, 9-2-06 |
| Had a 70-yard punt | 74, Jim Hannula, Northern Illinois, 9-30-78 |

OPPONENT TEAM

| | |
|----------------------------------|---------------------------------|
| 400 yards rushing | 474, Western Kentucky, 11-3-01 |
| 300 yards rushing | 303, Minnesota, 9-11-04 |
| 400 yards passing | 460, Missouri State, 11-8-03 |
| 300 yards passing | 314, Iowa State, 9-3-05 |
| 500 yards total offense | 504, Western Illinois, 10-29-05 |
| 30 first downs | 32, UNLV, 9-27-97 |
| 50 points | 58, Western Kentucky, 11-3-01 |
| Scored a safety | Iowa State, 9-3-05 |
| Posted a shutout | Florida Atlantic, 11-20-04 |
| Held ISU under 100 yards rushing | 93, Kansas State, 9-2-06 |
| Held ISU under 100 yards passing | 53, Drake, 8-28-03 |
| Held ISU under 200 total yards | 198, Youngstown State, 11-9-02 |
| Held ISU under 100 total yards | 94, Central State, 9-9-89 |
| Blocked a punt | Drake, 9-10-05 |
| Blocked a field goal | Western Kentucky, 10-8-05 |
| Blocked an extra point attempt | South Florida, 10-16-99 |

Kansas St. 24, #9 Illinois State 23

September 2, 2006 • Manhattan, Kan. • Snyder Family Stadium
Attendance: 47,250

► **GAME SUMMARY**

ISU Gives K-State a Scare, But Falls 24-23

MANHATTAN, Kan. – Heading into Saturday's football season opener against Kansas State, the Illinois State Redbirds were determined to give their Division I counterparts a tough game. That is certainly what the Wildcats received from the Redbirds, as a failed two-point conversion with 3:02 left in the fourth quarter left the 'Birds a point short and ISU was defeated 24-23 in front of 47,250 fans at the newly dedicated Bill Snyder Family Stadium.



GAME 1

On the first play from scrimmage, ISU safety Tom Nelson intercepted a long pass from KSU quarterback Dylan Meier and put the Redbirds on offense. The 'Birds took full advantage of the early turnover as Kevin Mazur capped off a 11-play, 53 yard scoring drive with a 35-yard field goal to give the Redbirds a 3-0 lead with 9:42 left in the first quarter.

KSU kicker Jeff Snodgrass connected on a 52-yard field goal to tie the score at 3-3 with 4:54 left in the half. The Wildcats then continued to impress on special teams, as Yamon Figs returned a Bobby Kelsey punt 81 yards for a touchdown to give KSU a 10-3 lead with just under two minutes remaining in the half.

After receiving the kickoff to start the second half, Luke Drone connected with Pierre Jackson on a 70-yard strike down the sideline to put the 'Birds on the Kansas State six-yard line. Two plays later, Drone found Laurent Robinson in the end zone for a four-yard touchdown pass to tie the score at 10-10.

KSU would answer with 4:35 left in the quarter to re-take the lead 13-10, as Snodgrass connected on his second field goal of the game, this time from 41 yards out. The score would stay that way until the fourth quarter when Drone and Robinson hooked up on their second touchdown pass to put the Redbirds up 17-13. KSU then cut the ISU lead to one 17-16 on Snodgrass' third field goal of the game with 8:36 left to go.

On the ensuing kickoff, however, ISU's Jason Horton fumbled on the return and KSU's Byron Garvin returned the fumble nine yards to put the Wildcats up 24-17. The Redbirds would not go away, though, as Drone then led his team to an 11-play, 47-yard scoring drive that culminated in a three-yard touchdown pass to Jackson to cut the lead to 24-23. Head coach Denver Johnson then made the call to go for the two-point conversion, but Drone was unable to break the plane on the quarterback draw.

► **SCORING SUMMARY**

| SCOREBOARD | 1 | 2 | 3 | 4 | FINAL |
|----------------------|---|----|---|----|-------|
| ILLINOIS STATE (0-1) | 3 | 0 | 7 | 13 | 23 |
| Kansas State (1-0) | 0 | 10 | 3 | 11 | 24 |

FIRST QUARTER

ISU – Mazur 35-yard field goal, 9:24

SECOND QUARTER

KSU – Snodgrass 52-yard field goal, 4:54

KSU – Figs 81-yard punt return (Snodgrass kick), 1:55

THIRD QUARTER

ISU – Robinson 4-yard pass from Drone (Mazur kick), 12:25

KSU – Snodgrass 41-yard field goal, 4:35

FOURTH QUARTER

ISU – Robinson 2-yard pass from Drone (Mazur kick), 12:35

KSU – Snodgrass 30-yard field goal, 8:36

KSU – Garvin 9-yard fumble recovery (Norwood pass from Meier), 8:45

ISU – Jackson 3-yard pass from Drone (rush failed), 3:02

► **TEAM STATISTICS**

| | ISU | KSU |
|------------------------|---------|---------|
| First Downs | 20 | 13 |
| Rushing Attempts-Yards | 34-93 | 28-44 |
| Passing | 24-38-1 | 15-26-2 |
| Passing Yards | 253 | 163 |
| Total Offense | 346 | 207 |
| Fumbles-Lost | 1-1 | 1-0 |
| Penalties-Yards | 1-7 | 5-49 |
| Time of Possession | 34:11 | 25:49 |

► **INDIVIDUAL STATISTICS**

RUSHING: (ISU) – Rembert 29-105, Robinson 1-5, Drone 4-(-17). (KSU) – Alsup 14-26, Patton 7-22, Johnson 4-10, Team 1-(-4), Meier 2-(-10).

PASSING: (ISU) – Drone 24-38-1-253. (KSU) – Meier 15-26-2-163.

RECEIVING: (ISU) – Robinson 9-77, Mordis 4-31, Rembert 4-12, Jackson 3-88, Horton 3-21, Rourke 1-24. (KSU) – Norwood 5-53, Nelson 4-62, Figs 2-16, Mastrud 1-13, Patton 1-7, Alsup 1-7, Moreira 1-5.

TACKLE LEADERS: (ISU) – Siskowic 8-7-15, Stewart 8-5-13, Campbell 3-3-6, Kittrell 2-3-5, Hronec 3-0-3. (KSU) – Archer 5-8-13, Diles 6-4-10, McKinney 8-1-9, Campbell 8-0-8, Erker 2-5-7.

#7 Illinois State 18, C. Arkansas 3

September 9, 2006 • Normal, Ill. • Hancock Stadium
Attendance: 10,262

► **GAME SUMMARY**

'Birds Defense Holds UCA Without a TD in 18-3 Win

NORMAL, Ill. – On a rainy night in the home opener at Hancock Stadium, the Redbird defense shined bright as they did not allow a Central Arkansas touchdown and picked off two passes in a 18-3 victory over Bears in front of 10,262.



GAME 2

The Bears found it extremely hard to run or pass against the 'Birds as junior linebacker Kye Stewart set a career high 14 tackles to lead the team, junior defensive tackle Jarek Thomas recorded three tackles-for-loss and junior free safety Tom Nelson picked off his third pass of the season.

While the defense was close to perfect, holding the Bears to just three points and 63 yards rushing, the offense received strong performances from its receiving core that played without injured All-American wide receiver Laurent Robinson. In Robinson's absence, junior Pierre Jackson shouldered the load, hauling in career highs with 9 receptions for 113 yards and sophomore Jake Rourke hauled in his first career touchdown catch from junior quarterback Luke Drone, who went 16-38 on the night for 228 yards.

The Redbirds got on the board first with a pair of field goals in the first five minutes of the second quarter off the leg of sophomore kicker Kevin Mazur. The Mt. Prospect, Ill., native put the 'Birds up 3-0, following a 23-yard field goal, capping off a 13-play, 83-yard drive at the 14:12 mark. After a quick three-and-out by Central Arkansas, ISU marched 44 yards down the field in seven plays before Mazur booted a 25-yard field goal with 10:04 remaining in the first half to put the Redbirds up 6-0.

The 'Birds quickly scored their lone touchdown just over two minutes into the second half on a 61-yard touchdown strike from Drone to Rourke.

The Bears threatened to get the 12-0 deficit within a touchdown later in the third quarter, but had to settle for a 31-yard field goal by James Paul with 1:25 left.

The Redbirds answered the Bears with a 9-play, 71-yard drive of their own taking 3:40 off the clock. The drive resulted in Mazur's third field goal of the day, this time from 20 yards out, pushing ISU's lead back up to 15-3.

Mazur finished the scoring for the 'Birds, putting them up 18-3 with his fourth field goal at 3:03 left in the fourth quarter. Mazur's fourth field goal of the night set a new career high for a game and tied a Hancock Stadium record.

► **SCORING SUMMARY**

| SCOREBOARD | 1 | 2 | 3 | 4 | FINAL |
|------------------------|---|---|---|---|-------|
| Central Arkansas (1-1) | 0 | 0 | 3 | 0 | 3 |
| ILLINOIS STATE (1-1) | 0 | 6 | 6 | 6 | 18 |

SECOND QUARTER

ISU – Mazur 23-yard field goal, 14:12

ISU – Mazur 25-yard field goal, 10:04

THIRD QUARTER

ISU – Rourke 61-yard pass from Drone (Drone pass failed), 12:18

UCA – Paul 31-yard field goal, 1:25

FOURTH QUARTER

ISU – Mazur 20-yard field goal, 12:36

ISU – Mazur 35-yard field goal, 3:03

► **TEAM STATISTICS**

| | UCA | ISU |
|------------------------|---------|---------|
| First Downs | 9 | 17 |
| Rushing Attempts-Yards | 29-63 | 37-168 |
| Passing | 18-34-2 | 16-38-0 |
| Passing Yards | 256 | 228 |
| Total Offense | 319 | 396 |
| Fumbles-Lost | 0-0 | 0-0 |
| Penalties-Yards | 6-48 | 7-66 |
| Time of Possession | 31:43 | 28:17 |

► **INDIVIDUAL STATISTICS**

RUSHING: (UCA) – Brown 15-36, Ceasar 4-24, Park 7-5, Grimes 3-(-2). (ISU) – Rembert 27-139, R. Rice 7-30, Drone 2-1, Team 1-(-2).

PASSING: (UCA) – Park 18-34-2-256. (ISU) – Drone 16-38-0-228.

RECEIVING: (UCA) – Fairouz 8-146, Robinson 3-62, Twilley 2-10, Logan 1-28, Winston 1-9, Brown 1-3, Kenemer 1-1, Kinard 1-(-3). (ISU) – Jackson 9-113, Horton 4-31, Rourke 2-66, Mordis 1-18.

TACKLE LEADERS: (UCA) – Maxfield 5-6-11, Johnson 7-3-10, Jackson 7-1-8, Hamilton 6-17, Brown 5-1-6. (ISU) – Stewart 9-5-14, Campbell 4-5-9, Siskowic 2-6-8, Kittrell 4-1-5, Thomas 3-2-5.

#7 Illinois St. 44, #18 E. Illinois 30

September 16, 2006 • Normal, Ill. • Hancock Stadium
Attendance: 12,512

► **GAME SUMMARY**

Redbirds Win Fourth Straight Over Eastern Illinois

NORMAL, Ill. – The football game between No. 7 Illinois State and No. 18 Eastern Illinois was the 94th meeting between the two schools and also marked the first time in which both schools had been ranked going into the game. For the fourth year in a row, the Redbirds came away with a win as the 'Birds came from behind to defeat the Panthers, 44-30, in front of 12,512 fans at Hancock Stadium.



GAME 3

Eastern Illinois jumped out to an early lead, driving 64 yards on 10 plays to score the first points of the day. Running back Vincent Webb capped off the drive with a four-yard touchdown run to give the Panthers a 6-0 advantage and a Zach Yates extra point extended the lead to 7-0 with 7:58 left in first quarter. Yates added a 33-yard field goal with 43 seconds left in the first quarter to extend EIU's lead to 10-0.

The two teams exchanged touchdowns to make the score 16-7, after Yates missed point after attempt. However, 16 unanswered second quarter points gave the Redbirds a 23-16 lead at the intermission.

In their first drive of the second half, the Panthers tied the game at 23-23, but on the Redbirds' third interception of the day, this time by Jesse Caesar, ISU regained the lead on Rembert's second touchdown run. Mazur's PAT conversion then widened the lead to seven points at 30-23 with 3:50 left in the third quarter.

The seven-point lead would hold until the fourth quarter when Drone connected with Jackson on their second touchdown pass of the game, this time a four-yard completion, to widen the ISU lead to 37-23.

► **SCORING SUMMARY**

| SCOREBOARD | 1 | 2 | 3 | 4 | FINAL |
|------------------------|----|----|---|----|-------|
| Eastern Illinois (1-2) | 10 | 6 | 7 | 7 | 30 |
| ILLINOIS STATE (2-1) | 0 | 23 | 7 | 14 | 44 |

FIRST QUARTER

EIU – Webb 4-yard run (Yates kick), 7:58

EIU – Yates 33-yard field goal, :43

SECOND QUARTER

ISU – Rembert 1-yard run (Mazur kick), 12:48

EIU – Rucker 28-yard pass from Donato (kick failed), 6:19

ISU – Jackson 55-yard pass from Drone (Mazur kick), 4:59

ISU – Horton 41-yard pass from Drone (rush failed), 1:58

ISU – Mazur 24-yard field goal, :17

THIRD QUARTER

EIU – Rucker 19-yard pass from Donato (Yates kick), 10:50

ISU – Rembert 4-yard run (Mazur kick), 3:50

FOURTH QUARTER

ISU – Jackson 4-yard pass from Drone (Mazur kick), 12:49

EIU – Voss 11-yard pass from Donato (Yates kick), 4:43

ISU – Rice 24-yard run (Mazur kick), :35

► **TEAM STATISTICS**

| | EIU | ISU |
|------------------------|---------|---------|
| First Downs | 20 | 21 |
| Rushing Attempts-Yards | 45-185 | 38-144 |
| Passing | 13-28-3 | 17-26-0 |
| Passing Yards | 141 | 288 |
| Total Offense | 326 | 432 |
| Fumbles-Lost | 1-0 | 2-1 |
| Penalties-Yards | 7-65 | 5-29 |
| Time of Possession | 32:46 | 27:14 |

► **INDIVIDUAL STATISTICS**

RUSHING: (EIU) – Webb 24-107, Smith 15-65, Donato 4-20, Rucker 1-0, Stinson 1-(-7). (ISU) – Rembert 24-105, R. Rice 5-45, Drone 4-20, Blow 3-3, Team 2-(-29).

PASSING: (EIU) – Donato 13-28-3-141. (ISU) – Drone 17-26-0-288.

RECEIVING: (EIU) – Mogley 4-36, Rucker 3-56, Voss 2-23, Webb 2-6, Smith 1-13, Kesler 1-7. (ISU) – Jackson 6-132, D. Passarelli 4-23, Horton 3-77, Rourke 2-53, Harcar 1-4, Rembert 1-(-1).

TACKLE LEADERS: (EIU) – Thomas 4-6-10, Burge 2-8-10, Brown 3-3-6, Seymour 5-0-5, Sams 5-0-5. (ISU) – C. Siskowic 7-15-22, Caesar 6-5-11, Campbell 5-6-11, Hawkins 1-7-8, Temple 1-7-8.

#6 Illinois State 35, Murray St. 14

September 23, 2006 • Murray, Ky. • Roy Stewart Stadium
Attendance: 4,075

► GAME SUMMARY

Rembert, Redbirds Outrun Racers

MURRAY, Ky. – Illinois State senior running back Pierre Rembert totaled 184 yards and two touchdowns on a career-high 39 carries to pace the Redbirds to a 35-14 non-conference victory over Murray State Saturday night.

With the game tied at the half 14-14, the Redbird defense made an immediate impact to begin the third quarter, as Ronnie Tate forced a Barnes fumble and then recovered the ball on the Murray State 9-yard line. On the very next play, Rembert dashed nine yards for his second touchdown run of the day to put the Redbirds up 20-14 and Mazur tacked on the extra point to make the score 21-14 with 12:39 left to play in the third quarter.

On the next Racer possession, Leon Kittrell intercepted the first pass of his career to give ISU the ball back. The 'Birds would take advantage of the turnover once again, as Drone connected with Robinson for a 26-yard touchdown pass and Mazur's fourth PAT conversion gave ISU a 14-point advantage at 28-14. The touchdown reception was the 25th of Laurént Robinson's career, extending his school record in that category.

In the fourth quarter, Drone and Robinson connected on their second touchdown reception of the game and the ISU lead jumped out to three touchdowns. Mazur's PAT conversion widened the lead to 35-14 with 9:57 left in the game. The score would stay the way for the remainder, and the Redbirds came away with a 35-14 victory over the Racers. The win marked the sixth straight ISU victory over an OVC opponent.



► SCORING SUMMARY

| SCOREBOARD | 1 | 2 | 3 | 4 | FINAL |
|----------------------|---|----|----|---|-------|
| ILLINOIS STATE (3-1) | 7 | 7 | 14 | 7 | 35 |
| Murray State (1-3) | 0 | 14 | 0 | 0 | 14 |

FIRST QUARTER

ISU – Drone 1-yard run (Mazur kick), 3:41

SECOND QUARTER

ISU – Rembert 4-yard run (Mazur kick), 12:56

MSU – Woods 75-yard pass from Barnard (Crass kick), 7:10

MSU – Harper 7-yard pass from Barnard (Crass kick), :22

THIRD QUARTER

ISU – Rembert 9-yard run (Mazur kick), 12:39

ISU – Robinson 26-yard pass from Drone (Mazur kick), 8:12

FOURTH QUARTER

ISU – Robinson 6-yard pass from Drone (Mazur kick), 9:57

► TEAM STATISTICS

| | ISU | MSU |
|------------------------|---------|---------|
| First Downs | 21 | 10 |
| Rushing Attempts-Yards | 55-186 | 23-28 |
| Passing | 10-20-2 | 17-28-2 |
| Passing Yards | 159 | 223 |
| Total Offense | 345 | 251 |
| Fumbles-Lost | 1-0 | 2-1 |
| Penalties-Yards | 7-75 | 4-32 |
| Time of Possession | 37:45 | 22:15 |

► INDIVIDUAL STATISTICS

RUSHING: (ISU) – Rembert 39-184, R. Rice 8-15, Blow 1-0, Team 1-(-2), Drone 6-(-11). (MSU) – Cook 15-51, Woods 1-2, Jordan 2-0, Barnard 5-(-25).

PASSING: (ISU) – Drone 10-20-2-159. (MSU) – Barnard 17-28-2-223.

RECEIVING: (ISU) – Robinson 6-121, Jackson 3-31, Rourke 1-7. (MSU) – Harper 7-78, Eiland 5-52, Cook 3-10, Woods 2-83.

TACKLE LEADERS: (ISU) – Stewart 7-2-9, Caesar 6-0-6, C. Siskowic 5-0-5, R. Tate 4-0-4, Kittrell 3-0-3. (MSU) – Webber 15-0-15, Williams 4-5-9, Spinks 8-0-8, Butler 6-2-8, Roach 6-0-6.

#6 Illinois State 28, Western Ky. 27

October 7, 2006 • Bowling Green, Ky. • L.T. Smith Stadium
Attendance: 7,661

► GAME SUMMARY

No. 6 Redbirds Open Gateway Play with 28-27 Win at WKU

BOWLING GREEN, Ky. – Heading into Saturday's Gateway Football Conference opener at Western Kentucky, the No. 6 ranked Illinois State Redbirds were looking break a streak of five consecutive losses to the Hilltoppers. After five lead changes between the two squads, the Redbirds (4-1, 1-0 GFC) did just that and defeated WKU (2-3, 0-1 GFC), 28-27, at J.T. Smith Stadium.

Once again the game was decided by a field goal, but this time it was WKU's Chris James bouncing a 19-yard field goal off the left upright with 4:03 left in the game and paving the way for a Redbird victory.

Leading 14-13, the Redbirds came out and put up a quick score in the second half, driving 78 yards on nine plays taking 4:15 off the clock. Pierre Rembert scored the go-ahead touchdown from 12 yards out, his fifth rushing touchdown of the season, to put ISU up 20-13 with 10:38 left in the third quarter. Mazur's extra point conversion would then gave the 'Birds an 8-point lead at 21-13.

On their next possession, the Hilltoppers answered with a touchdown of their own, courtesy of a one-yard touchdown run by Lerron Moore to cut the ISU lead to two and after the extra point conversion, the score was 21-20 in favor of ISU. WKU would later take the lead with 3:11 left in the third quarter on a 45-yard touchdown pass from Haddix to Hamilton. Following the extra point, the Hilltoppers lead was six points at 27-21.

In the fourth quarter, the Redbirds regained the lead on a 2-yard touchdown run by Rembert, his second of the game, and tied the score at 27-27. Mazur's extra point would then put ISU up by one at 28-27, the fifth lead change of the game, with 10:40 left in the game.

After James missed an 19-yard field goal off the left upright, the Redbirds got the ball back with 4:03 left in the game and the 'Birds ran out the clock to secure the 28-27 victory. Rembert finished the game with 142 yards on 26 carries and two touchdowns while Drone was 12-of-17 for 204 yards.



► SCORING SUMMARY

| SCOREBOARD | 1 | 2 | 3 | 4 | FINAL |
|------------------------|---|----|----|---|-------|
| ILLINOIS STATE (4-1) | 0 | 14 | 7 | 7 | 28 |
| Western Kentucky (2-3) | 3 | 10 | 14 | 0 | 27 |

FIRST QUARTER

WKU – James 37-yard field goal, 6:13

SECOND QUARTER

ISU – R. Rice 2-yard run (Mazur kick), 14:01

WKU – Hamilton 24-yard pass from Haddix (James kick), 11:56

WKU – James 29-yard field goal, 2:38

ISU – Harcar 1-yard pass from Drone (Mazur kick), :22

THIRD QUARTER

ISU – Rembert 13-yard run (Mazur kick), 10:38

WKU – Moore 1-yard run (James kick), 8:10

WKU – Hamilton 45-yard pass from Haddix (James kick), 3:11

FOURTH QUARTER

ISU – Rembert 2-yard run (Mazur kick), 10:40

► TEAM STATISTICS

| | ISU | WKU |
|------------------------|---------|---------|
| First Downs | 19 | 21 |
| Rushing Attempts-Yards | 41-167 | 33-174 |
| Passing | 12-17-0 | 19-26-0 |
| Passing Yards | 204 | 291 |
| Total Offense | 371 | 465 |
| Fumbles-Lost | 0-0 | 0-0 |
| Penalties-Yards | 4-40 | 6-47 |
| Time of Possession | 27:10 | 32:50 |

► INDIVIDUAL STATISTICS

RUSHING: (ISU) – Rembert 26-142, R. Rice 7-26, Drone 2-(-3). (WKU) – Moore 25-148, Haddix 5-18, Hamilton 1-5, Hayden 2-3.

PASSING: (ISU) – Drone 12-17-0-204. (WKU) – Haddix 19-26-0-291.

RECEIVING: (ISU) – Robinson 2-48, Jackson 2-47, D. Passarelli 2-41, Mordis 2-14, Rourke 1-36, Rembert 1-12, Horton 1-5, Harcar 1-1. (WKU) – Hamilton 9-173, Gaebler 5-84, Moore 3-34, Brunemann 1-0, Johnson 1-0.

TACKLE LEADERS: (ISU) – Campbell 5-7-12, Stewart 2-10-12, C. Siskowic 5-4-9, Nelson 2-7-9, Kittrell 2-3-5. (WKU) – Rumph 4-5-9, Hedges 6-2-8, Boyd 2-6-8, Etheridge 4-1-5, Caldwell 3-2-5.

2006 ILLINOIS STATE OPPONENTS' SCHEDULES AND RESULTS

KANSAS STATE WILDCATS
(4-2, 1-1 Big 12)

| | | |
|-----|-------------------|----------|
| S2 | #9 ILLINOIS STATE | W, 24-23 |
| S9 | FLORIDA ATLANTIC | W, 45-0 |
| S16 | MARSHALL | W, 23-7 |
| S23 | #8 LOUISVILLE | L, 6-24 |
| S30 | at Baylor* | L, 3-17 |
| O7 | OKLAHOMA STATE* | W, 31-27 |
| O14 | #20 NEBRASKA* | TBA |
| O21 | at #21 Missouri* | TBA |
| O28 | IOWA STATE* | TBA |
| N4 | at Colorado* | TBA |
| N11 | #6 TEXAS* | TBA |
| N18 | at Kansas* | TBA |

CENTRAL ARKANSAS BEARS
(4-2, 1-0 SLC)

| | | |
|-----|-----------------------|----------|
| A31 | vs. Henderson State | W, 39-6 |
| S9 | at #7 Illinois State | L, 3-18 |
| S16 | MISSOURI STATE | W, 16-14 |
| S23 | at Stephen F. Austin* | W, 37-35 |
| S30 | SOUTH DAKOTA | W, 24-0 |
| O7 | at South Dakota State | L, 7-20 |
| O14 | at #18 UC Davis | 3 p.m. |
| O19 | at Sam Houston State* | 7 p.m. |
| N4 | SOUTHERN ARKANSAS | 6 p.m. |
| N11 | AUGUSTANA (S.D.) | 1 p.m. |
| N18 | at Georgia Southern | noon |

EASTERN ILLINOIS PANTHERS
(3-3, 2-0 OVC)

| | | |
|-----|--------------------------|-----------|
| S2 | at Illinois | L, 17-42 |
| S9 | INDIANA STATE | W, 31-21 |
| S16 | at #7 Illinois State | L, 30-44 |
| S23 | at Samford* | W, 24-13 |
| S30 | at Hawai'i | L, 9-44 |
| O7 | SE MISSOURI STATE* | W, 21-0 |
| O14 | at Eastern Kentucky* | 2 p.m. |
| O21 | MURRAY STATE* | 1:30 p.m. |
| O28 | at #17 Tennessee-Martin* | 2 p.m. |
| N4 | TENNESSEE STATE* | 1:30 p.m. |
| N11 | at Tennessee Tech* | 1:30 p.m. |
| N18 | JACKSONVILLE STATE* | 1:30 p.m. |

MURRAY STATE RACERS
(1-5, 0-3 OVC)

| | | |
|-----|--------------------------|---------------|
| S2 | at Missouri | L, 7-47 |
| S9 | at Tennessee State* | L, 15-25 |
| S16 | at Indiana State | W, 59-40 |
| S23 | #6 ILLINOIS STATE | L, 14-35 |
| S30 | Tennessee Tech* | L, 14-20 (ot) |
| O5 | at Jacksonville State* | L, 17-49 |
| O14 | SAMFORD* | 3 p.m. |
| O21 | at #16 Eastern Illinois* | 1:30 p.m. |
| O28 | SE MISSOURI STATE* | 1 p.m. |
| N4 | at Eastern Kentucky* | noon |
| N18 | #17 TENNESSEE-MARTIN* | TBA |

WESTERN KENTUCKY HILLTOPPERS
(2-3, 1-1 GFC)

| | | |
|-----|--------------------------|-----------|
| S2 | at #14 Georgia | L, 12-48 |
| S9 | at #23 Eastern Kentucky | L, 21-26 |
| S16 | CHATTANOOGA | W, 28-21 |
| S30 | #21 WESTERN ILLINOIS* | W, 38-35 |
| O7 | #6 ILLINOIS STATE* | L, 27-28 |
| O14 | at Missouri State* | 3 p.m. |
| O21 | at #7 Southern Illinois* | 6 p.m. |
| O28 | INDIANA STATE* | 4 p.m. |
| N4 | at #14 Northern Iowa* | 4:05 p.m. |
| N11 | #6 YOUNGSTOWN STATE* | 4 p.m. |
| N18 | AUSTIN PEAY | 4 p.m. |

SOUTHERN ILLINOIS SALUKIS
(5-0, 2-0 GFC)

| | | |
|-----|-------------------------|------------|
| A31 | LOCK HAVEN | W, 49-0 |
| S16 | at Indiana | W, 35-28 |
| S23 | at Arkansas-Pine Bluff | W, 48-16 |
| S30 | INDIANA STATE* | W, 55-3 |
| O7 | WESTERN ILLINOIS* | W, 31-24 |
| O14 | at #5 Illinois State* | 2:30 p.m. |
| O21 | WESTERN KENTUCKY* | 6 p.m. |
| O28 | at Missouri State* | 1:30 p.m. |
| N4 | at #6 Youngstown State* | 12:05 p.m. |
| N11 | #14 NORTHERN IOWA* | 3 p.m. |
| N18 | SOUTHERN UTAH | 3 p.m. |

WESTERN ILLINOIS LEATHERNECKS
(3-3, 0-2 GFC)

| | | |
|-----|--------------------------|-----------|
| A31 | MOREHEAD STATE | W, 31-6 |
| S9 | at Wisconsin | L, 10-34 |
| S16 | KENTUCKY WESLEYAN | W, 58-0 |
| S23 | at Northern Colorado | W, 42-28 |
| S30 | at Western Kentucky* | L, 35-38 |
| O7 | at #7 Southern Illinois* | L, 24-31 |
| O14 | #6 YOUNGSTOWN STATE* | 1:05 p.m. |
| O21 | #5 ILLINOIS STATE* | 1:05 p.m. |
| O28 | at #14 Northern Iowa* | 4:05 p.m. |
| N4 | INDIANA STATE* | 1:05 p.m. |
| N11 | at Missouri State* | 1 p.m. |

YOUNGSTOWN STATE PENGUINS
(5-1, 2-0 GFC)

| | | |
|-----|-----------------------|------------|
| A31 | SLIPPERY ROCK | W, 51-21 |
| S9 | MAINE | W, 34-14 |
| S16 | at #25 Penn State | L, 3-37 |
| S23 | #16 UC-DAVIS | W, 38-24 |
| S30 | at Missouri State* | W, 37-10 |
| O7 | INDIANA STATE* | W, 55-17 |
| O14 | at Western Illinois* | 1:05 p.m. |
| O21 | #14 NORTHERN IOWA* | 3 p.m. |
| O28 | at #5 Illinois State* | 1:30 p.m. |
| N4 | #7 SOUTHERN ILLINOIS* | 12:05 p.m. |
| N11 | at Western Kentucky* | 4 p.m. |

MISSOURI STATE BEARS
(1-5, 0-2 GFC)

| | | |
|-----|-----------------------|-----------|
| S2 | at Oklahoma State | L, 10-52 |
| S9 | SOUTHWEST BAPTIST | W, 45-14 |
| S16 | at Central Arkansas | L, 14-16 |
| S23 | SAM HOUSTON STATE | L, 17-20 |
| S30 | #8 YOUNGSTOWN STATE* | L, 10-37 |
| O7 | at #14 Northern Iowa* | L, 7-38 |
| O14 | WESTERN KENTUCKY* | 3 p.m. |
| O21 | at Indiana State* | 1:05 p.m. |
| O28 | #7 SOUTHERN ILLINOIS* | 1:30 p.m. |
| N4 | at #5 Illinois State* | 1:30 p.m. |
| N11 | WESTERN ILLINOIS* | 1 p.m. |

INDIANA STATE SYCAMORES
(0-6, 0-2 GFC)

| | | |
|-----|---------------------------|------------|
| S2 | at Purdue | L, 35-60 |
| S9 | at #20 Eastern Illinois | L, 21-31 |
| S16 | MURRAY STATE | L, 40-59 |
| S23 | at Northern Illinois | L, 14-48 |
| S30 | at #10 Southern Illinois* | L, 3-55 |
| O7 | at #8 Youngstown State* | L, 17-55 |
| O14 | #14 NORTHERN IOWA* | 3:35 p.m. |
| O21 | MISSOURI STATE* | 1:05 p.m. |
| O28 | at Western Kentucky* | 4 p.m. |
| N4 | at Western Illinois* | 1:05 p.m. |
| N11 | #5 ILLINOIS STATE* | 11:05 a.m. |

NORTHERN IOWA PANTHERS
(3-2, 1-0 GFC)

| | | |
|-----|--------------------------|-----------|
| A31 | at Drake | W, 48-7 |
| S9 | NORTH DAKOTA | L, 31-35 |
| S16 | SOUTH DAKOTA STATE | W, 27-17 |
| S30 | at Iowa State | L, 27-28 |
| O7 | MISSOURI STATE* | W, 38-7 |
| O14 | at Indiana State* | 3:35 p.m. |
| O21 | at #6 Youngstown State* | 3 p.m. |
| O28 | WESTERN ILLINOIS* | 4:05 p.m. |
| N4 | WESTERN KENTUCKY* | 4:05 p.m. |
| N11 | at #7 Southern Illinois* | 3 p.m. |
| N18 | #5 ILLINOIS STATE* | 4:35 p.m. |