



Redbird Football

GAME NOTES

Contact: Todd Kober, Assistant Athletics Director/Media Relations • 309/438-3805 • Fax: 309/438-5634 • Cell: 309/310-7112 • gtkober@ilstu.edu

GAME #7

**#3 Illinois State** **Western Illinois**
(5-1, 2-0) **(3-4, 0-3)****WHEN:** Saturday, Oct. 21, 2006**WHERE:** Hanson Field (15,168) • Macomb, Ill.**TIME:** 1:05 p.m.**FORECAST:** Sunny; Daytime High: 61° F;
Overnight Low: 42° F; Probability of
Precipitation: 20%

RADIO

Redbird Radio Network

- ▶ Greg Halbleib, play-by-play
- ▶ Ted Schmitz, color analyst
- ▶ L.A. Decker, studio host

TELEVISION

wiutv3 (Ch. 3, Macomb)

- ▶ Chad Ruter, play by play
- ▶ Kyle Dierking, color analyst

GoREDBIRDS.COM

THE GAME FACTS

- ▶ Today's game is the 88th meeting all-time between Illinois State and Western Illinois. The Leathernecks own a 47-37-3 advantage in the series and have won the last five meetings.
- ▶ A Redbird victory today would give Illinois State its fourth straight Gateway Football Conference road win, the longest streak since ISU joined the league in 1985.
- ▶ This series ranks as the second most-played series in Illinois State history (Eastern Illinois is the first) and it is the most-played series for Western Illinois. This the 33rd straight meeting between the two schools, which have played each other every season since 1974.
- ▶ An Illinois State win today will equal the Redbirds' longest win streak in the Denver Johnson era with six. The 'Birds won six straight games in Johnson's first season at ISU in 2000.
- ▶ Junior quarterback Luke Drone needs 27 yards to surpass Dusty Burk for third place on Illinois State's career passing charts
- ▶ An Illinois State victory will give the Redbirds a win over three of the four directional schools in Illinois. The last time ISU downed Eastern, Southern and Western Illinois in the same season was 2000.

2006 WESTERN ILLINOIS SCHEDULE

A31	MOREHEAD STATE	W, 31-6
S9	at Wisconsin	L, 10-34
S16	KENTUCKY WESLEYAN	W, 58-0
S23	at Northern Colorado	W, 42-28
S30	at Western Kentucky*	L, 35-38
O7	at #7 Southern Illinois*	L, 24-31
O14	#6 YOUNGSTOWN STATE*	L, 28-35
O21	#3 ILLINOIS STATE*	1:05 p.m.
O28	at #14 Northern Iowa*	4:05 p.m.
N4	INDIANA STATE*	1:05 p.m.
N11	at Missouri State*	1 p.m.

THE COACHES

▶ ILLINOIS STATE

Denver Johnson is in his seventh season at Illinois State and owns a 37-36 (.507) overall record with the Redbirds. Prior to guiding the 'Birds, Johnson was the head coach at Murray State where he compiled a 21-12 mark. Johnson, 47, is a 1981 graduate of Tulsa and his 10-year head coaching record stands at 58-48 (.547). He is 1-5 against Western Illinois.

▶ WESTERN ILLINOIS

Don Patterson (Army '73) is in his eighth season at the helm of the Leatherneck football program. Patterson owns a 53-35 (.602) mark at Western Illinois, his only head coaching position. Prior to his time at WIU, Patterson was an assistant coach at Iowa for 20 years under Hayden Fry. He is 5-2 against Illinois State.

ILLINOIS STATE SEASON SCHEDULE/RESULTS

Date	Opponent	Location	Result/Time	Notes
Sept. 2	at Kansas State	Manhattan, Kan.	L, 23-24	K-State held to 44 yards rushing, but ISU's special team miscues costly.
Sept. 9	CENTRAL ARKANSAS	Normal, Ill.	W, 18-3	ISU offense stalls in the red zone with four field goals; Robinson sits.
Sept. 16	#18 EASTERN ILLINOIS	Normal, Ill.	W, 44-30	ISU rallied from 10-0 deficit, with 23 second-quarter points.
Sept. 23	at Murray State	Murray, Ky.	W, 35-14	Redbirds out gained Racers 186-28 on the ground.
Oct. 7	at Western Kentucky [^]	Bowling Green, Ky.	W, 28-27	'Toppers miss a 19-yard field goal with 4:03 left in the game.
Oct. 14	#7 SOUTHERN ILLINOIS [^]	Normal, Ill.	W, 37-10	Redbirds roll off 30 unanswered points; ISU posts 499 offensive yards.
Oct. 21	at Western Illinois [^]	Macomb, Ill.	1:05 p.m.	WIU has won the last five meetings and nine of the last 11.
Oct. 28	#5 YOUNGSTOWN STATE [^]	Normal, Ill.	1:30 p.m.	Family Day; rubber game with the series tied at 7-7.
Nov. 4	MISSOURI STATE [^]	Normal, Ill.	1:30 p.m.	'Birds have won last four contests and six of the last seven.
Nov. 11	at Indiana State [^]	Terre Haute, Ind.	11:05 a.m.	'Birds own 7-1 edge in last eight meetings, including 3-1 at Terre Haute.
Nov. 18	at #14 Northern Iowa [^]	Cedar Falls, Iowa	4:35 p.m.	ISU has won 5 of last 8; most wins by any GFC team vs. UNI during span.

[^] Gateway Football Conference game

ILLINOIS STATE MEDIA RELATIONS

Assistant AD/Media Relations	Todd Kober
Office Phone	309/438-3805
Home Phone	309/454-3048
Cell	309/310-7112
E-mail	gtkober@ilstu.edu
Fax	309/438-5634
Graduate Assistant	Mike Williams
Office Phone	309/438-3598
Cell	309/275-6386
E-mail	mcwilli2@ilstu.edu

INTERVIEW PROCEDURES

Postgame interviews following home contests are conducted in the team room (second floor) of the Kaufman Football Building. A golf cart is available to transport representatives from the visiting team to the interview area. TV lighting is also provided. After road games, representatives will be brought to a designated area. The locker room is closed at all times.

WEEKLY GATEWAY CONFERENCE CALL

Teleconferences featuring the league's head coaches will be conducted each Wednesday during the season (Sept. 6 through Nov. 15). Those participating in the call should dial in five minutes prior to the scheduled start time (10 a.m. CST each Wednesday). Each call can also be accessed at www.gatewayfootball.org. The call-in number is 913/981-5509.

10:00 – Gateway News/Notes

10:05 – Denver Johnson, Illinois State

10:10 – Lou West, Indiana State

10:15 – Terry Allen, Missouri State

10:20 – Mark Farley, Northern Iowa

10:25 – Jerry Kill, Southern Illinois

10:30 – Don Patterson, Western Illinois

10:35 – David Elson, Western Kentucky

10:40 – Jon Heacock, Youngstown State

All times are Central

WEEKLY MEDIA LUNCHEON

- ✓ Tuesday, August 29 at noon
- ~~Tuesday, September 5 at noon (CANCELLED)~~
- ✓ Tuesday, September 12 at noon
- ✓ Tuesday, September 19 at noon
- ✓ Tuesday, September 26 at noon
- ✓ Tuesday, October 3 at noon
- ✓ Tuesday, October 10 at noon
- Tuesday, October 17 at noon
- Tuesday, October 24 at noon
- Tuesday, October 31 at noon
- Tuesday, November 7 at noon
- Tuesday, November 14 at noon

GAME WEEK

A quick look at Illinois State's media availability on game week. All appointments can be made through the media relations office (309) 438-3805.

Monday Off Day	Tuesday Media Luncheon Kaufman Football Building - noon	Wednesday GFC Teleconference (10-10:40 a.m.)	Thursday No pre-practice camera opportunities	Friday No availability
Denver Johnson Radio Show at Schooners 6-7 p.m.	Practice open to cameras for first 15 minutes	Practice open to cameras for first 15 minutes	Coach Johnson available after practice (approx. 6:15 p.m.)	
	Players/Coaches available after practice (approx. 6:15 p.m.)	Players/Coaches available after practice (approx. 6:15 p.m.)		

WEEKLY MEDIA LUNCHEON

Each Tuesday during the season, Illinois State hosts a media luncheon in the team room of the Kaufman Football Building. The luncheon begins at noon, with comments from two selected players representing both the offense and defense. Following the student-athletes, head coach Denver Johnson will address the media. Video and audio from the press conference will be available on the web at GoRedbirds.com before 5 p.m. on Tuesday. If you would like to receive the quotes via e-mail, please contact the Illinois State Athletics Media Relations Office at gtkober@ilstu.edu prior to the press conference.

CREDENTIALS

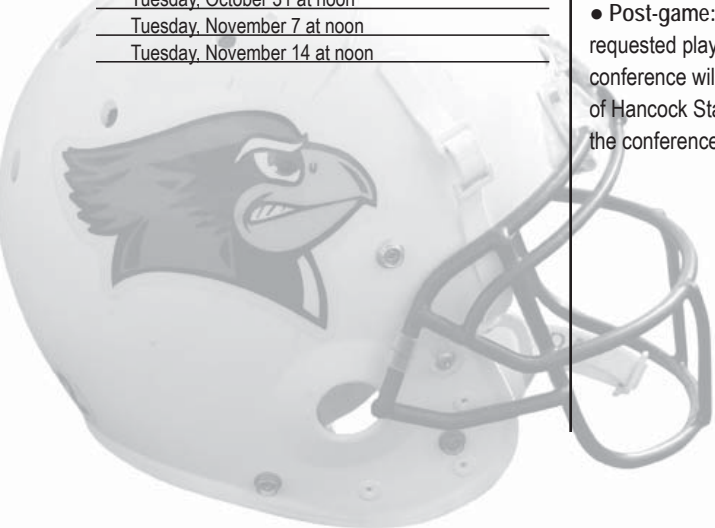
Credentials (game and parking) can be obtained by contacting the Athletics Media Relations Office, Campus Box 7130, Normal, Ill., 61790-7130. Requests must be received on official letterhead at least two days prior to the game. Passes that are not mailed will be available at the Will Call window (Gate 4) 90 minutes before kickoff.

PRACTICE

Most practices are open to the media (approximately 3:30-6 p.m.), but only the first 15 minutes of Tuesday through Thursday practices are available to photographers. For all other media, it is recommended that an advance call be made to the media relations office to check on the status of practice for a particular day.

INTERVIEWS

- Head Coach Denver Johnson will do general interviews following practice on Tuesday-Thursday. All other requests for interviews must be submitted to the media relations office at least 24 hours prior to the scheduled interview.
- Assistant Coaches: Arrangements should be made through the media relations office. Most interviews will be conducted after practice Tuesday-Thursday.
- Players: All interviews with players will take place at the media luncheon or after practice on Tuesday and Wednesday. Media should request players at least 24 hours in advance. Players who attend the Tuesday luncheon will not be available following practice that day.
- Post-game: The Illinois State locker room is closed at all times. Head coach Denver Johnson and requested players will be brought to the designated interview area. At home, the post-game media conference will take place in the team room of the Kaufman Football Building, located in the northeast corner of Hancock Stadium. The media should enter through the west doors and travel up the two flights of stairs to the conference area.



SCOUTING WESTERN ILLINOIS

- Western Illinois is located in Macomb, Ill., and has an enrollment of 13,550. The Leathernecks are members of the Gateway Football Conference
- The Leathernecks are off to an 0-3 start in the Gateway, but each loss has been by seven points or less.
- WIU ranks No. 10 nationally in scoring offense with 32.57 points per game. The Leatherneck offense is also No. 22 in total offense and is averaging 374.43 yards per contest.
- Sophomore running back Herb Donaldson is averaging 111 yards per game, which is fourth in the conference and No. 16 in all of I-AA.
- Defensively, WIU is allowing 190.14 rushing yards per game, which ranks No. 102 among I-AA teams. Last week against Youngstown State, the Leathernecks surrendered 334 yards on the ground, including 266 by the conference's leading rusher, Marcus Mason.
- On the flip side, WIU leads the conference in passing defense with 162.57 yards per game allowed, which ranks No. 31 nationally.
- The Leathernecks also lead the Gateway in turnover margin, entering today's game with a +1.29 turnover advantage per game.

LEATHERNECK LINKS

- Western Illinois president Al Goldfarb arrived in Macomb via Normal. Prior to taking office in July of 2002, Goldfarb served Illinois State for 25 years as an administrator. From 1998 to 2002, Goldfarb served at the university provost and academic vice president
- Illinois State's Tom Speer will be returning home today, as a Macomb native and Macomb High School product. He will be meeting up with former MHS teammates Wes Carter and Steve Sowers, from Western Illinois.
- Both teams have at least one set of brothers playing together on the roster. ISU has three sets, Cameron and Kyle Siskowic, Rafael and Cortes Rice and Dan and Nick Passarelli. WIU counters with the Ken and Nick Duffy, C.J. and Justin Hamilton, Brett and Frank Valle and the Milan and Nijauh Woodard.
- The Windy City is well represented in today's intra-state battle. The Redbirds' Pierre Jackson (Harper) and Isaiah Wiggins (Prosser) are both from Chicago, while Western Illinois' Brandon Kreczmer (St. Patrick), Boomer Moore (Fenger), Quartez Moore (Morgan Park), Phillip Parr (Thornton), Lavell Taylor (St. Leo Catholic), Marco Thomas (Bogan), Chris Williams (St. Rita) and Jason Williams (DuSable) are all from the Windy City.
- ISU's Jake Rourke and WIU's Wes Layton were high school teammates at Chatham Glenwood High School in Chatham, Ill. Their head coach was Rourke's father, Dan.
- Nick and Dan Passarelli and WIU's Matt Yellin were all teammates Naperville Central High School in Naperville, Ill. ISU's Dan Simnick is also from Naperville, but he attended Naperville North High School.
- Illinois State's Jake Weber (Dunlap) and WIU's Chad Walker (Woodruff) and Jerry James (Woodruff) are all from Peoria, Ill.
- ISU's Pierre Rembert (Cudahy) and WIU's Micaiah Stallworth (Rufus King) and Carl Sims (Custer) are all from Milwaukee, Wis.
- Niall Campbell and Bill Hronec from Illinois State, and WIU's Chris Riley, all attended Chicago Mount Carmel High School in Chicago, Ill.
- ISU's Erik Madsen and WIU's J.R. Zwierzynski are both from Joliet Catholic High School in Joliet, Ill.

DRONE: A WORKER QB

Junior Luke Drone is an efficient quarterback and because of that, the Redbird offense works. Drone's career passing efficiency rating (153.9) is 26 points higher than any other quarterback in ISU history. His rating is also No. 4 in I-AA football among career active leaders. Drone also carries the best career completion percentage in school history by completing 62.7 percent of his attempts. Against No. 7 Southern Illinois, Drone completed 14-of-18 passes for 280 yards and two touchdowns without an interception. This season, Drone ranks No. 11 nationally in passing efficiency with a rating of 156.18 through six games.

DOUBLE TROUBLE

The passing game for the Redbirds was working last week against Southern Illinois, and receivers Jason Horton and Pierre Jackson benefitted from it. The duo racked up 120 and 113 yards, respectively, through the air and accounted for two touchdowns. With the two both over 100 yards receiving, it marked the first time since October 31, 1998, that two Redbirds were over 100 yards receiving in the same game.

TACKLE U.

Producing a national champion tackler in Boomer Grigsby in 2002, and having him the I-AA record for career stops, ISU defenders are known for their ability to wrap up opposing teams. Again that's the case in 2006. Both Kye Stewart and Cameron Siskowic rank among the top three tacklers in I-AA football. Two ... in the top three! Stewart enters today's game with 65 total stops, or 13 per game, while Siskowic has collected 71 tackles and is averaging 11.83 per game.

GIVE HIM A '10'

With his two rushing touchdowns against Southern Illinois last week, junior Rafael Rice now has 10 rushing touchdowns in his career as a Redbird. After transferring to ISU in 2005, Rice strung together a string of five consecutive games with a rushing touchdown in 2005 and now has scored in back-to-back games this season.

THE TALE OF THE TAPE

	ILS	WIU
Record	5-1	3-4
Points	30.8	32.6
Points Allowed	18.0	24.6
First Downs	125	143
Rushing Yards	162.8	180.3
Rushing Defense	114.2	190.1
Passing Yards	235.3	194.1
Passing Defense	193.7	162.6
Total Offense	398.2	374.4
Total Defense	307.8	352.7
Interceptions	10-102	9-60
Punt Return Avg.	6.1	16.8
Kickoff Return Avg.	18.9	15.3
Fumbles Lost	3	3
Penalties	28-257	36-304
Field Goals	7-11	4-6

'BIRD BESTS vs. WESTERN ILLINOIS

INDIVIDUAL*

Rushing Yards	205, Bill Fenn, 11-3-79
Rushing TDs	2, three times; last by Mike Souza, 10-12-02
Passing Yards	446, Kevin Glenn, 11-8-97
Completions	41, Kevin Glenn, 11-8-97
TD Passes	3, by Kevin Glenn, 11-8-97
Receptions	13, Darnell Jones, 11-8-97
Receiving Yards	167, Marquis Mosely, 11-8-97
Receiving TDs	2, Pierre Jackson, 10-29-05
Tackles	18, Wilbert Brown, 10-26-91
Tackles for Loss	4, three times; last by Andrew Papoccia, 11-4-00
Sacks	3.5, John Kropke, 10-4-86
Interceptions	3, Jeff Smith, 10-4-86
Longest FG	52, Rick Seitz, 10-28-77

TEAM*

Most Points	46, 11-7-70
Fewest Points	0, 10 times; last 11-1-80
Most Points Allowed	58, 11-7-59
Fewest Points Allowed	0, 16 times; last 9-17-94

**modern era (1936 and later)*

THE REDBIRD RECORD BOOK**ISU Career Rushing**

1. Toby Davis (1989-92)	3,702
10. Jed Waters (1967-69)	1,856
11. Quincy Washington (2001-02)	1,637
- Pierre Rembert (2005-)	1,613

ISU Career Rushing TDs

1. Toby Davis (1989-92)	37
4. Bruce Cullen (1968-69)	22
5. Pierre Rembert (2005-)	19

ISU Career 100-Yard Rushing Games

1. Toby Davis (1989-92)	17
2. Willie Watts (1998-01)	15
3. Pierre Rembert (2005-)	9
Bill Fenn (1978-80)	8

ISU Career Passing

1. Kevin Glenn (1997-00)	8,251
2. John Coppens (1981-84)	6,238
3. Dusty Burk (1999-01)	4,378
4. Luke Drone (2004-)	4,352

ISU Career Completions

1. Kevin Glenn (1997-00)	663
4. Adrian Wilson (1988-92)	350
5. Danny Barnett (1992-94)	328
- Luke Drone (2004-)	308

ISU Career TD Passes

1. Kevin Glenn (1997-00)	62
2. John Coppens (1981-84)	49
3. Dusty Burk (1999-01)	38
4. Luke Drone (2004-)	34

ISU Career Receptions

1. Rickey Garrett (1996-99)	177
2. Laur�nt Robinson (2003-)	170

ISU Career Receiving Yards

1. Rickey Garrett (1996-99)	2,719
2. Laur�nt Robinson (2003-)	2,558

ISU Career TD Receptions

1. Laur�nt Robinson (2003-)	26
2. Rickey Garrett (1996-99)	22

ISU Consecutive Games with a Catch

1. Laur�nt Robinson (2003-)	30
2. Vito Golson (1999-02)	29

ISU 100-Yard Career Receiving Games

1. Rickey Garrett (1996-99)	9
2. Laur�nt Robinson (2003-)	8
Clarence Collins (1980-83)	8

ISU Career Total Offense Yards

1. Kevin Glenn (1997-00)	8,812
2. John Coppens (1981-84)	5,881
3. Dusty Burk (1999-01)	5,008
4. Luke Drone (2004-)	4,352

ISU Career All-Purpose Yards

1. Toby Davis (1989-92)	4,363
8. Rickey Garrett (1996-99)	2,719
9. Virgil Winters (1981-84)	2,628
10. Laur�nt Robinson (2003-)	2,563

ISU Career Tackles

1. Boomer Grigsby (2001-04)	580
2. Galen Scott (1997-00)	579
8. Duane Butler (1994-96)	332
9. Adam Waugh (1998-01)	327
10. Tim Angsten (1995-97, 99)	320
- Cameron Siskowic (2003-)	311

HORTON HEARS A CHEER

Wide receiver Jason Horton heard more than one cheer last weekend against Southern Illinois. The junior collected 120 yards receiving in the game, his first career game with over 100 yards receiving. He now has 15 catches for 254 yards and two touchdowns in 2006.

WHO NEEDS A COMPASS?

The Redbirds have not had many problems finding success around the state of Illinois this season. With a win this week over Western Illinois, the Redbirds will have defeated their I-AA Illinois directional counterparts in 2006. ISU has already posted wins over EIU and SIU, and will be looking to get a win in the Western part of the state. With the win, it will mark the first time that the Redbirds have defeated all three directional schools in the same year since 2000.

A LONG AND WINDING ROAD

The past five seasons have been a journey for ISU head coach Denver Johnson, but after last week's win over Southern Illinois, Johnson has reached a new turn in the road. For the first time since 2001, Johnson is over .500 in his career at ISU. Johnson is now 37-36 (.507) in his tenure as the Redbird mentor, and 58-48 (.547) in his nine-year head coaching career, split between ISU and Murray State.

THREE KNEEL-DOWNS FROM 500

Taking away Luke Drone's three kneel-downs in the final seconds of Illinois State's 37-10 win over No. 7 Southern Illinois, the Redbirds would have totaled 500 yards of total offense for the second straight game against SIU. However, ISU finished with 499 yards of total offense, leaving the Redbirds in search for their first 500-yard game this season. In 2005, the 'Birds had four games with over 500 yards of total offense.

34-POINT DIFFERENTIAL

No. 7-ranked Southern Illinois entered last week's game averaging a league best 43.6 points per game. The offensive juggernaut boasted the second highest scoring offense among I-AA teams, but the Illinois State defense wasn't phased. Instead, the Redbirds held the Salukis at bay, as SIU scored a season-low 10 points in the 37-10 loss. In addition, the Salukis totaled 279 yards of total offense - 151 less than their average heading into the contest.

RUN REMBERT RUN

That has been the offensive philosophy to date in 2006. With 164 carries in the first six games, senior running back Pierre Rembert has accounted for 65.6 percent of ISU's rushing attempts this season. An integral part of the ball-control offense, Rembert is averaging 27.3 carries per game and is on pace to finish with 301 during the regular season - the second highest total in ISU history.

30 AND COUNTING

With a catch in today's game, Illinois State wide receiver Laur nt Robinson will extend his school record of having at least one catch to 31 straight games. Robinson has been hobbled all season with a nagging ankle injury, but was able to set the school standard with one catch for 23 yards against Southern Illinois.

GETTING YOUR PICKS ON ROUTE 66

With Hancock Stadium located just off nostalgic Route 66, the Redbird defense has been getting their kicks in 2006. Through six games, the 'Birds have intercepted 10 passes, which is tied for the ninth-best team total in Division I-AA. The kicker is that the Redbirds have already matched last season's total of 10. In addition, the 'Birds are averaging 1.7 picks per game, which would put them on pace for 18 interceptions, the most since 1989.

REMBERT RUNNING WITH REGULARITY

Six games into the 2006 season. Six 100-yard rushing games for Illinois State running back Pierre Rembert. By rushing for 100+ yards in every game this season, Rembert has compiled the longest such streak in ISU history, bettering four straight 100-yard rushing games by Quincy Washington, Willie Watts and Toby Davis.

HOME SWEET HOME

Illinois State officials were expecting a huge crowd for last weekend's Gateway Football Conference showdown against Southern Illinois, and that's exactly what they got. Temporary bleachers were brought into the north end of Hancock Stadium to accommodate the Homecoming 2006 crowd and 17,237 fans came out in force, good enough for the sixth largest crowd in Hancock Stadium history and the most people to see a Redbird football game in Normal since 1971. Here is a list of the top 10 home crowds at ISU's Hancock Stadium:

Date	Opponent	Attendance	Date	Opponent	Attendance
1. 10-31-70	Indiana State	21,500	6. 10-14-06	Southern Illinois	17,237
2. 10-19-68	Western Illinois	20,000	7. 10-29-77	Western Illinois	15,500
3. 11-7-70	Western Illinois	19,500	8. 10-10-70	Akron	15,500
4. 10-18-69	Eastern Illinois	19,000	9. 9-20-69	Illinois Wesleyan	15,000
5. 11-6-71	Central Michigan	18,000	10. 9-21-68	Illinois Wesleyan	15,000

ROAD WARRIORS

With a win two weeks ago at Western Kentucky, the Redbirds have won three straight conference road games dating back to 2005. The streak started against Southern Illinois, who the 'Birds defeated in Carbondale 61-35 on October 15 when they were ranked No. 1 in the country in I-AA. ISU then went on to defeat Missouri State 48-23 on November 5. With the three straight wins, it marks the first time ISU has done that since 1999, when they defeated Missouri State, Southern Illinois and Youngstown State in succession on the road. The 'Birds have never won four straight Gateway road games.

GAINING YARDS WHEN IT COUNTS

Success on third down is key to any football team's success, and that's a big reason for Illinois State's 5-1 record. In all, the 'Birds have converted on third down 51 percent of the time (42-for-83), which ranks No. 8 in I-AA football for success rate on third down.

DRONE FEELING LITTLE PRESSURE

Luke Drone has had plenty of time to throw the ball this year and has managed to keep his uniform somewhat clean along the way. Despite a re-built offensive line, the group has responded by only allowing five sacks all season or 0.83 sacks per game, which ranks No. 6 in I-AA.

ACTION JACKSON

Despite having all-American wide receiver Laurént Robinson hobbled with an ankle injury, senior Pierre Jackson has emerged as an alternative deep threat for the Redbirds. "Jelly" has notched three 100-yard receiving games this season and leads the team with 28 catches for 524 yards. He has also added four touchdowns.

MOVIN' ON UP

In just his second season as a starter, Luke Drone is starting to creep up the charts in the ISU record book. With 4,352 career passing yards, Drone only needs 27 yards to surpass Dusty Burk (1999-01), who passed for 4,378 yards during his Redbird career, and move into sole possession of the No. 3 spot on the all-time ISU passing list.

IN THE ZONE

The efficiency the Redbirds have shown in the Red-Zone this season rings like a Hawk Harrelson home run call - "you can put it on the board." Through six games, the 'Birds are 20-for-24 in the Red-Zone with 14 touchdowns and six field goals for an 83 percent success rate and 58 percent on Red-Zone touchdowns. ISU opponents haven't been in the zone as often, nor have had the success. Redbird foes are 9-for-14 inside the Red-Zone with three touchdowns and six field goals.

FOURTH AND FUTILE

It hasn't been easy converting on fourth down against the Redbirds in 2006. Through six games, ISU opponents are 3-for-9 when "going for it" on fourth down for a 33.3 percent success rate. In fact, opponents haven't had much more success on third down. Redbird foes are 35-for-82 on third down, or 43 percent.

REMBERT'S RAVE REVIEWS

Through six games, his first as ISU's featured running back, Pierre Rembert has gotten two thumbs up. With 135.3 rushing yards per game, Rembert ranks No. 7 nationally among running backs. He is on pace to finish the regular season with 1,488 yards on the season, which would rank as the second highest total in Redbird history.

WHICH 'BIRD WILL GET THE FIFTH

When Brent Hawkins claimed the 2005 Gateway Defensive Player of the Year award, it marked the fourth straight by a Redbird player and tied the league record for consecutive league MVPs with Northern Iowa (1991-94). Both Cameron Siskowic and Kye Stewart hope to extend that ISU streak. Siskowic, a 2006 Buck Buchanan Award candidate, leads the team in tackles with 71, while Stewart leads the team in tackles per game with 13.

ALL-AMERICA U

ISU has produced at least one all-American player in 20 of its last 23 seasons. Over the last seven seasons, 27 players from 11 different positions have been honored. Laurént Robinson, Brent Hawkins, Stafford Davis and Cameron Siskowic were all consensus selections in 2005.

TRANSFERABLE

Since 1993, when the NCAA rules changed to allow players immediate eligibility at the I-AA level, Illinois State has had 44 players transfer from I-A schools. ISU's I-A transfers on this year's roster include: Alan Abrams (RB, Ole Miss); Adam Blankenship (DL, Nebraska); Pierre Jackson (WR, Minnesota); Brandon Joyce (OL, Indiana); Dan Passarelli (WR, Northern Illinois); Pierre Rembert (RB, Michigan); Cameron Siskowic (LB, Washington St.); Jonathan St-Pierre (OL, Miami (Fla.)) and James Stevenson III (DL, Illinois).

THE START CHART

Offense

	2006	Current Steak	Career
Robinson (WR)	4	3	32
Downing (OL)	6	7	27
Mordis (TE)	6	8	24
Wiggins (OL)	6	21	21
Drone (QB)	6	17	17
Jackson (WR)	6	12	16
Hartman (OL)	0	0	11
Rembert (TB)	6	8	11
Horton (WR)	2	0	8
Niklasch (OL)	6	6	7
Madsen (OL)	4	0	4
Joyce (OL)	4	4	4
Meredith (TE)	4	2	4
Lyon (OL)	2	0	2
R. Rice (TB)	0	0	2
Joynt (TE)	2	0	2
St-Pierre (OL)	2	2	2

Defense

Martindale (DT)	6	29	38
Temple (DB)	6	28	31
C. Siskowic (LB)	5	5	26
Caesar (DB)	6	15	21
Campbell (LB)	5	5	18
Stewart (LB)	5	3	18
Thomas (DT)	6	6	17
Nelson (FS)	6	17	17
Stevenson (DE)	5	0	9
Kittrell (DB)	6	6	9
N. Passarelli (DB)	0	0	7
R. Tate (DL)	5	0	5
Cucci (LB)	1	0	1
Hawkins	1	0	1
Hronec (LB)	1	0	1
Lagrone (CB)	0	0	1
Filin (DL)	1	1	1
Simmick (DL)	1	1	1

RED ZONE

	ISU	Opp.
at Kansas St.	4-4 (3 TDs, FG)	2-4 (2 FGs)
C. Arkansas	4-5 (4 FGs)	1-2 (FG)
E. Illinois	4-4 (3 TDs, FG)	4-4 (3 TDs, FG)
at Murray St.	4-5 (4 TDs)	1-1 (TD)
at Western Ky.	4-4 (4 TDs)	3-4 (TD, 2 FGs)
S. Illinois	4-6 (3 TDs, FG)	2-3 (TD, FG)
at W. Illinois		
Y'stown St.		
Missouri St.		
at Indiana St.		
at N. Iowa		

POINTS OFF TURNOVERS

	ISU	Opp.
at Kansas St.	3	11
C. Arkansas	0	0
E. Illinois	17	7
at Murray St.	14	0
at Western Ky.	0	3
S. Illinois	3	0
at W. Illinois		
Y'stown St.		
Missouri St.		
at Indiana St.		
at N. Iowa		

Alan Abrams • 27

Orlando, Fla. (Mississippi/Apopka HS)

Mississippi 2005: Played in eight games with one start against Vanderbilt (9/17) ... finished the season with 28 rushing yards on 14 carries. Mississippi 2004: Appeared in 10-of-11 games, making starts at running back against Auburn (10/30) and at Arkansas (11/13) ... rushed for 275 yards on 56 carries, and caught four passes for 26 yards ... set season highs for rushing attempts (11) and rushing yards (59). Mississippi 2003: Redshirted. Apoka HS: Two-time Florida Class 6A All-State selection who was named Most Valuable Player of 2001 Florida 6A championship game ... *Orlando Sentinel* Orange County Offensive Player of the Year ... named 2002 Central Florida Player of the Year ... Florida Class 6A Player of the Year and All-Area Player of the Year ... Florida Kids.net 101 Florida Seniors list ... Jacksonville.com Super 75 ... rated No. 12 on *Orlando Sentinel* Top 100 list ... PrepStar All-Region pick ... Dick Butkus Football Network National Top High School Football Prospects list ... helped lead Apoka to Class 6A State Championship in 2001 as team finished 14-1 ... during prep career, rushed for 3,841 yards on 438 carries, scoring 42 TDs ... as a senior, rushed for 1,649 yards on 184 carries and scored 20 TDs, breaking junior season mark ... averaged 9.0 yards per carry ... rushed for 960 yards and 11 TDs junior season ... earned two letters in football ... coached by Rick Darlington. Data: Born: 12-5-84 in Orlando, Fla. ... son of Michael and Maxine Watts ... named to the U.M.A.A. Honor Roll in fall of 2003 and 2004



Jonathan St-Pierre • 61

Longueueuil, Quebec (Miami(Fla.)/Edouard Montpetit)


Edouard Racette, Quebec (Miami) HS: Edouard Montpetit
Miami 2005: Played in four games, seeing action as a blocker on the field goal and extra point unit ... saw action against Duke, Temple, North Carolina and Virginia Tech. **Miami 2004:** Sat out the season as a redshirt, playing solely on the scout teams... underwent surgery for a hip injury late in the season ... coached by Larry Coker. **Edouard Montpetit HS:** Hails from one of the most successful prep athletic programs in Canada, Montreal's Vieux Montreal Cegep ... played high school football at Gerard Filion Academy ... was a member of Team Canada his last two years in high school, which is the equivalent of an All-Canada All-Star team ... coached by Alain Blondeau. **Data:** Born 9-15-83 in Greenfield Park, Quebec. son of Richard St. Pierre and Celine Racette.



Dan Weiner • 41

Chicago, Ill. (Palomar College/New Trier HS)

Palomar: Was a valuable member on special teams for the Comets ... played on six special team units and was a starter on four of them ... returned two punts for nine yards as a sophomore ... caught four passes for 49 yards as a freshman ... coached by Joe Early. New Trier HS: Hauled in 25 catches for 450 yards as a senior and also scored two touchdowns ... helped the team to an 8-2 record and a conference championship in his final season ... voted the team's most improved player ... coached by Dan Mortier ... also played baseball. Data: Born 1-9-82 in Chicago, Ill. ... son of James Weiner and Louise Pacholik ... served in the United States Marine Corps from 2000-2004 ... has two brothers, Andrew and Jeff ... his father played tennis at Princeton.



ILLINOIS STATE STARTERS GAME-BY-GAME

[illegible][illegible]

ILLINOIS STATE'S PROJECTED TWO-DEEP

Offense						Defense					
WR	81	Laurént Robinson***	6-2	195	Sr.	DE	73	Justin Martindale***	6-2	255	Sr.
	86	Jason Horton**	6-0	185	Jr.		99	James Stevenson III*	6-3	250	Jr.
LT	66	Isaiah Wiggins**	6-3	290	Jr.	DT	90	Dan Simnick*	6-2	260	Jr.
	71	Jeff Huntzinger*	6-3	285	Jr.		73	Justin Martindale***	6-2	255	Sr.
LG	69	Joe Niklasch*	6-4	280	So.	DT	94	Jarek Thomas**	6-3	275	Jr.
	65	Billy Speiser	6-5	295	Jr.		97	Kaschiev Hunter*	6-2	290	So.
C	61	Jonathan St-Pierre	6-3	301	So.	DE	3	Alex Filin***	6-4	220	Sr.
	68	Erik Madsen	6-3	285	So.		95	Ronnie Tate*	6-3	260	Sr.
RG	75	Janiah Downing***	6-3	310	Sr.	SLB	40	Cameron Siskowic***	6-2	225	Sr.
	71	Jeff Huntzinger*	6-3	285	Jr.		48	Pat Cucci*	6-1	240	So.
RT	78	Brandon Joyce	6-5	310	Jr.	MLB	44	Niall Campbell***	6-2	230	Sr.
	71	Jeff Huntzinger*	6-3	285	Jr.		59	Bill Hronec**	6-2	225	Jr.
TE	47	Kedric Meredith*	6-3	260	So.	WLB	6	Kye Stewart**	6-0	205	Jr.
	42	Jeremy Joynt	6-3	255	Jr.		34	Marques Hawkins*	5-8	210	Sr.
WR	4	Pierre Jackson**	6-1	175	Sr.	CB	1	Jesse Caesar**	5-11	185	Jr.
	10	Jake Rourke*	6-3	185	So.		23	Lamont Lagrone*	5-10	175	Sr.
QB	7	Luke Drone**	6-2	210	Jr.	FS	9	Tom Nelson*	6-0	195	So.
	12	Kevin Brockway*	6-4	225	So.		31	Jeremy Foster	6-3	205	So.
TB	5	Pierre Rembert*	6-0	220	Sr.	SS	28	James Temple***	6-0	210	Sr.
	2	Rafael Rice*	5-11	220	Jr.		30	Garry Roberts*	6-2	210	Jr.
HB	83	Dave Mordis**	6-3	270	Jr.	CB	25	Leon Kitrell***	5-9	165	Sr.
	35	Garin Harcar	5-11	255	RFr.		37	Jason Tate	5-11	175	Fr.
Specialists						K	36	Kevin Mazur*	5-10	195	So.
							19	Bobby Kelsey*	6-1	225	So.
						P	19	Bobby Kelsey*	6-1	225	So.
							36	Kevin Mazur*	5-10	195	So.

** asterisks indicate letters earned*
Bold face indicates projected starter

* asterisks indicate letters earned
Bold face indicates projected starter

ILLINOIS STATE STARTER NOTES**REDBIRD OFFENSE**

LT	66	Isaiah Wiggins** (Jr. • 6-3 • 290 • Chicago, Ill.)	Began playing the trumpet in elementary school and has been playing it for nine years.
LG	69	Joe Niklasch (So. • 6-4 • 280 • Hartland, Wis.)	An avid Packer fan who, during high school, worked as a janitor at local elementary school.
C	61	Jonathan St-Pierre (So. • 6-3 • 301 • Longueuil, Quebec)	A certified scuba diver who never had the time at Miami, but frequents the lakes of Quebec.
RG	75	Janiah Downing*** (Sr. • 6-3 • 310 • North Marion, Fla.)	The last three summers worked as a Preview guide, an orientation program for incoming ISU students.
RT	78	Brandon Joyce (Jr. • 6-5 • 310 • St. Charles, Mo.)	While in high school, appeared in the Sharpie commercial with Terrell Owens.
WR	81	Laurént Robinson*** (Sr. • 6-2 • 195 • Rockledge, Fla.)	For two years in high school, 10 people, all of which were family, lived in his four-bedroom house.
WR	4	Pierre Jackson** (Sr. • 6-1 • 175 • Chicago, Ill.)	Nicknamed "Jelly;" away from football likes to spend time with his 3-year-old daughter, Itali.
TE	47	Kedric Meredith* (So. • 6-3 • 260 • Peoria, Ill.)	For the last two years has been playing the bass guitar, but can't find the time to join a band.
QB	7	Luke Drone** (Jr. • 6-2 • 210 • Mt. Carmel, Ill.)	Selected for the 2006 NCAA Leadership Conference; 2006-07 SAAC Educational Outreach Coordinator.
RB	5	Pierre Rembert* (Sr. • 6-0 • 220 • Milwaukee, Wis.)	Eats McDonald's at least five times a week; favorite meal is a Big Mac with no pickles, no onions and extra sauce.
FB	83	Dave Mordis** (Jr. • 6-3 • 270 • Palos Park, Ill.)	Owns two dogs, a german shepherd and a shiba inu; enjoys riding around campus on his moped.

REDBIRD DEFENSE

DE	73	Justin Martindale*** (Sr. • 6-2 • 255 • Wadsworth, Ill.)	Loves to play with toys which are built for speed; owns a jet ski, four-wheeler and a motorcycle.
DT	90	Dan Simnick* (Jr. • 6-2 • 260 • Naperville, Ill.)	A big fan of Ultimate Fighting Championship (UFC); after football he hopes to be trained in martial arts.
DT	94	Jarek Thomas** (Jr. • 6-3 • 275 • Orlando, Fla.)	Enjoys cooking, especially soul food, including his favorite dish – BBQ ribs and pork chops.
DE	3	Alex Filin*** (Sr. • 6-4 • 220 • Skokie, Ill.)	Born in Riga, Latvia and moved to the U.S. when he was six years old; nickname is "KGB."
WLB	6	Kye Stewart** (Jr. • 6-0 • 205 • Nashville, Tenn.)	A certified scuba diver, he has dove throughout the state of Florida with his dad, who is also certified.
MLB	44	Niall Campbell*** (Sr. • 6-2 • 230 • Lemont, Ill.)	After college will be focusing on a career in physical therapy.
SLB	40	Cameron Siskowic*** (Sr. • 6-2 • 225 • San Diego, Calif.)	A six-year cancer survivor that grew up surfing, snow boarding and wake boarding.
CB	25	Leon Kittrell*** (Sr. • 5-9 • 165 • Oak Creek, Wis.)	A world-class drummer who plays in two bands on campus – Blue Print and Soft Spoken.
FS	9	Tom Nelson* (So. • 6-0 • 195 • Arlington Heights, Ill.)	Likes to spend his off-weekends golfing with his dad, and favorite course is Rolling Green Country Club.
SS	28	James Temple*** (Sr. • 6-0 • 210 • Savannah, Ga.)	Has been playing the acoustic guitar for over a year and enjoys playing allegro music.
CB	1	Jesse Caesar** (Jr. • 5-11 • 185 • Rockledge, Fla.)	An avid artist who likes to draw particularly in pencil or pen.

REDBIRD SPECIAL TEAMS

PK	36	Kevin Mazur* (Fr. • 5-10 • 195 • Mt. Prospect, Ill.)	Fired a 23-under-par on Tiger Woods 2007, a Playstation 2 game, during fall camp.
KO	19	Bobby Kelsey* (Fr. • 6-1 • 225 • Channahon, Ill.)	Worked out this summer with former ISU punter Mike McCabe and Florida's Urban Meyer, a former ISU assistant.
P	19	Bobby Kelsey* (Fr. • 6-1 • 225 • Channahon, Ill.)	Worked out this summer with former ISU punter Mike McCabe and Florida's Urban Meyer, a former ISU assistant.
LS	43	Jake Weber*** (Sr. • 6-2 • 233 • Peoria, Ill.)	Interned over the summer with PricewaterhouseCoopers.
HD	7	Luke Drone** (Jr. • 6-2 • 210 • Mt. Carmel, Ill.)	Selected for the 2006 NCAA Leadership Conference; 2006-07 SAAC Educational Outreach Coordinator.
KR	5	Pierre Rembert* (Sr. • 6-0 • 220 • Milwaukee, Wis.)	Eats McDonald's at least five times a week; favorite meal is a Big Mac with no pickles, no onions and extra sauce.
	9	Tom Nelson* (So. • 6-0 • 195 • Arlington Heights, Ill.)	Likes to spend his off-weekends golfing with his dad, and favorite course is Rolling Green Country Club.
PR	86	Jason Horton** (Jr. • 6-0 • 185 • Bolingbrook, Ill.)	Played ice hockey during the seventh and eighth grade.

ILLINOIS STATE'S ALPHABETICAL ROSTER

No.	Name	Pos.	Ht.	Wt.	Yr.	Hometown (Last School)
27	Alan Abrams	RB	6-0	205	Jr.	Orlando, Fla. (Mississippi)
93	Adam Blankenship	DL	6-2	245	So.	Tulsa, Okla. (Nebraska)
22	Geno Blow	RB	5-11	190	Fr.	Seabrook, Texas (Clear Lake)
12	Kevin Brockway*	QB	6-4	225	So.	Crystal Lake, Ill. (South)
1	Jesse Caesar***	DB	5-11	185	Jr.	Rockledge, Fla. (Rockledge)
44	Niall Campbell***	LB	6-2	230	Sr.	Lemont, Ill. (Chicago Mt. Carmel)
51	Brennan Carroll	LB	6-2	215	So.	Hoffman Estates, Ill. (Hoffman Estates HS)
48	Pat Cucci*	LB	6-1	240	So.	Winter Springs, Fla. (Winter Springs)
17	Jared Dall	WR	5-11	200	Jr.	Arlington Heights, Ill. (Harper JC)
75	Janiah Downing***	OL	6-3	310	Sr.	North Marion, Fla. (North Marion)
7	Luke Drone**	QB	6-2	210	Jr.	Mt. Carmel, Ill. (Mt. Carmel)
16	Preston Earl	QB	6-2	210	Fr.	Lincolnshire, Ill. (Stevenson)
3	Alex Filin***	DL	6-4	220	Sr.	Skokie, Ill. (Niles West)
31	Jeremy Foster	DB	6-3	205	So.	Bloomington, Ill. (University)
14	Tyler Funk	P/K	6-0	165	Fr.	Racine, Wis. (William Horlick)
54	Brent Gritton	LB	6-2	225	RFr.	Lincoln, Neb. (Lincoln East)
35	Garin Harcar	RB	5-11	255	RFr.	Grand Ridge, Ill. (Ottawa)
34	Marques Hawkins*	LB	5-8	210	Sr.	Chandler, Ariz. (Phoenix College)
11	Kelvyn Hemphill	DB	6-2	175	Fr.	San Antonio, Texas (O'Connor)
86	Jason Horton**	WR	6-0	185	Jr.	Bolingbrook, Ill. (Nequa Valley)
59	Bill Hronec**	LB	6-2	225	Jr.	Evergreen Park, Ill. (Chicago Mt. Carmel)
67	Landon Humbles	OL	6-4	285	So.	Peoria, Ill. (Richwoods)
97	Kaschiev Hunter*	DL	6-2	290	So.	Marietta, Ga. (Harrison)
71	Jeff Huntzinger*	OL	6-3	285	Jr.	Tulsa, Okla. (Union)
4	Pierre Jackson**	WR	6-1	175	Sr.	Chicago, Ill. (Minnesota)
13	Kurt James	DB	6-1	205	So.	Elmhurst, Ill. (Immaculate Conception)
78	Brandon Joyce	OL	6-5	310	Jr.	St. Charles, Mo. (Indiana)
42	Jeremy Joynt	TE	6-3	255	Jr.	Emmetsburg, Iowa (Iowa Central CC)
77	Muhammad Kahlun	OL	6-4	290	RFr.	Garland, Texas (Lakeview Centennial)
84	Clint Keller	TE	6-3	250	Jr.	Lexington, Ky. (Paul Laurence Dunbar)
19	Bobby Kelsey*	K/P	6-1	225	So.	Channahon, Ill. (Providence Catholic)
18	Drew Kempe	WR	6-3	205	RFr.	Wheaton, Ill. (Wheaton North)
25	Leon Kittrell***	DB	5-9	165	Sr.	Oak Creek, Wis. (Oak Creek)
33	Ansu Kpandeyenge*	RB	5-10	200	So.	Elgin, Ill. (Larkin)
23	Lamont Lagrone*	DB	5-10	175	Sr.	Houston, Texas (East Mississippi CC)
68	Erik Madsen	OL	6-3	285	So.	Bolingbrook, Ill. (Joliet Catholic)
87	Jermaine Malcolm	WR	6-4	185	Fr.	San Antonio, Texas (Holmes)
73	Justin Martindale***	DL	6-2	255	Sr.	Wadsworth, Ill. (Warren Township)
36	Kevin Mazur*	K/P	5-10	195	So.	Mt. Prospect, Ill. (John Hersey)
85	Warren McCarty	WR	6-4	200	RFr.	Roscoe, Ill. (Hononegah)
47	Kedric Meredith*	FB	6-3	260	So.	Peoria, Ill. (Richwoods)
83	Dave Mordis**	TE	6-3	270	Jr.	Palos Park, Ill. (Stagg)
9	Tom Nelson*	DB	6-0	195	So.	Arlington Heights, Ill. (John Hersey)
69	Joe Niklasch*	OL	6-4	280	So.	Hartland, Wis. (Arrowhead)
13	Andrew Paschal	WR	6-3	205	So.	Largo, Fla. (Ft. Scott College)
80	Dan Passarelli**	WR	5-11	190	Jr.	Naperville, Ill. (Northern Illinois)
21	Nick Passarelli**	DB	5-11	200	Jr.	Naperville, Ill. (Central)
62	Mike Piton	DL	6-2	255	Fr.	Palos Hills, Ill. (Stagg)
5	Pierre Rembert*	RB	6-0	220	Sr.	Milwaukee, Wis. (Michigan)
26	Cortes Rice*	RB	6-2	215	So.	Los Alamitos, Calif. (Los Alamitos)
2	Rafael Rice*	RB	5-11	220	Jr.	Los Alamitos, Calif. (Fullerton JC)
91	Dave Rivas	DL	6-3	230	Fr.	Chicago, Ill. (Gordon Tech)
30	Garry Roberts*	DB	6-2	210	Jr.	Edna, Texas (Edna)
81	Laurént Robinson***	WR	6-2	195	Sr.	Rockledge, Fla. (Rockledge)
10	Jake Rourke*	WR	6-3	185	So.	Chatham, Ill. (Glenwood)
90	Dan Simnick*	DL	6-2	260	Jr.	Naperville, Ill. (North)
40	Cameron Siskowic***	LB	6-2	225	Sr.	San Diego, Calif. (Washington St.)
99	Kyle Siskowic	LB	6-1	220	RFr.	San Diego, Calif. (Clairemont)
96	Babatunde Soyibo	DL	6-5	220	RFr.	Lagos, Nigeria (South Shore [Ill.])
60	Tom Speer	DL	6-4	215	RFr.	Macomb, Ill. (Macomb)
65	Billy Speiser	OL	6-5	295	Jr.	Warrenton, Mo. (Iowa Central CC)
99	James Stevenson III*	DL	6-3	250	Jr.	Franklinville, N.J. (Illinois)
6	Kye Stewart**	LB	6-0	205	Jr.	Nashville, Tenn. (Pearl-Cohn)
61	Jonathan St-Pierre	OL	6-3	301	So.	Longueuil, Quebec (Miami (Fla.))
98	Mike Strutz	DL	6-3	230	Fr.	Orland Park, Ill. (Carl Sandburg)
37	Jason Tate	DB	5-11	175	Fr.	Lake Mary, Fla. (Seminole)
95	Ronnie Tate*	DL	6-3	260	Sr.	Glendale, Ariz. (Glendale CC)
28	James Temple***	DB	6-0	210	Sr.	Savannah, Ga. (Savannah)
94	Jarek Thomas**	DL	6-3	275	Jr.	Orlando, Fla. (Edgewater)
43	Jake Weber***	LS	6-2	235	Sr.	Peoria, Ill. (Dunlap)
41	Dan Weiner	WR	6-1	190	Jr.	Chicago, Ill. (Palomar College)
88	Bert Whigham	TE	6-4	230	RFr.	Lake Mary, Fla. (Seminole)
58	Mark Whitaker*	LB	6-1	210	Jr.	Moline, Ill. (Drake)
66	Isaiah Wiggins**	OL	6-3	290	Jr.	Chicago, Ill. (Prosser)
57	Brandon Wilson	DL	6-2	210	Fr.	San Antonio, Texas (John Jay)

NUMERICAL ROSTER

No.	Name	Pos.	No.	Name	Pos.
1	Jesse Caesar	DB	45	Kyle Siskowic	LB
2	Rafael Rice	RB	47	Kedric Meredith	FB
3	Alex Filin	DL	48	Pat Cucci	LB
4	Pierre Jackson	WR	51	Brennan Carroll	LB
5	Pierre Rembert	RB	54	Brent Gritton	LB
6	Kye Stewart	LB	57	Brandon Wilson	DL
7	Luke Drone	QB	58	Mark Whitaker	LB
9	Tom Nelson	DB	59	Bill Hronec	LB
10	Jake Rourke	WR	60	Tom Speer	DL
11	Kelvyn Hemphill	DB	61	Jonathan St-Pierre	OL
12	Kevin Brockway	QB	62	Mike Piton	DL
13	Kurt James	DB	65	Billy Speiser	OL
13	Andrew Paschal	WR	66	Isaiah Wiggins	OL
14	Tyler Funk	K/P	67	Landon Humbles	OL
16	Preston Earl	QB	68	Erik Madsen	OL
17	Jared Dall	WR	69	Joe Niklasch	OL
18	Drew Kempe	WR	71	Jeff Huntzinger	OL
19	Bobby Kelsey	K/P	73	Justin Martindale	DL
21	Nick Passarelli	DB	75	Janiah Downing	OL
22	Geno Blow	RB	77	Muhammad Kahlun	OL
23	Lamont Lagrone	DB	78	Brandon Joyce	OL
25	Leon Kittrell	DB	80	Dan Passarelli	WR
26	Cortes Rice	RB	81	Laurént Robinson	WR
27	Alan Abrams	RB	83	Dave Mordis	TE
28	James Temple	DB	84	Clint Keller	TE
30	Garry Roberts	DB	85	Warren McCarty	WR
31	Jeremy Foster	DB	86	Jason Horton	WR
33	Ansu Kpandeyenge	RB	87	Jermaine Malcolm	WR
34	Marques Hawkins	LB	88	Bert Whigham	TE
35	Garin Harcar	FB	90	Dan Simnick	DL
36	Kevin Mazur	K/P	91	Dave Rivas	DL
37	Jason Tate	DB	93	Adam Blankenship	DL
40	Cameron Siskowic	LB	94	Jarek Thomas	DL
41	Dan Weiner	WR	95	Ronnie Tate	DL
42	Jeremy Joynt	TE	96	Babatunde Soyibo	DL
43	Jake Weber	LS	97	Kaschiev Hunter	DL
44	Niall Campbell	LB	98	Mike Strutz	DL
			99	James Stevenson	DL

PRONUNCIATIONS

Jesse Caesar	SEE-zahr
Niall Campbell	NILE
Pat Cucci	COO-chee
Luke Drone	rhymes with bone
Alex Filin	FILL-in
Brent Gritton	GRIT-on
Garin Harcar	GARE-in HAR-car
Marques Hawkins	MAR-kuss
Bill Hronec	RON-ick
Kaschiev Hunter	ka-SHEEV
Muhammad Kahlun	ka-LOON
Greg Laffere	LA-fair
Lamont Lagrone	la-GROWN
Joe Niklasch	NICK-lash
Dan Passarelli	PASS-uh-rel-ee
Nick Passarelli	PASS-uh-rel-ee
Mike Piton	last name rhymes with "kitten"
Laurént Robinson	Loor-RAUNT
Cameron Siskowic	SIS-co-wick
Kyle Siskowic	SIS-co-wick

ILLINOIS STATE'S SERIES HISTORY AGAINST WESTERN ILLINOIS

Western Illinois leads 47-37-3

1904	24-Nov	0	9	A	L
1905	18-Nov	24	6	H	W
1906	10-Nov	18	0	A	W
1907	9-Nov	38	4	H	W
1916	7-Oct	14	0	H	W
1923	10-Nov	0	15	A	L
1924	8-Nov	14	0	H	W
1925	7-Nov	0	14	A	L
1926	6-Nov	14	0	H	W
1927	14-Oct	6	0	A	W
1928	17-Nov	0	19	H	L
1929	2-Nov	6	12	A	L
1930	1-Nov	3	7	H	L
1931	6-Nov	13	14	A	L
1932	6-Nov	13	12	H	W
1933	4-Nov	26	7	A	W
1934	27-Oct	0	1	H	L
1935	16-Nov	7	0	A	W
1936	16-Oct	7	3	H	W
1937	16-Oct	0	0	A	T
1938	15-Oct	19	0	H	W
1939	14-Oct	0	0	A	T
1940	1-Nov	36	0	A	W
1941	1-Nov	14	0	A	W
1942	31-Oct	7	12	H	L
1943	30-Oct	26	0	A	W
1944	4-Nov	26	6	H	W
1945	20-Oct	20	7	A	W
1946	19-Oct	15	0		W
1947	15-Nov	26	0	A	W
1948	13-Nov	40	0	H	W
1949	22-Oct	14	19	A	L
1950	28-Oct	21	20	H	W
1951	13-Oct	7	28	A	L
1952	18-Oct	7	20	H	L
1953	17-Oct	7	20	A	L
1954	16-Oct	13	13	A	T
1955	4-Nov	1	0	A	W
1956	3-Nov	6	13	H	L
1957	2-Nov	7	11	A	L
1958	2-Nov	10	16	H	L
1959	7-Nov	0	58	A	L
1960	5-Nov	7	42	H	L
1961	11-Nov	7	12	A	L
1962	10-Nov	21	34	H	L
1963	5-Oct	14	28	A	L
1964	7-Nov	27	21	H	W
1965	16-Oct	15	28	A	L
1966	15-Oct	0	3	H	L
1967	21-Oct	21	17	A	W
1968	19-Oct	21	10	H	W
1969	8-Nov	13	55	A	L
1970	7-Nov	46	55	H	L
1971	23-Oct	14	16	A	L
1972	21-Oct	20	3	H	W
1974	21-Sep	37	20	A	W
1975	13-Sep	7	17	H	L
1976	30-Oct	14	24	A	L
1977	29-Oct	17	7	H	W
1978	28-Oct	20	26	A	L
1979	3-Nov	35	7	H	W
1980	1-Nov	0	27	A	L
1981	5-Sep	31	7	H	W
1982	18-Sep	13	29	A	L
1983	29-Oct	45	7	H	W
1984	27-Oct	14	28	A	L
1985	7-Sep	18	6	H	W
1986	4-Oct	17	7	A	W
1987	3-Oct	22	31	H	L
1988	29-Oct	10	13	A	L
1989	28-Oct	30	6	H	W
1990	10-Nov	7	21	A	L
1991	26-Oct	12	22	H	L
1992	31-Oct	9	37	A	L
1993	2-Oct	12	17	H	L
1994	17-Sep	17	0	A	W
1995	14-Oct	22	25	H	L
1996	9-Nov	11	28	A	L
1997	8-Nov	23	37	H	L
1998	24-Oct	10	37	A	L
1999	6-Nov	38	30	H	W
2000	4-Nov	25	18	A	W
2001	13-Oct	23	33	H	L
2002	12-Oct	17	22	A	L
2003	1-Nov	20	24	H	L
2004	16-Oct	31	40	A	L
2005	29-Oct	17	31	H	L

W. Illinois 31, #18 Illinois St. 17

October 29, 2005 • Normal, Ill. • Hancock Stadium

Attendance: 9,007

► GAME SUMMARY

No. 18 Birds Fall to Western Illinois

NORMAL, Ill. — Luke Drone hit Pierre Jackson with a pair of second-half touchdown passes for Illinois State, but it wasn't enough to catch-up with a Western Illinois team that took a 21-3 lead at halftime and held on for a 31-17 win in a Gateway Conference football game Saturday at Hancock Stadium.

The Redbirds, 5-4 overall, 2-3 in the Gateway, played without No. 1 running back Brian Thompson, out with a season-ending knee injury, and No. 2 running back Pierre Rembert, who also has a knee injury. Averaging 206 yards per game previously, Illinois State gained just 40 yards in 36 attempts on the ground against WIU.

Western Illinois, 3-6, 1-4 in the Gateway, earned its first win against a ranked team in five tries this season as Travis Glasford gained 124 yards on 25 carries for the Leathernecks.

Quarterback Steve LaFalce picked up his own fumble to score the first Leatherneck touchdown with 10:02 left in the first quarter as WIU took the opening kickoff and drove 80 yards in 15 plays to take a 7-0 lead.

A picture-perfect, 46-yard Ryan Hoffman punt rolled out of bounds at the Leatherneck one-yard line late in the first quarter. Three plays later, a WIU punt put ISU on the Leatherneck 38. After a 21-yard drive, Kevin Mazur booted a 35-yard field goal to put ISU on the scoreboard with 11 seconds left in the first period.

Five minutes into the second quarter, another Hoffman punt put the Leathernecks on their own two-yard line, but LaFalce hit Marco Thomas in stride for a 98-yard touchdown pass, breaking a 20-year-old Hancock Stadium record for longest pass completion. That play was Steve Stull to Tim Turner for 92 yards in a Redbird win over Indiana State.

WIU led 14-3 with 9:26 left in the second quarter. LaFalce hit Glasford with a 19-yard touchdown pass capping a six-play, 86-yard drive to give WIU a 21-3 lead at halftime, the largest Redbird deficit of the season.

► SCORING SUMMARY

SCOREBOARD	1	2	3	4	FINAL
Western Illinois (3-6)	7	14	3	7	31
ILLINOIS STATE (5-4)	3	0	7	7	17

FIRST QUARTER

WIU — LaFalce 2-yard run (Rowan kick), 10:02

ILS — Mazur 35-yard field goal, :11

SECOND QUARTER

WIU — Thomas 98-yard pass from LaFalce (Rowan kick), 9:26

WIU — Glasford 19-yard pass from LaFalce (Rowan kick), :33

THIRD QUARTER

ILS — Jackson 10-yard pass from Drone (Mazur kick), 6:43

WIU — Rowan 41-yard field goal, 3:11

FOURTH QUARTER

WIU — Milton 21-yard run (Rowan kick), 9:23

ILS — Jackson 55-yard pass from Drone, 8:09

► TEAM STATISTICS

	WIU	ILS
First Downs	22	19
Rushing Attempts-Yards	47-224	36-40
Passing	15-23-1	24-41-1
Passing Yards	280	300
Total Offense	504	340
Fumbles-Lost	2-1	1-1
Penalties-Yards	7-55	7-50
Time of Possession	28:48	31:12

► INDIVIDUAL STATISTICS

RUSHING: (WIU) — Glasford 25-124, LaFalce 10-51, Milton 9-49, Douglas 1-3, Team 2-(-3). (ILS) — C. Rice 15-52, R. Rice 11-22, Drone 10-(-34).

PASSING: (WIU) — LaFalce 15-23-1-280. (ILS) — Drone 24-41-1-300.

RECEIVING: (WIU) — Gray 4-54, Thomas 3-129, Glasford 3-37, Moore 2-38, Sims 2-19, Douglas 1-3. (ILS) — Horton 6-86, Robinson 6-84, Jackson 5-71, R. Rice 2-21, Hayden 2-15, Mordis 1-14, Borzick 1-8, Denley 1-1.

TACKLE LEADERS: (WIU) — Bailey 9-3-12, Green 4-5-9, Lukabo 7-1-8, Tompo 7-0-7. (ILS) — Campbell 5-5-10, Barber 9-0-9, Siskowic 1-8-9, Hawkins 4-4-8.

2006 GFC STANDINGS

	GATEWAY			OVERALL		
	W	L	PCT	W	L	PCT
Youngstown State	3	0	1.000	6	1	.857
Illinois State	2	0	1.000	5	1	.833
Northern Iowa	2	0	1.000	4	2	.667
Southern Illinois	2	1	.667	5	1	.833
Western Kentucky	2	1	.667	3	3	.500
Western Illinois	0	3	.000	3	4	.429
Missouri State	0	3	.000	1	6	.143
Indiana State	0	3	.000	0	7	.000

2006 PRESEASON POLL

1. Northern Iowa (22)	239
2. Youngstown State (7)	208
3. Illinois State (2)	190
4. Southern Illinois	160
5. Western Kentucky (1)	141
6. Western Illinois	103
7. Missouri State	79
8. Indiana State	32

SCHOLAR-BALLER™

During the 2006 season, the players listed on the left will wear the patch (shown below) on their uniform to signify their scholar baller™ status.

ISU's 2005-06 Scholar Ballers™ (2.75 GPA or higher)

Chance Allard #	Brian Arndt \$
Tristian Borzick \$	Mike Brewer
Kevin Brockway	Mike Calegari #
Niall Campbell	Brennan Carroll
Stephen Carroll #	Wally Cirafesi
Montel Conner \$	Graham Corcoran #
Pat Cucci	Stafford Davis \$
Jonathan Denley	Janiah Downing
Luke Drone \$	Greg Faulkner #
Alex Filin	Eric Follmer
Barry Hartman	Marcus Hayden
Osric Hayes #	Bill Hronec \$
Pierre Jackson \$	Kurt James
Muhammad Kahlun \$	Kyle Korth \$
Ansu Kpandeyenge #	Kevin Kreger
Anthony Kummer	Keith Lesniak #
Jonathan Lyon	Justin Martindale
Warren McCarty	Kedric Meredith
Matt Miglin	Tom Nelson#
Joe Niklasch	Nick Passarelli #
Jeremy Redic #	Rafael Rice
Laurént Robinson	William Rolle
Eyad Salem #	Dan Simnick
Cameron Siskowic \$	Kyle Siskowic \$
Babatunde Soyebó #	Mike Stegeman
Kye Stewart #	James Temple #
Jarek Thomas	Ryan Thorne #
Robert Tomei #	Tom Walters #
Jake Weber #	Dan Weiner #
Bert Whigham #	Mark Whitaker
Isgiah Wiggins	Sam Yeargin \$

indicates Spring 2006 only member; \$ indicates Fall 2005 only member

**2006 ILLINOIS STATE TEAM STATISTICS**

TEAM STATISTICS	ISU	OPP
SCORING	185	108
Points Per Game	30.8	18.0
FIRST DOWNS	125	91
Rushing	62	43
Passing	55	43
Penalty	8	5
RUSHING YARDAGE	977	685
Yards gained rushing	1107	797
Yards lost rushing	130	112
Rushing Attempts	250	200
Average Per Rush	3.9	3.4
Average Per Game	162.8	114.2
TDs Rushing	12	2
PASSING YARDAGE	1412	1162
Att-Comp-Int	157-93-3	159-91-10
Average Per Pass	9.0	7.3
Average Per Catch	15.2	12.8
Average Per Game	235.3	193.7
TDs Passing	12	8
TOTAL OFFENSE	2389	1847
Total Plays	407	359
Average Per Play	5.9	5.1
Average Per Game	398.2	307.8
KICK RETURNS: #-YARDS	21-397	26-525
PUNT RETURNS: #-YARDS	9-55	6-115
INT RETURNS: #-YARDS	10-102	3-12
KICK RETURN AVERAGE	18.9	20.2
PUNT RETURN AVERAGE	6.1	19.2
INT RETURN AVERAGE	10.2	4.0
FUMBLES-LOST	5-3	8-2
PENALTIES-YARDS	28-257	35-311
Average Per Game	42.8	51.8
PUNTS-YARDS	21-816	25-888
Average Per Punt	38.9	35.5
Net punt average	29.6	32.5
TIME OF POSSESSION/GAME	30:43	29:11
3RD-DOWN CONVERSIONS	42/83	35/82
3rd-Down Pct	51%	43%
4TH-DOWN CONVERSIONS	4/7	3/9
4th-Down Pct	57%	33%
SACKS BY-YARDS	11-67	5-28
MISC YARDS	0	0
TOUCHDOWNS SCORED	24	12
FIELD GOALS-ATTEMPTS	7-11	8-10
ON-SIDE KICKS	0-1	0-0
RED-ZONE SCORES	20-24 83%	9-14 64%
RED-ZONE TOUCHDOWNS	14-24 58%	3-14 21%
PAT-ATTEMPTS	20-21 95%	10-11 91%
ATTENDANCE	40011	58986
Games/Avg Per Game	3/13337	3/19662
Neutral Site Games		0/0

SCORE BY QUARTERS	1st	2nd	3rd	4th	Total
Illinois State	17	60	54	54	185
Opponents	16	47	27	18	108

2006 ILLINOIS STATE INDIVIDUAL STATISTICS

<i>RUSHING</i>	<i>G</i>	<i>Att</i>	<i>Gain</i>	<i>Loss</i>	<i>Net</i>	<i>Avg</i>	<i>TD</i>	<i>Long</i>	<i>Avg/G</i>
Rembert,Pierre	6	164	839	27	812	5.0	7	25	135.3
Rice,Rafael	6	39	175	6	169	4.3	4	24	28.2
Blow,Geno	4	9	28	3	25	2.8	0	13	6.2
Abrams,Alan	4	3	17	0	17	5.7	0	11	4.2
Robinson,Laurent	4	1	5	0	5	5.0	0	5	1.2
Horton,Jason	6	1	0	5	-5	-5.0	0	0	-0.8
Drone,Luke	6	24	43	50	-7	-0.3	1	11	-1.2
TEAM	5	9	0	39	-39	-4.3	0	0	-7.8
<i>Total.....</i>	<i>6</i>	<i>250</i>	<i>1107</i>	<i>130</i>	<i>977</i>	<i>3.9</i>	<i>12</i>	<i>25</i>	<i>162.8</i>
<i>Opponents.....</i>	<i>6</i>	<i>200</i>	<i>797</i>	<i>112</i>	<i>685</i>	<i>3.4</i>	<i>2</i>	<i>37</i>	<i>114.2</i>

<i>PASSING</i>	<i>G</i>	<i>Effic</i>	<i>Att-Cmp-Int</i>	<i>Pct</i>	<i>Yds</i>	<i>TD</i>	<i>Lng</i>	<i>Avg/G</i>
Drone,Luke	6	156.18	93-157-3	59.2	1412	12	70	235.3
<i>Total.....</i>	<i>6</i>	<i>156.18</i>	<i>93-157-3</i>	<i>59.2</i>	<i>1412</i>	<i>12</i>	<i>70</i>	<i>235.3</i>
<i>Opponents.....</i>	<i>6</i>	<i>122.65</i>	<i>91-159-10</i>	<i>57.2</i>	<i>1162</i>	<i>8</i>	<i>75</i>	<i>193.7</i>

<i>RECEIVING</i>	<i>G</i>	<i>No.</i>	<i>Yds</i>	<i>Avg</i>	<i>TD</i>	<i>Long</i>	<i>Avg/G</i>
Jackson,Pierre	6	28	524	18.7	4	70	87.3
Robinson,Laurent	4	18	269	14.9	4	47	67.2
Horton,Jason	6	15	254	16.9	2	68	42.3
Rourke,Jake	6	8	202	25.2	1	61	33.7
Mordis,Dave	6	8	63	7.9	0	18	10.5
Passarelli,Dan	6	6	64	10.7	0	29	10.7
Rembert,Pierre	6	6	23	3.8	0	14	3.8
Harcar,Garin	6	2	5	2.5	1	4	0.8
Meredith,Kedric	6	1	7	7.0	0	7	1.2
Rice,Rafael	6	1	1	1.0	0	1	0.2
<i>Total.....</i>	<i>6</i>	<i>93</i>	<i>1412</i>	<i>15.2</i>	<i>12</i>	<i>70</i>	<i>235.3</i>
<i>Opponents.....</i>	<i>6</i>	<i>91</i>	<i>1162</i>	<i>12.8</i>	<i>8</i>	<i>75</i>	<i>193.7</i>

<i>PUNT RETURNS</i>	<i>No.</i>	<i>Yds</i>	<i>Avg</i>	<i>TD</i>	<i>Long</i>
Horton,Jason	8	45	5.6	0	21
Passarelli,Dan	1	10	10.0	0	10
<i>Total.....</i>	<i>9</i>	<i>55</i>	<i>6.1</i>	<i>0</i>	<i>21</i>
<i>Opponents.....</i>	<i>6</i>	<i>115</i>	<i>19.2</i>	<i>1</i>	<i>81</i>

<i>INTERCEPTIONS</i>	<i>No.</i>	<i>Yds</i>	<i>Avg</i>	<i>TD</i>	<i>Long</i>
Nelson,Tom	3	29	9.7	0	18
Siskowic,Cameron	2	2	1.0	0	1
Thomas,Jarek	1	1	1.0	0	1
Kittrell,Leon	1	26	26.0	0	26
Caesar,Jesse	1	0	0.0	0	0
Tate,Jason	1	12	12.0	0	7
Temple,James	1	32	32.0	0	32
<i>Total.....</i>	<i>10</i>	<i>102</i>	<i>10.2</i>	<i>0</i>	<i>32</i>
<i>Opponents.....</i>	<i>3</i>	<i>12</i>	<i>4.0</i>	<i>0</i>	<i>12</i>

<i>KICK RETURNS</i>	<i>No.</i>	<i>Yds</i>	<i>Avg</i>	<i>TD</i>	<i>Long</i>
Nelson,Tom	11	215	19.5	0	39
Horton,Jason	6	106	17.7	0	29
Rembert,Pierre	4	76	19.0	0	32
<i>Total.....</i>	<i>21</i>	<i>397</i>	<i>18.9</i>	<i>0</i>	<i>39</i>
<i>Opponents.....</i>	<i>26</i>	<i>525</i>	<i>20.2</i>	<i>0</i>	<i>49</i>

<i>FUMBLE RETURNS</i>	<i>No.</i>	<i>Yds</i>	<i>Avg</i>	<i>TD</i>	<i>Long</i>
Caesar,Jesse	1	33	33.0	0	33
<i>Total.....</i>	<i>1</i>	<i>33</i>	<i>33.0</i>	<i>0</i>	<i>33</i>
<i>Opponents.....</i>	<i>1</i>	<i>9</i>	<i>9.0</i>	<i>1</i>	<i>9</i>

<i>SCORING</i>	<i>TD</i>	<i>FGs</i>	/-----PATs-----/					<i>DXP</i>	<i>Saf</i>	<i>Points</i>
Rembert,Pierre	7	0-0	0-0	0-1	0	0-0	0	0	0	42
Mazur,Kevin	0	7-10	20-21	0-0	0	0-0	0	0	0	41
Jackson,Pierre	4	0-0	0-0	0-0	0	0-0	0	0	0	24
Rice,Rafael	4	0-0	0-0	0-0	0	0-0	0	0	0	24
Robinson,Laurent	4	0-0	0-0	0-0	0	0-0	0	0	0	24
Horton,Jason	2	0-0	0-0	0-0	0	0-0	0	0	0	12
Harcar,Garin	1	0-0	0-0	0-0	0	0-0	0	0	0	6
Rourke,Jake	1	0-0	0-0	0-0	0	0-0	0	0	0	6
Drone,Luke	1	0-0	0-0	0-1	0	0-1	0	0	0	6
Kelsey,Bobby	0	0-1	0-0	0-0	0	0-0	0	0	0	0
<i>Total.....</i>	<i>24</i>	<i>7-11</i>	<i>20-21</i>	<i>0-2</i>	<i>0</i>	<i>0-1</i>	<i>0</i>	<i>0</i>	<i>0</i>	<i>185</i>
<i>Opponents.....</i>	<i>12</i>	<i>8-10</i>	<i>10-11</i>	<i>0-0</i>	<i>1</i>	<i>1-1</i>	<i>0</i>	<i>0</i>	<i>0</i>	<i>108</i>

<i>TOTAL OFFENSE</i>	<i>G</i>	<i>Plays</i>	<i>Rush</i>	<i>Pass</i>	<i>Total</i>	<i>Avg/G</i>
Drone,Luke	6	181	-7	1412	1405	234.2
Rembert,Pierre	6	164	812	0	812	135.3
Rice,Rafael	6	39	169	0	169	28.2
Blow,Geno	4	9	25	0	25	6.2
Abrams,Alan	4	3	17	0	17	4.2
Robinson,Laurent	4	1	5	0	5	1.2
Horton,Jason	6	1	-5	0	-5	-0.8
TEAM	5	9	-39	0	-39	-7.8
<i>Total.....</i>	<i>6</i>	<i>407</i>	<i>977</i>	<i>1412</i>	<i>2389</i>	<i>398.2</i>
<i>Opponents.....</i>	<i>6</i>	<i>359</i>	<i>685</i>	<i>1162</i>	<i>1847</i>	<i>307.8</i>

<i>FIELD GOALS</i>	<i>FGM-FGA</i>	<i>Pct</i>	<i>01-19</i>	<i>20-29</i>	<i>30-39</i>	<i>40-49</i>	<i>50-99</i>	<i>Lg</i>	<i>Blk</i>
Mazur,Kevin	7-10	70.0	1-1	4-5	2-3	0-0	0-1	35	1
Kelsey,Bobby	0-1	0.0	0-0	0-0	0-0	0-1	0-0	0	0

<i>FG SEQUENCE</i>	<i>Illinois State</i>	<i>OPPONENTS</i>
Kansas State	(35)	38,(52),(41),(30)
Central Arkansas	49,(23),(25),37,(20),(35)	(31)
Eastern Illinois	(24)	(33)
Murray State	50	-
Western Kentucky	-	(37),(29),19
Southern Illinois	(19),29	(38)

Numbers in (parentheses) indicate field goal was made.

<i>PUNTING</i>	<i>No.</i>	<i>Yds</i>	<i>Avg</i>	<i>Long</i>	<i>TB</i>	<i>FC</i>	<i>I20</i>	<i>Blkd</i>
Kelsey,Bobby	21	816	38.9	60	4	6	7	0
<i>Total.....</i>	<i>21</i>	<i>816</i>	<i>38.9</i>	<i>60</i>	<i>4</i>	<i>6</i>	<i>7</i>	<i>0</i>
<i>Opponents.....</i>	<i>25</i>	<i>888</i>	<i>35.5</i>	<i>50</i>	<i>1</i>	<i>4</i>	<i>9</i>	<i>0</i>

<i>KICKOFFS</i>	<i>No.</i>	<i>Yds</i>	<i>Avg</i>	<i>TB</i>	<i>OB</i>	<i>Retn</i>	<i>Net</i>	<i>YdLn</i>
Kelsey,Bobby	36	2137	59.4	9	0			
<i>Total.....</i>	<i>36</i>	<i>2137</i>	<i>59.4</i>	<i>9</i>	<i>0</i>	<i>525</i>	<i>39.8</i>	<i>25</i>
<i>Opponents.....</i>	<i>26</i>	<i>1516</i>	<i>58.3</i>	<i>4</i>	<i>0</i>	<i>397</i>	<i>40.0</i>	<i>25</i>

<i>ALL PURPOSE</i>	<i>G</i>	<i>Rush</i>	<i>Rec</i>	<i>PR</i>	<i>KOR</i>	<i>IR</i>	<i>Tot</i>	<i>Avg/G</i>
Rembert,Pierre	6	812	23	0	76	0	911	151.8
Jackson,Pierre	6	0	524	0	0	0	524	87.3
Horton,Jason	6	-5	254	45	106	0	400	66.7
Robinson,Laurent	4	5	269	0	0	0	274	68.5
Nelson,Tom	6	0	0	0	215	29	244	40.7
Rourke,Jake	6	0	202	0	0	0	202	33.7
Rice,Rafael	6	169	1	0	0	0	170	28.3
Passarelli,Dan	6	0	64	10	0	0	74	12.3
Mordis,Dave	6	0	63	0	0	0	63	10.5
Temple,James	6	0	0	0	0	32	32	5.3
Kittrell,Leon	6	0	0	0	0	26	26	4.3
Blow,Geno	4	25	0	0	0	0	25	6.2
Abrams,Alan	4	17	0	0	0	0	17	4.2
Tate,Jason	6	0	0	0	0	12	12	2.0
Meredith,Kedric	6	0	7	0	0	0	7	1.2
Harcar,Garin	6	0	5	0	0	0	5	0.8
Siskowic,Cameron	6	0	0	0	0	2	2	0.3
Thomas,Jarek	6	0	0	0	0	1	1	0.2
Drone,Luke	6	-7	0	0	0	0	-7	-1.2
TEAM	5	-39	0	0	0	0	-39	-7.8
<i>Total.....</i>	<i>6</i>	<i>977</i>	<i>1412</i>	<i>55</i>	<i>397</i>	<i>102</i>	<i>2943</i>	<i>490.5</i>
<i>Opponents.....</i>	<i>6</i>	<i>685</i>	<i>1162</i>	<i>115</i>	<i>525</i>	<i>12</i>	<i>2499</i>	<i>416.5</i>

2006 ILLINOIS STATE DEFENSIVE STATISTICS

DEFENSIVE LEADERS	GP	TACKLES				SACKS		PASS DEF			FUMBLES		BLKD	
		SOLO	AST	TOTAL	TFL/YDS	NO	YARDS	INT-YDS	BRUP	QBH	RCV-YDS	FF	KICK	SAF
40 Siskowic, Cameron	6	33	38	71	3.5-7	1.0-1		2-2	.	1	.	1	.	.
6 Stewart, Kye	5	33	32	65	5.5-23	2.0-16	
44 Campbell, Niall	6	22	25	47	3.5-4	.		.	3	.	.	2	.	.
1 Caesar, Jesse	6	18	8	26	.	.		1-0	2	1	1-33	.	.	.
25 Kittrell, Leon	6	14	11	25	.	.		1-26	4
28 Temple, James	6	9	13	22	.	.		1-32	3	.	.	1	.	.
9 Nelson, Tom	6	6	14	20	1.0-1	.		3-29	3
73 Martindale, Justin	6	10	9	19	3.5-17	1.0-6		.	.	3	.	1	.	.
94 Thomas, Jarek	6	12	5	17	4.5-8	1.0-1		1-1	.	2
3 Filin, Alex	6	10	5	15	5.0-14	3.0-11		.	.	1	.	1	.	.
34 Hawkins, Marques	5	4	9	13
95 Tate, Ronnie	6	10	3	13	3.5-22	2.0-19		.	3	6	1-0	1	.	.
37 Tate, Jason	6	6	2	8	1.0-3	.		1-12
99 Stevenson, James	6	2	3	5	2
59 Hronec, Bill	6	4	1	5	1.0-2
30 Roberts, Garry	6	2	3	5
90 Simnick, Dan	6	2	3	5	1.0-1
19 Kelsey, Bobby	6	3	.	3
48 Cucci, Pat	6	2	1	3
51 Carroll, Brennan	3	1	1	2
83 Mordis, Dave	6	2	.	2
93 Blankenship, Adam	6	1	1	2	1.0-13	1.0-13		.	.	1
97 Hunter, Kaschiev	4	2	.	2
58 Whitaker, Mark	6	.	2	2
57 Wilson, Brandon	5	1	1	2
43 Weber, Jake	6	.	1	1
31 Foster, Jeremy	1	.	1	1
4 Jackson, Pierre	6	.	1	1
<i>Total.....</i>	<i>6</i>	<i>209</i>	<i>193</i>	<i>402</i>	<i>34-115</i>	<i>11-67</i>		<i>10-102</i>	<i>18</i>	<i>17</i>	<i>2-33</i>	<i>7</i>	<i>.</i>	<i>.</i>
<i>Opponents.....</i>	<i>6</i>	<i>252</i>	<i>182</i>	<i>434</i>	<i>32.0-121</i>	<i>5-28</i>		<i>3-12</i>	<i>26</i>	<i>13</i>	<i>3-9</i>	<i>5</i>	<i>1</i>	<i>.</i>



2006 GAME-BY-GAME INDIVIDUAL STATISTICS

Rushing (Att.-Yds.-TD)

Opp.	Abrams	Blow	C. Rice	R. Rice	Drone	Rembert
at Kansas St.	dnp	dnp	dnp	0-0-0	4-(-17)-0	29-105-0
C. Arkansas	0-0-0	0-0-0	dnp	7-30-0	2-1-0	27-139-0
E. Illinois	dnp	3-3-0	dnp	5-45-1	4-20-0	24-105-2
at Murray St.	0-0-0	1-0-0	dnp	8-15-0	6-(-11)-0	39-184-2
at Western Ky.	0-0-0	dnp	dnp	7-26-1	6-2-0	26-142-2
S. Illinois	3-17-0	5-22-0	dnp	12-53-2	2-(-2)-0	19-137-1

at W. Illinois

Y'stown St.

Missouri St.

at Indiana St.

at N. Iowa

Passing (Comp.-Att.-Int.-Yds.-TD)

Opp.	Brockway	Drone	Earl
at Kansas St.	dnp	24-38-1-253-3	dnp
C. Arkansas	dnp	16-38-0-228-1	dnp
E. Illinois	dnp	17-26-0-288-3	dnp
at Murray St.	dnp	10-20-2-159-2	dnp
at Western Ky.	dnp	12-17-0-204-1	dnp
S. Illinois	dnp	14-18-0-280-2	dnp

at W. Illinois

Y'stown St.

Missouri St.

at Indiana St.

at N. Iowa

Kicking Stats

Opp.	Kelsey			Mazur		
	FG	FG Seq.	PAT	FG	FG Seq.	PAT
at Kansas St.	0-0		0-0	1-1	(35)	2-2
C. Arkansas	0-1	49	0-0	4-5	(23), (25), 37, (20), (35)	0-0
E. Illinois	0-0		0-0	1-1	(24)	5-5
at Murray St.	0-0		0-0	0-1	50	5-5
at Western Ky.	0-0		0-0	0-0		4-4
S. Illinois	0-0		0-0	1-2	(19), 29	4-5

at W. Illinois

Y'stown St.

Missouri St.

at Indiana St.

at N. Iowa

Punting

Kelsey	(No.-Avg.-Long)	50+	I-20	I-10	I-5
at Kansas St.	4-36.0-39	0	1	1	0
C. Arkansas	6-37.5-46	0	2	2	1
E. Illinois	3-37.0-39	0	1	0	0
at Murray St.	3-34.7-43	0	2	0	0
at Western Ky.	3-45.3-48	0	1	1	1
S. Illinois	2-48.0-60	1	0	0	0

at W. Illinois

Y'stown St.

Missouri St.

at Indiana St.


at N. Iowa

Receivers (Rec.-Yards.-TD)

	KSU	UCA	EIU	Murray	WKU	SIU	WIU	YSU	MSU	INS	UNI
Horton	3-21-0	4-31-0	3-77-1	0-0-0	1-5-0	4-120-1					
Jackson	3-88-1	9-113-0	6-132-2	3-31-0	2-47-0	5-113-1					
Mordis	4-31-0	1-18-0	0-0-0	0-0-0	2-14-0	1-0-0					
Passarelli, D.	0-0-0	0-0-0	4-23-0	0-0-0	2-41-0	0-0-0					
Robinson	9-77-2	inj	inj	6-121-2	2-48-0	1-23-0					
Rourke	1-24-0	2-66-1	2-53-0	1-7-0	1-36-0	1-16-0					

Defense (UT-AT-TT-TFL-FR-I-PBU-S)

	KSU	UCA	EIU	Murray	WKU	SIU	WIU	YSU	MSU	INS	UNI
Blankenship	0-1-1-0-0-0-0-0	0-0-0-0-0-0-0-0	0-0-0-0-0-0-0-0	1-0-1-1-0-0-1	0-0-0-0-0-0-0-0	0-0-0-0-0-0-0-0					
Caesar	1-0-1-0-0-0-0-0	3-1-4-0-0-0-0-0	6-5-11-0-0-1-0-0	6-0-6-0-0-0-1-0	2-0-2-0-0-0-1-0	0-2-2-0-1-0-0-0					
Campbell	3-3-6-1-5-0-0-0-0	4-5-9-1-0-0-2-0	5-6-11-0-0-0-0-0	3-0-3-0-0-0-0-0	5-7-12-1-0-0-0-0	2-4-6-0-0-0-1-0					
Filin	0-0-0-0-0-0-0-0	3-0-3-2-0-0-0-1	3-3-6-2-0-0-0-1	2-0-2-2-0-0-0-1	1-1-2-0-0-0-0-0	2-1-3-0-0-0-0-0					
Hawkins	1-0-1-0-0-0-0-0	dnp	1-7-8-0-0-0-0-0	0-0-0-0-0-0-0-0	1-0-1-0-0-0-0-0	1-2-3-0-0-0-0-0					
Hronec	3-0-3-1-0-0-0-0	0-1-1-0-0-0-0-0	1-0-1-0-0-0-0-0	0-0-0-0-0-0-0-0	0-0-0-0-0-0-0-0	0-0-0-0-0-0-0-0					
Kittrell	2-3-5-0-0-0-1-0	4-1-5-0-0-0-0-0	1-2-3-0-0-0-0-0	3-0-3-0-0-1-1-0	2-3-5-0-0-0-2-0	2-2-4-0-0-0-0-0					
Martindale	1-1-2-0-0-0-0-0	2-2-4-2-5-0-0-0-1	1-2-3-0-0-0-0-0	0-0-0-0-0-0-0-0	2-2-4-0-0-0-0-0	4-2-6-1-0-0-0-0					
Nelson	0-0-0-0-0-2-1-0	1-1-2-0-0-1-1-0	1-1-2-0-0-0-1-0	0-0-0-0-0-0-0-0	2-7-9-0-0-0-0-0	2-5-7-1-0-0-0-0					
Simmick	0-1-1-0-0-0-0-0	0-0-0-0-0-0-0-0	1-0-1-1-0-0-0-0	0-0-0-0-0-0-0-0	0-0-0-0-0-0-0-0	1-2-3-0-0-0-0-0					
Siskowic, C.	8-7-15-1-0-0-0-1	2-6-8-2-5-0-0-0-0	7-15-22-0-0-0-0-0	5-0-5-0-0-1-0-0	5-4-9-0-0-0-0-0	6-6-12-0-0-1-0-0					
Stevenson	0-0-0-0-0-0-0-0	0-0-0-0-0-0-0-0	0-1-1-0-0-0-0-0	1-0-1-0-0-0-0-0	0-2-2-0-0-0-0-0	1-0-1-0-0-0-0-0					
Stewart	8-5-13-2-5-0-0-0-1	9-5-14-0-5-0-0-0-0	inj	7-2-9-0-5-0-0-0-0	2-10-12-1-0-0-0-0	7-10-17-1-0-0-0-1					
Tate, J.	0-0-0-0-0-0-0-0	3-0-3-0-0-0-0-0	1-2-3-0-0-1-0-0	2-0-2-1-0-0-0-0	0-0-0-0-0-0-0-0	0-0-0-0-0-0-0-0					
Tate, R.	2-0-2-0-0-0-2-0	2-2-4-1-5-0-0-1-0	0-1-1-0-0-0-0-0	4-0-4-1-1-0-0-1	2-0-2-1-0-0-0-1	0-0-0-0-0-0-0-0					
Temple	1-2-3-0-0-0-0-0	1-0-1-0-0-0-2-0	1-7-8-0-0-1-0-0	0-1-1-0-0-0-0-0	2-2-4-0-0-0-0-0	4-1-5-0-0-0-1-0					
Thomas	2-1-3-0-0-0-0-0	3-2-5-3-0-1-0-1	3-0-3-0-0-0-0-0	1-1-2-1-5-0-0-0-0	2-0-2-0-0-0-0-0	1-1-2-0-0-0-0-0					



REDBIRD CAPTAINS

Game	Redbird Captains
at Kansas St.	Campbell, Drone, Robinson, Temple
C. Arkansas	Kittrell, Martindale, R. Tate, Rembert
E. Illinois	Hawkins, Jackson, Martindale, Weber
at Murray St.	Campbell, Drone, Jackson, C. Siskowic
at Western Ky.	Campbell, Rembert, C. Siskowic, Temple
S. Illinois	Campbell, Drone, Jackson, Martindale
at W. Illinois	
Y'stown St.	
Missouri St.	
at Indiana St.	
at N. Iowa	

GFC PLAYERS OF THE WEEK**OFFENSE**

Sept. 4 - Laur nt Robinson (WR - 9 rec., 77 yds., 2 TDs)
 Sept. 24 - Pierre Rembert (RB - 184 yards, 2 TDs, 39 att.)

DEFENSE

Sept. 10 - Kye Stewart (LB - 14 tackles, 9 solo and .5 TFL)
 Sept. 17 - Cameron Siskowic (LB - 22 tackles, 1 FF, 1 QBH)
 Oct. 15 - Kye Stewart (LB - 17 tackles, 7 solo, 1 sack)

SPECIAL TEAMS

Sept. 10 - Kevin Mazur (K - 4 FGs from 23, 25, 20, 35)

OFFENSIVE LINE

Sept. 26 - Isaiah Wiggins (LT - 12 KDs, 0 Sacks, 87%)

NATIONAL PLAYERS OF THE WEEK**TSN DEFENSIVE PLAYER OF THE WEEK**

Sept. 18 - Cameron Siskowic (LB - 22 tackles, 1 FF, 1 QBH)

I-AA.org ALL-STAR


Sept. 18 - Cameron Siskowic (LB - 22 tackles, 1 FF, 1 QBH)

FOOTBALL GAZETTE PLAYER OF THE WEEK

Sept. 18 - Cameron Siskowic (LB - 22 tackles, 1 FF, 1 QBH)

2006 PLAYER PARTICIPATION

	KSU	UCA	EIU	Murray	WKU	SIU	WIU	YSU	MSU	INS	UNI
Abrams, Alan	dnp	x	dnp	x	x	x					
Blankenship, Adam	x	x	x	x	x	x					
Blow, Geno	dnp	x	x	x	dnp	x					
Bradbury, Brandon	dnp	x	inj	inj	inj	inj					
Caesar, Jesse	S-CB	S-CB	S-CB	S-CB	S-CB	S-CB					
Campbell, Niall	x	S-MLB	S-MLB	S-MLB	S-MLB	S-MLB					
Carroll, Brennan	dnp	x	x	x	dnp	dnp					
Cucci, Pat	S-SLB	x	x	x	x	x					
Downing, Janiah	S-RG	S-RG	S-RG	S-RG	S-RG	S-RG					
Drone, Luke	S-QB	S-QB	S-QB	S-QB	S-QB	S-QB					
Filin, Alex	x	x	x	x	x	S-DE					
Harcar, Garin	x	x	x	x	x	x					
Hawkins, Marques	x	dnp	S-WLB	x	x	x					
Horton, Jason	x	S-WR	S-WR	x	x	x					
Hronec, Bill	S-MLB	x	x	x	x	x					
Hunter, Kaschiev	dnp	x	x	dnp	x	x					
Huntzinger, Jeff	dnp	dnp	x	dnp	dnp	dnp					
Jackson, Pierre	S-WR	S-WR	S-WR	S-WR	S-WR	S-WR					
Joyce, Brandon	dnp	x	S-RT	S-RT	S-RT	S-RT					
Joynt, Jeremy	x	x	S-TE	S-TE	x	x					
Keller, Clint	x	x	x	x	x	x					
Kelsey, Bobby	x	x	x	x	x	x					
Kittrell, Leon	S-CB	S-CB	S-CB	S-CB	S-CB	S-CB					
Lagrone, Lamont	dnp	x	dnp	x	x	x					
Lyon, Jonathan	S-RT	S-RT	inj	inj	inj	inj					
Madsen, Erik	S-C	S-C	S-C	S-C	dnp	dnp					
Martindale, Justin	S-DT	S-DT	S-DT	S-DT	S-DT	S-DE					
Mazur, Kevin	x	x	x	x	x	x					
McCarty, Warren	dnp	x	dnp	x	x	x					
Meredith, Kedric	S-TE	S-TE	x	x	S-TE	S-TE					
Mordis, Dave	S-HB	S-HB	S-HB	S-HB	S-HB	S-HB					
Nelson, Tom	S-FS	S-FS	S-FS	S-FS	S-FS	S-FS					
Niklasch, Joe	S-LG	S-LG	S-LG	S-LG	S-LG	S-LG					
Passarelli, Dan	x	x	x	x	x	x					
Rembert, Pierre	S-TB	S-TB	S-TB	S-TB	S-TB	S-TB					
Rice, Rafael	x	x	x	x	x	x					
Roberts, Garry	x	x	x	x	x	x					
Robinson, Laur�nt	S-WR	inj	inj	S-WR	S-WR	S-WR					
Rourke, Jake	x	x	x	x	x	x					
Sheering, J.W.	dnp	x	dnp	dnp	dnp	dnp					
Simnick, Dan	x	x	x	x	x	S-DT					
Siskowic, Cameron	x	S-SLB	S-SLB	S-SLB	S-SLB	S-SLB					
Siskowic, Kyle	dnp	dnp	x	x	x	x					
Soyebo, Babatunde	dnp	dnp	x	dnp	dnp	dnp					
Speer, Tom	x	x	x	x	x	dnp					
Speiser, Bill	x	x	x	x	dnp	x					
Stevenson, James	S-DE	S-DE	S-DE	S-DE	S-DE	x					
Stewart, Kye	S-WLB	S-WLB	inj	S-WLB	S-WLB	S-WLB					
St-Pierre, Jonathan	dnp	x	x	x	S-C	S-C					
Tate, Jason	x	x	x	x	x	x					
Tate, Ronnie	S-DE	S-DE	S-DE	S-DE	S-DE	x					
Temple, James	S-SS	S-SS	S-SS	S-SS	S-SS	S-SS					
Thomas, Jarek	S-DT	S-DT	S-DT	S-DT	S-DT	S-DT					
Weber, Jake	x	x	x	x	x	x					
Whitaker, Mark	x	x	x	x	x	x					
Wiggins, Isaiah	S-LT	S-LT	S-LT	S-LT	S-LT	S-LT					
Wilson, Brandon	dnp	x	x	x	x	x					



THE SPORTS NETWORK POLL

Team (first place votes)	Pts.	Prv. Rank
1. Appalachian State (88)	2,693	2
2. Montana (2)	2,498	3
3. Illinois State (11)	2,401	5
4. Cal Poly (1)	2,371	4
5. Youngstown State* (1)	2,172	6
6. Massachusetts	2,034	8
7. New Hampshire (1)	2,023	1
8. James Madison	1,991	13
9. North Dakota State (2)	1,981	9
10. Richmond	1,720	10
11. Hampton (3)	1,645	12
12. Furman	1,558	11
13. Southern Illinois*	1,466	7
14. Northern Iowa*	1,349	14
15. Harvard	1,060	15
16. Tennessee-Martin	925	17
17. Eastern Illinois	889	16
18. UC Davis	719	18
19. Maine	626	23
20. Alabama A&M	612	20
21. San Diego	587	21
22. Princeton	507	24
23. Portland State	373	25
24. Coastal Carolina	228	NR
25. Sam Houston State	182	NR

*Gateway Football Conference member
 Illinois State opponent

THE CSN COACHES POLL

Team (first place votes)	Pts.	Prv. Rank
1. Appalachian State (21)	617	2
2. Montana (2)	559	3
3. Illinois State (1)	551	5
4. Cal Poly	530	4
5. Youngstown State* (1)	503	6
6. Massachusetts	476	9
7. New Hampshire (22)	475	1
8. North Dakota State	467	8
9. James Madison	443	13
11. Richmond	393	11
11. Hampton	376	10
12. Furman	333	12
13. Northern Iowa*	312	14
14. Southern Illinois*	299	7
15. Harvard	251	15
16. Eastern Illinois	215	16
17. Tennessee-Martin	192	17
18. UC Davis	171	21
19. Maine	164	23
20. San Diego	144	19
21. Princeton	139	22
22. Alabama A&M	119	18
23. Portland State	81	NR
24. Coastal Carolina	65	24
25. Montana State	50	NR

*Gateway Football Conference member
 Illinois State opponent

ILLINOIS STATE' SCORING DRIVES/PLAYS

Qtr.	Opponent	Time	Scoring Play	Conversion	Plays-Yds.	TOP	Score
1	Kansas State	9:42	Mazur 35-yard field goal		11-53	4:41	3-0
3	Kansas State	12:25	Robinson 4-yard pass from Drone	Mazur kick	7-86	2:35	10-10
4	Kansas State	12:35	Robinson 2-yard pass from Drone	Mazur kick	13-80	7:00	17-13
4	Kansas State	3:02	Jackson 3-yard pass from Drone	Rush Failed	11-47	5:23	23-24
2	C. Arkansas	14:12	Mazur 23-yard field goal		13-83	2:26	3-0
2	C. Arkansas	10:04	Mazur 25-yard field goal		7-34	2:11	6-0
3	C. Arkansas	12:18	Rourke 61-yard pass from Drone	Pass Failed	6-95	2:33	12-0
4	C. Arkansas	12:36	Mazur 20-yard field goal		9-71	3:40	15-3
4	C. Arkansas	3:03	Mazur 35-yard field goal		4-5	1:07	18-3
2	Eastern Illinois	12:48	Rembert 1-yard run	Mazur kick	8-80	2:47	7-10
2	Eastern Illinois	4:59	Jackson 55-yard pass from Drone	Mazur kick	3-73	1:08	14-16
2	Eastern Illinois	1:58	Horton 41-yard pass from Drone	Rush Failed	3-43	1:28	20-16
2	Eastern Illinois	:17	Mazur 24-yard field goal		4-1	:54	23-16
3	Eastern Illinois	3:50	Rembert 4-yard run	Mazur kick	7-36	1:58	30-23
4	Eastern Illinois	12:49	Jackson 4-yard pass from Drone	Mazur kick	7-61	3:06	37-23
4	Eastern Illinois	:35	R. Rice 24-yard run	Mazur kick	10-80	4:01	44-30
1	Murray State	3:41	Drone 1-yard run	Mazur kick	7-50	2:40	7-0
2	Murray State	12:56	Rembert 4-yard run	Mazur kick	7-75	2:52	14-0
3	Murray State	12:39	Rembert 9-yard run	Mazur kick	1-9	:06	21-14
3	Murray State	8:12	Robinson 26-yard pass from Drone	Mazur kick	7-34	3:27	28-14
4	Murray State	9:57	Robinson 6-yard pass from Drone	Mazur kick	15-80	6:48	35-14
2	Western Ky.	14:01	R. Rice 2-yard run	Mazur kick	3-45	1:03	7-3
2	Western Ky.	:22	Harcar 1-yard pass from Drone	Mazur kick	9-80	2:05	14-13
3	Western Ky.	10:38	Rembert 13-yard run	Mazur kick	9-78	4:15	21-13
4	Western Ky.	10:40	Rembert 2-yard run	Mazur kick	13-80	7:32	28-27
1	Southern Illinois	1:04	Rembert 4-yard run	Mazur kick	7-68	3:15	7-3
2	Southern Illinois	1:55	R. Rice 17-yard run	Mazur kick	10-92	3:49	14-10
2	Southern Illinois	:17	Mazur 19-yard field goal		5-31	:44	17-10
3	Southern Illinois	12:22	Jackson 36-yard pass from Drone	Mazur kick	6-62	2:26	24-10
3	Southern Illinois	7:33	Horton 68-yard pass from Drone	Kick Failed	3-93	1:16	30-10
4	Southern Illinois	8:09	R. Rice 6-yard run	Mazur kick	8-60	4:19	37-10

REDBIRDS IN THE POLLS

	TSN	CSN
Week 1	9	No Poll
Week 2	7	9
Week 3	7	6
Week 4	6	6
Week 5	6	5
Week 6	6	5
Week 7	5	5
Week 8	3	3

OPPONENT SCORING DRIVES/PLAYS

Qtr.	Opponent	Time	Scoring Play	Conversion	Plays-Yds.	TOP	Score
2	Kansas State	4:54	Snodgrass 52-yard field goal		13-59	4:52	3-3
2	Kansas State	1:55	Figurs 81-yard punt return	Snodgrass kick			3-10
3	Kansas State	4:35	Snodgrass 41-yard field goal		7-10	3:28	10-13
4	Kansas State	8:36	Snodgrass 30-yard field goal		10-45	3:50	17-16
4	Kansas State	8:25	Garvin 9-yard fumble recovery	Norwood catch			17-24
3	Central Arkansas	1:25	Paul 31-yard field goal		8-73	3:49	12-3
1	Eastern Illinois	7:58	Webb 4-yard run	Yates kick	10-64	4:42	0-7
1	Eastern Illinois	:43	Yates 33-yard field goal		8-14	3:51	0-10
2	Eastern Illinois	6:19	Rucker 28-yard pass from Donato	Kick Failed	5-53	1:49	7-16
3	Eastern Illinois	10:50	Rucker 19-yard pass from Donato	Yates kick	8-46	3:55	23-23
4	Eastern Illinois	4:43	Voss 11-yard pass from Donato	Yates kick	9-39	3:36	30-37
2	Murray State	7:10	Woods 75-yard pass from Barnard	Crass kick	1-75	:30	7-14
2	Murray State	:22	Harper 7-yard pass from Barnard	Crass kick	8-60	1:30	14-14
1	Western Ky.	6:13	James 37-yard field goal		6-26	3:36	0-3
2	Western Ky.	11:56	Hamilton 24-yard pass from Haddix	James kick	4-80	1:56	7-10
2	Western Ky.	2:38	James 29-yard field goal		14-60	7:54	7-13
3	Western Ky.	8:10	Moore 1-yard run	James kick	5-42	2:14	21-20
3	Western Ky.	3:11	Hamilton 45-yard pass from Haddix	James kick	6-80	2:36	21-27
1	Southern Illinois	7:54	Coffin 38-yard field goal		14-61	7:06	0-3
2	Southern Illinois	11:47	Jones 8-yard pass from Hill	Coffin kick	9-82	4:08	7-10

NATIONAL RANKINGS

Team Statistics	Rank	Avg.
Rushing Offense	42	162.83
Passing Offense	17	235.33
Total Offense	12	398.17
Scoring Offense	13	30.83
Rushing Defense	31	114.17
Pass Efficiency Defense	52	122.61
Total Defense	39	307.83
Scoring Defense	124	18.00
Net Punting	87	29.57
Punt Returns	92	6.11
Kickoff Returns	63	18.90
Turnover Margin	10	1.00
Pass Defense	72	193.67
Passing Efficiency	9	156.15
Sacks	48	1.83
Tackles for Loss	49	5.67
Sacks Allowed	6	.83

Individual Statistics in the Top 20

Pierre Rembert - Rushing	7	135.33
Luke Drone - Passing Efficiency	11	156.18
Luke Drone - Total Offense	10	234.17
Pierre Jackson - Receiving Yards	17	87.33
Kevin Mazur - Field Goals	14	1.17
Pierre Rembert - All Purpose	11	151.83
Kye Stewart - Total Tackles	2	13.00
Cameron Siskowic - Total Tackles	3	11.83

TOP FIVE UNDER JOHNSON

Here is a top five list of ISU players that have passed for 300 yards or rushed or caught 100 yards in Denver Johnson's tenure:

100-Yard Rushing Games (46)

272. Pierre Rembert at Missouri State (11/5/05)
239. Sha-Ron Edwards at Missouri State (11/8/03)
233. Sha-Ron Edwards vs. Western Ky. (10/18/03)
222. Brian Thompson vs. Y'stown State (10/23/04)
210. Quincy Washington vs. Quincy (9/7/02)

300-Yard Passing Games (11)

440. Luke Drone vs. Indiana State (11/12/05)
385. Mike Souza at Illinois (9/6/03)
372. Yance Vaughan at Minnesota (9/11/04)
350. Kevin Glenn vs. Missouri State (11/18/00)
348. Yance Vaughan at Indiana State (10/2/04)

100-Yard Receiving Games (24)

292. Laurént Robinson vs. Indiana State (11/12/05)
243. Laurént Robinson vs. Northern Iowa (10/22/05)
243. Dwayne Smith at Illinois (9/6/03)
183. Vito Golson vs. Northern Iowa (10/27/01)
180. Laurént Robinson at Southern Illinois (10/15/05)

ISU LONG PLAYS

Plays of 20 or more yards from scrimmage ...

	ISU	Opp.
at Kansas St.	3	2
C. Arkansas	3	5
E. Illinois	5	1
at Murray St.	2	3
at Western Ky.	6	7
S. Illinois	5	1
at W. Illinois		
Y'stown St.		
Missouri St.		
at Indiana St.		
at N. Iowa		



THE REDBIRDS' RECORD WHEN

	2006	DJ Era*
Playing at home	3-0	25-13
Playing on the road	2-1	12-23
Playing on a neutral field	0-0	0-0
Playing at night	4-1	15-10
Playing during the day	1-0	22-26
ISU scores on first possession	0-1	16-5
Opponent scores on first possession	2-0	11-17
ISU scores first	2-1	20-8
Opponent scores first	3-0	16-27
ISU leads after the 1st quarter	2-1	18-8
Opponent leads after 1st quarter	2-0	9-23
ISU leads at halftime	4-0	24-8
Opponent leads at halftime	0-1	8-26
ISU leads after 3rd quarter	4-0	25-6
Opponent leads after 3rd quarter	1-1	9-29
Game goes into overtime	0-0	1-2
ISU has more total yards	4-1	29-15
Opponent has more total yards	1-0	7-22
ISU has more rushing yards	3-1	28-13
Opponent has more rushing yards	2-0	8-24
ISU has more passing yards	2-1	25-20
Opponent has more passing yards	3-0	11-16
ISU has more turnovers	2-0	12-23
Opponent has more turnovers	3-0	19-8
Teams have equal turnovers	0-0	5-5
ISU has more penalties	2-0	18-17
Opponent has more penalties	3-1	15-18
ISU has more time of possession	2-1	20-15
Opponent has more time of possession	3-0	15-22
ISU has 100-yard rusher	5-1	30-15
Opponent has 100-yard rusher	3-0	15-21
ISU scores at least 20 points	4-1	32-17
Opponent scores at least 20 points	2-1	14-33
ISU throws for 300 yards	0-0	8-5
Opponent throws for 300 yards	0-0	1-10
Playing on natural grass	0-0	2-7
Playing on artificial surface	5-1	33-31
ISU defense scores	0-0	7-5
Opponent defense scores	0-0	2-11
ISU returns KO/Punt for TD	0-0	1-0
Opponent returns KO/Punt for TD	0-1	2-3

*Denotes the Denver Johnson era (2000-present)

THE LAST TIME IT HAPPENED**ILLINOIS STATE INDIVIDUAL**

Rushed for 100 yards	137, Pierre Rembert vs. Southern Illinois, 10-14-06
Rushed for 200 yards	272, Pierre Rembert at Missouri State, 11-5-05
Passed for 200 yards	280, Luke Drone vs. Southern Illinois, 10-14-06
Passed for 300 yards	440, Luke Drone vs. Indiana State, 11-12-05
Passed for 400 yards	440, Luke Drone vs. Indiana State, 11-12-05
Had 10 receptions	14, Laurént Robinson vs. Indiana State, 11-12-05
Had 100 yards receiving	Jason Horton (120) and Pierre Jackson (113) vs. SIU, 10-14-06
Returned a punt for a TD	Joe Walkins (52 yards) vs. Y'stown St., 10-23-04
Returned a kickoff for a TD	LaShawn Bullock (97 yards) vs. Y'stown St., 10-23-04
Returned an interception for a TD	Kye Stewart (21 yards) vs. Western Kentucky, 10-8-05
Returned a fumble for a TD	James Temple (56 yards) vs. Western Kentucky, 10-8-05
Returned a blocked FG for a TD	Armando Andrade (85 yards) vs. W. Va. Tech, 8-31-00
Returned a blocked punt for a TD	Justin Frierson (28 yards) vs. Prairie View A&M, 10-21-00
Rushed for three touchdowns	3, Cortes Rice vs. Indiana State, 11-12-05
Threw three touchdown passes	3, Luke Drone vs. Eastern Illinois, 9-16-06
Caught three touchdown passes	3, Laurént Robinson vs. Indiana State, 11-12-05
Kicked three field goals	4, Kevin Mazur vs. Central Arkansas, 9-9-06
Had a 70-yard run from scrimmage	70, Demetrus Johnson vs. Saint Xavier, 9-2-04
Had a 70-yard pass completion	88, Luke Drone to Pierre Jackson at Kansas St., 9-2-06
Had 20 tackles	22, Cameron Siskowic vs. Eastern Illinois, 9-16-06
Had 50-yard field goal	50, Stephen Carroll at S. Illinois, 10-14-03
Had a 70-yard punt	70, Ryan Hoffman vs. Y'stown St., 10-23-04

ILLINOIS STATE TEAM

400 yards rushing	405 vs. Youngstown State, 11-14-98
300 yards rushing	341 at Missouri State, 11-5-05
400 yards passing	440 vs. Indiana State, 11-12-05
300 yards passing	440 vs. Indiana State, 11-12-05
500 yards total offense	708 vs. Indiana State, 11-12-05
30 first downs	35 vs. Indiana State, 11-12-05
50 points	70 vs. Indiana State, 11-12-05
Scored a safety	at Youngstown State (sacked punter), 10-25-03
Posted a shutout	Illinois State 42, Murray State 0, 9-24-05
Held an opponent under 100 yards rushing	28 at Murray State, 9-23-06
Held an opponent under 100 yards passing	99 vs. Indiana State, 11-12-05
Held an opponent under 200 total yards	135 vs. Murray State, 9-24-05
Held an opponent under 100 total yards	87 vs. Lincoln, 9-1-84
Blocked a punt	at Northern Iowa, 11-13-04
Blocked a field goal	vs. Drake, 9-10-05
Blocked an extra point attempt	vs. Drake, 9-10-05

OPPONENT INDIVIDUAL

Rushed for 100 yards	140, Arkee Whitlock, Southern Illinois, 10-14-06
Rushed for 200 yards	207, Julian Reese, Indiana State, 11-10-01
Passed for 200 yards	291, Justin Haddix, Western Kentucky, 10-7-06
Passed for 300 yards	314, Bret Meyer, Iowa State, 9-3-05
Passed for 400 yards	460, A.J. Porter, Missouri State, 11-8-03
Had 10 receptions	10, Jeff Hewitt, Missouri State, 11-18-00
Had 100 yards receiving	173, Curtis Hamilton, Western Kentucky, 10-7-06
Returned a punt for a TD	81, Yamon Figurs, Kansas State, 9-2-06
Returned a kickoff for a TD	Steven Rush (100 yards), Missouri State, 10-9-04
Returned an interception for a TD	Fred Miller (32 yards), Eastern Illinois, 9-20-03
Returned a fumble for a TD	9, Byron Garwin at Kansas State, 92-05
Returned a blocked FG for a TD	Travis Williams (66 yards), Illinois, 9-6-03
Returned a blocked punt for a TD	Jason Newell (5 yards), Southern Illinois, 10-6-01
Rushed for three touchdowns	3, Andre Forte, Indiana State, 11-12-05
Threw three touchdown passes	3, Mike Donato, Eastern Illinois, 9-16-06
Caught three touchdown passes	4, Steven Rush, Missouri State, 11-8-03
Kicked three field goals	3, Chris James, Western Kentucky, 10-8-05
Had a 70-yard run from scrimmage	80, Laurence Maroney, Minnesota, 9-11-04
Had a 70-yard pass completion	75, Zach Barnard to Dante Woods, Murray State 9-23-06
Had 20 tackles	21, Ian Dominelli, Youngstown State, 10-30-99
Had 50-yard field goal	52, Jeff Snodgrass at Kansas State, 9-2-06
Had a 70-yard punt	74, Jim Hannula, Northern Illinois, 9-30-78

OPPONENT TEAM

400 yards rushing	474, Western Kentucky, 11-3-01
300 yards rushing	303, Minnesota, 9-11-04
400 yards passing	460, Missouri State, 11-8-03
300 yards passing	314, Iowa State, 9-3-05
500 yards total offense	504, Western Illinois, 10-29-05
30 first downs	32, UNLV, 9-27-97
50 points	58, Western Kentucky, 11-3-01
Scored a safety	Iowa State, 9-3-05
Posted a shutout	Florida Atlantic, 11-20-04
Held ISU under 100 yards rushing	93, Kansas State, 9-2-06
Held ISU under 100 yards passing	53, Drake, 8-28-03
Held ISU under 200 total yards	198, Youngstown State, 11-9-02
Held ISU under 100 total yards	94, Central State, 9-9-89
Blocked a punt	Drake, 9-10-05
Blocked a field goal	Southern Illinois, 10-14-06
Blocked an extra point attempt	South Florida, 10-16-99

Kansas St. 24, #9 Illinois State 23September 2, 2006 • Manhattan, Kan. • Snyder Family Stadium
Attendance: 47,250► **GAME SUMMARY****ISU Gives K-State a Scare, But Falls 24-23**

MANHATTAN, Kan. – Heading into Saturday's football season opener against Kansas State, the Illinois State Redbirds were determined to give their Division I counterparts a tough game. That is certainly what the Wildcats received from the Redbirds, as a failed two-point conversion with 3:02 left in the fourth quarter left the 'Birds a point short and ISU was defeated 24-23 in front of 47,250 fans at the newly dedicated Bill Snyder Family Stadium.

On the first play from scrimmage, ISU safety Tom Nelson intercepted a long pass from KSU quarterback Dylan Meier and put the Redbirds on offense. The 'Birds took full advantage of the early turnover as Kevin Mazur capped off a 11-play, 53 yard scoring drive with a 35-yard field goal to give the Redbirds a 3-0 lead with 9:42 left in the first quarter.

KSU kicker Jeff Snodgrass connected on a 52-yard field goal to tie the score at 3-3 with 4:54 left in the half. The Wildcats then continued to impress on special teams, as Yamon Figurs returned a Bobby Kelsey punt 81 yards for a touchdown to give KSU a 10-3 lead with just under two minutes remaining in the half.

After receiving the kickoff to start the second half, Luke Drone connected with Pierre Jackson on a 70-yard strike down the sideline to put the 'Birds on the Kansas State six-yard line. Two plays later, Drone found Laurent Robinson in the end zone for a four-yard touchdown pass to tie the score at 10-10.

KSU would answer with 4:35 left in the quarter to re-take the lead 13-10, as Snodgrass connected on his second field goal of the game, this time from 41 yards out. The score would stay that way until the fourth quarter when Drone and Robinson hooked up on their second touchdown pass to put the Redbirds up 17-13. KSU then cut the ISU lead to one 17-16 on Snodgrass' third field goal of the game with 8:36 left to go.

On the ensuing kickoff, however, ISU's Jason Horton fumbled on the return and KSU's Byron Garvin returned the fumble nine yards to put the Wildcats up 24-17. The Redbirds would not go away, though, as Drone then led his team to an 11-play, 47-yard scoring drive that culminated in a three-yard touchdown pass to Jackson to cut the lead to 24-23. Head coach Denver Johnson then made the call to go for the two-point conversion, but Drone was unable to break the plane on the quarterback draw.

► **SCORING SUMMARY**

SCOREBOARD	1	2	3	4	FINAL
ILLINOIS STATE (0-1)	3	0	7	13	23
Kansas State (1-0)	0	10	3	11	24

FIRST QUARTER

ISU – Mazur 35-yard field goal, 9:24

SECOND QUARTER

KSU – Snodgrass 52-yard field goal, 4:54

KSU – Figurs 81-yard punt return (Snodgrass kick), 1:55

THIRD QUARTER

ISU – Robinson 4-yard pass from Drone (Mazur kick), 12:25

KSU – Snodgrass 41-yard field goal, 4:35

FOURTH QUARTER

ISU – Robinson 2-yard pass from Drone (Mazur kick), 12:35

KSU – Snodgrass 30-yard field goal, 8:36

KSU – Garvin 9-yard fumble recovery (Norwood pass from Meier), 8:45

ISU – Jackson 3-yard pass from Drone (rush failed), 3:02

► **TEAM STATISTICS**

	ISU	KSU
First Downs	20	13
Rushing Attempts-Yards	34-93	28-44
Passing	24-38-1	15-26-2
Passing Yards	253	163
Total Offense	346	207
Fumbles-Lost	1-1	1-0
Penalties-Yards	1-7	5-49
Time of Possession	34:11	25:49

► **INDIVIDUAL STATISTICS**

RUSHING: (ISU) – Rembert 29-105, Robinson 1-5, Drone 4-(-17). (KSU) – Alsup 14-26, Patton 7-22, Johnson 4-10, Team 1-(-4), Meier 2-(-10).

PASSING: (ISU) – Drone 24-38-1-253. (KSU) – Meier 15-26-2-163.

RECEIVING: (ISU) – Robinson 9-77, Mordis 4-31, Rembert 4-12, Jackson 3-88, Horton 3-21, Rourke 1-24. (KSU) – Norwood 5-53, Nelson 4-62, Figurs 2-16, Mastrud 1-13, Patton 1-7, Alsup 1-7, Moreira 1-5.

TACKLE LEADERS: (ISU) – Siskowic 8-7-15, Stewart 8-5-13, Campbell 3-3-6, Kittrell 2-3-5, Hronec 3-0-3. (KSU) – Archer 5-8-13, Diles 6-4-10, McKinney 8-1-9, Campbell 8-0-8, Erker 2-5-7.

#7 Illinois State 18, C. Arkansas 3September 9, 2006 • Normal, Ill. • Hancock Stadium
Attendance: 10,262► **GAME SUMMARY****'Birds Defense Holds UCA Without a TD in 18-3 Win**

NORMAL, Ill. – On a rainy night in the home opener at Hancock Stadium, the Redbird defense shined bright as they did not allow a Central Arkansas touchdown and picked off two passes in a 18-3 victory over Bears in front of 10,262.

The Bears found it extremely hard to run or pass against the 'Birds as junior linebacker Kye Stewart set a career high 14 tackles to lead the team, junior defensive tackle Jarek Thomas recorded three tackles-for-loss and junior free safety Tom Nelson picked off his third pass of the season.

While the defense was close to perfect, holding the Bears to just three points and 63 yards rushing, the offense received strong performances from its receiving core that played without injured All-American wide receiver Laurent Robinson. In Robinson's absence, junior Pierre Jackson shouldered the load, hauling in career highs with 9 receptions for 113 yards and sophomore Jake Rourke hauled in his first career touchdown catch from junior quarterback Luke Drone, who went 16-38 on the night for 228 yards.

The Redbirds got on the board first with a pair of field goals in the first five minutes of the second quarter off the leg of sophomore kicker Kevin Mazur. The Mt. Prospect, Ill., native put the 'Birds up 3-0, following a 23-yard field goal, capping off a 13-play, 83-yard drive at the 14:12 mark. After a quick three-and-out by Central Arkansas, ISU marched 44 yards down the field in seven plays before Mazur booted a 25-yard field goal with 10:04 remaining in the first half to put the Redbirds up 6-0.

The 'Birds quickly scored their lone touchdown just over two minutes into the second half on a 61-yard touchdown strike from Drone to Rourke.

The Bears threatened to get the 12-0 deficit within a touchdown later in the third quarter, but had to settle for a 31-yard field goal by James Paul with 1:25 left.

The Redbirds answered the Bears with a 9-play, 71-yard drive of their own taking 3:40 off the clock. The drive resulted in Mazur's third field goal of the day, this time from 20 yards out, pushing ISU's lead back up to 15-3.

Mazur finished the scoring for the 'Birds, putting them up 18-3 with his fourth field goal at 3:03 left in the fourth quarter. Mazur's fourth field goal of the night set a new career high for a game and tied a Hancock Stadium record.

► **SCORING SUMMARY**

SCOREBOARD	1	2	3	4	FINAL
Central Arkansas (1-1)	0	0	3	0	3
ILLINOIS STATE (1-1)	0	6	6	6	18

SECOND QUARTER

ISU – Mazur 23-yard field goal, 14:12

ISU – Mazur 25-yard field goal, 10:04

THIRD QUARTER

ISU – Rourke 61-yard pass from Drone (Drone pass failed), 12:18

UCA – Paul 31-yard field goal, 1:25

FOURTH QUARTER

ISU – Mazur 20-yard field goal, 12:36

ISU – Mazur 35-yard field goal, 3:03

► **TEAM STATISTICS**

	UCA	ISU
First Downs	9	17
Rushing Attempts-Yards	29-63	37-168
Passing	18-34-2	16-38-0
Passing Yards	256	228
Total Offense	319	396
Fumbles-Lost	0-0	0-0
Penalties-Yards	6-48	7-66
Time of Possession	31:43	28:17

► **INDIVIDUAL STATISTICS**

RUSHING: (UCA) – Brown 15-36, Ceasar 4-24, Park 7-5, Grimes 3-(-2). (ISU) – Rembert 27-139, R. Rice 7-30, Drone 2-1, Team 1-(-2).

PASSING: (UCA) – Park 18-34-2-256. (ISU) – Drone 16-38-0-228.

RECEIVING: (UCA) – Fairouz 8-146, Robinson 3-62, Twilley 2-10, Logan 1-28, Winston 1-9, Brown 1-3, Kennemer 1-1, Kinard 1-(-3). (ISU) – Jackson 9-113, Horton 4-31, Rourke 2-66, Mordis 1-18.

TACKLE LEADERS: (UCA) – Maxfield 5-6-11, Johnson 7-3-10, Jackson 7-1-8, Hamilton 6-17, Brown 5-1-6. (ISU) – Stewart 9-5-14, Campbell 4-5-9, Siskowic 2-6-8, Kittrell 4-1-5, Thomas 3-2-5.

#7 Illinois St. 44, #18 E. Illinois 30September 16, 2006 • Normal, Ill. • Hancock Stadium
Attendance: 12,512► **GAME SUMMARY****Redbirds Win Fourth Straight Over Eastern Illinois**

NORMAL, Ill. – The football game between No. 7 Illinois State and No. 18 Eastern Illinois was the 94th meeting between the two schools and also marked the first time in which both schools had been ranked going into the game. For the fourth year in a row, the Redbirds came away with a win as the 'Birds came from behind to defeat the Panthers, 44-30, in front of 12,512 fans at Hancock Stadium.

Eastern Illinois jumped out to an early lead, driving 64 yards on 10 plays to score the first points of the day. Running back Vincent Webb capped off the drive with a four-yard touchdown run to give the Panthers a 6-0 advantage and a Zach Yates extra point extended the lead to 7-0 with 7:58 left in first quarter. Yates added a 33-yard field goal with 43 seconds left in the first quarter to extend EIU's lead to 10-0.

The two teams exchanged touchdowns to make the score 16-7, after Yates missed point after attempt. However, 16 unanswered second quarter points gave the Redbirds a 23-16 lead at the intermission.

In their first drive of the second half, the Panthers tied the game at 23-23, but on the Redbirds' third interception of the day, this time by Jesse Caesar, ISU regained the lead on Rembert's second touchdown run. Mazur's PAT conversion then widened the lead to seven points at 30-23 with 3:50 left in the third quarter.

The seven-point lead would hold until the fourth quarter when Drone connected with Jackson on their second touchdown pass of the game, this time a four-yard completion, to widen the ISU lead to 37-23.

► **SCORING SUMMARY**

SCOREBOARD	1	2	3	4	FINAL
Eastern Illinois (1-2)	10	6	7	7	30
ILLINOIS STATE (2-1)	0	23	7	14	44

FIRST QUARTER

EIU – Webb 4-yard run (Yates kick), 7:58

EIU – Yates 33-yard field goal, :43

SECOND QUARTER

ISU – Rembert 1-yard run (Mazur kick), 12:48

EIU – Rucker 28-yard pass from Donato (kick failed), 6:19

ISU – Jackson 55-yard pass from Drone (Mazur kick), 4:59

ISU – Horton 41-yard pass from Drone (rush failed), 1:58

ISU – Mazur 24-yard field goal, :17

THIRD QUARTER

EIU – Rucker 19-yard pass from Donato (Yates kick), 10:50

ISU – Rembert 4-yard run (Mazur kick), 3:50

FOURTH QUARTER

ISU – Jackson 4-yard pass from Drone (Mazur kick), 12:49

EIU – Voss 11-yard pass from Donato (Yates kick), 4:43

ISU – Rice 24-yard run (Mazur kick), :35

► **TEAM STATISTICS**

	EIU	ISU
First Downs	20	21
Rushing Attempts-Yards	45-185	38-144
Passing	13-28-3	17-26-0
Passing Yards	141	288
Total Offense	326	432
Fumbles-Lost	1-0	2-1
Penalties-Yards	7-65	5-29
Time of Possession	32:46	27:14

► **INDIVIDUAL STATISTICS**

RUSHING: (EIU) – Webb 24-107, Smith 15-65, Donato 4-20, Rucker 1-0, Stinson 1-(-7). (ISU) – Rembert 24-105, R. Rice 5-45, Drone 4-20, Blow 3-3, Team 2-(-29).

PASSING: (EIU) – Donato 13-28-3-141. (ISU) – Drone 17-26-0-288.

RECEIVING: (EIU) – Mobley 4-36, Rucker 3-56, Voss 2-23, Webb 2-6, Smith 1-13, Kesler 1-7. (ISU) – Jackson 6-132, D. Passarelli 4-23, Horton 3-77, Rourke 2-53, Harcar 1-4, Rembert 1-(-1).

TACKLE LEADERS: (EIU) – Thomas 4-6-10, Burge 2-8-10, Brown 3-3-6, Seymour 5-0-5, Sams 5-0-5. (ISU) – C. Siskowic 7-15-22, Caesar 6-5-11, Campbell 5-6-11, Hawkins 1-7-8, Temple 1-7-8.

#6 Illinois State 35, Murray St. 14

September 23, 2006 • Murray, Ky. • Roy Stewart Stadium
Attendance: 4,075

► GAME SUMMARY***Rembert, Redbirds Outrun Racers***

MURRAY, Ky. – Illinois State senior running back Pierre Rembert totaled 184 yards and two touchdowns on a career-high 39 carries to pace the Redbirds to a 35-14 non-conference victory over Murray State Saturday night.

With the game tied at the half 14-14, the Redbird defense made an immediate impact to begin the third quarter, as Ronnie Tate forced a Barnes fumble and then recovered the ball on the Murray State 9-yard line. On the very next play, Rembert dashed nine yards for his second touchdown run of the day to put the Redbirds up 20-14 and Mazur tacked on the extra point to make the score 21-14 with 12:39 left to play in the third quarter.

On the next Racer possession, Leon Kittrell intercepted the first pass of his career to give ISU the ball back. The 'Birds would take advantage of the turnover once again, as Drone connected with Robinson for a 26-yard touchdown pass and Mazur's fourth PAT conversion gave ISU a 14-point advantage at 28-14. The touchdown reception was the 25th of Laurént Robinson's career, extending his school record in that category.

In the fourth quarter, Drone and Robinson connected on their second touchdown reception of the game and the ISU lead jumped out to three touchdowns. Mazur's PAT conversion widened the lead to 35-14 with 9:57 left in the game. The score would stay the way for the remainder, and the Redbirds came away with a 35-14 victory over the Racers. The win marked the sixth straight ISU victory over an OVC opponent.

► SCORING SUMMARY

SCOREBOARD	1	2	3	4	FINAL
ILLINOIS STATE (3-1)	7	7	14	7	35
Murray State (1-3)	0	14	0	0	14

FIRST QUARTER

ISU – Drone 1-yard run (Mazur kick), 3:41

SECOND QUARTER

ISU – Rembert 4-yard run (Mazur kick), 12:56

MSU – Woods 75-yard pass from Barnard (Crass kick), 7:10

MSU – Harper 7-yard pass from Barnard (Crass kick), :22

THIRD QUARTER

ISU – Rembert 9-yard run (Mazur kick), 12:39

ISU – Robinson 26-yard pass from Drone (Mazur kick), 8:12

FOURTH QUARTER

ISU – Robinson 6-yard pass from Drone (Mazur kick), 9:57

► TEAM STATISTICS

	ISU	MSU
First Downs	21	10
Rushing Attempts-Yards	55-186	23-28
Passing	10-20-2	17-28-2
Passing Yards	159	223
Total Offense	345	251
Fumbles-Lost	1-0	2-1
Penalties-Yards	7-75	4-32
Time of Possession	37:45	22:15

► INDIVIDUAL STATISTICS

RUSHING: (ISU) – Rembert 39-184, R. Rice 8-15, Blow 1-0, Team 1-(-2), Drone 6-(-11). (MSU) – Cook 15-51, Woods 1-2, Jordan 2-0, Barnard 5-(-25).

PASSING: (ISU) – Drone 10-20-2-159. (MSU) – Barnard 17-28-2-223.

RECEIVING: (ISU) – Robinson 6-121, Jackson 3-31, Rourke 1-7. (MSU) – Harper 7-78, Eiland 5-52, Cook 3-10, Woods 2-83.

TACKLE LEADERS: (ISU) – Stewart 7-2-9, Caesar 6-0-6, C. Siskowic 5-0-5, R. Tate 4-0-4, Kittrell 3-0-3. (MSU) – Webber 15-0-15, Williams 4-5-9, Spinks 8-0-8, Butler 6-2-8, Roach 6-0-6.

#6 Illinois State 28, Western Ky. 27

October 7, 2006 • Bowling Green, Ky. • L.T. Smith Stadium
Attendance: 7,661

► GAME SUMMARY***No. 6 Redbirds Open Gateway Play with 28-27 Win at WKU***

BOWLING GREEN, Ky. – Heading into Saturday's Gateway Football Conference opener at Western Kentucky, the No. 6 ranked Illinois State Redbirds were looking break a streak of five consecutive losses to the Hilltoppers. After five lead changes between the two squads, the Redbirds (4-1, 1-0 GFC) did just that and defeated WKU (2-3, 0-1 GFC), 28-27, at J.T. Smith Stadium.

Once again the game was decided by a field goal, but this time it was WKU's Chris James bouncing a 19-yard field goal off the left upright with 4:03 left in the game and paving the way for a Redbird victory.

Leading 14-13, the Redbirds came out and put up a quick score in the second half, driving 78 yards on nine plays taking 4:15 off the clock. Pierre Rembert scored the go-ahead touchdown from 12 yards out, his fifth rushing touchdown of the season, to put ISU up 20-13 with 10:38 left in the third quarter. Mazur's extra point conversion would then gave the 'Birds an 8-point lead at 21-13.

On their next possession, the Hilltoppers answered with a touchdown of their own, courtesy of a one-yard touchdown run by Lerron Moore to cut the ISU lead to two and after the extra point conversion, the score was 21-20 in favor of ISU. WKU would later take the lead with 3:11 left in the third quarter on a 45-yard touchdown pass from Haddix to Hamilton. Following the extra point, the Hilltoppers lead was six points at 27-21.

In the fourth quarter, the Redbirds regained the lead on a 2-yard touchdown run by Rembert, his second of the game, and tied the score at 27-27. Mazur's extra point would then put ISU up by one at 28-27, the fifth lead change of the game, with 10:40 left in the game.

After James missed an 19-yard field goal off the left upright, the Redbirds got the ball back with 4:03 left in the game and the 'Birds ran out the clock to secure the 28-27 victory. Rembert finished the game with 142 yards on 26 carries and two touchdowns while Drone was 12-of-17 for 204 yards.

► SCORING SUMMARY

SCOREBOARD	1	2	3	4	FINAL
ILLINOIS STATE (4-1)	0	14	7	7	28
Western Kentucky (2-3)	3	10	14	0	27

FIRST QUARTER

WKU – James 37-yard field goal, 6:13

SECOND QUARTER

ISU – R. Rice 2-yard run (Mazur kick), 14:01

WKU – Hamilton 24-yard pass from Haddix (James kick), 11:56

WKU – James 29-yard field goal, 2:38

ISU – Harcar 1-yard pass from Drone (Mazur kick), :22

THIRD QUARTER

ISU – Rembert 13-yard run (Mazur kick), 10:38

WKU – Moore 1-yard run (James kick), 8:10

WKU – Hamilton 45-yard pass from Haddix (James kick), 3:11

FOURTH QUARTER

ISU – Rembert 2-yard run (Mazur kick), 10:40

► TEAM STATISTICS

	ISU	WKU
First Downs	19	21
Rushing Attempts-Yards	41-167	33-174
Passing	12-17-0	19-26-0
Passing Yards	204	291
Total Offense	371	465
Fumbles-Lost	0-0	0-0
Penalties-Yards	4-40	6-47
Time of Possession	27:10	32:50

► INDIVIDUAL STATISTICS

RUSHING: (ISU) – Rembert 26-142, R. Rice 7-26, Drone 2-(-3). (WKU) – Moore 25-148, Haddix 5-18, Hamilton 1-5, Hayden 2-3.

PASSING: (ISU) – Drone 12-17-0-204. (WKU) – Haddix 19-26-0-291.

RECEIVING: (ISU) – Robinson 2-48, Jackson 2-47, D. Passarelli 2-41, Mordis 2-14, Rourke 1-36, Rembert 1-12, Horton 1-5, Harcar 1-1. (WKU) – Hamilton 9-173, Gaebler 5-84, Moore 3-34, Brunemann 1-0, Johnson 1-0.

TACKLE LEADERS: (ISU) – Campbell 5-7-12, Stewart 2-10-12, C. Siskowic 5-4-9, Nelson 2-7-9, Kittrell 2-3-5. (WKU) – Rumph 4-5-9, Hedges 6-2-8, Boyd 2-6-8, Etheridge 4-1-5, Caldwell 3-2-5.

#5 Illinois State, #7 S. Illinois

October 14, 2006 • Normal, Ill. • Hancock Stadium
Attendance: xxxx

► GAME SUMMARY***ISU Shuts Down SIU Offense, Notches Homecoming Win***

NORMAL, Ill. – There was a lot of hype surrounding today's homecoming football game between the Illinois State Redbirds and the Southern Illinois Salukis. The No. 5 'Birds responded, not allowing an SIU score in the second half, downing the No. 7 team in the country, 37-10 in Gateway Football Conference action, Saturday afternoon at Hancock Stadium.

A crowd of 17,237 came out to watch the two, top-10 ranked teams battle, the sixth highest in Hancock Stadium history. The crowd was the most to see an Illinois State football game in over 30 years.

The 'Birds handed Southern Illinois its first loss of the year, as the Salukis move to 5-1 overall, 1-1 in Gateway play. Illinois State improves to 5-1 on the year, staying undefeated in GFC action at 2-0.

Southern Illinois capitalized on its first scoring drive of the game, as senior Craig Coffin capped off a 14-play, 61-yard scoring drive with a field goal from 38 yards to give the Salukis an early 3-0 lead just over seven minutes into the first quarter.

Answering for the 'Birds was Pierre Rembert who scampered, untouched, into the end zone at the 1:04 mark in the first half. The touchdown ended a 68-yard crusade for the 'Birds. Kevin Mazur added the extra point for ISU, giving the Redbirds a 7-3 advantage.

Just three minutes into the second quarter, a roughing the passer penalty was assigned to ISU, calling off an interception from Saluki quarterback Nick Hill to ISU defensive back James Temple. SIU gained 15 yards on the penalty, setting up an eight yard touchdown reception from Hill to tight end Braden Jones. The score at the 11:47 mark in the second quarter set the score in favor of the Salukis, 10-7.

SIU never cracked the scoring column again, as the Redbirds rattled off 30 unanswered points, including 10 in the second quarter to take a 17-10 halftime lead.

► SCORING SUMMARY

SCOREBOARD	1	2	3	4	FINAL
Southern Illinois (5-1)	3	7	0	0	10
ILLINOIS STATE (5-1)	7	10	13	7	37

FIRST QUARTER

SIU – Coffin 38-yard field goal, 7:54

ISU – Rembert 4-yard run (Mazur kick), 1:04

SECOND QUARTER

SIU – Jones 8-yard pass from Hill (Coffin kick), 11:47

ISU – R. Rice 17-yard run (Mazur kick), 1:55

ISU – Mazur 19-yard field goal, :17

THIRD QUARTER

ISU – Jackson 36-yard pass from Drone (Mazur kick), 12:22

ISU – Horton 68-yard pass from Drone (Mazur kick failed), 7:33

FOURTH QUARTER

ISU – R. Rice 6-yard run (Mazur kick), 8:09

► TEAM STATISTICS

	SIU	ISU
First Downs	18	27
Rushing Attempts-Yards	42-191	45-219
Passing	9-17-1	14-18-0
Passing Yards	88	280
Total Offense	279	499
Fumbles-Lost	2-1	0-0
Penalties-Yards	7-70	4-40
Time of Possession	29:59	30:01

► INDIVIDUAL STATISTICS

RUSHING: (SIU) – Whitlock 27-140, Hill 10-32, Allen 4-13, Turner 1-6. (ISU) – Rembert 19-137, R. Rice 12-53, Blow 5-22, Abrams 3-17, Drone 2-(-2), Team 3-(-3), Horton 1-(-5).

PASSING: (SIU) – Hill 9-17-1-88. (ISU) – Drone 14-18-0-280.

RECEIVING: (SIU) – Jones 3-19, Turner 2-40, Beeler 2-19, Upthegrove 1-7, Wise 1-3. (ISU) – Jackson 5-113, Horton 4-120, Robinson 1-23, Rourke 1-16, Meredith 1-7, R. Rice 1-1, Mordis 1-0.

TACKLE LEADERS: (SIU) – Jordan 2-8-10, Johnson 4-5-9, Heaston 5-3-8, Moe 4-4-8, Bruner 3-2-5. (ISU) – Stewart 7-10-17, C. Siskowic 6-6-12, Nelson 2-5-7, Martindale 4-2-6, Campbell 2-4-6.

2006 ILLINOIS STATE OPPONENTS' SCHEDULES AND RESULTS

KANSAS STATE WILDCATS
(4-3, 1-2 Big 12)

S2	#9 ILLINOIS STATE	W, 24-23
S9	FLORIDA ATLANTIC	W, 45-0
S16	MARSHALL	W, 23-7
S23	#8 LOUISVILLE	L, 6-24
S30	at Baylor*	L, 3-17
O7	OKLAHOMA STATE*	W, 31-27
O14	#20 NEBRASKA*	L, 3-21
O21	at #24 Missouri*	1 p.m.
O28	IOWA STATE*	TBA
N4	at Colorado*	TBA
N11	#5 TEXAS*	TBA
N18	at Kansas*	TBA

MURRAY STATE RACERS
(1-6, 0-4 OVC)

S2	at Missouri	L, 7-47
S9	at Tennessee State*	L, 15-25
S16	at Indiana State	W, 59-40
S23	#6 ILLINOIS STATE	L, 14-35
S30	Tennessee Tech*	L, 14-20 (ot)
O5	at Jacksonville State*	L, 17-49
O14	SAMFORD*	L, 7-33
O21	at #17 Eastern Illinois*	1:30 p.m.
O28	SE MISSOURI STATE*	1 p.m.
N4	at Eastern Kentucky*	noon
N18	#16 TENNESSEE-MARTIN*	TBA

WESTERN ILLINOIS LEATHERNECKS
(3-4, 0-3 GFC)

A31	MOREHEAD STATE	W, 31-6
S9	at Wisconsin	L, 10-34
S16	KENTUCKY WESLEYAN	W, 58-0
S23	at Northern Colorado	W, 42-28
S30	at Western Kentucky*	L, 35-38
O7	at #7 Southern Illinois*	L, 24-31
O14	#6 YOUNGSTOWN STATE*	L, 28-35
O21	#3 ILLINOIS STATE*	1:05 p.m.
O28	at #14 Northern Iowa*	4:05 p.m.
N4	INDIANA STATE*	1:05 p.m.
N11	at Missouri State*	1 p.m.

INDIANA STATE SYCAMORES
(0-7, 0-3 GFC)

S2	at Purdue	L, 35-60
S9	at #20 Eastern Illinois	L, 21-31
S16	MURRAY STATE	L, 40-59
S23	at Northern Illinois	L, 14-48
S30	at #10 Southern Illinois*	L, 3-55
O7	at #8 Youngstown State*	L, 17-55
O14	#14 NORTHERN IOWA*	L, 14-34
O21	MISSOURI STATE*	1:05 p.m.
O28	at Western Kentucky*	4 p.m.
N4	at Western Illinois*	1:05 p.m.
N11	#3 ILLINOIS STATE*	11:05 a.m.

CENTRAL ARKANSAS BEARS
(4-3, 1-0 SLC)

A31	vs. Henderson State	W, 39-6
S9	at #7 Illinois State	L, 3-18
S16	MISSOURI STATE	W, 16-14
S23	at Stephen F. Austin*	W, 37-35
S30	SOUTH DAKOTA	W, 24-0
O7	at South Dakota State	L, 7-20
O14	at #18 UC Davis	L, 13-33
O19	at #25 Sam Houston State*	7 p.m.
N4	SOUTHERN ARKANSAS	6 p.m.
N11	AUGUSTANA (S.D.)	1 p.m.
N18	at Georgia Southern	noon

WESTERN KENTUCKY HILLTOPPERS
(3-3, 2-1 GFC)

S2	at #14 Georgia	L, 12-48
S9	at #23 Eastern Kentucky	L, 21-26
S16	CHATTANOOGA	W, 28-21
S30	#21 WESTERN ILLINOIS*	W, 38-35
O7	#6 ILLINOIS STATE*	L, 27-28
O14	at Missouri State*	W, 17-14
O21	at #13 Southern Illinois*	6 p.m.
O28	INDIANA STATE*	4 p.m.
N4	at #14 Northern Iowa*	4:05 p.m.
N11	#5 YOUNGSTOWN STATE*	4 p.m.
N18	AUSTIN PEAY	4 p.m.

YOUNGSTOWN STATE PENGUINS
(6-1, 3-0 GFC)

A31	SLIPPERY ROCK	W, 51-21
S9	MAINE	W, 34-14
S16	at #25 Penn State	L, 3-37
S23	#16 UC-DAVIS	W, 38-24
S30	at Missouri State*	W, 37-10
O7	INDIANA STATE*	W, 55-17
O14	at Western Illinois*	W, 35-28
O21	#14 NORTHERN IOWA*	3 p.m.
O28	at #3 Illinois State*	1:30 p.m.
N4	#13 SOUTHERN ILLINOIS*	12:05 p.m.
N11	at Western Kentucky*	4 p.m.

NORTHERN IOWA PANTHERS
(4-2, 2-0 GFC)

A31	at Drake	W, 48-7
S9	NORTH DAKOTA	L, 31-35
S16	SOUTH DAKOTA STATE	W, 27-17
S30	at Iowa State	L, 27-28
O7	MISSOURI STATE*	W, 38-7
O14	at Indiana State*	W, 34-14
O21	at #5 Youngstown State*	3 p.m.
O28	WESTERN ILLINOIS*	4:05 p.m.
N4	WESTERN KENTUCKY*	4:05 p.m.
N11	at #13 Southern Illinois*	3 p.m.
N18	#3 ILLINOIS STATE*	4:35 p.m.

EASTERN ILLINOIS PANTHERS
(4-3, 3-0 OVC)

S2	at Illinois	L, 17-42
S9	INDIANA STATE	W, 31-21
S16	at #7 Illinois State	L, 30-44
S23	at Samford*	W, 24-13
S30	at Hawai'i	L, 9-44
O7	SE MISSOURI STATE*	W, 21-0
O14	at Eastern Kentucky*	W, 28-21
O21	MURRAY STATE*	1:30 p.m.
O28	at #16 Tennessee-Martin*	2 p.m.
N4	TENNESSEE STATE*	1:30 p.m.
N11	at Tennessee Tech*	1:30 p.m.
N18	JACKSONVILLE STATE*	1:30 p.m.

SOUTHERN ILLINOIS SALUKIS
(5-1, 2-1 GFC)

A31	LOCK HAVEN	W, 49-0
S16	at Indiana	W, 35-28
S23	at Arkansas-Pine Bluff	W, 48-16
S30	INDIANA STATE*	W, 55-3
O7	WESTERN ILLINOIS*	W, 31-24
O14	at #5 Illinois State*	L, 10-37
O21	WESTERN KENTUCKY*	6 p.m.
O28	at Missouri State*	1:30 p.m.
N4	at #5 Youngstown State*	12:05 p.m.
N11	#14 NORTHERN IOWA*	3 p.m.
N18	SOUTHERN UTAH	3 p.m.

MISSOURI STATE BEARS
(1-6, 0-3 GFC)

S2	at Oklahoma State	L, 10-52
S9	SOUTHWEST BAPTIST	W, 45-14
S16	at Central Arkansas	L, 14-16
S23	SAM HOUSTON STATE	L, 17-20
S30	#8 YOUNGSTOWN STATE*	L, 10-37
O7	at #14 Northern Iowa*	L, 7-38
O14	WESTERN KENTUCKY*	L, 14-17
O21	at Indiana State*	1:05 p.m.
O28	#13 SOUTHERN ILLINOIS*	1:30 p.m.
N4	at #3 Illinois State*	1:30 p.m.
N11	WESTERN ILLINOIS*	1 p.m.