



Redbird Football

GAME NOTES

Contact: Todd Kober, Assistant Athletics Director/Media Relations • 309/438-3805 • Fax: 309/438-5634 • Cell: 309/310-7112 • gtkober@ilstu.edu

GAME #8



#3 Illinois State (6-1, 3-0) vs #10 Youngstown St. (6-2, 3-1)

WHEN: Saturday, Oct. 28, 2006

WHERE: Hancock Stadium (15,000) • Normal, Ill.

TIME: 1:37 p.m.

FORECAST: Rain/Snow Showers; Daytime High: 46° F; Overnight Low: 35° F; Probability of Precipitation: 30%

RADIO

Redbird Radio Network

- ▶ Greg Halbleib, play-by-play
- ▶ Ted Schmitz, color analyst
- ▶ Bruce Evans, sideline
- ▶ L.A. Decker, studio host

TELEVISION

Gateway Television (FCS Central - LIVE)

- ▶ Dan McLaughlin, play by play
- ▶ Richard Baldinger, color analyst
- ▶ Mick Shaffer, sideline

GoREDBIRDS.COM

THE GAME FACTS

- ▶ Today's Family Day game is the 15th meeting all-time between Illinois State and Youngstown State. At this point, the series is tied with each team winning seven games, but YSU has won four of the last six meetings.
- ▶ This is the eighth meeting where at least one of the teams are ranked and the second time when both schools are ranked. In 1999, No. 11 Illinois State defeated No. 8 Youngstown State 31-28, en route to its first Gateway Football Conference championship.
- ▶ A Redbird victory today would give Illinois State its seventh straight win, equaling the longest winning streak in school history, set in 1932.
- ▶ ISU has posted four straight victories in games against ranked teams, but the 'Birds just haven't only won – they have won easily. ISU has won its last four match-ups against ranked foes by a margin of 45-20.
- ▶ Today's game features not only two of the top running backs in the Gateway Football Conference, but two of the top backs in the nation. YSU's Marcus Mason leads the conference and is No. 2 nationally with 153 yards per game, while ISU's Pierre Rembert is second in the league and No. 3 in I-AA football with 148.86 yards per contest.

2006 YOUNGSTOWN ST. SCHEDULE

A31	SLIPPERY ROCK	W, 51-21
S9	MAINE	W, 34-14
S16	at #25 Penn State	L, 3-37
S23	#16 UC-DAVIS	W, 38-24
S30	at Missouri State*	W, 37-10
O7	INDIANA STATE*	W, 55-17
O14	at Western Illinois*	W, 35-28
O21	#14 NORTHERN IOWA*	L, 23-31
O28	at #3 Illinois State*	1:30 p.m.
N4	#19 SOUTHERN ILLINOIS*	12:05 p.m.
N11	at Western Kentucky*	4 p.m.

THE COACHES

ILLINOIS STATE

Denver Johnson is in his seventh season at Illinois State and owns a 38-36 (.514) overall record with the Redbirds. Prior to guiding the 'Birds, Johnson was the head coach at Murray State where he compiled a 21-12 mark. Johnson, 48, is a 1981 graduate of Tulsa and his 10-year head coaching record stands at 59-48 (.551). He is 2-4 against Youngstown State.

YOUNGSTOWN STATE

Jon Heacock (Muskingum '83) is in his sixth season at the helm of the Penguin football program. Heacock owns a 38-26 (.594) mark at Youngstown State, his only head coaching position. Prior to taking the head coaching duties, Heacock served as the defensive coordinator at Youngstown State for seven years under current Ohio State head coach Jim Tressel. He is 3-2 against Illinois State.

ILLINOIS STATE SEASON SCHEDULE/RESULTS

Date	Opponent	Location	Result/Time	Notes
Sept. 2	at Kansas State	Manhattan, Kan.	L, 23-24	K-State held to 44 yards rushing, but ISU's special team miscues costly.
Sept. 9	CENTRAL ARKANSAS	Normal, Ill.	W, 18-3	ISU offense stalls in the red zone with four field goals; Robinson sits.
Sept. 16	#18 EASTERN ILLINOIS	Normal, Ill.	W, 44-30	ISU rallied from 10-0 deficit with 23 second-quarter points.
Sept. 23	at Murray State	Murray, Ky.	W, 35-14	Redbirds out gained Racers 186-28 on the ground.
Oct. 7	at Western Kentucky^	Bowling Green, Ky.	W, 28-27	'Toppers miss a 19-yard field goal with 4:03 left in the game.
Oct. 14	#7 SOUTHERN ILLINOIS^	Normal, Ill.	W, 37-10	Redbirds roll off 30 unanswered points; ISU posts 499 offensive yards.
Oct. 21	at Western Illinois^	Macomb, Ill.	W, 27-14	Rembert rushes for 230 yards as 'Birds rally from 14-3 deficit.
Oct. 28	#10 YOUNGSTOWN STATE^	Normal, Ill.	1:30 p.m.	Family Day; rubber game with the series tied at 7-7.
Nov. 4	MISSOURI STATE^	Normal, Ill.	1:30 p.m.	'Birds have won last four contests and six of the last seven.
Nov. 11	at Indiana State^	Terre Haute, Ind.	11:05 a.m.	'Birds own 7-1 edge in last eight meetings, including 3-1 at Terre Haute.
Nov. 18	at #7 Northern Iowa^	Cedar Falls, Iowa	4:35 p.m.	ISU has won 5 of last 8; most wins by any GFC team vs. UNI during span.

^ Gateway Football Conference game

ILLINOIS STATE MEDIA RELATIONS

Assistant AD/Media Relations	Todd Kober
Office Phone	309/438-3805
Home Phone	309/454-3048
Cell	309/310-7112
E-mail	gtkober@ilstu.edu
Fax	309/438-5634
Graduate Assistant	Mike Williams
Office Phone	309/438-3598
Cell	309/275-6386
E-mail	mcwilli2@ilstu.edu

INTERVIEW PROCEDURES

Postgame interviews following home contests are conducted in the team room (second floor) of the Kaufman Football Building. A golf cart is available to transport representatives from the visiting team to the interview area. TV lighting is also provided. After road games, representatives will be brought to a designated area. The locker room is closed at all times.

WEEKLY GATEWAY CONFERENCE CALL

Teleconferences featuring the league's head coaches will be conducted each Wednesday during the season (Sept. 6 through Nov. 15). Those participating in the call should dial in five minutes prior to the scheduled start time (10 a.m. CST each Wednesday). Each call can also be accessed at www.gatewayfootball.org. The call-in number is 913/981-5509.

10:00 – Gateway News/Notes

10:05 – Denver Johnson, Illinois State

10:10 – Lou West, Indiana State

10:15 – Terry Allen, Missouri State

10:20 – Mark Farley, Northern Iowa

10:25 – Jerry Kill, Southern Illinois

10:30 – Don Patterson, Western Illinois

10:35 – David Elson, Western Kentucky

10:40 – Jon Heacock, Youngstown State

All times are Central

WEEKLY MEDIA LUNCHEON

✓ Tuesday, August 29 at noon
✓ Tuesday, September 5 at noon (CANCELLED)
✓ Tuesday, September 12 at noon
✓ Tuesday, September 19 at noon
✓ Tuesday, September 26 at noon
✓ Tuesday, October 3 at noon
✓ Tuesday, October 10 at noon
✓ Tuesday, October 17 at noon
✓ Tuesday, October 24 at noon
✓ Tuesday, October 31 at noon
✓ Tuesday, November 7 at noon
✓ Tuesday, November 14 at noon

GAME WEEK

A quick look at Illinois State's media availability on game week. All appointments can be made through the media relations office (309) 438-3805.

Monday Off Day	Tuesday Media Luncheon Kaufman Football Building - noon	Wednesday GFC Teleconference (10-10:40 a.m.)	Thursday No pre-practice camera opportunities	Friday No availability
Denver Johnson Radio Show at Schooners 6-7 p.m.	Practice open to cameras for first 15 minutes	Practice open to cameras for first 15 minutes	Coach Johnson available after practice (approx. 6:15 p.m.)	
	Players/Coaches available after practice (approx. 6:15 p.m.)	Players/Coaches available after practice (approx. 6:15 p.m.)		

WEEKLY MEDIA LUNCHEON

Each Tuesday during the season, Illinois State hosts a media luncheon in the team room of the Kaufman Football Building. The luncheon begins at noon, with comments from two selected players representing both the offense and defense. Following the student-athletes, head coach Denver Johnson will address the media. Video and audio from the press conference will be available on the web at GoRedbirds.com before 5 p.m. on Tuesday. If you would like to receive the quotes via e-mail, please contact the Illinois State Athletics Media Relations Office at gtkober@ilstu.edu prior to the press conference.

CREDENTIALS

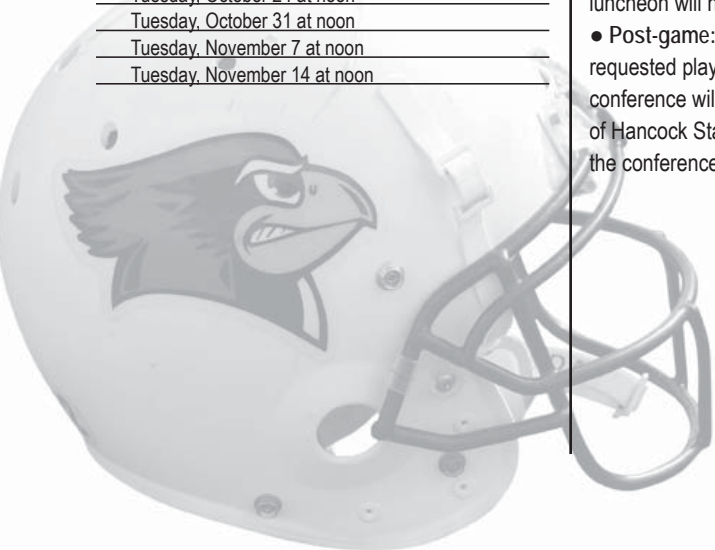
Credentials (game and parking) can be obtained by contacting the Athletics Media Relations Office, Campus Box 7130, Normal, Ill., 61790-7130. Requests must be received on official letterhead at least two days prior to the game. Passes that are not mailed will be available at the Will Call window (Gate 4) 90 minutes before kickoff.

PRACTICE

Most practices are open to the media (approximately 3:30-6 p.m.), but only the first 15 minutes of Tuesday through Thursday practices are available to photographers. For all other media, it is recommended that an advance call be made to the media relations office to check on the status of practice for a particular day.

INTERVIEWS

- Head Coach Denver Johnson will do general interviews following practice on Tuesday-Thursday. All other requests for interviews must be submitted to the media relations office at least 24 hours prior to the scheduled interview.
- Assistant Coaches: Arrangements should be made through the media relations office. Most interviews will be conducted after practice Tuesday-Thursday.
- Players: All interviews with players will take place at the media luncheon or after practice on Tuesday and Wednesday. Media should request players at least 24 hours in advance. Players who attend the Tuesday luncheon will not be available following practice that day.
- Post-game: The Illinois State locker room is closed at all times. Head coach Denver Johnson and requested players will be brought to the designated interview area. At home, the post-game media conference will take place in the team room of the Kaufman Football Building, located in the northeast corner of Hancock Stadium. The media should enter through the west doors and travel up the two flights of stairs to the conference area.



SCOUTING YOUNGSTOWN STATE

- Youngstown State is located in Youngstown, Ohio, and has an enrollment of 12,898. The Penguins are members of the Gateway Football Conference. YSU has won the NCAA I-AA National Championship four times - 1991, 1993, 1994 and 1997.
- The Penguins enter today's game with the No. 5 scoring offense in all of I-AA football. YSU is averaging 34.50 points per game, which also ranks second in the conference behind Southern Illinois.
- Junior tailback Marcus Mason leads the Gateway in rushing and is No. 2 nationally with 153 yards per game. As a result, the Penguins own the No. 12-rated rushing offense in I-AA with 215.5 rushing yards per game.
- With a dominating rushing offense, the Penguins are seventh in the conference in passing. The YSU offense is averaging 160.25 passing yards per game.
- Mason is also first in the league and No. 3 nationally in scoring, averaging just over two touchdowns per game with 12.86 points per contest.
- Defensively, YSU is allowing 22.75 points per game, which is fourth in the league, but the Penguins are No. 8 in the conference in passing defense. YSU is surrendering 214.63 passing yards per game.

PENGUIN PARALLELS

- Youngstown State and Illinois State own the No. 7 largest crowd in Gateway Conference history. The two teams played before 19,171 fans on October 20, 2001, in Youngstown, Ohio.
- In 2003, the Redbirds compiled 32 first downs against Youngstown State, which shares the record for the most first downs in a game at Stambaugh Stadium.
- Illinois State head coach Denver Johnson and YSU assistant coach Jerry Olsavsky are both former National Football League players. Johnson spent two seasons with the Tampa Bay Buccaneers, while Olsavsky played for the Pittsburgh Steelers from 1989-97 and appeared in Super Bowl XXX. Olsavsky finished his career in the NFL in 1998 with the Baltimore Ravens.
- ISU's Jarek Thomas and YSU's Jeremiah Wright and Josh Tanner were teammates at Edgewater H.S. in Orlando, Fla.
- The Redbirds' Niall Campbell and Bill Hronec were each teammates with YSU's Chris Goffer at Mt. Carmel High School in Chicago, Ill.
- ISU's Isaiah Wiggins (Prosser H.S.), Pierre Jackson (Harper) and Dan Weiner (New Trier) and YSU's Jim Phelan (DeLaSalle H.S.) and Chris Goffer (Mt. Carmel) are all from Chicago, Ill.
- Kelvyn Hemphill (O'Connor), Jermaine Malcolm (Holmes) and Brandon Wilson (John Jay) from Illinois State and YSU's Jabari Scott (Taft) are all from San Antonio, Texas.
- Illinois State's James Stevenson III and YSU's Marcus Mason both transferred to their current schools from Illinois.

HAVEN'T SEEN THIS SINCE THE 2¢ STAMP

An Illinois State victory today would be the seventh consecutive win by the Redbirds this season. The ISU football program has not won seven straight games since 1932 – when a first-class postage stamp cost two cents. The 'Birds opened the 1932 season with a school record seven-straight wins, before falling in the final two games of the season. In addition to ISU rattling off seven straight wins, Amelia Earhart became the first woman to fly solo across the Atlantic Ocean, while the New York Yankees swept the Chicago Cubs (yes ... the Cubs) in the World Series and Manhattan's Radio City Music Hall opened its doors for the first time.

REMBERT'S GRAND

With his 230 yards rushing at Western Illinois, running back Pierre Rembert eclipsed the 1,000-yard rushing milestone this season. ISU's offensive workhorse now has 1,042 yards on the season on 203 attempts with nine touchdowns. It is only the 12th time the Redbirds have had a 1,000-yard rusher in a season, but the fifth in the last seven years.

COUNTERPUNCH CREW

In Saturday's victory at Western Illinois, it was the Leathernecks who scored on their opening drive. In fact, that game was the fourth time this season where ISU's opponents have punched the scoring column first. However, in all four games, the Redbirds have countered by not only regaining the lead before halftime, but by also notching a victory.

CLICK TO PICK

For the second straight week, a Gateway quarterback entered the game against Illinois State with a lengthy string of complete passes without an interception. For the second straight week, the streak is no more. Two weeks ago, Southern Illinois' Nick Hill had gone 103 passes without a pick before Cameron Siskowic intercepted a Hill pass. This last week, Western Illinois' Steve Lafalce had thrown 134 pass attempts without a pick, until Niall Campbell's interception in the fourth quarter.

GETTING YOUR PICKS ON ROUTE 66

With Hancock Stadium located just off nostalgic Route 66, the Redbird defense has been getting their kicks in 2006. Through seven games, the 'Birds have intercepted 12 passes, which is tied for the second-highest team total in Division I-AA. The kicker is that the Redbirds have already surpassed last season's total of 10. In addition, the 'Birds are averaging 1.7 picks per game, which would put them on pace for 19 interceptions, the most since 1989.

THE TALE OF THE TAPE

	ILS	WIU
Record	6-1	6-2
Points	30.3	34.5
Points Allowed	17.4	22.8
First Downs	151	153
Rushing Yards	174.3	215.5
Rushing Defense	108.9	155.5
Passing Yards	227.3	160.2
Passing Defense	208.7	214.6
Total Offense	401.6	375.8
Total Defense	317.6	370.1
Interceptions	12-160	8-200
Punt Return Avg.	8.6	8.3
Kickoff Return Avg.	19.5	17.7
Fumbles Lost	3	3
Penalties	32-299	40-372
Field Goals	9-14	6-7

'BIRD BESTS vs. YOUNGSTOWN STATE

INDIVIDUAL*

Rushing Yards	222, Brian Thompson, 10-23-04
Rushing TDs	3, Sam Zanders, 11-14-98
Passing Yards	295, Danny Barnett, 11-13-93
Completions	33, Lester Anderson, 9-21-96
TD Passes	3, twice; last by Dusty Burk, 10-30-99
Receptions	10, Ray Fouchea, 9-21-96
Receiving Yards	129, Kevin Glenn, 11-13-93
Receiving TDs	2, three times; last by Jacob Niete, 10-30-99
Tackles	23, Boomer Grigsby, 11-9-02
Tackles for Loss	5, Devon Finn, 11-14-98
Sacks	5, Devon Finn, 11-14-98
Interceptions	1, 10 times; last by James Temple, 10-1-05
Longest FG	56, Stephen Carroll, 11-9-02

TEAM*

Most Points	48, 11-14-98
Fewest Points	0, 11-1-97
Most Points Allowed	44, 10-20-01
Fewest Points Allowed	10, 11-13-93

*modern era (1936 and later)

THE REDBIRD RECORD BOOK**ISU Career Rushing**

1. Toby Davis (1989-92)	3,702
7. Kevin Jones (1980, 92-84)	2,135
8. Virgil Winters (1981-84)	2,039
9. Milt Kadlec (1948-50, 53)	1,918
10. Jed Waters (1967-69)	1,856
11. Pierre Rembert (2005-)	1,843

ISU Career Rushing TDs

1. Toby Davis (1989-92)	37
3. Ron Bell (1970-72)	24
4. Bruce Cullen (1968-69)	22
5. Pierre Rembert (2005-)	21

ISU Career 100-Yard Rushing Games

1. Toby Davis (1989-92)	17
2. Willie Watts (1998-01)	15
3. Pierre Rembert (2005-)	10

ISU Career Passing

1. Kevin Glenn (1997-00)	8,251
2. John Coppens (1981-84)	6,238
3. Luke Drone (2004-)	4,531

ISU Career Completions

1. Kevin Glenn (1997-00)	663
4. Adrian Wilson (1988-92)	350
5. Danny Barnett (1992-94)	328
- Luke Drone (2004-)	322

ISU Career TD Passes

1. Kevin Glenn (1997-00)	62
2. John Coppens (1981-84)	49
3. Dusty Burk (1999-01)	38
4. Luke Drone (2004-)	35

ISU Career Receptions

1. Rickey Garrett (1996-99)	177
2. Laurént Robinson (2003-)	170

ISU Career Receiving Yards

1. Rickey Garrett (1996-99)	2,719
2. Laurént Robinson (2003-)	2,558

ISU Career TD Receptions

1. Laurént Robinson (2003-)	26
2. Rickey Garrett (1996-99)	22

ISU Consecutive Games with a Catch

1. Laurént Robinson (2003-)	30
2. Vito Golson (1999-02)	29

ISU 100-Yard Career Receiving Games

1. Rickey Garrett (1996-99)	9
2. Laurént Robinson (2003-)	8
Clarence Collins (1980-83)	8

ISU Career Total Offense Yards

1. Kevin Glenn (1997-00)	8,812
2. John Coppens (1981-84)	5,881
3. Dusty Burk (1999-01)	5,008
4. Luke Drone (2004-)	4,658

ISU Career All-Purpose Yards

1. Toby Davis (1989-92)	4,363
8. Rickey Garrett (1996-99)	2,719
9. Virgil Winters (1981-84)	2,628
10. Laurént Robinson (2003-)	2,563

ISU Career Tackles

1. Boomer Grigsby (2001-04)	580
2. Galen Scott (1997-00)	579
6. Tony Jones (1988-91)	343
7. Mike Prior (1981-84)	338
8. Duane Butler (1994-96)	332
9. Adam Waugh (1998-01)	327
10. Cameron Siskowic (2003-)	323

CLEANING THE STATE

With the Redbirds' 27-14 win over Western Illinois, it gave Illinois State its first sweep of Illinois' I-AA schools since the 2000 season. Earlier this season, the 'Birds downed Southern Illinois 37-10 and defeated Eastern Illinois 44-30.

DEALING WITH DEFICITS

At Western Illinois, the Redbirds fell behind early 14-3, their largest deficit of the season. However, it marked the second time this season where ISU rallied from at least a 10-point deficit to claim victory. The Redbirds trailed Eastern Illinois 10-0 in the first quarter, but came-from-behind with a 44-30 victory.

SECOND-HALF SHUTOUTS

All season head coach Denver Johnson has praised the conditioning of his football team and now others are taking notice. For the second straight week, the Redbird defense came out in the second half and completely shutdown a high-powered Gateway Football Conference offense. Both Western Illinois and Southern Illinois could not crack the scoring column in the second frame, while ISU's last four opponents have not been able to score in the fourth quarter. As a result, the Redbirds are outscoring their opponents 118-45 in the second half this season.

ALL OF THIS – WITHOUT ROBINSON

For all practical purposes, Illinois State has had to take the field the last six games without the services of the reigning Gateway Football Conference Offensive Player of the Year Laurént Robinson. The consensus all-America wideout has battled a nagging ankle injury since late in the fourth quarter of the season opener at Kansas State. In the last six games, Robinson has played limited time in three of them by contributing nine catches for 192 yards and two touchdowns. Subtracting his production, the Redbird offense is still averaging 378.8 yards of total offense per game.

DRONE: A WORKER QB

Junior Luke Drone is an efficient quarterback and because of that, the Redbird offense works. Drone's career passing efficiency rating (154.2) is 26 points higher than any other quarterback in ISU history. His rating is also No. 5 in I-AA football among career active leaders. Drone also carries the best career completion percentage in school history by completing 63.0 percent of his attempts. This season, Drone leads the conference and ranks No. 11 nationally in passing efficiency with a rating of 156.80 through seven games.

KYE'S THE GUY

Looking for the top tackler in all of I-AA football? Look no further than Illinois State's Kye Stewart. The junior linebacker leads the entire division in tackles per game with 12.83 stops per contest. Despite missing the game against Eastern Illinois, due to injury, Stewart is second on the team in total tackles with 77, including a team-best 37 solo stops. Stewart also leads the Redbirds with seven tackles for loss.

GAINING YARDS WHEN IT COUNTS

Success on third down is key to any football team's success, and that's a big reason for Illinois State's 6-1 record. In all, the 'Birds have converted on third down 52 percent of the time (50-for-97), which ranks No. 7 in I-AA football for success rate on third down. The 'Birds have been so successful on third down that in the game at Western Illinois, the Redbirds even converted an unlikely third-and-37 situation – now that's production!

APPLYING THE FULL NELSON

That's exactly what sophomore free safety Tom Nelson has been doing to opposing quarterbacks this season, as he has picked off four passes this season. The 2005 Gateway Freshman of the Year leads the Redbirds in picks and ranks second in the league with 0.57 interceptions per game.

RUN REMBERT RUN

That has been the offensive philosophy to date in 2006. With 203 carries in seven games, senior running back Pierre Rembert has accounted for 67 percent of ISU's rushing attempts this season. An integral part of the ball-control offense, Rembert is averaging 29 carries per game and is on pace to finish with 319 during the regular season – the second highest total in ISU history.

ACTION JACKSON

Despite having all-American wide receiver Laurént Robinson hobbled with an ankle injury, senior Pierre Jackson has emerged as an alternative deep threat for the Redbirds. "Jelly" has notched three 100-yard receiving games this season and leads the team with 31 catches for 568 yards. He has also added four touchdowns.

MOVIN' ON UP

In just his second season as a starter, Luke Drone is starting to creep up the charts in the ISU record book. With 4,531 career passing yards, Drone surpassed Dusty Burk (1999-01) in the game at Western Illinois and moved into sole possession of the No. 3 spot on the all-time ISU passing list. He is now chasing John Coppens (1981-84) and needs 1,708 yards to move into second.

REMBERT RUNNING WITH REGULARITY

Seven games into the 2006 season. Seven 100-yard rushing games for Illinois State running back Pierre Rembert. By rushing for 100+ yards in every game this season, Rembert has compiled the longest such streak in ISU history, bettering four straight 100-yard rushing games by Quincy Washington, Willie Watts and Toby Davis.

IN THE ZONE

The efficiency the Redbirds have shown in the Red-Zone this season rings like a Hawk Harrelson home run call - "you can put it on the board." Through seven games, the 'Birds are 25-for-30 in the Red-Zone with 17 TDs and eight field goals for an 83 percent success rate and 57 percent on Red-Zone touchdowns. ISU opponents haven't been in the zone as often, nor have had the success. ISU foes are 11-for-16 inside the Red-Zone (69 percent) with five TDs and six field goals.

FOURTH AND FUTILE

It hasn't been easy converting on fourth down against the Redbirds in 2006. Through seven games, ISU opponents are 3-for-10 when "going for it" on fourth down for a 30 percent success rate. ISU's defensive effort on fourth down is tied for the 13th best season performance in I-AA.

STUFFING THE RUN

Oposing teams are finding it hard to gain yards on the ground against the Redbird defense in 2006, as the 'Birds rank No. 1 in the conference and No. 20 in all of I-AA football with a rushing defense average of 108.86 yards-per-game. The Redbird defense has held four opponents under 100 yards rushing, including last week's foe, Western Illinois.

WHICH 'BIRD WILL GET THE FIFTH

When Brent Hawkins claimed the 2005 Gateway Defensive Player of the Year award, it marked the fourth straight by a Redbird player and tied the league record for consecutive league MVPs with Northern Iowa (1991-94). Both Cameron Siskowic and Kye Stewart hope to extend that ISU streak. Siskowic, a 2006 Buck Buchanan Award candidate, leads the team in tackles with 71, while Stewart leads the team in tackles per game with 13.

ALL-AMERICA U

ISU has produced at least one all-American player in 20 of its last 23 seasons. Over the last seven seasons, 27 players from 11 different positions have been honored. Laur nt Robinson, Brent Hawkins, Stafford Davis and Cameron Siskowic were all consensus selections in 2005.

30 AND COUNTING

With a catch in the next game he plays, Illinois State wide receiver Laur nt Robinson will extend his school record of having at least one catch to 31 straight games. Robinson has been hobbled all season with a nagging ankle injury, but was able to set the school standard with one catch for 23 yards against Southern Illinois two weeks ago.

TRANSFERABLE

Since 1993, when the NCAA rules changed to allow players immediate eligibility at the I-AA level, Illinois State has had 44 players transfer from I-A schools. ISU's I-A transfers on this year's roster include: Alan Abrams (RB, Ole Miss); Adam Blankenship (DL, Nebraska); Pierre Jackson (WR, Minnesota); Brandon Joyce (OL, Indiana); Dan Passarelli (WR, Northern Illinois); Pierre Rembert (RB, Michigan); Cameron Siskowic (LB, Washington St.); Jonathan St-Pierre (OL, Miami (Fla.)) and James Stevenson III (DL, Illinois).

TURNOVER TURNAROUND

It is hard to believe that in 2004, the Redbirds ranked dead last (117) in turnover margin (-1.91) nationally among I-AA teams. ISU turned the tide in 2005 and finished with 23rd best turnover margin in the country (+.55). The actual result was a difference of +27 turnovers between the two seasons. The Redbirds are continuing their recent trend during the 2006 season, and rank No. 6 nationally with a +1.14 turnover margin.

REMBERT'S RAVE REVIEWS

Through seven games, his first as ISU's featured running back, Pierre Rembert has gotten two thumbs up. With 148.86 rushing yards per game, Rembert ranks No. 3 nationally among running backs. He is on pace to finish the regular season with 1,637 yards on the season, which would rank as the highest total in Redbird history.

MEN OF HONOR

The Redbird football team concluded the spring semester with 35 players on the AFNI Athletics Honor Roll, a new team record. The Redbirds also compiled a 2.68 grade point average for the semester, which was the highest team GPA by the football team in over a decade.

40 DAYS AND 40 NIGHTS

Actually it is a little less than 67 days - that's how many straight 24-hour days a person would have to work to equal the 1,595 community service hours that the Illinois State football team put in last academic year. Typically, the goal for the entire athletic department is 1,000, but the Redbird gridders put in 1,595 hours themselves.

THE START CHART

Offense

	2006	Current Steak	Career
Robinson (WR)	4	0	32
Downing (OL)	7	8	28
Mordis (TE)	7	9	25
Wiggins (OL)	7	22	22
Drone (QB)	7	18	18
Jackson (WR)	7	13	17
Hartman (OL)	0	0	11
Rembert (TB)	7	9	12
Horton (WR)	2	0	8
Niklasch (OL)	7	7	8
Madsen (OL)	4	0	4
Joyce (OL)	5	5	5
Meredith (TE)	5	3	5
Lyon (OL)	2	0	2
R. Rice (TB)	0	0	2
Joynt (TE)	2	0	2
St-Pierre (OL)	3	3	3
D. Passarelli (WR)	1	1	1

Defense

Martindale (DT)	7	30	39
Temple (DB)	7	29	32
C. Siskowic (LB)	6	6	27
Caesar (DB)	7	16	22
Campbell (LB)	6	6	19
Stewart (LB)	6	4	19
Thomas (DT)	7	7	18
Nelson (FS)	7	18	18
Kittrell (DB)	7	7	10
Stevenson (DE)	5	0	9
N. Passarelli (DB)	0	0	7
R. Tate (DL)	5	0	5
Filin (DL)	2	2	2
Simnick (DL)	2	2	2
Cucci (LB)	1	0	1
Hawkins	1	0	1
Hronec (LB)	1	0	1
Lagrone (CB)	0	0	1

RED ZONE

	ISU	Opp.
at Kansas St.	4-4 (3 TDs, FG)	2-4 (2 FGs)
C. Arkansas	4-5 (4 FGs)	1-2 (FG)
E. Illinois	4-4 (3 TDs, FG)	4-4 (3 TDs, FG)
at Murray St.	4-5 (4 TDs)	1-1 (TD)
at Western Ky.	4-4 (4 TDs)	3-4 (TD, 2 FGs)
S. Illinois	4-6 (3 TDs, FG)	2-3 (TD, FG)
at W. Illinois	5-6 (3 TDs, 2 FGs)	2-2 (2 TDs)
Y'stown St.		
Missouri St.		
at Indiana St.		
at N. Iowa		

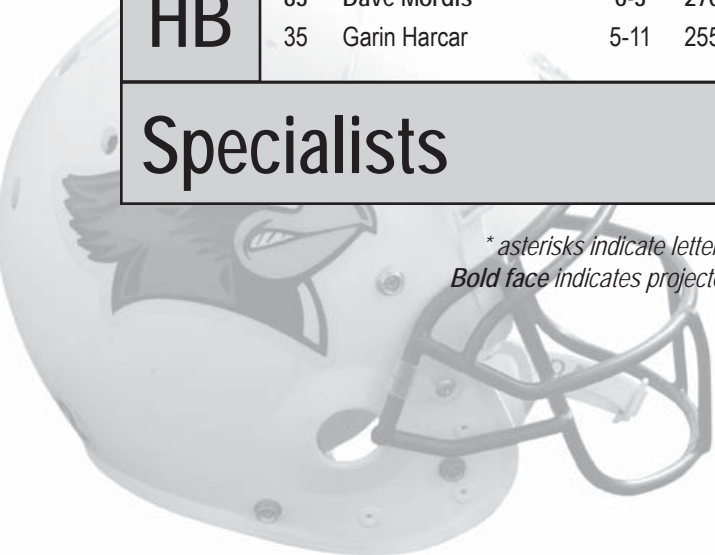
POINTS OFF TURNOVERS

	ISU	Opp.
at Kansas St.	3	11
C. Arkansas	0	0
E. Illinois	17	7
at Murray St.	14	0
at Western Ky.	0	3
S. Illinois	3	0
at W. Illinois	0	0
Y'stown St.		
Missouri St.		
at Indiana St.		
at N. Iowa		

ILLINOIS STATE'S PROJECTED TWO-DEEP

Offense						Defense					
WR	80	Dan Passarelli**	5-11	190	Jr.	DE	73	Justin Martindale***	6-2	255	Sr.
	86	Jason Horton**	6-0	185	Jr.		99	James Stevenson III*	6-3	250	Jr.
LT	66	Isaiah Wiggins**	6-3	290	Jr.	DT	90	Dan Simnick*	6-2	260	Jr.
	71	Jeff Huntzinger*	6-3	285	Jr.		73	Justin Martindale***	6-2	255	Sr.
LG	69	Joe Niklasch*	6-4	280	So.	DT	94	Jarek Thomas**	6-3	275	Jr.
	65	Billy Speiser	6-5	295	Jr.		97	Kaschiev Hunter*	6-2	290	So.
C	61	Jonathan St-Pierre	6-3	301	So.	DE	3	Alex Filin***	6-4	220	Sr.
	68	Erik Madsen	6-3	285	So.		95	Ronnie Tate*	6-3	260	Sr.
RG	75	Janiah Downing***	6-3	310	Sr.	SLB	40	Cameron Siskowic***	6-2	225	Sr.
	71	Jeff Huntzinger*	6-3	285	Jr.		48	Pat Cucci*	6-1	240	So.
RT	78	Brandon Joyce	6-5	310	Jr.	MLB	44	Niall Campbell***	6-2	230	Sr.
	71	Jeff Huntzinger*	6-3	285	Jr.		59	Bill Hronec**	6-2	225	Jr.
TE	47	Kedric Meredith*	6-3	260	So.	WLB	6	Kye Stewart**	6-0	205	Jr.
	42	Jeremy Joynt	6-3	255	Jr.		34	Marques Hawkins*	5-8	210	Sr.
WR	4	Pierre Jackson**	6-1	175	Sr.	CB	1	Jesse Caesar**	5-11	185	Jr.
	10	Jake Rourke*	6-3	185	So.		23	Lamont Lagrone*	5-10	175	Sr.
QB	7	Luke Drone**	6-2	210	Jr.	FS	9	Tom Nelson*	6-0	195	So.
	12	Kevin Brockway*	6-4	225	So.		31	Jeremy Foster	6-3	205	So.
TB	5	Pierre Rembert*	6-0	220	Sr.	SS	28	James Temple***	6-0	210	Sr.
	2	Rafael Rice*	5-11	220	Jr.		30	Garry Roberts*	6-2	210	Jr.
HB	83	Dave Mordis**	6-3	270	Jr.	CB	25	Leon Kitrell***	5-9	165	Sr.
	35	Garin Harcar	5-11	255	RFr.		37	Jason Tate	5-11	175	Fr.
Specialists						K	36	Kevin Mazur*	5-10	195	So.
							19	Bobby Kelsey*	6-1	225	So.
						P	19	Bobby Kelsey*	6-1	225	So.
							36	Kevin Mazur*	5-10	195	So.

* asterisks indicate letters earned
Bold face indicates projected starter



ILLINOIS STATE STARTER NOTES**REDBIRD OFFENSE**

LT	66	Isaiah Wiggins** (Jr. • 6-3 • 290 • Chicago, Ill.)	Began playing the trumpet in elementary school and has been playing it for nine years.
LG	69	Joe Niklasch (So. • 6-4 • 280 • Hartland, Wis.)	An avid Packer fan who, during high school, worked as a janitor at local elementary school.
C	61	Jonathan St-Pierre (So. • 6-3 • 301 • Longueuil, Quebec)	A certified scuba diver who never had the time at Miami, but frequents the lakes of Quebec.
RG	75	Janiah Downing*** (Sr. • 6-3 • 310 • North Marion, Fla.)	The last three summers worked as a Preview guide, an orientation program for incoming ISU students.
RT	78	Brandon Joyce (Jr. • 6-5 • 310 • St. Charles, Mo.)	While in high school, appeared in the Sharpie commercial with Terrell Owens.
WR	80	Dan Passarelli** (Jr. • 5-11 • 190 • Naperville, Ill.)	Wants to become a Chicago firefighter or policeman after graduating from Illinois State.
WR	4	Pierre Jackson** (Sr. • 6-1 • 175 • Chicago, Ill.)	Nicknamed "Jelly;" away from football likes to spend time with his 3-year-old daughter, Itali.
TE	47	Kedric Meredith* (So. • 6-3 • 260 • Peoria, Ill.)	For the last two years has been playing the bass guitar, but can't find the time to join a band.
QB	7	Luke Drone** (Jr. • 6-2 • 210 • Mt. Carmel, Ill.)	Selected for the 2006 NCAA Leadership Conference; 2006-07 SAAC Educational Outreach Coordinator.
RB	5	Pierre Rembert* (Sr. • 6-0 • 220 • Milwaukee, Wis.)	Eats McDonald's at least five times a week; favorite meal is a Big Mac with no pickles, no onions and extra sauce.
FB	83	Dave Mordis** (Jr. • 6-3 • 270 • Palos Park, Ill.)	Owns two dogs, a german shepherd and a shiba inu; enjoys riding around campus on his moped.

REDBIRD DEFENSE

DE	73	Justin Martindale*** (Sr. • 6-2 • 255 • Wadsworth, Ill.)	Loves to play with toys which are built for speed; owns a jet ski, four-wheeler and a motorcycle.
DT	90	Dan Simnick* (Jr. • 6-2 • 260 • Naperville, Ill.)	A big fan of Ultimate Fighting Championship (UFC); after football he hopes to be trained in martial arts.
DT	94	Jarek Thomas** (Jr. • 6-3 • 275 • Orlando, Fla.)	Enjoys cooking, especially soul food, including his favorite dish – BBQ ribs and pork chops.
DE	3	Alex Filin*** (Sr. • 6-4 • 220 • Skokie, Ill.)	Born in Riga, Latvia and moved to the U.S. when he was six years old; nickname is "KGB."
WLB	6	Kye Stewart** (Jr. • 6-0 • 205 • Nashville, Tenn.)	A certified scuba diver, he has dove throughout the state of Florida with his dad, who is also certified.
MLB	44	Niall Campbell*** (Sr. • 6-2 • 230 • Lemont, Ill.)	After college will be focusing on a career in physical therapy.
SLB	40	Cameron Siskowic*** (Sr. • 6-2 • 225 • San Diego, Calif.)	A six-year cancer survivor that grew up surfing, snow boarding and wake boarding.
CB	25	Leon Kittrell*** (Sr. • 5-9 • 165 • Oak Creek, Wis.)	A world-class drummer who plays in two bands on campus – Blue Print and Soft Spoken.
FS	9	Tom Nelson* (So. • 6-0 • 195 • Arlington Heights, Ill.)	Likes to spend his off-weekends golfing with his dad, and favorite course is Rolling Green Country Club.
SS	28	James Temple*** (Sr. • 6-0 • 210 • Savannah, Ga.)	Has been playing the acoustic guitar for over a year and enjoys playing allegro music.
CB	1	Jesse Caesar** (Jr. • 5-11 • 185 • Rockledge, Fla.)	An avid artist who likes to draw particularly in pencil or pen.

REDBIRD SPECIAL TEAMS

PK	36	Kevin Mazur* (Fr. • 5-10 • 195 • Mt. Prospect, Ill.)	Fired a 23-under-par on Tiger Woods 2007, a Playstation 2 game, during fall camp.
KO	19	Bobby Kelsey* (Fr. • 6-1 • 225 • Channahon, Ill.)	Worked out this summer with former ISU punter Mike McCabe and Florida's Urban Meyer, a former ISU assistant.
P	19	Bobby Kelsey* (Fr. • 6-1 • 225 • Channahon, Ill.)	Worked out this summer with former ISU punter Mike McCabe and Florida's Urban Meyer, a former ISU assistant.
LS	43	Jake Weber*** (Sr. • 6-2 • 233 • Peoria, Ill.)	Interned over the summer with PricewaterhouseCoopers.
HD	7	Luke Drone** (Jr. • 6-2 • 210 • Mt. Carmel, Ill.)	Selected for the 2006 NCAA Leadership Conference; 2006-07 SAAC Educational Outreach Coordinator.
KR	5	Pierre Rembert* (Sr. • 6-0 • 220 • Milwaukee, Wis.)	Eats McDonald's at least five times a week; favorite meal is a Big Mac with no pickles, no onions and extra sauce.
	9	Tom Nelson* (So. • 6-0 • 195 • Arlington Heights, Ill.)	Likes to spend his off-weekends golfing with his dad, and favorite course is Rolling Green Country Club.
PR	86	Jason Horton** (Jr. • 6-0 • 185 • Bolingbrook, Ill.)	Played ice hockey during the seventh and eighth grade.

ILLINOIS STATE'S ALPHABETICAL ROSTER

No.	Name	Pos.	Ht.	Wt.	Yr.	Hometown (Last School)
27	Alan Abrams	RB	6-0	205	Jr.	Orlando, Fla. (Mississippi)
93	Adam Blankenship	DL	6-2	245	So.	Tulsa, Okla. (Nebraska)
22	Geno Blow	RB	5-11	190	Fr.	Seabrook, Texas (Clear Lake)
12	Kevin Brockway*	QB	6-4	225	So.	Crystal Lake, Ill. (South)
1	Jesse Caesar**	DB	5-11	185	Jr.	Rockledge, Fla. (Rockledge)
44	Niall Campbell***	LB	6-2	230	Sr.	Lemont, Ill. (Chicago Mt. Carmel)
51	Brennan Carroll	LB	6-2	215	So.	Hoffman Estates, Ill. (Hoffman Estates HS)
48	Pat Cucci*	LB	6-1	240	So.	Winter Springs, Fla. (Winter Springs)
17	Jared Dall	WR	5-11	200	Jr.	Arlington Heights, Ill. (Harper JC)
75	Janiah Downing***	OL	6-3	310	Sr.	North Marion, Fla. (North Marion)
7	Luke Drone**	QB	6-2	210	Jr.	Mt. Carmel, Ill. (Mt. Carmel)
16	Preston Earl	QB	6-2	210	Fr.	Lincolnshire, Ill. (Stevenson)
3	Alex Filiin***	DL	6-4	220	Sr.	Skokie, Ill. (Niles West)
31	Jeremy Foster	DB	6-3	205	So.	Bloomington, Ill. (University)
14	Tyler Funk	P/K	6-0	165	Fr.	Racine, Wis. (William Horlick)
54	Brent Gritton	LB	6-2	225	RFr.	Lincoln, Neb. (Lincoln East)
35	Garin Harcar	RB	5-11	255	RFr.	Grand Ridge, Ill. (Ottawa)
34	Marques Hawkins*	LB	5-8	210	Sr.	Chandler, Ariz. (Phoenix College)
11	Kelvyn Hemphill	DB	6-2	175	Fr.	San Antonio, Texas (O'Connor)
86	Jason Horton**	WR	6-0	185	Jr.	Bolingbrook, Ill. (Neuqua Valley)
59	Bill Hronec**	LB	6-2	225	Jr.	Evergreen Park, Ill. (Chicago Mt. Carmel)
67	Landon Humbles	OL	6-4	285	So.	Peoria, Ill. (Richwoods)
97	Kaschiev Hunter*	DL	6-2	290	So.	Marietta, Ga. (Harrison)
71	Jeff Huntzinger*	OL	6-3	285	Jr.	Tulsa, Okla. (Union)
4	Pierre Jackson**	WR	6-1	175	Sr.	Chicago, Ill. (Minnesota)
13	Kurt James	DB	6-1	205	So.	Elmhurst, Ill. (Immaculate Conception)
78	Brandon Joyce	OL	6-5	310	Jr.	St. Charles, Mo. (Indiana)
42	Jeremy Joynt	TE	6-3	255	Jr.	Emmetsburg, Iowa (Iowa Central CC)
77	Muhammad Kahlun	OL	6-4	290	RFr.	Garland, Texas (Lakeview Centennial)
84	Clint Keller	TE	6-3	250	Jr.	Lexington, Ky. (Paul Laurence Dunbar)
19	Bobby Kelsey*	K/P	6-1	225	So.	Channahon, Ill. (Providence Catholic)
18	Drew Kempe	WR	6-3	205	RFr.	Wheaton, Ill. (Wheaton North)
25	Leon Kittrell***	DB	5-9	165	Sr.	Oak Creek, Wis. (Oak Creek)
33	Ansu Kpandeyenge*	RB	5-10	200	So.	Elgin, Ill. (Larkin)
23	Lamont Lagrone*	DB	5-10	175	Sr.	Houston, Texas (East Mississippi CC)
68	Erik Madsen	OL	6-3	285	So.	Bolingbrook, Ill. (Joliet Catholic)
87	Jermaine Malcolm	WR	6-4	185	Fr.	San Antonio, Texas (Holmes)
73	Justin Martindale***	DL	6-2	255	Sr.	Wadsworth, Ill. (Warren Township)
36	Kevin Mazur*	K/P	5-10	195	So.	Mt. Prospect, Ill. (John Hersey)
85	Warren McCarty	WR	6-4	200	RFr.	Roscoe, Ill. (Hononegah)
47	Kedric Meredith*	FB	6-3	260	So.	Peoria, Ill. (Richwoods)
83	Dave Mordis**	TE	6-3	270	Jr.	Palos Park, Ill. (Stagg)
9	Tom Nelson*	DB	6-0	195	So.	Arlington Heights, Ill. (John Hersey)
69	Joe Niklasch*	OL	6-4	280	So.	Hartland, Wis. (Arrowhead)
13	Andrew Paschal	WR	6-3	205	So.	Largo, Fla. (Ft. Scott College)
80	Dan Passarelli**	WR	5-11	190	Jr.	Naperville, Ill. (Northern Illinois)
21	Nick Passarelli**	DB	5-11	200	Jr.	Naperville, Ill. (Central)
62	Mike Piton	DL	6-2	255	Fr.	Palos Hills, Ill. (Stagg)
5	Pierre Rembert*	RB	6-0	220	Sr.	Milwaukee, Wis. (Michigan)
26	Cortes Rice*	RB	6-2	215	So.	Los Alamitos, Calif. (Los Alamitos)
2	Rafael Rice*	RB	5-11	220	Jr.	Los Alamitos, Calif. (Fullerton JC)
91	Dave Rivas	DL	6-3	230	Fr.	Chicago, Ill. (Gordon Tech)
30	Garry Roberts*	DB	6-2	210	Jr.	Edna, Texas (Edna)
81	Laurént Robinson***	WR	6-2	195	Sr.	Rockledge, Fla. (Rockledge)
10	Jake Rourke*	WR	6-3	185	So.	Chatham, Ill. (Glenwood)
90	Dan Simnick*	DL	6-2	260	Jr.	Naperville, Ill. (North)
40	Cameron Siskowic***	LB	6-2	225	Sr.	San Diego, Calif. (Washington St.)
45	Kyle Siskowic	LB	6-1	220	RFr.	San Diego, Calif. (Clairemont)
96	Babatunde Soyebó	DL	6-5	220	RFr.	Lagos, Nigeria (South Shore [Ill.])
60	Tom Speer	DL	6-4	215	RFr.	Macomb, Ill. (Macomb)
65	Billy Speiser	OL	6-5	295	Jr.	Warrenton, Mo. (Iowa Central CC)
99	James Stevenson III*	DL	6-3	250	Jr.	Franklinville, N.J. (Illinois)
6	Kye Stewart**	LB	6-0	205	Jr.	Nashville, Tenn. (Pearl-Cohn)
61	Jonathan St-Pierre	OL	6-3	301	So.	Longueuil, Quebec (Miami (Fla.))
98	Mike Strutz	DL	6-3	230	Fr.	Orland Park, Ill. (Carl Sandburg)
37	Jason Tate	DB	5-11	175	Fr.	Lake Mary, Fla. (Seminole)
95	Ronnie Tate*	DL	6-3	260	Sr.	Glendale, Ariz. (Glendale CC)
28	James Temple***	DB	6-0	210	Sr.	Savannah, Ga. (Savannah)
94	Jarek Thomas**	DL	6-3	275	Jr.	Orlando, Fla. (Edgewater)
43	Jake Weber***	LS	6-2	235	Sr.	Peoria, Ill. (Dunlap)
41	Dan Weiner	WR	6-1	190	Jr.	Chicago, Ill. (Palomar College)
88	Bert Whigham	TE	6-4	230	RFr.	Lake Mary, Fla. (Seminole)
58	Mark Whitaker*	LB	6-1	210	Jr.	Moline, Ill. (Drake)
66	Isaiah Wiggins**	OL	6-3	290	Jr.	Chicago, Ill. (Prosser)
57	Brandon Wilson	DL	6-2	210	Fr.	San Antonio, Texas (John Jay)

NUMERICAL ROSTER

No.	Name	Pos.	No.	Name	Pos.
1	Jesse Caesar	DB	45	Kyle Siskowic	LB
2	Rafael Rice	RB	47	Kedric Meredith	FB
3	Alex Filiin	DL	48	Pat Cucci	LB
4	Pierre Jackson	WR	51	Brennan Carroll	LB
5	Pierre Rembert	RB	54	Brent Gritton	LB
6	Kye Stewart	LB	57	Brandon Wilson	DL
7	Luke Drone	QB	58	Mark Whitaker	LB
9	Tom Nelson	DB	59	Bill Hronec	LB
10	Jake Rourke	WR	60	Tom Speer	DL
11	Kelvyn Hemphill	DB	61	Jonathan St-Pierre	OL
12	Kevin Brockway	QB	62	Mike Piton	DL
13	Kurt James	DB	65	Billy Speiser	OL
13	Andrew Paschal	WR	66	Isaiah Wiggins	OL
14	Tyler Funk	K/P	67	Landon Humbles	OL
16	Preston Earl	QB	68	Erik Madsen	OL
17	Jared Dall	WR	69	Joe Niklasch	OL
18	Drew Kempe	WR	71	Jeff Huntzinger	OL
19	Bobby Kelsey	K/P	73	Justin Martindale	OL
21	Nick Passarelli	DB	75	Janiah Downing	DL
22	Geno Blow	RB	77	Muhammad Kahlun	OL
23	Lamont Lagrone	DB	78	Brandon Joyce	OL
25	Leon Kittrell	DB	80	Dan Passarelli	WR
26	Cortes Rice	RB	81	Laurént Robinson	WR
27	Alan Abrams	RB	83	Dave Mordis	TE
28	James Temple	DB	84	Clint Keller	TE
30	Garry Roberts	DB	85	Warren McCarty	WR
31	Jeremy Foster	DB	86	Jason Horton	WR
33	Ansu Kpandeyenge	RB	87	Jermaine Malcolm	WR
34	Marques Hawkins	LB	88	Bert Whigham	TE
35	Garin Harcar	FB	90	Dan Simnick	DL
36	Kevin Mazur	K/P	91	Dave Rivas	DL
37	Jason Tate	DB	93	Adam Blankenship	DL
40	Cameron Siskowic	LB	94	Jarek Thomas	DL
41	Dan Weiner	WR	95	Ronnie Tate	DL
42	Jeremy Joynt	TE	96	Babatunde Soyebó	DL
43	Jake Weber	LS	97	Kaschiev Hunter	DL
44	Niall Campbell	LB	98	Mike Strutz	DL
			99	James Stevenson	DL

PRONUNCIATIONS

Jesse Caesar	SEE-zahr
Niall Campbell	NILE
Pat Cucci	COO-chee
Luke Drone	rhymes with bone
Alex Filiin	FILL-in
Brent Gritton	GRIT-on
Garin Harcar	GARE-in HAR-car
Marques Hawkins	MAR-kuss
Bill Hronec	RON-ick
Kaschiev Hunter	ka-SHEEV
Muhammad Kahlun	ka-LOON
Greg Laffere	LA-fair
Lamont Lagrone	la-GROWN
Joe Niklasch	NICK-lash
Dan Passarelli	PASS-uh-rel-ee
Nick Passarelli	PASS-uh-rel-ee
Mike Piton	last name rhymes with "kitten"
Laurént Robinson	Loor-RAUNT
Cameron Siskowic	SIS-co-wick
Kyle Siskowic	SIS-co-wick

ILLINOIS STATE'S SERIES HISTORY AGAINST YOUNGSTOWN STATE

Series tied 7-7

1979	8-Sep	27	33	H	L
1992	10-Oct	10	34	A	L
1993	13-Nov	13	10	H	W
1995	18-Nov	30	13	A	W
1996	21-Sep	31	28	H	W
1997	1-Nov	0	13	A	L
1998	14-Nov	48	14	H	W
1999	30-Oct	31	28	A	W
2000	7-Oct	12	14	H	L
2001	20-Oct	30	44	A	L
2002	9-Nov	17	24	H	L
2003	25-Oct	35	25	A	W
2004	23-Oct	30	24	H	W
2005	1-Oct	17	20	A	L

Youngstown St. 20, Illinois St. 17

October 1, 2005 • Youngstown, Ohio • Stambaugh Stadium

Attendance: 16,809

▶ GAME SUMMARY

Second Half Turnovers Cost Redbirds

YOUNGSTOWN, Ohio -- The 2005 Gateway Football Conference season opener in Youngstown, Ohio, did not go exactly as planned for the Illinois State Redbirds, as uncharacteristic turnovers in the fourth quarter led to a 20-17 win for the Youngstown State Penguins in front of 16,809 at Stambaugh Stadium.

After stalling ISU's opening drive, Youngstown State went 80 yards on seven plays to open the scoring when Illinois transfer Marcus Mason went 26 yards off tackle for the touchdown. The two teams traded punts before the Redbirds knotted the game at 7-7, when Luke Drone kept the ball off the option and plunged into the end zone from two yards out with 1:30 left in the first quarter. Drone's touchdown capped ISU's 12-play, 80-yard scoring drive.

ISU's Garry Roberts snagged the first interception of his career when he hauled in a pass deflected by teammate Tom Nelson at the YSU 45-yard line. The Redbirds used the legs of Rafael Rice to get down to the Youngstown State 9-yard line on the first four plays of the drive. It appeared that Drone was going to score his second touchdown of the half, but an Illinois State holding penalty negated the score and ended the drive. Freshman Kevin Mazur split the uprights on a 24-yard field goal attempt to give the 'Birds a 10-7 advantage with 5:18 left in the half.

At the start of the third quarter, the two teams exchanged scoring drives, keeping the game close. YSU received the kickoff to open the half and drove 61 yards in 11 plays, culminating in a 21-yard touchdown pass from Tom Zetts to Kyle Smith, giving YSU its second lead of the night. However, ISU answered on its first drive of the half when Rice scored from 20 yards out, capping off an eight play, 79-yard drive, to make the score 17-14 with 6:23 left in the third.

The score remained 17-14, until a series of turnovers turned the tide in the fourth quarter, with YSU scoring twice on drives of less than 10 yards. After ISU recovered a YSU fumble on its own 10 yard line, the Penguins quickly answered with an interception off a tipped Drone pass. YSU converted that turnover into three points by way of a 26-yard field goal by Brian Palmer. After Drone's second interception in as many series, YSU took the lead 20-17 on a 21-yard field goal by Palmer.

▶ SCORING SUMMARY

SCOREBOARD	1	2	3	4	FINAL
ILLINOIS STATE (3-2)	7	3	7	0	17
Youngstown St. (4-1)	7	0	7	6	20

FIRST QUARTER

YSU – Mason 26-yard run (Palmer kick), 9:25

ILS – Drone 2-yard run (Mazur kick), 1:30

SECOND QUARTER

ILS – Mazur 24-yard field goal, 5:18

THIRD QUARTER

YSU – Smith 21-yard pass from Zetts (Palmer kick), 9:38

ILS – R. Rice 20-yard run (Mazur kick), 6:23

FOURTH QUARTER

YSU – Palmer 26-yard field goal, 6:04

YSU – Palmer 21-yard field goal, 3:52

▶ TEAM STATISTICS

	ILS	YSU
First Downs	23	19
Rushing Attempts-Yards	46-227	43-140
Passing	17-27-4	13-26-2
Passing Yards	180	171
Total Offense	407	311
Fumbles-Lost	2-0	3-1
Penalties-Yards	7-48	2-10
Time of Possession	31:17	28:43

▶ INDIVIDUAL STATISTICS

RUSHING: (ILS) – Thompson 25-122, R. Rice 9-65, Horton 1-26, Rember 6-11, Drone 5-3. (YSU) – Mason 27-126, Reams 4-8, Gibson 2-7, Zetts 5-4, Evans 1-3, Ison 1-1, Team 3(-9).

PASSING: (ILS) – Drone 17-27-4-180. (YSU) – Zetts 13-26-2-171.

RECEIVING: (ILS) – Robinson 8-76, Mordis 3-22, Jackson 2-33, Hayden 2-32, Thompson 1-14, Denley 1-3. (YSU) – Smith 7-97, Peterson 2-62, Marshall 1-14, Wright 1-6, Mason 1(-4), Reams 1(-4).

TACKLE LEADERS: (ILS) – Siskowic 4-13-17, Stewart 4-7-11, Campbell 3-6-9, Nelson 3-4-7. (YSU) – Terry 8-5-13, Jackson 7-4-11, Andrews 0-10-10, Perry 4-5-9.



2006 GFC STANDINGS

	GATEWAY			OVERALL		
	W	L	PCT	W	L	PCT
Illinois State	3	0	1.000	6	1	.857
Northern Iowa	3	0	1.000	5	2	.714
Youngstown State	3	1	.750	6	2	.750
Western Kentucky	3	1	.750	4	3	.571
Southern Illinois	2	2	.500	5	2	.714
Indiana State	1	3	.250	1	7	.125
Western Illinois	0	4	.000	3	5	.375
Missouri State	0	4	.000	1	7	.125

2006 PRESEASON POLL

1. Northern Iowa (22)	239
2. Youngstown State (7)	208
3. Illinois State (2)	190
4. Southern Illinois	160
5. Western Kentucky (1)	141
6. Western Illinois	103
7. Missouri State	79
8. Indiana State	32

SCHOLAR-BALLER™

During the 2006 season, the players listed on the left will wear the patch (shown below) on their uniform to signify their scholar baller™ status.

ISU's 2005-06 Scholar Ballers™ (2.75 GPA or higher)

Chance Allard #	Brian Arndt \$
Tristian Borzick \$	Mike Brewer
Kevin Brockway	Mike Calegari #
Niall Campbell	Brennan Carroll
Stephen Carroll #	Wally Cirafesi
Montel Conner \$	Graham Corcoran #
Pat Cucci	Stafford Davis \$
Jonathan Denley	Janiah Downing
Luke Drone \$	Greg Faulkner #
Alex Filin	Eric Follmer
Barry Hartman	Marcus Hayden
Osric Hayes #	Bill Hronec \$
Pierre Jackson \$	Kurt James
Muhammad Kahlun \$	Kyle Korth \$
Ansu Kpandeyenge #	Kevin Kreger
Anthony Kummer	Keith Lesniak #
Jonathan Lyon	Justin Martindale
Warren McCarty	Kedric Meredith
Matt Miglin	Tom Nelson#
Joe Niklasch	Nick Passarelli #
Jeremy Redic #	Rafael Rice
Laurént Robinson	William Rolle
Eyad Salem #	Dan Simnick
Cameron Siskowic \$	Kyle Siskowic \$
Babatunde Soyebó #	Mike Stegeman
Kye Stewart #	James Temple #
Jarek Thomas	Ryan Thorne #
Robert Tomei #	Tom Walters #
Jake Weber #	Dan Weiner #
Bert Whigham #	Mark Whitaker
Isaiah Wiggins	Sam Yeargin \$

indicates Spring 2006 only member; \$ indicates Fall 2005 only member

**2006 ILLINOIS STATE TEAM STATISTICS**

TEAM STATISTICS	ISU	OPP			
SCORING	212	122			
Points Per Game	30.3	17.4			
FIRST DOWNS	151	111			
Rushing	77	48			
Passing	65	58			
Penalty	9	5			
RUSHING YARDAGE	1220	762			
Yards gained rushing	1395	886			
Yards lost rushing	175	124			
Rushing Attempts	303	222			
Average Per Rush	4.0	3.4			
Average Per Game	174.3	108.9			
TDs Rushing	14	4			
PASSING YARDAGE	1591	1461			
Att-Comp-Int	177-107-3	199-114-12			
Average Per Pass	9.0	7.3			
Average Per Catch	14.9	12.8			
Average Per Game	227.3	208.7			
TDs Passing	13	8			
TOTAL OFFENSE	2811	2223			
Total Plays	480	421			
Average Per Play	5.9	5.3			
Average Per Game	401.6	317.6			
KICK RETURNS: #-YARDS	22-428	31-645			
PUNT RETURNS: #-YARDS	10-86	7-117			
INT RETURNS: #-YARDS	12-160	3-12			
KICK RETURN AVERAGE	19.5	20.8			
PUNT RETURN AVERAGE	8.6	16.7			
INT RETURN AVERAGE	13.3	4.0			
FUMBLES-LOST	6-3	8-2			
PENALTIES-YARDS	32-299	37-331			
Average Per Game	42.7	47.3			
PUNTS-YARDS	24-929	28-1005			
Average Per Punt	38.7	35.9			
Net punt average	29.7	32.1			
TIME OF POSSESSION/GAME	31:19	28:36			
3RD-DOWN CONVERSIONS	50/97	38/91			
3rd-Down Pct	52%	42%			
4TH-DOWN CONVERSIONS	4/7	3/10			
4th-Down Pct	57%	30%			
SACKS BY-YARDS	14-77	8-43			
MISC YARDS	0	0			
TOUCHDOWNS SCORED	27	14			
FIELD GOALS-ATTEMPTS	9-14	8-12			
ON-SIDE KICKS	0-1	0-1			
RED-ZONE SCORES	25-30 83%	11-16 69%			
RED-ZONE TOUCHDOWNS	17-30 57%	5-16 31%			
PAT-ATTEMPTS	23-24 96%	12-13 92%			
ATTENDANCE	40011	68206			
Games/Avg Per Game	3/13337	4/17052			
Neutral Site Games		0/0			
SCORE BY QUARTERS	1st	2nd	3rd	4th	Total
Illinois State	20	74	64	54	212
Opponents	23	54	27	18	122

2006 ILLINOIS STATE INDIVIDUAL STATISTICS

RUSHING G Att Gain Loss Net Avg TD Long Avg/G
Rembert,Pierre 7 203 1074 32 1042 5.1 9 56 148.9
Rice,Rafael 7 45 206 8 198 4.4 4 24 28.3
Blow,Geno 4 9 28 3 25 2.8 0 13 6.2
Abrams,Alan 4 3 17 0 17 5.7 0 11 4.2
Robinson,Laurent 4 1 5 0 5 5.0 0 5 1.2
Drone,Luke 7 30 65 65 0 0.0 1 11 0.0
Horton,Jason 7 1 0 5 -5 -5.0 0 0 -0.7
TEAM 6 11 0 62 -62 -5.6 0 0 -10.3
Total..... 7 303 1395 175 1220 4.0 14 56 174.3
Opponents..... 7 222 886 124 762 3.4 4 37 108.9

PASSING G Effic Att-Cmp-Int Pct Yds TD Lng Avg/G
Drone,Luke 7 156.80 107-177-3 60.5 1591 13 70 227.3
Total..... 7 156.80 107-177-3 60.5 1591 13 70 227.3
Opponents..... 7 120.16 114-199-12 57.3 1461 8 75 208.7

RECEIVING G No. Yds Avg TD Long Avg/G
Jackson,Pierre 7 31 568 18.3 4 70 81.1
Horton,Jason 7 18 288 16.0 2 68 41.1
Robinson,Laurent 4 18 269 14.9 4 47 67.2
Rourke,Jake 7 9 236 26.2 1 61 33.7
Mordis,Dave 7 9 78 8.7 1 18 11.1
Passarelli,Dan 7 7 76 10.9 0 29 10.9
Rembert,Pierre 7 7 32 4.6 0 14 4.6
Meredith,Kedric 7 3 23 7.7 0 12 3.3
Rice,Rafael 7 2 7 3.5 0 6 1.0
Harcar,Garin 6 2 5 2.5 1 4 0.8
Kempe,Drew 1 1 9 9.0 0 9 9.0
Total..... 7 107 1591 14.9 13 70 227.3
Opponents..... 7 114 1461 12.8 8 75 208.7

PUNT RETURNS No. Yds Avg TD Long
Horton,Jason 9 76 8.4 0 32
Passarelli,Dan 1 10 10.0 0 10
Total..... 10 86 8.6 0 32
Opponents..... 7 117 16.7 1 81

INTERCEPTIONS No. Yds Avg TD Long
Nelson,Tom 4 63 15.8 0 34
Siskowic,Cameron 2 2 1.0 0 1
Kittrell,Leon 1 26 26.0 0 26
Tate,Jason 1 12 12.0 0 7
Temple,James 1 32 32.0 0 32
Thomas,Jarek 1 1 1.0 0 1
Caesar,Jesse 1 0 0.0 0 0
Campbell,Niall 1 24 24.0 0 24
Total..... 12 160 13.3 0 34
Opponents..... 3 12 4.0 0 12

KICK RETURNS No. Yds Avg TD Long
Nelson,Tom 12 246 20.5 0 39
Horton,Jason 6 106 17.7 0 29
Rembert,Pierre 4 76 19.0 0 32
Total..... 22 428 19.5 0 39
Opponents..... 31 645 20.8 0 49

FUMBLE RETURNS No. Yds Avg TD Long
Caesar,Jesse 1 33 33.0 0 33
Total..... 1 33 33.0 0 33
Opponents..... 1 9 9.0 1 9

SCORING TD FGs Kick Rush Rcv Pass DXP Saf Points
Rembert,Pierre 9 0-0 0-0 0-1 0 0-0 0 0 54
Mazur,Kevin 0 9-13 23-24 0-0 0 0-0 0 0 50
Jackson,Pierre 4 0-0 0-0 0-0 0 0-0 0 0 24
Rice,Rafael 4 0-0 0-0 0-0 0 0-0 0 0 24
Robinson,Laurent 4 0-0 0-0 0-0 0 0-0 0 0 24
Horton,Jason 2 0-0 0-0 0-0 0 0-0 0 0 12
Drone,Luke 1 0-0 0-0 0-1 0 0-1 0 0 6
Harcar,Garin 1 0-0 0-0 0-0 0 0-0 0 0 6
Mordis,Dave 1 0-0 0-0 0-0 0 0-0 0 0 6
Rourke,Jake 1 0-0 0-0 0-0 0 0-0 0 0 6
Kelsey,Bobby 0 0-1 0-0 0-0 0 0-0 0 0 0
Total..... 27 9-14 23-24 0-2 0 0-1 0 0 212
Opponents..... 14 8-12 12-13 0-0 1 1-1 0 0 122

TOTAL OFFENSE G Plays Rush Pass Total Avg/G
Drone,Luke 7 207 0 1591 1591 227.3
Rembert,Pierre 7 203 1042 0 1042 148.9
Rice,Rafael 7 45 198 0 198 28.3
Blow,Geno 4 9 25 0 25 6.2
Abrams,Alan 4 3 17 0 17 4.2
Robinson,Laurent 4 1 5 0 5 1.2
Horton,Jason 7 1 -5 0 -5 -0.7
TEAM 6 11 -62 0 -62 -10.3
Total..... 7 480 1220 1591 2811 401.6
Opponents..... 7 421 762 1461 2223 317.6

FIELD GOALS FGM-FGA Pct 01-19 20-29 30-39 40-49 50-99 Lg Blk
Mazur,Kevin 9-13 69.2 1-1 5-7 3-4 0-0 0-1 37 1
Kelsey,Bobby 0-1 0.0 0-0 0-0 0-0 0-1 0-0 0 0

FG SEQUENCE Illinois State OPPONENTS
Kansas State (35) 38,(52),(41),(30)
Central Arkansas 49,(23),(25),37,(20),(35) (31)
Eastern Illinois (24) (33)
Murray State 50 -
Western Kentucky - (37),(29),19
Southern Illinois (19),29 (38)
Western Illinois (37),(20),29 52,51
Numbers in (parentheses) indicate field goal was made.

PUNTING No. Yds Avg Long TB FC I20 Blkd
Kelsey,Bobby 24 929 38.7 60 5 7 9 0
Total..... 24 929 38.7 60 5 7 9 0
Opponents..... 28 1005 35.9 50 1 5 9 0

KICKOFFS No. Yds Avg TB OB Retn Net YdLn
Kelsey,Bobby 42 2507 59.7 9 1 645 40.0 24
Total..... 42 2507 59.7 9 1 645 40.0 24
Opponents..... 28 1636 58.4 5 0 428 39.6 25

ALL PURPOSE G Rush Rec PR KOR IR Tot Avg/G
Rembert,Pierre 7 1042 32 0 76 0 1150 164.3
Jackson,Pierre 7 0 568 0 0 0 568 81.1
Horton,Jason 7 -5 288 76 106 0 465 66.4
Nelson,Tom 7 0 0 0 246 63 309 44.1
Robinson,Laurent 4 5 269 0 0 0 274 68.5
Rourke,Jake 7 0 236 0 0 0 236 33.7
Rice,Rafael 7 198 7 0 0 0 205 29.3
Passarelli,Dan 7 0 76 10 0 0 86 12.3
Mordis,Dave 7 0 78 0 0 0 78 11.1
Temple,James 7 0 0 0 0 32 32 4.6
Kittrell,Leon 7 0 0 0 0 26 26 3.7
Blow,Geno 4 25 0 0 0 0 25 6.2
Campbell,Niall 7 0 0 0 0 24 24 3.4
Meredith,Kedric 7 0 23 0 0 0 23 3.3
Abrams,Alan 4 17 0 0 0 0 17 4.2
Tate,Jason 7 0 0 0 0 12 12 1.7
Kempe,Drew 1 0 9 0 0 0 9 9.0
Harcar,Garin 6 0 5 0 0 0 5 0.8
Siskowic,Cameron 7 0 0 0 0 2 2 0.3
Thomas,Jarek 7 0 0 0 0 1 1 0.1
TEAM 6 -62 0 0 0 0 -62 -10.3
Total..... 7 1220 1591 86 428 160 3485 497.9
Opponents..... 7 762 1461 117 645 12 2997 428.1

2006 ILLINOIS STATE DEFENSIVE STATISTICS

DEFENSIVE LEADERS	GP	TACKLES				SACKS		PASS DEF			FUMBLES		BLKD	
		SOLO	AST	TOTAL	TFL/YDS	NO-YARDS	INT-YDS	BRUP	QBH	RCV-YDS	FF	KICK	SAF	
40 Siskowic,Cameron	7	35	48	83	4.5-8	2.0-2	2-2	.	1	.	1	.	.	
6 Stewart,Kye	6	37	40	77	7.0-27	2.0-16	.	1	
44 Campbell,Niall	7	23	30	53	3.5-4	.	1-24	4	.	.	2	.	.	
1 Caesar,Jesse	7	23	9	32	.	.	1-0	2	1	1-33	.	.	.	
25 Kittrell,Leon	7	14	14	28	.	.	1-26	4	
28 Temple,James	7	12	15	27	.	.	1-32	4	.	.	1	.	.	
9 Nelson,Tom	7	5	18	23	1.0-1	.	4-63	6	
94 Thomas,Jarek	7	13	9	22	5.0-10	1.0-1	1-1	.	2	
73 Martindale,Justin	7	10	10	20	3.5-17	1.0-6	.	.	3	.	1	.	.	
3 Filin,Alex	7	11	6	17	6.0-16	4.0-13	.	.	1	.	1	.	.	
95 Tate,Ronnie	7	12	4	16	4.5-29	3.0-26	.	3	6	1-0	1	.	.	
34 Hawkins,Marques	5	4	9	13	
37 Tate,Jason	7	7	2	9	1.0-3	.	1-12	
99 Stevenson,James	7	2	5	7	2	
30 Roberts,Garry	7	3	4	7	
90 Simnick,Dan	7	2	4	6	1.0-1	
59 Hronec,Bill	6	4	1	5	1.0-2	
19 Kelsey,Bobby	7	4	1	5	
97 Hunter,Kaschiev	5	2	2	4	
48 Cucci,Pat	6	2	1	3	
93 Blankenship,Adam	7	1	2	3	1.0-13	1.0-13	.	.	1	
51 Carroll,Brennan	3	1	1	2	
58 Whitaker,Mark	6	.	2	2	
57 Wilson,Brandon	5	1	1	2	
83 Mordis,Dave	7	2	.	2	
4 Jackson,Pierre	7	.	1	1	
43 Weber,Jake	6	.	1	1	
31 Foster,Jeremy	1	.	1	1	
<i>Total.....</i>	<i>7</i>	<i>230</i>	<i>241</i>	<i>471</i>	<i>39-131</i>	<i>14-77</i>	<i>12-160</i>	<i>24</i>	<i>17</i>	<i>2-33</i>	<i>7</i>	<i>.</i>	<i>.</i>	
<i>Opponents.....</i>	<i>7</i>	<i>292</i>	<i>226</i>	<i>518</i>	<i>39.0-143</i>	<i>8-43</i>	<i>3-12</i>	<i>30</i>	<i>13</i>	<i>3-9</i>	<i>5</i>	<i>1</i>	<i>.</i>	



2006 GAME-BY-GAME INDIVIDUAL STATISTICS

Rushing (Att.-Yds.-TD)

Opp.	Abrams	Blow	C. Rice	R. Rice	Drone	Rembert
at Kansas St.	dnp	dnp	dnp	0-0-0	4-(-17)-0	29-105-0
C. Arkansas	0-0-0	0-0-0	dnp	7-30-0	2-1-0	27-139-0
E. Illinois	dnp	3-3-0	dnp	5-45-1	4-20-0	24-105-2
at Murray St.	0-0-0	1-0-0	dnp	8-15-0	6-(-11)-0	39-184-2
at Western Ky.	0-0-0	dnp	dnp	7-26-1	6-2-0	26-142-2
S. Illinois	3-17-0	5-22-0	dnp	12-53-2	2-(-2)-0	19-137-1
at W. Illinois	0-0-0	dnp	dnp	6-29-0	6-7-0	39-230-2
Y'stown St.						
Missouri St.						
at Indiana St.						
at N. Iowa						

Passing (Comp.-Att.-Int.-Yds.-TD)

Opp.	Brockway	Drone	Earl
at Kansas St.	dnp	24-38-1-253-3	dnp
C. Arkansas	dnp	16-38-0-228-1	dnp
E. Illinois	dnp	17-26-0-288-3	dnp
at Murray St.	dnp	10-20-2-159-2	dnp
at Western Ky.	dnp	12-17-0-204-1	dnp
S. Illinois	dnp	14-18-0-280-2	dnp
at W. Illinois	dnp	14-20-0-179-1	dnp
Y'stown St.			
Missouri St.			
at Indiana St.			
at N. Iowa			

Kicking Stats

Opp.	Kelsey			Mazur		
	FG	FG Seq.	PAT	FG	FG Seq.	PAT
at Kansas St.	0-0		0-0	1-1	(35)	2-2
C. Arkansas	0-1	49	0-0	4-5	(23), (25), 37, (20), (35)	0-0
E. Illinois	0-0		0-0	1-1	(24)	5-5
at Murray St.	0-0		0-0	0-1	50	5-5
at Western Ky.	0-0		0-0	0-0		4-4
S. Illinois	0-0		0-0	1-2	(19), 29	4-5
at W. Illinois	0-0		0-0	2-3	(37), (20), 29	3-3
Y'stown St.						
Missouri St.						
at Indiana St.						
at N. Iowa						

Punting


Opp.	Kelsey (No.-Avg.-Long)	50+	I-20	I-10	I-5
C. Arkansas	6-37.5-46	0	2	2	1
E. Illinois	3-37.0-39	0	1	0	0
at Murray St.	3-34.7-43	0	2	0	0
at Western Ky.	3-45.3-48	0	1	1	1
S. Illinois	2-48.0-60	1	0	0	0
at W. Illinois	3-37.7-42	0	2	0	0
Y'stown St.					
Missouri St.					
at Indiana St.					
at N. Iowa					

Receivers (Rec.-Yards.-TD)

	KSU	UCA	EIU	Murray	WKU	SIU	WIU	YSU	MSU	INS	UNI
Horton	3-21-0	4-31-0	3-77-1	0-0-0	1-5-0	4-120-1	3-34-0				
Jackson	3-88-1	9-113-0	6-132-2	3-31-0	2-47-0	5-113-1	3-44-0				
Mordis	4-31-0	1-18-0	0-0-0	0-0-0	2-14-0	1-0-0	1-15-1				
Passarelli, D.	0-0-0	0-0-0	4-23-0	0-0-0	2-41-0	0-0-0	1-12-0				
Robinson	9-77-2	inj	inj	6-121-2	2-48-0	1-23-0	inj				
Rourke	1-24-0	2-66-1	2-53-0	1-7-0	1-36-0	1-16-0	1-34-0				

Defense (UT-AT-TT-TFL-FR-I-PBU-S)

	KSU	UCA	EIU	Murray	WKU	SIU	WIU	YSU	MSU	INS	UNI
Blankenship	0-1-1-0-0-0-0	0-0-0-0-0-0-0	0-0-0-0-0-0-0	1-0-1-1-0-0-1	0-0-0-0-0-0-0	0-0-0-0-0-0-0	0-1-0-0-0-0-0				
Caesar	1-0-1-0-0-0-0	3-1-4-0-0-0-0	6-5-11-0-0-1-0	6-0-6-0-0-1-0	2-0-2-0-0-1-0	0-2-2-0-1-0-0	5-1-6-0-0-0-0				
Campbell	3-3-6-1-5-0-0-0	4-5-9-1-0-0-2	5-6-11-0-0-0-0	3-0-3-0-0-0-0	5-7-12-1-0-0-0	2-4-6-0-0-1-0	1-5-6-0-0-1-1				
Filin	0-0-0-0-0-0-0	3-0-3-2-0-0-1	3-3-6-2-0-0-1	2-0-2-2-0-0-1	2-1-2-1-0-0-1	2-1-3-0-0-0-0	0-1-0-0-0-0-0				
Hawkins	1-0-1-0-0-0-0	dnp	1-7-8-0-0-0-0	0-0-0-0-0-0-0	1-0-1-0-0-0-0	1-2-3-0-0-0-0	0-0-0-0-0-0-0				
Hronec	3-0-3-1-0-0-0	0-1-1-0-0-0-0	1-0-1-0-0-0-0	0-0-0-0-0-0-0	0-0-0-0-0-0-0	0-0-0-0-0-0-0	0-0-0-0-0-0-0				
Kittrell	2-3-5-0-0-1-0	4-1-5-0-0-0-0	1-2-3-0-0-0-0	3-0-3-0-0-1-1	2-3-5-0-0-2	2-2-4-0-0-0-0	0-3-3-0-0-0-0				
Martindale	1-1-2-0-0-0-0	2-2-4-2-5-0-0-1	1-2-3-0-0-0-0	0-0-0-0-0-0-0	2-2-4-0-0-0-0	4-2-6-1-0-0-0	0-1-1-0-0-0-0				
Nelson	0-0-0-0-2-1-0	1-1-2-0-0-1-1	1-1-2-0-0-1-1	0-0-0-0-0-0-0	2-7-9-0-0-0-0	2-5-7-1-0-0-0	0-3-3-0-0-1-3				
Simmick	0-1-1-0-0-0-0	0-0-0-0-0-0-0	1-0-1-1-0-0-0	0-0-0-0-0-0-0	0-0-0-0-0-0-0	1-2-3-0-0-0-0	0-1-1-0-0-0-0				
Siskowic, C.	8-7-15-1-0-0-1	2-6-8-2-5-0-0-0	7-15-22-0-0-0-0	5-0-5-0-0-1-0	5-5-10-0-0-0-0	6-6-12-0-0-1-0	2-9-11-1-0-0-1				
Stevenson	0-0-0-0-0-0-0	0-0-0-0-0-0-0	0-1-1-0-0-0-0	1-0-1-0-0-0-0	0-2-2-0-0-0-0	1-0-1-0-0-0-0	0-2-2-0-0-0-0				
Stewart	8-5-13-2-5-0-0-1	9-5-14-0-5-0-0-0	inj	7-2-9-0-5-0-0-0	2-10-12-1-0-0-0	7-10-17-1-0-0-1	4-8-12-2-0-0-1				
Tate, J.	0-0-0-0-0-0-0	3-0-3-0-0-0-0	1-2-3-0-0-1-0	2-0-2-1-0-0-0	0-0-0-0-0-0-0	0-0-0-0-0-0-0	1-0-1-0-0-0-0				
Tate, R.	2-0-2-0-0-0-2	2-2-4-1-5-0-0-1	0-1-1-0-0-0-0	4-0-4-1-1-0-0-1	2-0-2-1-0-0-1	0-0-0-0-0-0-0	2-1-3-1-0-0-1				
Temple	1-2-3-0-0-0-0	1-0-1-0-0-0-2	1-7-8-0-0-1-0	0-1-1-0-0-0-0	2-2-4-0-0-0-0	4-1-5-0-0-0-1	3-2-5-0-0-0-1				
Thomas	2-1-3-0-0-0-0	3-2-5-3-0-1-0-1	3-0-3-0-0-0-0	1-1-2-1-5-0-0-0	2-0-2-0-0-0-0	1-1-2-0-0-0-0	1-4-5-1-0-0-0				



REDBIRD CAPTAINS

Game	Redbird Captains
at Kansas St.	Campbell, Drone, Robinson, Temple
C. Arkansas	Kittrell, Martindale, R. Tate, Rembert
E. Illinois	Hawkins, Jackson, Martindale, Weber
at Murray St.	Campbell, Drone, Jackson, C. Siskowic
at Western Ky.	Campbell, Rembert, C. Siskowic, Temple
S. Illinois	Campbell, Drone, Jackson, Martindale
at W. Illinois	Campbell, Drone, Jackson, Temple
Y'stown St.	
Missouri St.	
at Indiana St.	
at N. Iowa	

GFC PLAYERS OF THE WEEK**OFFENSE**

Sept. 4 - Laurént Robinson (WR - 9 rec., 77 yds., 2 TDs)
 Sept. 24 - Pierre Rembert (RB - 184 yards, 2 TDs, 39 att.)

DEFENSE

Sept. 10 - Kye Stewart (LB - 14 tackles, 9 solo and .5 TFL)
 Sept. 17 - Cameron Siskowic (LB - 22 tackles, 1 FF, 1 QBH)
 Oct. 15 - Kye Stewart (LB - 17 tackles, 7 solo, 1 sack)

SPECIAL TEAMS

Sept. 10 - Kevin Mazur (K - 4 FGs from 23, 25, 20, 35)

OFFENSIVE LINE

Sept. 26 - Isaiah Wiggins (LT - 12 KDs, 0 Sacks, 87%)

NATIONAL PLAYERS OF THE WEEK**TSN DEFENSIVE PLAYER OF THE WEEK**

Sept. 18 - Cameron Siskowic (LB - 22 tackles, 1 FF, 1 QBH)

I-AA.org ALL-STAR


Sept. 18 - Cameron Siskowic (LB - 22 tackles, 1 FF, 1 QBH)
 Oct. 16 - Kye Stewart (LB - 17 tackles, 7 solo, 1 sack)

FOOTBALL GAZETTE PLAYER OF THE WEEK

Sept. 18 - Cameron Siskowic (LB - 22 tackles, 1 FF, 1 QBH)
 Oct. 19 - Kye Stewart (LB - 17 tackles, 7 solo, 1 sack)

2006 PLAYER PARTICIPATION

	KSU	UCA	EIU	Murray	WKU	SIU	WIU	YSU	MSU	INS	UNI
Abrams, Alan	dnp	x	dnp	x	x	x	x				
Blankenship, Adam	x	x	x	x	x	x	x				
Blow, Geno	dnp	x	x	x	dnp	x	dnp				
Bradbury, Brandon	dnp	x	inj	inj	inj	inj	inj				
Caesar, Jesse	S-CB	S-CB	S-CB	S-CB	S-CB	S-CB	S-CB				
Campbell, Niall	x	S-MLB	S-MLB	S-MLB	S-MLB	S-MLB	S-MLB				
Carroll, Brennan	dnp	x	x	x	dnp	dnp	dnp				
Cucci, Pat	S-SLB	x	x	x	x	x	x				
Downing, Janiah	S-RG	S-RG	S-RG	S-RG	S-RG	S-RG	S-RG				
Drone, Luke	S-QB	S-QB	S-QB	S-QB	S-QB	S-QB	S-QB				
Filin, Alex	x	x	x	x	x	S-DE	S-DE				
Harcar, Garin	x	x	x	x	x	x	x				
Hawkins, Marques	x	dnp	S-WLB	x	x	x	x				
Horton, Jason	x	S-WR	S-WR	x	x	x	x				
Hronec, Bill	S-MLB	x	x	x	x	x	x				
Hunter, Kaschiev	dnp	x	x	dnp	x	x	x				
Huntzinger, Jeff	dnp	dnp	x	dnp	dnp	dnp	dnp				
Jackson, Pierre	S-WR	S-WR	S-WR	S-WR	S-WR	S-WR	S-WR				
Joyce, Brandon	dnp	x	S-RT	S-RT	S-RT	S-RT	S-RT				
Joynt, Jeremy	x	x	S-TE	S-TE	x	x	x				
Keller, Clint	x	x	x	x	x	x	x				
Kelsey, Bobby	x	x	x	x	x	x	x				
Kittrell, Leon	S-CB	S-CB	S-CB	S-CB	S-CB	S-CB	S-CB				
Lagrone, Lamont	dnp	x	dnp	x	x	x	dnp				
Lyon, Jonathan	S-RT	S-RT	inj	inj	inj	inj	inj				
Madsen, Erik	S-C	S-C	S-C	S-C	dnp	dnp	dnp				
Martindale, Justin	S-DT	S-DT	S-DT	S-DT	S-DT	S-DE	S-DE				
Mazur, Kevin	x	x	x	x	x	x	x				
McCarty, Warren	dnp	x	dnp	x	x	x	dnp				
Meredith, Kedric	S-TE	S-TE	x	x	S-TE	S-TE	S-TE				
Mordis, Dave	S-HB	S-HB	S-HB	S-HB	S-HB	S-HB	S-HB				
Nelson, Tom	S-FS	S-FS	S-FS	S-FS	S-FS	S-FS	S-FS				
Niklasch, Joe	S-LG	S-LG	S-LG	S-LG	S-LG	S-LG	S-LG				
Passarelli, Dan	x	x	x	x	x	x	S-WR				
Rembert, Pierre	S-TB	S-TB	S-TB	S-TB	S-TB	S-TB	S-TB				
Rice, Rafael	x	x	x	x	x	x	x				
Roberts, Garry	x	x	x	x	x	x	x				
Robinson, Laurént	S-WR	inj	inj	S-WR	S-WR	S-WR	inj				
Rourke, Jake	x	x	x	x	x	x	x				
Sheering, J.W.	dnp	x	dnp	dnp	dnp	dnp	dnp				
Simnick, Dan	x	x	x	x	x	S-DT	S-DT				
Siskowic, Cameron	x	S-SLB	S-SLB	S-SLB	S-SLB	S-SLB	S-SLB				
Siskowic, Kyle	dnp	dnp	x	x	x	x	x				
Soyebo, Babatunde	dnp	dnp	x	dnp	dnp	dnp	dnp				
Speer, Tom	x	x	x	x	x	dnp	x				
Speiser, Bill	x	x	x	x	dnp	x	dnp				
Stevenson, James	S-DE	S-DE	S-DE	S-DE	S-DE	x	x				
Stewart, Kye	S-WLB	S-WLB	inj	S-WLB	S-WLB	S-WLB	S-WLB				
St-Pierre, Jonathan	dnp	x	x	x	S-C	S-C	S-C				
Tate, Jason	x	x	x	x	x	x	x				
Tate, Ronnie	S-DE	S-DE	S-DE	S-DE	S-DE	x	x				
Temple, James	S-SS	S-SS	S-SS	S-SS	S-SS	S-SS	S-SS				
Thomas, Jarek	S-DT	S-DT	S-DT	S-DT	S-DT	S-DT	S-DT				
Weber, Jake	x	x	x	x	x	x	x				
Whitaker, Mark	x	x	x	x	x	x	x				
Wiggins, Isaiah	S-LT	S-LT	S-LT	S-LT	S-LT	S-LT	S-LT				
Wilson, Brandon	dnp	x	x	x	x	x	x				



THE SPORTS NETWORK POLL

Team (first place votes)	Pts.	Prv. Rank
1. Appalachian State (82)	2,570	1
2. Montana (4)	2,437	2
3. Illinois State (12)	2,388	3
4. Massachusetts (3)	2,244	6
5. James Madison	2,150	8
6. North Dakota State (3)	1,945	9
7. Northern Iowa*	1,865	14
8. Furman	1,845	12
9. Cal Poly	1,690	4
10. Youngstown State*	1,640	5
11. New Hampshire	1,376	7
12. Tennessee-Martin	1,311	16
13. Richmond	1,142	10
14. Eastern Illinois	1,109	17
15. Maine	1,068	19
16. UC Davis	915	18
17. Hampton	896	11
18. Princeton	851	22
19. Southern Illinois*	788	13
20. San Diego	725	21
21. Portland State	650	23
22. Coastal Carolina	393	24
23. Harvard	384	15
24. Montana State	239	NR
25. Delaware	177	NR

*Gateway Football Conference member
 Illinois State opponent

THE CSN COACHES POLL

Team (first place votes)	Pts.	Prv. Rank
1. Appalachian State (27)	761	1
2. Illinois State (2)	713	3
3. Montana (1)	712	2
4. Massachusetts (1)	661	6
5. James Madison	640	9
6. North Dakota State	579	8
7. Northern Iowa*	569	13
8. Furman	548	12
9. Cal Poly	496	4
10. Youngstown State* (1)	468	5
11. New Hampshire (22)	434	7
12. Tennessee-Martin	367	17
13. Richmond	343	10
14. Eastern Illinois	323	16
15. Princeton	303	21
16. Maine	288	19
17. UC Davis	280	18
18. Hampton	244	11
19. Portland State	210	23
20. Southern Illinois*	207	14
21. San Diego	195	20
22. Harvard	158	15
23. Coastal Carolina	114	24
24. Montana State	91	25
25. Delaware	59	NR

*Gateway Football Conference member
 Illinois State opponent

REDBIRDS IN THE POLLS

	TSN	CSN
Week 1	9	No Poll
Week 2	7	9
Week 3	7	6
Week 4	6	6
Week 5	6	5
Week 6	6	5
Week 7	5	5
Week 8	3	3
Week 9	3	2

ILLINOIS STATE' SCORING DRIVES/PLAYS

Qtr.	Opponent	Time	Scoring Play	Conversion	Plays-Yds.	TOP	Score
1	Kansas State	9:42	Mazur 35-yard field goal		11-53	4:41	3-0
3	Kansas State	12:25	Robinson 4-yard pass from Drone	Mazur kick	7-86	2:35	10-10
4	Kansas State	12:35	Robinson 2-yard pass from Drone	Mazur kick	13-80	7:00	17-13
4	Kansas State	3:02	Jackson 3-yard pass from Drone	Rush Failed	11-47	5:23	23-24
2	C. Arkansas	14:12	Mazur 23-yard field goal		13-83	2:26	3-0
2	C. Arkansas	10:04	Mazur 25-yard field goal		7-34	2:11	6-0
3	C. Arkansas	12:18	Rourke 61-yard pass from Drone	Pass Failed	6-95	2:33	12-0
4	C. Arkansas	12:36	Mazur 20-yard field goal		9-71	3:40	15-3
4	C. Arkansas	3:03	Mazur 35-yard field goal		4-5	1:07	18-3
2	Eastern Illinois	12:48	Rembert 1-yard run	Mazur kick	8-80	2:47	7-10
2	Eastern Illinois	4:59	Jackson 55-yard pass from Drone	Mazur kick	3-73	1:08	14-16
2	Eastern Illinois	1:58	Horton 41-yard pass from Drone	Rush Failed	3-43	1:28	20-16
2	Eastern Illinois	:17	Mazur 24-yard field goal		4-1	:54	23-16
3	Eastern Illinois	3:50	Rembert 4-yard run	Mazur kick	7-36	1:58	30-23
4	Eastern Illinois	12:49	Jackson 4-yard pass from Drone	Mazur kick	7-61	3:06	37-23
4	Eastern Illinois	:35	R. Rice 24-yard run	Mazur kick	10-80	4:01	44-30
1	Murray State	3:41	Drone 1-yard run	Mazur kick	7-50	2:40	7-0
2	Murray State	12:56	Rembert 4-yard run	Mazur kick	7-75	2:52	14-0
3	Murray State	12:39	Rembert 9-yard run	Mazur kick	1-9	:06	21-14
3	Murray State	8:12	Robinson 26-yard pass from Drone	Mazur kick	7-34	3:27	28-14
4	Murray State	9:57	Robinson 6-yard pass from Drone	Mazur kick	15-80	6:48	35-14
2	Western Ky.	14:01	R. Rice 2-yard run	Mazur kick	3-45	1:03	7-3
2	Western Ky.	:22	Harcar 1-yard pass from Drone	Mazur kick	9-80	2:05	14-13
3	Western Ky.	10:38	Rembert 13-yard run	Mazur kick	9-78	4:15	21-13
4	Western Ky.	10:40	Rembert 2-yard run	Mazur kick	13-80	7:32	28-27
1	Southern Illinois	1:04	Rembert 4-yard run	Mazur kick	7-68	3:15	7-3
2	Southern Illinois	1:55	R. Rice 17-yard run	Mazur kick	10-92	3:49	14-10
2	Southern Illinois	:17	Mazur 19-yard field goal		5-31	:44	17-10
3	Southern Illinois	12:22	Jackson 36-yard pass from Drone	Mazur kick	6-62	2:26	24-10
3	Southern Illinois	7:33	Horton 68-yard pass from Drone	Kick Failed	3-93	1:16	30-10
4	Southern Illinois	8:09	R. Rice 6-yard run	Mazur kick	8-60	4:19	37-10
1	Western Illinois	4:19	Mazur 37-yard field goal		9-46	3:18	3-7
2	Western Illinois	7:49	Rembert 1-yard run	Mazur kick	12-80	5:46	10-14
2	Western Illinois	1:30	Mordis 15-yard pass from Drone	Mazur kick	8-65	3:07	17-14
3	Western Illinois	10:03	Mazur 20-yard field goal		10-47	4:57	20-14
3	Western Illinois	4:23	Rembert 1-yard run	Mazur kick	8-76	3:06	27-14

OPPONENT SCORING DRIVES/PLAYS

Qtr.	Opponent	Time	Scoring Play	Conversion	Plays-Yds.	TOP	Score
2	Kansas State	4:54	Snodgrass 52-yard field goal		13-59	4:52	3-3
2	Kansas State	1:55	Figurs 81-yard punt return	Snodgrass kick			3-10
3	Kansas State	4:35	Snodgrass 41-yard field goal		7-10	3:28	10-13
4	Kansas State	8:36	Snodgrass 30-yard field goal		10-45	3:50	17-16
4	Kansas State	8:25	Garvin 9-yard fumble recovery	Norwood catch			17-24
3	Central Arkansas	1:25	Paul 31-yard field goal		8-73	3:49	12-3
1	Eastern Illinois	7:58	Webb 4-yard run	Yates kick	10-64	4:42	0-7
1	Eastern Illinois	:43	Yates 33-yard field goal		8-14	3:51	0-10
2	Eastern Illinois	6:19	Rucker 28-yard pass from Donato	Kick Failed	5-53	1:49	7-16
3	Eastern Illinois	10:50	Rucker 19-yard pass from Donato	Yates kick	8-46	3:55	23-23
4	Eastern Illinois	4:43	Voss 11-yard pass from Donato	Yates kick	9-39	3:36	30-37
2	Murray State	7:10	Woods 75-yard pass from Barnard	Crass kick	1-75	:30	7-14
2	Murray State	:22	Harper 7-yard pass from Barnard	Crass kick	8-60	1:30	14-14
1	Western Ky.	6:13	James 37-yard field goal		6-26	3:36	0-3
2	Western Ky.	11:56	Hamilton 24-yard pass from Haddix	James kick	4-80	1:56	7-10
2	Western Ky.	2:38	James 29-yard field goal		14-60	7:54	7-13
3	Western Ky.	8:10	Moore 1-yard run	James kick	5-42	2:14	21-20
3	Western Ky.	3:11	Hamilton 45-yard pass from Haddix	James kick	6-80	2:36	21-27
1	Southern Illinois	7:54	Coffin 38-yard field goal		14-61	7:06	0-3
2	Southern Illinois	11:47	Jones 8-yard pass from Hill	Coffin kick	9-82	4:08	7-10
1	Western Illinois	11:34	Thomas 18-yard run	Rowan kick	6-64	3:26	0-7
2	Western Illinois	13:35	Payne 1-yard run	Rowan kick	13-72	5:44	3-14

NATIONAL RANKINGS

Team Statistics	Rank	Avg.
Rushing Offense	33	174.29
Passing Offense	20	227.29
Total Offense	10	401.57
Scoring Offense	15	30.29
Rushing Defense	20	108.86
Pass Efficiency Defense	48	120.18
Total Defense	48	317.57
Scoring Defense	24	17.43
Net Punting	90	29.67
Punt Returns	65	8.60
Kickoff Returns	58	19.45
Turnover Margin	6	1.14
Pass Defense	88	208.71
Passing Efficiency	9	156.85
Sacks	t45	1.86
Tackles for Loss	57	5.43
Sacks Allowed	27	1.14

Individual Statistics in the Top 20

Pierre Rembert - Rushing	3	148.86
Luke Drone - Passing Efficiency	11	156.80
Luke Drone - Total Offense	16	227.29
Tom Nelson - Interceptions	t9	.57
Kevin Mazur - Field Goals	t10	1.29
Pierre Rembert - All Purpose	4	164.29
Kye Stewart - Total Tackles	1	12.83
Cameron Siskowic - Total Tackles	4	11.86

TOP FIVE UNDER JOHNSON

Here is a top five list of ISU players that have passed for 300 yards or rushed or caught 100 yards in Denver Johnson's tenure:

100-Yard Rushing Games (47)

272. Pierre Rembert at Missouri State (11/5/05)
239. Sha-Ron Edwards at Missouri State (11/8/03)
233. Sha-Ron Edwards vs. Western Ky. (10/18/03)
230. Pierre Rembert at Western Illinois (10/21/06)
222. Brian Thompson vs. Y'stown State (10/23/04)

300-Yard Passing Games (11)

440. Luke Drone vs. Indiana State (11/12/05)
385. Mike Souza at Illinois (9/6/03)
372. Yance Vaughan at Minnesota (9/11/04)
350. Kevin Glenn vs. Missouri State (11/18/00)
348. Yance Vaughan at Indiana State (10/2/04)

100-Yard Receiving Games (24)

292. Laurént Robinson vs. Indiana State (11/12/05)
243. Laurént Robinson vs. Northern Iowa (10/22/05)
243. Dwayne Smith at Illinois (9/6/03)
183. Vito Golson vs. Northern Iowa (10/27/01)
180. Laurént Robinson at Southern Illinois (10/15/05)

ISU LONG PLAYS

Plays of 20 or more yards from scrimmage ...

	ISU	Opp.
at Kansas St.	3	2
C. Arkansas	3	5
E. Illinois	5	1
at Murray St.	2	3
at Western Ky.	6	7
S. Illinois	5	1
at W. Illinois	3	5
Y'stown St.		
Missouri St.		
at Indiana St.		
at N. Iowa		



THE REDBIRDS' RECORD WHEN

	2006	DJ Era*
Playing at home	3-0	25-13
Playing on the road	3-1	13-23
Playing on a neutral field	0-0	0-0
Playing at night	4-1	15-10
Playing during the day	2-0	23-26
ISU scores on first possession	0-1	16-5
Opponent scores on first possession	3-0	12-17
ISU scores first	2-1	20-8
Opponent scores first	4-0	17-27
ISU leads after the 1st quarter	2-1	18-8
Opponent leads after 1st quarter	3-0	10-23
ISU leads at halftime	5-0	25-8
Opponent leads at halftime	0-1	8-26
ISU leads after 3rd quarter	5-0	26-6
Opponent leads after 3rd quarter	1-1	9-29
Game goes into overtime	0-0	1-2
ISU has more total yards	5-1	30-15
Opponent has more total yards	1-0	7-22
ISU has more rushing yards	4-1	29-13
Opponent has more rushing yards	2-0	8-24
ISU has more passing yards	2-1	25-20
Opponent has more passing yards	4-0	12-16
ISU has more turnovers	2-0	12-23
Opponent has more turnovers	4-0	20-8
Teams have equal turnovers	0-0	5-5
ISU has more penalties	3-0	19-17
Opponent has more penalties	3-1	15-18
ISU has more time of possession	3-1	21-15
Opponent has more time of possession	3-0	15-22
ISU has 100-yard rusher	6-1	31-15
Opponent has 100-yard rusher	3-0	15-21
ISU scores at least 20 points	5-1	33-17
Opponent scores at least 20 points	2-1	14-33
ISU throws for 300 yards	0-0	8-5
Opponent throws for 300 yards	0-0	1-10
Playing on natural grass	1-0	3-7
Playing on artificial surface	5-1	33-31
ISU defense scores	0-0	7-5
Opponent defense scores	0-0	2-11
ISU returns KO/Punt for TD	0-0	1-0
Opponent returns KO/Punt for TD	0-1	2-3

*Denotes the Denver Johnson era (2000-present)

THE LAST TIME IT HAPPENED

ILLINOIS STATE INDIVIDUAL

Rushed for 100 yards	230, Pierre Rembert at Western Illinois, 10-21-06
Rushed for 200 yards	230, Pierre Rembert at Western Illinois, 10-21-06
Passed for 200 yards	280, Luke Drone vs. Southern Illinois, 10-14-06
Passed for 300 yards	440, Luke Drone vs. Indiana State, 11-12-05
Passed for 400 yards	440, Luke Drone vs. Indiana State, 11-12-05
Had 10 receptions	14, Laurént Robinson vs. Indiana State, 11-12-05
Had 100 yards receiving	Jason Horton (120) and Pierre Jackson (113) vs. SIU, 10-14-06
Returned a punt for a TD	Joe Walkins (52 yards) vs. Y'stown St., 10-23-04
Returned a kickoff for a TD	LaShawn Bullock (97 yards) vs. Y'stown St., 10-23-04
Returned an interception for a TD	Kye Stewart (21 yards) vs. Western Kentucky, 10-8-05
Returned a fumble for a TD	James Temple (56 yards) vs. Western Kentucky, 10-8-05
Returned a blocked FG for a TD	Armando Andrade (85 yards) vs. W. Va. Tech, 8-31-00
Returned a blocked punt for a TD	Justin Frierson (28 yards) vs. Prairie View A&M, 10-21-00
Rushed for three touchdowns	3, Cortes Rice vs. Indiana State, 11-12-05
Threw three touchdown passes	3, Luke Drone vs. Eastern Illinois, 9-16-06
Caught three touchdown passes	3, Laurént Robinson vs. Indiana State, 11-12-05
Kicked three field goals	4, Kevin Mazur vs. Central Arkansas, 9-9-06
Had a 70-yard run from scrimmage	70, Demetrus Johnson vs. Saint Xavier, 9-2-04
Had a 70-yard pass completion	88, Luke Drone to Pierre Jackson at Kansas St., 9-2-06
Had 20 tackles	22, Cameron Siskowic vs. Eastern Illinois, 9-16-06
Had 50-yard field goal	50, Stephen Carroll at S. Illinois, 10-14-03
Had a 70-yard punt	70, Ryan Hoffman vs. Y'stown St., 10-23-04

ILLINOIS STATE TEAM

400 yards rushing	405 vs. Youngstown State, 11-14-98
300 yards rushing	341 at Missouri State, 11-5-05
400 yards passing	440 vs. Indiana State, 11-12-05
300 yards passing	440 vs. Indiana State, 11-12-05
500 yards total offense	708 vs. Indiana State, 11-12-05
30 first downs	35 vs. Indiana State, 11-12-05
50 points	70 vs. Indiana State, 11-12-05
Scored a safety	at Youngstown State (sacked punter), 10-25-03
Posted a shutout	Illinois State 42, Murray State 0, 9-24-05
Held an opponent under 100 yards rushing	77 at Western Illinois, 10-21-06
Held an opponent under 100 yards passing	99 vs. Indiana State, 11-12-05
Held an opponent under 200 total yards	135 vs. Murray State, 9-24-05
Held an opponent under 100 total yards	87 vs. Lincoln, 9-1-84
Blocked a punt	at Northern Iowa, 11-13-04
Blocked a field goal	vs. Drake, 9-10-05
Blocked an extra point attempt	vs. Drake, 9-10-05

OPPONENT INDIVIDUAL

Rushed for 100 yards	140, Arkee Whitlock, Southern Illinois, 10-14-06
Rushed for 200 yards	207, Julian Reese, Indiana State, 11-10-01
Passed for 200 yards	299, Steve Lafalce, Western Illinois, 10-21-06
Passed for 300 yards	314, Bret Meyer, Iowa State, 9-3-05
Passed for 400 yards	460, A.J. Porter, Missouri State, 11-8-03
Had 10 receptions	10, Jeff Hewitt, Missouri State, 11-18-00
Had 100 yards receiving	153, Carl Sims, Western Illinois, 10-21-06
Returned a punt for a TD	81, Yamon Figurs, Kansas State, 9-2-06
Returned a kickoff for a TD	Steven Rush (100 yards), Missouri State, 10-9-04
Returned an interception for a TD	Fred Miller (32 yards), Eastern Illinois, 9-20-03
Returned a fumble for a TD	9, Byron Garwin at Kansas State, 9-2-05
Returned a blocked FG for a TD	Travis Williams (66 yards), Illinois, 9-6-03
Returned a blocked punt for a TD	Jason Newell (5 yards), Southern Illinois, 10-6-01
Rushed for three touchdowns	3, Andre Forte, Indiana State, 11-12-05
Threw three touchdown passes	3, Mike Donato, Eastern Illinois, 9-16-06
Caught three touchdown passes	4, Steven Rush, Missouri State, 11-8-03
Kicked three field goals	3, Chris James, Western Kentucky, 10-8-05
Had a 70-yard run from scrimmage	80, Laurence Maroney, Minnesota, 9-11-04
Had a 70-yard pass completion	75, Zach Barnard to Dante Woods, Murray State 9-23-06
Had 20 tackles	21, Ian Dominelli, Youngstown State, 10-30-99
Had 50-yard field goal	52, Jeff Snodgrass at Kansas State, 9-2-06
Had a 70-yard punt	74, Jim Hannula, Northern Illinois, 9-30-78

OPPONENT TEAM

400 yards rushing	474, Western Kentucky, 11-3-01
300 yards rushing	303, Minnesota, 9-11-04
400 yards passing	460, Missouri State, 11-8-03
300 yards passing	314, Iowa State, 9-3-05
500 yards total offense	504, Western Illinois, 10-29-05
30 first downs	32, UNLV, 9-27-97
50 points	58, Western Kentucky, 11-3-01
Scored a safety	Iowa State, 9-3-05
Posted a shutout	Florida Atlantic, 11-20-04
Held ISU under 100 yards rushing	93, Kansas State, 9-2-06
Held ISU under 100 yards passing	53, Drake, 8-28-03
Held ISU under 200 total yards	198, Youngstown State, 11-9-02
Held ISU under 100 total yards	94, Central State, 9-9-89
Blocked a punt	Drake, 9-10-05
Blocked a field goal	Southern Illinois, 10-14-06
Blocked an extra point attempt	South Florida, 10-16-99

Kansas St. 24, #9 Illinois State 23

September 2, 2006 • Manhattan, Kan. • Snyder Family Stadium
Attendance: 47,250

▶ GAME SUMMARY

ISU Gives K-State a Scare, But Falls 24-23

MANHATTAN, Kan. – Heading into Saturday's football season opener against Kansas State, the Illinois State Redbirds were determined to give their Division I counterparts a tough game. That is certainly what the Wildcats received from the Redbirds, as a failed two-point conversion with 3:02 left in the fourth quarter left the 'Birds a point short and ISU was defeated 24-23 in front of 47,250 fans at the newly dedicated Bill Snyder Family Stadium.



GAME 1

On the first play from scrimmage, ISU safety Tom Nelson intercepted a long pass from KSU quarterback Dylan Meier and put the Redbirds on offense. The 'Birds took full advantage of the early turnover as Kevin Mazur capped off a 11-play, 53 yard scoring drive with a 35-yard field goal to give the Redbirds a 3-0 lead with 9:42 left in the first quarter.

KSU kicker Jeff Snodgrass connected on a 52-yard field goal to tie the score at 3-3 with 4:54 left in the half. The Wildcats then continued to impress on special teams, as Yamon Figs returned a Bobby Kelsey punt 81 yards for a touchdown to give KSU a 10-3 lead with just under two minutes remaining in the half.

After receiving the kickoff to start the second half, Luke Drone connected with Pierre Jackson on a 70-yard strike down the sideline to put the 'Birds on the Kansas State six-yard line. Two plays later, Drone found Laurent Robinson in the end zone for a four-yard touchdown pass to tie the score at 10-10.

KSU would answer with 4:35 left in the quarter to re-take the lead 13-10, as Snodgrass connected on his second field goal of the game, this time from 41 yards out. The score would stay that way until the fourth quarter when Drone and Robinson hooked up on their second touchdown pass to put the Redbirds up 17-13. KSU then cut the ISU lead to one 17-16 on Snodgrass' third field goal of the game with 8:36 left to go.

On the ensuing kickoff, however, ISU's Jason Horton fumbled on the return and KSU's Byron Garvin returned the fumble nine yards to put the Wildcats up 24-17. The Redbirds would not go away, though, as Drone then led his team to an 11-play, 47-yard scoring drive that culminated in a three-yard touchdown pass to Jackson to cut the lead to 24-23. Head coach Denver Johnson then made the call to go for the two-point conversion, but Drone was unable to break the plane on the quarterback draw.

▶ SCORING SUMMARY

SCOREBOARD	1	2	3	4	FINAL
ILLINOIS STATE (0-1)	3	0	7	13	23
Kansas State (1-0)	0	10	3	11	24

FIRST QUARTER

ISU – Mazur 35-yard field goal, 9:24

SECOND QUARTER

KSU – Snodgrass 52-yard field goal, 4:54

KSU – Figs 81-yard punt return (Snodgrass kick), 1:55

THIRD QUARTER

ISU – Robinson 4-yard pass from Drone (Mazur kick), 12:25

KSU – Snodgrass 41-yard field goal, 4:35

FOURTH QUARTER

ISU – Robinson 2-yard pass from Drone (Mazur kick), 12:35

KSU – Snodgrass 30-yard field goal, 8:36

KSU – Garvin 9-yard fumble recovery (Norwood pass from Meier), 8:45

ISU – Jackson 3-yard pass from Drone (rush failed), 3:02

▶ TEAM STATISTICS

	ISU	KSU
First Downs	20	13
Rushing Attempts-Yards	34-93	28-44
Passing	24-38-1	15-26-2
Passing Yards	253	163
Total Offense	346	207
Fumbles-Lost	1-1	1-0
Penalties-Yards	1-7	5-49
Time of Possession	34:11	25:49

▶ INDIVIDUAL STATISTICS

RUSHING: (ISU) – Rembert 29-105, Robinson 1-5, Drone 4-(-17). (KSU) – Alsup 14-26, Patton 7-22, Johnson 4-10, Team 1-(-4), Meier 2-(-10).

PASSING: (ISU) – Drone 24-38-1-253. (KSU) – Meier 15-26-2-163.

RECEIVING: (ISU) – Robinson 9-77, Mordis 4-31, Rembert 4-12, Jackson 3-88, Horton 3-21, Rourke 1-24. (KSU) – Norwood 5-53, Nelson 4-62, Figs 2-16, Mastrud 1-13, Patton 1-7, Alsup 1-7, Moreira 1-5.

TACKLE LEADERS: (ISU) – Siskowic 8-7-15, Stewart 8-5-13, Campbell 3-3-6, Kittrell 2-3-5, Hronec 3-0-3. (KSU) – Archer 5-8-13, Diles 6-4-10, McKinney 8-1-9, Campbell 8-0-8, Erker 2-5-7.

#7 Illinois State 18, C. Arkansas 3

September 9, 2006 • Normal, Ill. • Hancock Stadium
Attendance: 10,262

▶ GAME SUMMARY

'Birds Defense Holds UCA Without a TD in 18-3 Win

NORMAL, Ill. – On a rainy night in the home opener at Hancock Stadium, the Redbird defense shined bright as they did not allow a Central Arkansas touchdown and picked off two passes in a 18-3 victory over Bears in front of 10,262.



GAME 2

The Bears found it extremely hard to run or pass against the 'Birds as junior linebacker Kye Stewart set a career high 14 tackles to lead the team, junior defensive tackle Jarek Thomas recorded three tackles-for-loss and junior free safety Tom Nelson picked off his third pass of the season.

While the defense was close to perfect, holding the Bears to just three points and 63 yards rushing, the offense received strong performances from its receiving core that played without injured All-American wide receiver Laurent Robinson. In Robinson's absence, junior Pierre Jackson shouldered the load, hauling in career highs with 9 receptions for 113 yards and sophomore Jake Rourke hauled in his first career touchdown catch from junior quarterback Luke Drone, who went 16-38 on the night for 228 yards.

The Redbirds got on the board first with a pair of field goals in the first five minutes of the second quarter off the leg of sophomore kicker Kevin Mazur. The Mt. Prospect, Ill., native put the 'Birds up 3-0, following a 23-yard field goal, capping off a 13-play, 83-yard drive at the 14:12 mark. After a quick three-and-out by Central Arkansas, ISU marched 44 yards down the field in seven plays before Mazur booted a 25-yard field goal with 10:04 remaining in the first half to put the Redbirds up 6-0.

The 'Birds quickly scored their lone touchdown just over two minutes into the second half on a 61-yard touchdown strike from Drone to Rourke.

The Bears threatened to get the 12-0 deficit within a touchdown later in the third quarter, but had to settle for a 31-yard field goal by James Paul with 1:25 left.

The Redbirds answered the Bears with a 9-play, 71-yard drive of their own taking 3:40 off the clock. The drive resulted in Mazur's third field goal of the day, this time from 20 yards out, pushing ISU's lead back up to 15-3.

Mazur finished the scoring for the 'Birds, putting them up 18-3 with his fourth field goal at 3:03 left in the fourth quarter. Mazur's fourth field goal of the night set a new career high for a game and tied a Hancock Stadium record.

▶ SCORING SUMMARY

SCOREBOARD	1	2	3	4	FINAL
Central Arkansas (1-1)	0	0	3	0	3
ILLINOIS STATE (1-1)	0	6	6	6	18

SECOND QUARTER

ISU – Mazur 23-yard field goal, 14:12

ISU – Mazur 25-yard field goal, 10:04

THIRD QUARTER

ISU – Rourke 61-yard pass from Drone (Drone pass failed), 12:18

UCA – Paul 31-yard field goal, 1:25

FOURTH QUARTER

ISU – Mazur 20-yard field goal, 12:36

ISU – Mazur 35-yard field goal, 3:03

▶ TEAM STATISTICS

	UCA	ISU
First Downs	9	17
Rushing Attempts-Yards	29-63	37-168
Passing	18-34-2	16-38-0
Passing Yards	256	228
Total Offense	319	396
Fumbles-Lost	0-0	0-0
Penalties-Yards	6-48	7-66
Time of Possession	31:43	28:17

▶ INDIVIDUAL STATISTICS

RUSHING: (UCA) – Brown 15-36, Ceasar 4-24, Park 7-5, Grimes 3-(-2). (ISU) – Rembert 27-139, R. Rice 7-30, Drone 2-1, Team 1-(-2).

PASSING: (UCA) – Park 18-34-2-256. (ISU) – Drone 16-38-0-228.

RECEIVING: (UCA) – Fairouz 8-146, Robinson 3-62, Twilley 2-10, Logan 1-28, Winston 1-9, Brown 1-3, Kenemer 1-1, Kinard 1-(-3). (ISU) – Jackson 9-113, Horton 4-31, Rourke 2-66, Mordis 1-18.

TACKLE LEADERS: (UCA) – Maxfield 5-6-11, Johnson 7-3-10, Jackson 7-1-8, Hamilton 6-17, Brown 5-1-6. (ISU) – Stewart 9-5-14, Campbell 4-5-9, Siskowic 2-6-8, Kittrell 4-1-5, Thomas 3-2-5.

#7 Illinois St. 44, #18 E. Illinois 30

September 16, 2006 • Normal, Ill. • Hancock Stadium
Attendance: 12,512

▶ GAME SUMMARY

Redbirds Win Fourth Straight Over Eastern Illinois

NORMAL, Ill. – The football game between No. 7 Illinois State and No. 18 Eastern Illinois was the 94th meeting between the two schools and also marked the first time in which both schools had been ranked going into the game. For the fourth year in a row, the Redbirds came away with a win as the 'Birds came from behind to defeat the Panthers, 44-30, in front of 12,512 fans at Hancock Stadium.



GAME 3

Eastern Illinois jumped out to an early lead, driving 64 yards on 10 plays to score the first points of the day. Running back Vincent Webb capped off the drive with a four-yard touchdown run to give the Panthers a 6-0 advantage and a Zach Yates extra point extended the lead to 7-0 with 7:58 left in first quarter. Yates added a 33-yard field goal with 43 seconds left in the first quarter to extend EIU's lead to 10-0.

The two teams exchanged touchdowns to make the score 16-7, after Yates missed point after attempt. However, 16 unanswered second quarter points gave the Redbirds a 23-16 lead at the intermission.

In their first drive of the second half, the Panthers tied the game at 23-23, but on the Redbirds' third interception of the day, this time by Jesse Caesar, ISU regained the lead on Rembert's second touchdown run. Mazur's PAT conversion then widened the lead to seven points at 30-23 with 3:50 left in the third quarter.

The seven-point lead would hold until the fourth quarter when Drone connected with Jackson on their second touchdown pass of the game, this time a four-yard completion, to widen the ISU lead to 37-23.

▶ SCORING SUMMARY

SCOREBOARD	1	2	3	4	FINAL
Eastern Illinois (1-2)	10	6	7	7	30
ILLINOIS STATE (2-1)	0	23	7	14	44

FIRST QUARTER

EIU – Webb 4-yard run (Yates kick), 7:58

EIU – Yates 33-yard field goal, :43

SECOND QUARTER

ISU – Rembert 1-yard run (Mazur kick), 12:48

EIU – Rucker 28-yard pass from Donato (kick failed), 6:19

ISU – Jackson 55-yard pass from Drone (Mazur kick), 4:59

ISU – Horton 41-yard pass from Drone (rush failed), 1:58

ISU – Mazur 24-yard field goal, :17

THIRD QUARTER

EIU – Rucker 19-yard pass from Donato (Yates kick), 10:50

ISU – Rembert 4-yard run (Mazur kick), 3:50

FOURTH QUARTER

ISU – Jackson 4-yard pass from Drone (Mazur kick), 12:49

EIU – Voss 11-yard pass from Donato (Yates kick), 4:43

ISU – Rice 24-yard run (Mazur kick), :35

▶ TEAM STATISTICS

	EIU	ISU
First Downs	20	21
Rushing Attempts-Yards	45-185	38-144
Passing	13-28-3	17-26-0
Passing Yards	141	288
Total Offense	326	432
Fumbles-Lost	1-0	2-1
Penalties-Yards	7-65	5-29
Time of Possession	32:46	27:14

▶ INDIVIDUAL STATISTICS

RUSHING: (EIU) – Webb 24-107, Smith 15-65, Donato 4-20, Rucker 1-0, Stinson 1-(-7). (ISU) – Rembert 24-105, R. Rice 5-45, Drone 4-20, Blow 3-3, Team 2-(-29).

PASSING: (EIU) – Donato 13-28-3-141. (ISU) – Drone 17-26-0-288.

RECEIVING: (EIU) – Mogley 4-36, Rucker 3-56, Voss 2-23, Webb 2-6, Smith 1-13, Kesler 1-7. (ISU) – Jackson 6-132, D. Passarelli 4-23, Horton 3-77, Rourke 2-53, Harcar 1-4, Rembert 1-(-1).

TACKLE LEADERS: (EIU) – Thomas 4-6-10, Burge 2-8-10, Brown 3-3-6, Seymour 5-0-5, Sams 5-0-5. (ISU) – C. Siskowic 7-15-22, Caesar 6-5-11, Campbell 5-6-11, Hawkins 1-7-8, Temple 1-7-8.

#6 Illinois State 35, Murray St. 14

September 23, 2006 • Murray, Ky. • Roy Stewart Stadium
Attendance: 4,075

► GAME SUMMARY

Rembert, Redbirds Outrun Racers

MURRAY, Ky. – Illinois State senior running back Pierre Rembert totaled 184 yards and two touchdowns on a career-high 39 carries to pace the Redbirds to a 35-14 non-conference victory over Murray State Saturday night.

With the game tied at the half 14-14, the Redbird defense made an immediate impact to begin the third quarter, as Ronnie Tate forced a Barnes fumble and then recovered the ball on the Murray State 9-yard line. On the very next play, Rembert dashed nine yards for his second touchdown run of the day to put the Redbirds up 20-14 and Mazur tacked on the extra point to make the score 21-14 with 12:39 left to play in the third quarter.

On the next Racer possession, Leon Kittrell intercepted the first pass of his career to give ISU the ball back. The 'Birds would take advantage of the turnover once again, as Drone connected with Robinson for a 26-yard touchdown pass and Mazur's fourth PAT conversion gave ISU a 14-point advantage at 28-14. The touchdown reception was the 25th of Laurent Robinson's career, extending his school record in that category.

In the fourth quarter, Drone and Robinson connected on their second touchdown reception of the game and the ISU lead jumped out to three touchdowns. Mazur's PAT conversion widened the lead to 35-14 with 9:57 left in the game. The score would stay the way for the remainder, and the Redbirds came away with a 35-14 victory over the Racers. The win marked the sixth straight ISU victory over an OVC opponent.



GAME 4

► SCORING SUMMARY

SCOREBOARD	1	2	3	4	FINAL
ILLINOIS STATE (3-1)	7	7	14	7	35
Murray State (1-3)	0	14	0	0	14

FIRST QUARTER

ISU – Drone 1-yard run (Mazur kick), 3:41

SECOND QUARTER

ISU – Rembert 4-yard run (Mazur kick), 12:56

MSU – Woods 75-yard pass from Barnard (Crass kick), 7:10

MSU – Harper 7-yard pass from Barnard (Crass kick), :22

THIRD QUARTER

ISU – Rembert 9-yard run (Mazur kick), 12:39

ISU – Robinson 26-yard pass from Drone (Mazur kick), 8:12

FOURTH QUARTER

ISU – Robinson 6-yard pass from Drone (Mazur kick), 9:57

► TEAM STATISTICS

	ISU	MSU
First Downs	21	10
Rushing Attempts-Yards	55-186	23-28
Passing	10-20-2	17-28-2
Passing Yards	159	223
Total Offense	345	251
Fumbles-Lost	1-0	2-1
Penalties-Yards	7-75	4-32
Time of Possession	37:45	22:15

► INDIVIDUAL STATISTICS

RUSHING: (ISU) – Rembert 39-184, R. Rice 8-15, Blow 1-0, Team 1(-2), Drone 6(-11). (MSU) – Cook 15-51, Woods 1-2, Jordan 2-0, Barnard 5(-25).

PASSING: (ISU) – Drone 10-20-2-159. (MSU) – Barnard 17-28-2-223.

RECEIVING: (ISU) – Robinson 6-121, Jackson 3-31, Rourke 1-7. (MSU) – Harper 7-78, Eiland 5-52, Cook 3-10, Woods 2-83.

TACKLE LEADERS: (ISU) – Stewart 7-2-9, Caesar 6-0-6, C. Siskowic 5-0-5, R. Tate 4-0-4, Kittrell 3-0-3. (MSU) – Webber 15-0-15, Williams 4-5-9, Spinks 8-0-8, Butler 6-2-8, Roach 6-0-6.

#6 Illinois State 28, Western Ky. 27

October 7, 2006 • Bowling Green, Ky. • L.T. Smith Stadium
Attendance: 7,661

► GAME SUMMARY

No. 6 Redbirds Open Gateway Play with 28-27 Win at WKU

BOWLING GREEN, Ky. – Heading into Saturday's Gateway Football Conference opener at Western Kentucky, the No. 6 ranked Illinois State Redbirds were looking break a streak of five consecutive losses to the Hilltoppers. After five lead changes between the two squads, the Redbirds (4-1, 1-0 GFC) did just that and defeated WKU (2-3, 0-1 GFC), 28-27, at J.T. Smith Stadium.

Once again the game was decided by a field goal, but this time it was WKU's Chris James bouncing a 19-yard field goal off the left upright with 4:03 left in the game and paving the way for a Redbird victory.

Leading 14-13, the Redbirds came out and put up a quick score in the second half, driving 78 yards on nine plays taking 4:15 off the clock. Pierre Rembert scored the go-ahead touchdown from 12 yards out, his fifth rushing touchdown of the season, to put ISU up 20-13 with 10:38 left in the third quarter. Mazur's extra point conversion would then gave the 'Birds an 8-point lead at 21-13.

On their next possession, the Hilltoppers answered with a touchdown of their own, courtesy of a one-yard touchdown run by Lerron Moore to cut the ISU lead to two and after the extra point conversion, the score was 21-20 in favor of ISU. WKU would later take the lead with 3:11 left in the third quarter on a 45-yard touchdown pass from Haddix to Hamilton. Following the extra point, the Hilltoppers lead was six points at 27-21.

In the fourth quarter, the Redbirds regained the lead on a 2-yard touchdown run by Rembert, his second of the game, and tied the score at 27-27. Mazur's extra point would then put ISU up by one at 28-27, the fifth lead change of the game, with 10:40 left in the game.

After James missed an 19-yard field goal off the left upright, the Redbirds got the ball back with 4:03 left in the game and the 'Birds ran out the clock to secure the 28-27 victory. Rembert finished the game with 142 yards on 26 carries and two touchdowns while Drone was 12-of-17 for 204 yards.



GAME 5

► SCORING SUMMARY

SCOREBOARD	1	2	3	4	FINAL
ILLINOIS STATE (4-1)	0	14	7	7	28
Western Kentucky (2-3)	3	10	14	0	27

FIRST QUARTER

WKU – James 37-yard field goal, 6:13

SECOND QUARTER

ISU – R. Rice 2-yard run (Mazur kick), 14:01

WKU – Hamilton 24-yard pass from Haddix (James kick), 11:56

WKU – James 29-yard field goal, 2:38

ISU – Harcar 1-yard pass from Drone (Mazur kick), :22

THIRD QUARTER

ISU – Rembert 13-yard run (Mazur kick), 10:38

WKU – Moore 1-yard run (James kick), 8:10

WKU – Hamilton 45-yard pass from Haddix (James kick), 3:11

FOURTH QUARTER

ISU – Rembert 2-yard run (Mazur kick), 10:40

► TEAM STATISTICS

	ISU	WKU
First Downs	19	21
Rushing Attempts-Yards	41-167	33-174
Passing	12-17-0	19-26-0
Passing Yards	204	291
Total Offense	371	465
Fumbles-Lost	0-0	0-0
Penalties-Yards	4-40	6-47
Time of Possession	27:10	32:50

► INDIVIDUAL STATISTICS

RUSHING: (ISU) – Rembert 26-142, R. Rice 7-26, Drone 2(-3). (WKU) – Moore 25-148, Haddix 5-18, Hamilton 1-5, Hayden 2-3.

PASSING: (ISU) – Drone 12-17-0-204. (WKU) – Haddix 19-26-0-291.

RECEIVING: (ISU) – Robinson 2-48, Jackson 2-47, D. Passarelli 2-41, Mordis 2-14, Rourke 1-36, Rembert 1-12, Horton 1-5, Harcar 1-1. (WKU) – Hamilton 9-173, Gaebler 5-84, Moore 3-34, Brunemann 1-0, Johnson 1-0.

TACKLE LEADERS: (ISU) – Campbell 5-7-12, Stewart 2-10-12, C. Siskowic 5-4-9, Nelson 2-7-9, Kittrell 2-3-5. (WKU) – Rumph 4-5-9, Hedges 6-2-8, Boyd 2-6-8, Etheridge 4-1-5, Caldwell 3-2-5.

#5 Illinois State, #7 S. Illinois

October 14, 2006 • Normal, Ill. • Hancock Stadium
Attendance: xxxx

► GAME SUMMARY

ISU Shuts Down SIU Offense, Notches Homecoming Win

NORMAL, Ill. – There was a lot of hype surrounding today's homecoming football game between the Illinois State Redbirds and the Southern Illinois Salukis. The No. 5 'Birds responded, not allowing an SIU score in the second half, downing the No. 7 team in the country, 37-10 in Gateway Football Conference action, Saturday afternoon at Hancock Stadium.

A crowd of 17,237 came out to watch the two, top-10 ranked teams battle, the sixth highest in Hancock Stadium history. The crowd was the most to see an Illinois State football game in over 30 years.

The 'Birds handed Southern Illinois its first loss of the year, as the Salukis move to 5-1 overall, 1-1 in Gateway play. Illinois State improves to 5-1 on the year, staying undefeated in GFC action at 2-0.

Southern Illinois capitalized on its first scoring drive of the game, as senior Craig Coffin capped off a 14-play, 61-yard scoring drive with a field goal from 38 yards to give the Salukis an early 3-0 lead just over seven minutes into the first quarter.

Answering for the 'Birds was Pierre Rembert who scampered, untouched, into the end zone at the 1:04 mark in the first half. The touchdown ended a 68-yard crusade for the 'Birds. Kevin Mazur added the extra point for ISU, giving the Redbirds a 7-3 advantage.

Just three minutes into the second quarter, a roughing the passer penalty was assigned to ISU, calling off an interception from Saluki quarterback Nick Hill to ISU defensive back James Temple. SIU gained 15 yards on the penalty, setting up an eight yard touchdown reception from Hill to tight end Braden Jones. The score at the 11:47 mark in the second quarter set the score in favor of the Salukis, 10-7.

SIU never cracked the scoring column again, as the Redbirds rattled off 30 unanswered points, including 10 in the second quarter to take a 17-10 halftime lead.

► SCORING SUMMARY

SCOREBOARD	1	2	3	4	FINAL
Southern Illinois (5-1)	3	7	0	0	10
ILLINOIS STATE (5-1)	7	10	13	7	37

FIRST QUARTER

SIU – Coffin 38-yard field goal, 7:54

ISU – Rembert 4-yard run (Mazur kick), 1:04

SECOND QUARTER

SIU – Jones 8-yard pass from Hill (Coffin kick), 11:47

ISU – R. Rice 17-yard run (Mazur kick), 1:55

ISU – Mazur 19-yard field goal, :17

THIRD QUARTER

ISU – Jackson 36-yard pass from Drone (Mazur kick), 12:22

ISU – Horton 68-yard pass from Drone (Mazur kick failed), 7:33

FOURTH QUARTER

ISU – R. Rice 6-yard run (Mazur kick), 8:09

► TEAM STATISTICS

	SIU	ISU
First Downs	18	27
Rushing Attempts-Yards	42-191	45-219
Passing	9-17-1	14-18-0
Passing Yards	88	280
Total Offense	279	499
Fumbles-Lost	2-1	0-0
Penalties-Yards	7-70	4-40
Time of Possession	29:59	30:01

► INDIVIDUAL STATISTICS

RUSHING: (SIU) – Whitlock 27-140, Hill 10-32, Allen 4-13, Turner 1-6. (ISU) – Rembert 19-137, R. Rice 12-53, Blow 5-22, Abrams 3-17, Drone 2(-2), Team 3(-3), Horton 1(-5).

PASSING: (SIU) – Hill 9-17-1-88. (ISU) – Drone 14-18-0-280.

RECEIVING: (SIU) – Jones 3-19, Turner 2-40, Beeler 2-19, Upthegrove 1-7, Wise 1-3. (ISU) – Jackson 5-113, Horton 4-120, Robinson 1-23, Rourke 1-16, Meredith 1-7, R. Rice 1-1, Mordis 1-0.

TACKLE LEADERS: (SIU) – Jordan 2-8-10, Johnson 4-5-9, Heaston 5-3-8, Moe 4-4-8, Bruner 3-2-5. (ISU) – Stewart 7-10-17, C. Siskowic 6-6-12, Nelson 2-5-7, Martindale 4-2-6, Campbell 2-4-6.

#3 Illinois State 27, W. Illinois 14

October 21, 2006 • Macomb, Ill. • Hanson Field

Attendance: 9,220

► GAME SUMMARY***Rembert's Rushing Leads 'Birds Past WIU, 27-14***

MACOMB, Ill. – Third-ranked Illinois State exorcised its personal demons against Western Illinois as senior Pierre Rembert led the Redbirds with 230 yards rushing, on 39 carries, and two touchdowns in a 27-14 victory over the Leathernecks at Hanson Field on Saturday. The victory for ISU snapped a five-game losing streak against WIU and extended the 'Birds season winning streak to six games, tying the longest streak in the Denver Johnson era accomplished back in 2000.



Rembert's running was once again the story for the 'Birds as he surpassed the 200-yard rushing mark for the first time this season. The Milwaukee, Wis., native rushed for over 100 yards for the seventh time this season, extending his own school-record. Rembert's 230 yards on the ground also put him over 1,000 on the season for the first time in his career.

ISU fell behind early 14-3, but the deficit was short lived as the Redbirds closed out the first half scoring 14 unanswered points. Rembert scored his eighth touchdown of the season from one yard out with 7:49 remaining and Luke Drone connected with tight end Dave Mordis on a 15-yard touchdown, the second of his career, with 1:30 left in the half to give ISU the 17-14 lead.

The start of the second half saw the 'Birds extend their lead to 20-14 with a 20-yard field goal. The field goal was set up by Rembert's 56-yard run on third-and-37 following a bad snap to Drone in the shot gun on second down.

Rembert continued his rushing onslaught scoring the final touchdown for the Redbirds with 4:23 left in the third quarter on his second 1-yard scamper.

► SCORING SUMMARY

SCOREBOARD	1	2	3	4	FINAL
ILLINOIS STATE (6-1)	3	14	10	0	27
Western Illinois (3-5)	7	7	0	0	14

FIRST QUARTER

WIU – Thomas 18-yard run (Rowan kick), 11:34

ISU – Mazur 37-yard field goal, 4:19

SECOND QUARTER

WIU – Payne 1-yard run (Rowan kick), 13:35

ISU – Rembert 1-yard run (Mazur kick), 7:49

ISU – Mordis 15-yard pass from Drone (Mazur kick), 1:30

THIRD QUARTER

ISU – Mazur 20-yard field goal, 10:03

ISU – Rembert 1-yard run (Mazur kick), 4:23

► TEAM STATISTICS

	ISU	WIU
First Downs	26	20
Rushing Attempts-Yards	53-243	22-77
Passing	14-20-0	23-40-2
Passing Yards	179	299
Total Offense	422	376
Fumbles-Lost	1-0	0-0
Penalties-Yards	4-42	2-20
Time of Possession	34:57	25:03

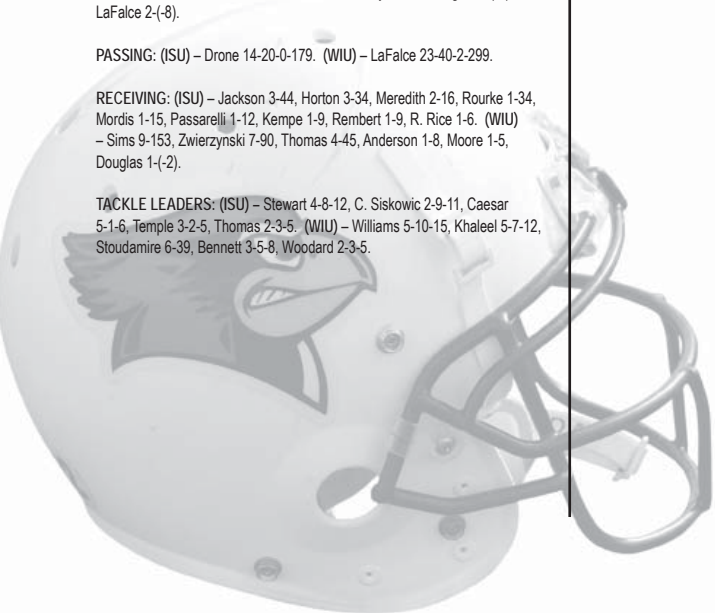
► INDIVIDUAL STATISTICS

RUSHING: (ISU) – Rembert 39-230, R. Rice 6-29, Drone 2-(-23). (WIU) – Donaldson 11-45, Thomas 1-18, Milton 3-15, Payne 1-9, Douglas 3-(-2), LaFalce 2-(-8).

PASSING: (ISU) – Drone 14-20-0-179. (WIU) – LaFalce 23-40-2-299.

RECEIVING: (ISU) – Jackson 3-44, Horton 3-34, Meredith 2-16, Rourke 1-34, Mordis 1-15, Passarelli 1-12, Kempe 1-9, Rembert 1-9, R. Rice 1-6. (WIU) – Sims 9-153, Zwierzynski 7-90, Thomas 4-45, Anderson 1-8, Moore 1-5, Douglas 1-(-2).

TACKLE LEADERS: (ISU) – Stewart 4-8-12, C. Siskovic 2-9-11, Caesar 5-1-6, Temple 3-2-5, Thomas 2-3-5. (WIU) – Williams 5-10-15, Khaleel 5-7-12, Stoudamire 6-39, Bennett 3-5-8, Woodard 2-3-5.



2006 ILLINOIS STATE OPPONENTS' SCHEDULES AND RESULTS

KANSAS STATE WILDCATS
(4-4, 1-3 Big 12)

S2	#9 ILLINOIS STATE	W, 24-23
S9	FLORIDA ATLANTIC	W, 45-0
S16	MARSHALL	W, 23-7
S23	#8 LOUISVILLE	L, 6-24
S30	at Baylor*	L, 3-17
O7	OKLAHOMA STATE*	W, 31-27
O14	#20 NEBRASKA*	L, 3-21
O21	at #24 Missouri*	L, 21-41
O28	IOWA STATE*	2:35 p.m.
N4	at Colorado*	2:30 p.m.
N11	#5 TEXAS*	TBA
N18	at Kansas*	TBA

CENTRAL ARKANSAS BEARS
(5-3, 2-0 SLC)

A31	vs. Henderson State	W, 39-6
S9	at #7 Illinois State	L, 3-18
S16	MISSOURI STATE	W, 16-14
S23	at Stephen F. Austin*	W, 37-35
S30	SOUTH DAKOTA	W, 24-0
O7	at South Dakota State	L, 7-20
O14	at #18 UC Davis	L, 13-33
O19	at #25 Sam Houston State*	W, 38-30
N4	SOUTHERN ARKANSAS	6 p.m.
N11	AUGUSTANA (S.D.)	1 p.m.
N18	at Georgia Southern	noon

EASTERN ILLINOIS PANTHERS
(5-3, 4-0 OVC)

S2	at Illinois	L, 17-42
S9	INDIANA STATE	W, 31-21
S16	at #7 Illinois State	L, 30-44
S23	at Samford*	W, 24-13
S30	at Hawai'i	L, 9-44
O7	SE MISSOURI STATE*	W, 21-0
O14	at Eastern Kentucky*	W, 28-21
O21	MURRAY STATE*	W, 20-10
O28	at #12 Tennessee-Martin*	2 p.m.
N4	TENNESSEE STATE*	1:30 p.m.
N11	at Tennessee Tech*	1:30 p.m.
N18	JACKSONVILLE STATE*	1:30 p.m.

MURRAY STATE RACERS
(1-7, 0-5 OVC)

S2	at Missouri	L, 7-47
S9	at Tennessee State*	L, 15-25
S16	at Indiana State	W, 59-40
S23	#6 ILLINOIS STATE	L, 14-35
S30	Tennessee Tech*	L, 14-20 (ot)
O5	at Jacksonville State*	L, 17-49
O14	SAMFORD*	L, 7-33
O21	at #17 Eastern Illinois*	L, 10-20
O28	SE MISSOURI STATE*	1 p.m.
N4	at Eastern Kentucky*	noon
N18	#12 TENNESSEE-MARTIN*	TBA

WESTERN KENTUCKY HILLTOPPERS
(4-3, 3-1 GFC)

S2	at #14 Georgia	L, 12-48
S9	at #23 Eastern Kentucky	L, 21-26
S16	CHATTANOOGA	W, 28-21
S30	#21 WESTERN ILLINOIS*	W, 38-35
O7	#6 ILLINOIS STATE*	L, 27-28
O14	at Missouri State*	W, 17-14
O21	at #13 Southern Illinois*	W, 27-24
O28	INDIANA STATE*	4 p.m.
N4	at #7 Northern Iowa*	4:05 p.m.
N11	#10 YOUNGSTOWN STATE*	4 p.m.
N18	AUSTIN PEAY	4 p.m.

SOUTHERN ILLINOIS SALUKIS
(5-2, 2-2 GFC)

A31	LOCK HAVEN	W, 49-0
S16	at Indiana	W, 35-28
S23	at Arkansas-Pine Bluff	W, 48-16
S30	INDIANA STATE*	W, 55-3
O7	WESTERN ILLINOIS*	W, 31-24
O14	at #5 Illinois State*	L, 10-37
O21	WESTERN KENTUCKY*	L, 24-27
O28	at Missouri State*	1:30 p.m.
N4	at #10 Youngstown State*	12:05 p.m.
N11	#7 NORTHERN IOWA*	3 p.m.
N18	SOUTHERN UTAH	3 p.m.

WESTERN ILLINOIS LEATHERNECKS
(3-5, 0-4 GFC)

A31	MOREHEAD STATE	W, 31-6
S9	at Wisconsin	L, 10-34
S16	KENTUCKY WESLEYAN	W, 58-0
S23	at Northern Colorado	W, 42-28
S30	at Western Kentucky*	L, 35-38
O7	at #7 Southern Illinois*	L, 24-31
O14	#6 YOUNGSTOWN STATE*	L, 28-35
O21	#3 ILLINOIS STATE*	L, 14-27
O28	at #7 Northern Iowa*	4:05 p.m.
N4	INDIANA STATE*	1:05 p.m.
N11	at Missouri State*	1 p.m.

YOUNGSTOWN STATE PENGUINS
(6-2, 3-1 GFC)

A31	SLIPPERY ROCK	W, 51-21
S9	MAINE	W, 34-14
S16	at #25 Penn State	L, 3-37
S23	#16 UC-DAVIS	W, 38-24
S30	at Missouri State*	W, 37-10
O7	INDIANA STATE*	W, 55-17
O14	at Western Illinois*	W, 35-28
O21	#14 NORTHERN IOWA*	L, 23-31
O28	at #3 Illinois State*	1:30 p.m.
N4	#19 SOUTHERN ILLINOIS*	12:05 p.m.
N11	at Western Kentucky*	4 p.m.

MISSOURI STATE BEARS
(1-7, 0-4 GFC)

S2	at Oklahoma State	L, 10-52
S9	SOUTHWEST BAPTIST	W, 45-14
S16	at Central Arkansas	L, 14-16
S23	SAM HOUSTON STATE	L, 17-20
S30	#8 YOUNGSTOWN STATE*	L, 10-37
O7	at #14 Northern Iowa*	L, 7-38
O14	WESTERN KENTUCKY*	L, 14-17
O21	at Indiana State*	L, 22-28
O28	#19 SOUTHERN ILLINOIS*	1:30 p.m.
N4	at #3 Illinois State*	1:30 p.m.
N11	WESTERN ILLINOIS*	1 p.m.

INDIANA STATE SYCAMORES
(1-7, 1-3 GFC)

S2	at Purdue	L, 35-60
S9	at #20 Eastern Illinois	L, 21-31
S16	MURRAY STATE	L, 40-59
S23	at Northern Illinois	L, 14-48
S30	at #10 Southern Illinois*	L, 3-55
O7	at #8 Youngstown State*	L, 17-55
O14	#14 NORTHERN IOWA*	L, 14-34
O21	MISSOURI STATE*	W, 28-22
O28	at Western Kentucky*	4 p.m.
N4	at Western Illinois*	1:05 p.m.
N11	#3 ILLINOIS STATE*	11:05 a.m.

NORTHERN IOWA PANTHERS
(5-2, 3-0 GFC)

A31	at Drake	W, 48-7
S9	NORTH DAKOTA	L, 31-35
S16	SOUTH DAKOTA STATE	W, 27-17
S30	at Iowa State	L, 27-28
O7	MISSOURI STATE*	W, 38-7
O14	at Indiana State*	W, 34-14
O21	at #5 Youngstown State*	W, 31-23
O28	WESTERN ILLINOIS*	4:05 p.m.
N4	WESTERN KENTUCKY*	4:05 p.m.
N11	at #19 Southern Illinois*	3 p.m.
N18	#3 ILLINOIS STATE*	4:35 p.m.