



# Redbird Football

## GAME NOTES

Contact: Todd Kober, Assistant Athletics Director/Media Relations • 309/438-3805 • Fax: 309/438-5634 • Cell: 309/310-7112 • gtkober@ilstu.edu

# GAME #2



**#7 Illinois State**   **Central Arkansas**  
**(0-1)**   **(1-0)**

**WHEN:** Saturday, Sept. 9, 2006

**WHERE:** Hancock Stadium (15,000) • Normal, Ill.

**TIME:** 6:30 p.m.

**FORECAST:** High of 79°; 10% chance of rain

## RADIO

Redbird Radio Network

- ▶ Greg Halbleib, play-by-play
- ▶ Ted Schmitz, color analyst
- ▶ Bruce Evans, sideline
- ▶ L.A. Decker, studio host

## TELEVISION

None

# GoREDBIRDS.COM

## THE GAME FACTS

- ▶ Tonight's game is the first meeting between the two schools.
- ▶ Central Arkansas is in its first season as a I-AA team and will become a full-time member of the Southland Conference in 2007. The Redbirds own a 3-5 record against the current members of the SLC, including a 20-13 loss at Hancock Stadium to Texas State in 2001.
- ▶ In the Denver Johnson era, the Redbirds are 5-1 in home openers with a 38.2 average margin of victory.
- ▶ The 'Birds have won 14 of their last 15 home opening games.
- ▶ Under Johnson, Illinois State owns a 10-2 home record against non-conference opponents and has won eight straight non-league home games.
- ▶ With the Redbirds, Johnson is 9-12 in the month of September.
- ▶ Tonight is CommUniversity Night at Hancock Stadium. Redbird Athletics partnered with the McLean County Chamber of Commerce to host the event, which should consist of more than 40 tents.
- ▶ WBNQ and Insight Media are co-sponsoring tonight's halftime fireworks show.
- ▶ The Family Pack is also available tonight, which is four general admission tickets for only \$20.

## 2006 C. ARKANSAS SCHEDULE

A31	vs. Henderson State	W, 39-6
S9	at #9 Illinois State	6:30 p.m.
S16	MISSOURI STATE	6 p.m.
S23	at Stephen F. Austin*	6 p.m.
S30	SOUTH DAKOTA	1 p.m.
O7	at South Dakota State	7 p.m.
O14	at #21 UC Davis	3 p.m.
O19	at Sam Houston State*	7 p.m.
N4	SOUTHERN ARKANSAS	6 p.m.
N11	AUGUSTANA (S.D.)	1 p.m.
N18	at #12 Georgia Southern	noon

## THE COACHES

### ILLINOIS STATE

Denver Johnson is in his seventh season at Illinois State and owns a 32-36 (.471) overall record with the Redbirds. Prior to guiding the 'Birds, Johnson was the head coach at Murray State where he compiled a 21-12 mark. Johnson, 47, is a 1981 graduate of Tulsa and his nine-year head coaching record stands at 53-48 (.525).

### CENTRAL ARKANSAS

Clint Conque (Nicholls State '82) is in his seventh season at Central Arkansas, his only head coaching position, and owns a 45-26 (.634) career record. Prior to leading the Bears, Conque worked seven seasons as an assistant coach at Louisiana Tech, including his last season as the offensive coordinator.

## ILLINOIS STATE SEASON SCHEDULE/RESULTS

Date	Opponent	Location	Result/Time	Notes
Sept. 2	at Kansas State	Manhattan, Kan.	L, 23-24	K-State held to 44 yards rushing, but ISU's special team miscues costly.
Sept. 9	<b>CENTRAL ARKANSAS</b>	<b>Normal, Ill.</b>	<b>6:30 p.m.</b>	<b>First meeting; UCA makes the jump from Division II to I-AA.</b>
Sept. 16	#20 EASTERN ILLINOIS	Normal, Ill.	6:30 p.m.	Hall of Fame Weekend; ISU won last three and six of the last seven.
Sept. 23	at Murray State	Murray, Ky.	6 p.m.	2005 shutout was the first scoreless effort by the Racers in 158 games.
Oct. 7	at Western Kentucky <sup>^</sup>	Bowling Green, Ky.	6 p.m.	ISU is 0-5 since WKU joined GFC; 'Birds lost last three each by 3 points.
Oct. 14	#17 SOUTHERN ILLINOIS <sup>^</sup>	Normal, Ill.	2:30 p.m.	Homecoming; two teams combined for 96 points in 2005.
Oct. 21	at Western Illinois <sup>^</sup>	Macomb, Ill.	1:05 p.m.	WIU has won the last five meetings and nine of the last 11.
Oct. 28	#8 YOUNGSTOWN STATE <sup>^</sup>	Normal, Ill.	1:30 p.m.	Family Day; rubber game with the series tied at 7-7.
Nov. 4	MISSOURI STATE <sup>^</sup>	Normal, Ill.	1:30 p.m.	'Birds have won last four contests and six of the last seven.
Nov. 11	at Indiana State <sup>^</sup>	Terre Haute, Ind.	11:05 a.m.	'Birds own 7-1 edge in last eight meetings, including 3-1 at Terre Haute.
Nov. 18	at #3 Northern Iowa <sup>^</sup>	Cedar Falls, Iowa	4:35 p.m.	ISU has won 5 of last 8; most wins by any GFC team vs. UNI during span.

<sup>^</sup> Gateway Football Conference game

**ILLINOIS STATE MEDIA RELATIONS**

Assistant AD/Media Relations	Todd Kober
Office Phone	309/438-3805
Home Phone	309/454-3048
Cell	309/310-7112
E-mail	gtkober@ilstu.edu
Fax	309/438-5634
Graduate Assistant	Mike Williams
Office Phone	309/438-3598
Cell	309/275-6386
E-mail	mcwilli2@ilstu.edu

**INTERVIEW PROCEDURES**

Postgame interviews following home contests are conducted in the team room (second floor) of the Kaufman Football Building. A golf cart is available to transport representatives from the visiting team to the interview area. TV lighting is also provided. After road games, representatives will be brought to a designated area. The locker room is closed at all times.

**WEEKLY GATEWAY CONFERENCE CALL**

Teleconferences featuring the league's head coaches will be conducted each Wednesday during the season (Sept. 6 through Nov. 15). Those participating in the call should dial in five minutes prior to the scheduled start time (10 a.m. CST each Wednesday). Each call can also be accessed at [www.gatewayfootball.org](http://www.gatewayfootball.org). The call-in number is 913/981-5509.

10:00 – Gateway News/Notes

10:05 – Denver Johnson, Illinois State

10:10 – Lou West, Indiana State

10:15 – Terry Allen, Missouri State

10:20 – Mark Farley, Northern Iowa

10:25 – Jerry Kill, Southern Illinois

10:30 – Don Patterson, Western Illinois

10:35 – David Elson, Western Kentucky

10:40 – Jon Heacock, Youngstown State

*All times are Central*

**WEEKLY MEDIA LUNCHEON**

✓ Tuesday, August 29 at noon
<del>Tuesday, September 5 at noon (CANCELLED)</del>
<del>Tuesday, September 12 at noon</del>
<del>Tuesday, September 19 at noon</del>
<del>Tuesday, September 26 at noon</del>
<del>Tuesday, October 3 at noon</del>
<del>Tuesday, October 10 at noon</del>
<del>Tuesday, October 17 at noon</del>
<del>Tuesday, October 24 at noon</del>
<del>Tuesday, October 31 at noon</del>
<del>Tuesday, November 7 at noon</del>
<del>Tuesday, November 14 at noon</del>

**GAME WEEK**

A quick look at Illinois State's media availability on game week. All appointments can be made through the media relations office (309) 438-3805.

Monday	Tuesday	Wednesday	Thursday	Friday
Off Day	Media Luncheon Kaufman Football Building - noon	GFC Teleconference (10-10:40 a.m.)	No pre-practice camera opportunities	No availability
Denver Johnson Radio Show at Schooners 6-7 p.m.	Practice open to cameras for first 15 minutes	Practice open to cameras for first 15 minutes	Coach Johnson available after practice (approx. 6:15 p.m.)	
	Players/Coaches available after practice (approx. 6:15 p.m.)	Players/Coaches available after practice (approx. 6:15 p.m.)		

**WEEKLY MEDIA LUNCHEON**

Each Tuesday during the season, Illinois State hosts a media luncheon in the team room of the Kaufman Football Building. The luncheon begins at noon, with comments from two selected players representing both the offense and defense. Following the student-athletes, head coach Denver Johnson will address the media. Video and audio from the press conference will be available on the web at [GoRedbirds.com](http://GoRedbirds.com) before 5 p.m. on Tuesday. If you would like to receive the quotes via e-mail, please contact the Illinois State Athletics Media Relations Office at [gtkober@ilstu.edu](mailto:gtkober@ilstu.edu) prior to the press conference.

**CREDENTIALS**

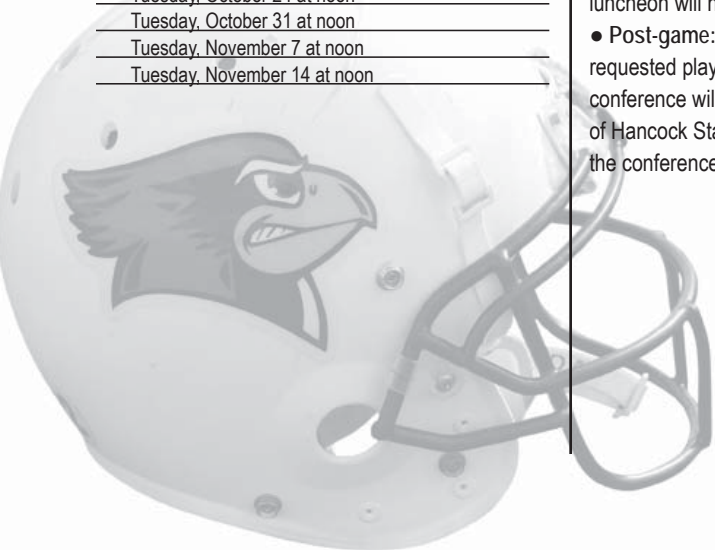
Credentials (game and parking) can be obtained by contacting the Athletics Media Relations Office, Campus Box 7130, Normal, Ill., 61790-7130. Requests must be received on official letterhead at least two days prior to the game. Passes that are not mailed will be available at the Will Call window (Gate 4) 90 minutes before kickoff.

**PRACTICE**

Most practices are open to the media (approximately 3:30-6 p.m.), but only the first 15 minutes of Tuesday through Thursday practices are available to photographers. For all other media, it is recommended that an advance call be made to the media relations office to check on the status of practice for a particular day.

**INTERVIEWS**

- Head Coach Denver Johnson will do general interviews following practice on Tuesday-Thursday. All other requests for interviews must be submitted to the media relations office at least 24 hours prior to the scheduled interview.
- Assistant Coaches: Arrangements should be made through the media relations office. Most interviews will be conducted after practice Tuesday-Thursday.
- Players: All interviews with players will take place at the media luncheon or after practice on Tuesday and Wednesday. Media should request players at least 24 hours in advance. Players who attend the Tuesday luncheon will not be available following practice that day.
- Post-game: The Illinois State locker room is closed at all times. Head coach Denver Johnson and requested players will be brought to the designated interview area. At home, the post-game media conference will take place in the team room of the Kaufman Football Building, located in the northeast corner of Hancock Stadium. The media should enter through the west doors and travel up the two flights of stairs to the conference area.



## SCOUTING CENTRAL ARKANSAS

- Central Arkansas is located in Conway, Ark., and has an enrollment of 12,000. The Bears are members of the Southland Conference and will become full-time members in 2007.
- In their first season at the I-AA level, the Bears only have four home dates this season and will be on the road for the entire month of October. Their first home date is against Gateway Football Conference member Missouri State next Saturday.
- The Bears claimed the Gulf South Conference championship last season and finished with an 11-3 record, including a 41-38 overtime loss to North Alabama in the NCAA Division II quarterfinals. The 11 victories tied the school record for the most wins in a season, while the three losses were by a combined total of nine points.
- Defensive end Jacob Ford, linebacker Quentin Maxfield and wide receiver Aaron Fairouz were all Division II All-Americans last season.
- Fairouz claimed school records in 2005 with 76 catches for 1,197 yards. He also added 12 touchdown receptions, which ranks No. 2 in school history.
- Maxfield has led the Bears in tackles the last two seasons, after totaling 106 in 2005.
- In 2005, the Bears scored 50 or more points in a game five times and averaged 40.2 points per game.

## BEAR BONDS

- Both head coaches in tonight's game are in their seventh season at the helm of their respective program. Illinois State's Denver Johnson has posted a 32-36 overall record during that span, while Central Arkansas' Clint Conque is 45-26 with the Bears.
- Assistant coaches Mike Menefee (ISU) and Ricky Matt (UCA) both coached at Texas A&M-Kingsville.
- Illinois State's Adam Blankenship and Jeff Huntzinger and Central Arkansas' Casey Thurbur are all products of Union High School in Tulsa, Okla. In addition, all three played for Blankenship's father, Bill.
- Both teams have at least one set of brothers playing together on the roster. The Redbirds have three sets, the Siskowic brothers (Cameron and Kyle), the Rice brothers (Rafael and Cortes) and the Passarelli brothers (Nick and Dan). The Bears counter with the Barksdale brothers, Kendrell and Lendrell, who are twins.
- The Bears have six Division I-A transfers currently on their roster, as compared to the Redbirds' seven I-A transfers on their roster.

## SETTING A NEW STANDARD

For senior wide receiver Laurént Robinson, breaking school records is becoming routine. With his touchdown catch in the third quarter at Kansas State, Robinson became the Redbirds' all-time leader in career touchdown receptions with 23. However, he later increased his total with another TD reception in the fourth quarter, giving him 24 for his career.

## MR. ROBINSON'S NEIGHBORHOOD

Laurént Robinson has laid claim to his neighborhood - the ISU record books. Robinson already owns the school record for catches in a game (14), catches in a season (86), receiving yards in a game (292) and receiving yards in a season (1,465) and touchdown receptions in a career (24). The records that are in his sights for 2006 are: catches in a career (needs 16), receiving yards in a career (needs 354), and 100-yard games in a career (needs four).

## THE SSKO KID LOOKS FOR THE FIFTH

When Brent Hawkins claimed the 2005 Gateway Defensive Player of the Year award, it marked the fourth straight by a Redbird player and tied the league record for consecutive league MVPs with Northern Iowa (1991-94). Cameron Siskowic hopes to extend that ISU streak. The senior linebacker was a finalist for the 2005 Buck Buchanan Award and led the conference in tackles with 132 and averaged 12 tackles per game. Siskowic is off to a great start in 2006, as he posted a game-high 15 tackles and added a sack against Kansas State last week in the season opener.

## CONSISTENCY IS KEY

There are many adjectives that have been used to describe Laurént Robinson and consistent is one that often comes up. Robinson has shown he is consistent by catching a pass in at least 27 straight games, but maybe even more impressive are his eight consecutive games with six catches or more. His seven catches against Kansas State give him 73 in those eight games.

## RANKING THE REDBIRDS...

Has been a scary proposition for ISU of late, as the 'Birds have lost the last five games in which they were ranked in the national polls. Last week's loss to Kansas State extended that streak as the Redbirds were ranked No. 9 in the country heading into the game. However, ISU will look to buck the trend this week as it brings its No. 7 ranking into the home opener against Central Arkansas.

## DEFENSE ALREADY MAKING NOISE NATIONALLY

Just one game into the 2006 season, the experienced Redbird defense is making a name for itself nationally. The 'Birds rank No. 9 nationally in I-AA in rushing defense thanks to allowing just 44 yards on the ground to Kansas State in the opener. In addition, Cameron Siskowic leads all of I-AA football in tackles with 15.

## THE TALE OF THE TAPE

	ILS	UCA
Record	0-1	1-0
Points	23.0	39.0
Points Allowed	24.0	6.0
First Downs	20	18
Rushing Yards	93.0	166.0
Rushing Defense	44.0	133.0
Passing Yards	253.0	312.0
Passing Defense	163.0	70.0
Total Offense	346.0	478.0
Total Defense	207.0	203.0
Interceptions	2-29	4-64
Punt Return Avg.	0.0	8.0
Kickoff Return Avg.	4-63	26.7
Fumbles Lost	1	1
Penalties	1-7	7-77
Field Goals	1-1	1-2

## 'BIRD BESTS IN HOME OPENERS

### INDIVIDUAL\*

#### Rushing Yards

210, Quincy Washington vs. Quincy, 9-7-02

#### Rushing TDs

3, three times; last by Demetrus Johnson vs. St. Xavier, 9-2-04

#### Passing Yards

344, Kevin Glenn vs. Truman State, 9-2-99

#### Completions

28, Kevin Glenn vs. Truman State, 9-2-99

#### TD Passes

5, Luke Drone vs. Drake, 9-10-05  
5, Kevin Glenn vs. St. Francis, 9-12-98

#### Receptions

10, Jon Laurenti vs. Truman State, 9-2-99

#### Receiving Yards

166, Derrell Nelson vs. Southwest State, 9-5-92

#### Receiving TDs

3, Laurént Robinson vs. Drake, 9-10-05  
3, Corey Grow vs. St. Francis, 9-12-98

#### Tackles

17, Wilbert Brown vs. Eastern Illinois, 9-3-88

#### Tackles for Loss

4, three times; last by Gean Gilot vs. Drake, 8-28-03

#### Sacks

3, Ben Thompson vs. Truman State, 9-2-99

#### Interceptions

2, Mike Prior vs. Western Illinois, 9-5-81

#### Longest FG

53, Stephen Carroll vs. Quincy, 9-7-02

### TEAM\*

Most Points 75 vs. W. Va. Tech, 8-31-00

Fewest Points 0 (11 times), last vs. S. Illinois, 9-11-82

Most Points Allowed 38 (twice), last vs. SEMO, 9-22-01

Fewest Points Allowed 0 (8 times), last vs. SEMO, 9-14-96

\*modern era (1936 and later)

**THE REDBIRD RECORD BOOK****ISU Career Rushing**

1. Toby Davis (1989-92)	3,702
13. Bruce Cullen (1968-69)	1,560
- Pierre Rembert (2005-)	906

**ISU Career Rushing TDs**

1. Toby Davis (1989-92)	37
5. Sha-Ron Edwards (2002-03)	17
Aveion Cason (1998-99)	17
Kevin Jones (1980, 82-84)	17
- Pierre Rembert (2005-)	12

**ISU Career Passing**

1. Kevin Glenn (1997-00)	8,251
2. John Coppens (1981-84)	6,238
3. Dusty Burk (1999-01)	4,378
4. Adrian Wilson (1988-92)	3,852
5. Eric Scott (1972-74)	3,731
6. Mike Souza (2002-03)	3,505
7. Danny Barnett (1992-94)	3,490
8. Luke Drone (2004-)	3,446

**ISU Career Completions**

1. Kevin Glenn (1997-00)	663
5. Danny Barnett (1992-94)	328
- Luke Drone (2004-)	239

**ISU Career TD Passes**

1. Kevin Glenn (1997-00)	62
2. John Coppens (1981-84)	49
3. Dusty Burk (1999-01)	38
4. Wes Bair (1951-54)	32
5. Luke Drone (2004-)	25

**ISU Career Receptions**

1. Rickey Garrett (1996-99)	177
2. Laurént Robinson (2003-)	161

**ISU Career Receiving Yards**

1. Rickey Garrett (1996-99)	2,719
2. Clarence Collins (1980-83)	2,498
3. Laurént Robinson (2003-)	2,366

**ISU Career TD Receptions**

1. Laurént Robinson (2003-)	24
2. Rickey Garrett (1996-99)	22

**ISU Consecutive Games with a Catch**

1. Vito Golson (1999-02)	29
2. Laurént Robinson (2003-)	27

**ISU 100-Yard Career Receiving Games**

1. Rickey Garrett (1996-99)	9
2. Clarence Collins (1980-83)	8
3. Laurént Robinson (2003-)	7

**ISU Career Total Offense Yards**

1. Kevin Glenn (1997-00)	8,812
5. Mike Souza (2002-03)	4,140
6. Eric Scott (1972-74)	3,763
7. Toby Davis (1989-92)	3,735
8. Danny Barnett (1992-94)	3,444
9. Luke Drone (2004-)	3,303

**ISU Career All-Purpose Yards**

1. Toby Davis (1989-92)	4,363
10. Kevin Jones (1982-84)	2,534
11. Bill Miller (1986-89)	2,500
- Laurént Robinson (2003-)	2,366

**ISU Career Tackles**

1. Boomer Grigsby (2001-04)	580
2. Galen Scott (1997-00)	579
10. Tim Angsten (1995-97, 99)	320
- Cameron Siskowic (2003-)	255

**A POSSIBLE CHANGE IN POSITION ?**

In his first career start at defensive end, senior Ronnie Tate looked more like a defensive back than a lineman as he recorded two pass break ups against Kansas State. No, he didn't drop back in coverage, but instead batted down two Dylan Meier offerings at the line of scrimmage to record the first two PBU's of his career.

**RUNNING REMBERT**

Tailback Pierre Rembert had himself a running start heading into the 2006 season. Rembert totaled 357 yards rushing in the final two games last season, including a school-record 272 yards and six touchdowns at Missouri State. In his first game of 2006, Rembert kept the ball rolling with 105 yards on the ground against Kansas State on 29 carries.

**THE SKY'S THE LIMIT FOR KYE**

In his previous two seasons for the Redbirds, junior linebacker Kye Stewart has emerged as a play maker on the field. However, in games against Big 12 Conference opponents, Stewart takes his game to another level. In 2005 against Iowa State, Stewart posted a career-high 13 tackles and recorded a tackle for loss in the season opener. Last week against Kansas State, Stewart tied that mark with 13 tackles, a sack and 2.5 TFL's.

**27 AND COUNTING**

With his catch in the first quarter against Kansas State, Illinois State's Laurént Robinson extended his streak of having at least one catch to 27 straight games. The senior wide receiver needs three more games with a catch to claim the school mark of 29 by Vito Golson.

**NO NEED TO GET DEFENSIVE**

Actually, there was a big need to get defensive against Kansas State and that's exactly what the Redbirds did. ISU's defense was stifling in Manhattan, allowing just 207 yards of total offense to their I-A counterparts. The Wildcats' 44 rushing yards on the ground gave them an average of just 1.6 yards per carry, which marked the second time ISU had held a Big 12 conference opponent to under three yards per carry rushing (Iowa State 2.2 in 2005).

**JUMPING OUT TO AN EARLY LEAD**

ISU's 3-0 lead in the first quarter against Kansas State gave the Redbirds a lead in each their last three games against Division I-A teams (Iowa State, 2005; Minnesota, 2004). Unfortunately, the Redbirds could not hold onto the leads in those games and have gone 0-3 in those contests.

**APPLYING THE FULL NELSON**

Kansas State quarterback Dylan Meier must have felt like he was in the infamous wrestling hold last week at the hands of sophomore free safety Tom Nelson, as he picked off two of Meier's attempts down field for the first two interceptions of his career. The first came on the very first play from scrimmage and the second was added in the second quarter.

**HIGH-POWERED OFFENSE**

The Illinois State offense is high octane – just look under the hood. Since 2003, the Redbirds have averaged 424 yards of total offense per game. During that span the 'Birds have totaled 14,831 yards of total offense, or 8.42 miles. Last season, ISU's offense ranked No. 5 in the nation with 477.5 yards per game.

**MAKING MAZUR**

Kevin Mazur's first quarter field goal at Kansas State was No. 10 in his career for makes. It also elevated his career field goal percentage to 71.4 percent on a 10-for-14 effort. Mazur's percentage is just two-tenths of a percentage point behind school record holder Stephen Carroll's at 71.6 percent.

**STUFFING THE RUN**

Kansas State's 44 rushing yards was the lowest by a I-A team against the Redbirds since 1987, when ISU limited Western Michigan to 33 yards in a 20-6 Redbird win on Sept. 12. It also marked the third time the 'Birds held a I-A opponent to under 100 yards rushing, the other occurred last year at Iowa State, which finished with 92 yards on the ground.

**ALL-AMERICA U**

ISU has produced at least one all-American player in 20 of its last 23 seasons. Over the last seven seasons, 27 players from 11 different positions have been honored. Laurént Robinson, Brent Hawkins, Stafford Davis and Cameron Siskowic were all consensus selections in 2005.

**TRANSFERABLE**

Since 1993, when the NCAA rules changed to allow players immediate eligibility at the I-AA level, Illinois State has had 44 players transfer from I-A schools. ISU's I-A transfers on this year's roster include: Alan Abrams (RB, Ole Miss); Adam Blankenship (DL, Nebraska); Pierre Jackson (WR, Minnesota); Brandon Joyce (OL, Indiana); Dan Passarelli (WR, Northern Illinois); Pierre Rembert (RB, Michigan); Cameron Siskowic (LB, Washington St.); Jonathan St-Pierre (OL, Miami (Fla.)) and James Stevenson III (DL, Illinois).

**NOTABLE NEWCOMERS**

Since the Gateway began recognizing an all-newcomer team in 1994, over 42 Redbirds have been cited for achievement in their first season. In 2005, running back Pierre Rembert and defensive back Tom Nelson added their names to the list.

**ANOTHER ONE BITES THE DUST**

With a 61-35 dismantling of then No. 1 Southern Illinois in Carbondale and a 38-3 rout of then No. 13 Northern Iowa in Hancock Stadium, the Redbirds have beaten at least one ranked foe in eight of the last nine seasons.

**DRONE: A WORKER QB**

In his first full year on the job, quarterback Luke Drone proved to be hard-working and efficient. Drone ended the season with 2,930 yards passing, the second highest total in school history, while completing a school record 64.5 percent of his passes.

**BAND OF BROTHERS**

The 2006 Illinois State roster sports three sets of brothers. The Redbird family includes Cameron and Kyle Siskowic, Rafael and Cortes Rice and Dan and Nick Passarelli.

**MEN OF HONOR**

The Redbird football team concluded the spring semester with 35 players on the AFNI Athletics Honor Roll, a new team record. The Redbirds also compiled a 2.68 grade point average for the semester, which was the highest team GPA by the football team in over a decade.

**40 DAYS AND 40 NIGHTS**

Actually it is a little less than 67 days – that's how many straight 24-hour days a person would have to work to equal the 1,595 community service hours that the Illinois State football team put in last academic year. Typically, the goal for the entire athletic department is 1,000, but the Redbird gridders put in 1,595 hours themselves.

**SOMEBODY'S WATCHING**

On Aug. 23, both Laurent Robinson and Cameron Siskowic were put on watch. Robinson, a finalist for the 2005 Walter Payton Award, presented to the nation's top I-AA offensive player, was named to the initial watch list for the 2006 award. Likewise, Siskowic was added to the 2006 Buck Buchanan Award watch list after finishing as a finalist last season as one of the nation's top I-AA defensive players.

**TAKE ME OUT TO THE CROWD**

With a rowdy crowd of 47,250 fans at the newly dedicated in the Bill Snyder Family Stadium last week, it marked the third largest road crowd to ever watch the Redbirds play. All 10 games occurred at Division I venues, with the top four attendance figures being set in the last five years. Here is a list of the Redbird top road attendance figures:

Date	Opponent	Attendance	Date	Opponent	Attendance
9-6-03	Illinois	56,304	9-11-04	Minnesota	34,006
8-31-02	Purdue	47,701	8-30-01	Western Michigan	33,976
9-2-06	Kansas State	47,250	9-18-99	Minnesota	33,726
9-3-05	Iowa State	44,058	9-19-98	Kansas	31,110
9-27-86	Oklahoma State	38,600	9-23-89	East Carolina	30,245

**TURNOVER TURNAROUND**

In 2004, the Redbirds ranked dead last (117) in turnover margin (-1.91) nationally among I-AA teams. ISU turned the tide in 2005 and finished with 23<sup>rd</sup> best turnover margin in the country (+.55). The actual result was a difference of +27 turnovers between the two seasons. The Redbirds were in a stalemate with Kansas State on Saturday, as both teams committed a two turnovers each.

**MT. MARTINDALE**

Stable like a mountain, Justin Martindale returns to the Redbird defensive front for his final season. One of the conference's most underrated players, Martindale finally drew league accolades after being named to the 2006 Preseason All-Gateway Honorable Mention Team. Martindale has started and played in every game but one during his Redbird career. He has also left his mark on special teams with six blocked kicks in his first three seasons at ISU.

**A DOWRY FOR DOWNING?**

Prior to the start of fall camp, senior offensive lineman Jariah Downing proposed to his girlfriend, Illinois State volleyball player Lindley McDavid. The proposal was accepted and continued a string of Redbird football-volleyball romances. In July a pair of recent graduates, former Redbird fullback Kevin Kreger and former setter Kelly Rikli, were married, while ISU offensive coordinator Justin Fuente and his wife, Jenny, the Redbirds' assistant head volleyball coach, celebrated their first wedding anniversary.

**THE START CHART****Offense**

	2006	Current	Steak	Career
Robinson (WR)	1	28		29
Downing (OL)	1	2		22
Mordis (TE)	1	3		19
Wiggins (OL)	1	16		16
Drone (QB)	1	12		12
Hartman (OL)	0	0		11
Jackson (WR)	1	7		11
Horton (WR)	0	0		6
Rembert (TB)	1	3		6
R. Rice (TB)	0	0		2
Niklasch (OL)	1	1		2
Meredith (TE)	1	1		1
Madsen (OL)	1	1		1
Lyon (OL)	1	1		1

**Defense**

Martindale (DT)	1	24		33
Temple (DB)	1	23		26
C. Siskowic (LB)	0	0		21
Caesar (DB)	1	10		16
Campbell (LB)	0	0		13
Stewart (LB)	1	12		14
Thomas (DT)	1	0		12
Nelson (FS)	1	12		12
N. Passarelli (DB)	0	0		7
Stevenson (DE)	1	1		5
Kittrell (DB)	1	1		4
Lagrone (CB)	0	0		1
Cucci (LB)	1	1		1
Hronec (LB)	1	1		1
R. Tate (DL)	1	1		1

**RED ZONE**

	ISU	Opp.
at Kansas St.	4-4 (3 TDs, 1 FG)	2-4 (2 FGs)
C. Arkansas		
E. Illinois		
at Murray St.		
at Western Ky.		
S. Illinois		
at W. Illinois		
Y'stown St.		
Missouri St.		
at Indiana St.		
at N. Iowa		

**POINTS OFF TURNOVERS**

	ISU	Opp.
at Kansas St.	3	11
C. Arkansas		
E. Illinois		
at Murray St.		
at Western Ky.		
S. Illinois		
at W. Illinois		
Y'stown St.		
Missouri St.		
at Indiana St.		
at N. Iowa		



## ILLINOIS STATE'S PROJECTED TWO-DEEP

Offense						Defense					
<b>WR</b>	81	Laurént Robinson***	6-2	195	Sr.	<b>DE</b>	99	James Stevenson III*	6-3	250	Jr.
	10	Jake Rourke*	6-3	185	So.		93	Adam Blankenship	6-2	245	So.
<b>LT</b>	66	Isaiah Wiggins**	6-3	290	Jr.	<b>DT</b>	73	Justin Martindale***	6-2	255	Sr.
	77	Muhammad Kahlun	6-4	290	RFr.		90	Dan Simnick*	6-2	260	Jr.
<b>LG</b>	69	Joe Niklasch*	6-4	280	So.	<b>DT</b>	94	Jarek Thomas**	6-3	275	Jr.
	65	Billy Speiser	6-5	295	Jr.		62	Mike Piton	6-2	255	Fr.
<b>C</b>	68	Erik Madsen	6-3	285	So.	<b>DE</b>	95	Ronnie Tate*	6-3	260	Sr.
	61	Jonathan St-Pierre	6-3	301	So.		3	Alex Filin***	6-4	220	Sr.
<b>RG</b>	75	Janiah Downing***	6-3	310	Sr.	<b>SLB</b>	40	Cameron Siskowic***	6-2	225	Sr.
	71	Jeff Huntzinger*	6-3	285	Jr.		48	Pat Cucci*	6-1	240	So.
<b>RT</b>	79	Jonathan Lyon	6-8	300	Jr.	<b>MLB</b>	44	Niall Campbell***	6-2	230	Sr.
	78	Brandon Joyce	6-5	310	Jr.		59	Bill Hronec**	6-2	225	Jr.
<b>TE</b>	47	Kedric Meredith*	6-3	260	So.	<b>WLB</b>	6	Kye Stewart**	6-0	205	Jr.
	42	Jeremy Joynt	6-3	255	Jr.		58	Mark Whitaker*	6-1	210	Jr.
<b>WR</b>	4	Pierre Jackson**	6-1	175	Sr.	<b>CB</b>	1	Jesse Caesar**	5-11	185	Jr.
	86	Jason Horton**	6-0	185	Jr.		23	Lamont Lagrone*	5-10	175	Sr.
<b>QB</b>	7	Luke Drone**	6-2	210	Jr.	<b>FS</b>	9	Tom Nelson*	6-0	195	So.
	12	Kevin Brockway*	6-4	225	So.		13	Kurt James	6-1	205	So.
<b>TB</b>	5	Pierre Rembert*	6-0	220	Sr.	<b>SS</b>	28	James Temple***	6-0	210	Sr.
	2	Rafael Rice*	5-11	220	Jr.		30	Garry Roberts*	6-2	210	Jr.
<b>HB</b>	83	Dave Mordis**	6-3	270	Jr.	<b>CB</b>	25	Leon Kitrell***	5-9	165	Sr.
	35	Garin Harcar	5-11	255	RFr.		37	Jason Tate	5-11	175	Fr.
<b>Specialists</b>						<b>K</b>	36	Kevin Mazur*	5-10	195	So.
							19	Bobby Kelsey*	6-1	225	So.
						<b>P</b>	19	Bobby Kelsey*	6-1	225	So.
							36	Kevin Mazur*	5-10	195	So.

\* asterisks indicate letters earned  
**Bold face indicates projected starter**



**ILLINOIS STATE STARTER NOTES****REDBIRD OFFENSE**

LT	66	Isaiah Wiggins** (Jr. • 6-3 • 290 • Chicago, Ill.)	Began playing the trumpet in elementary school and has been playing it for nine years.
LG	69	Joe Niklasch (So. • 6-4 • 280 • Hartland, Wis.)	An avid Packer fan who, during high school, worked as a janitor at local elementary school.
C	68	Erik Madsen (So. • 6-3 • 285 • Bolingbrook, Ill.)	Describes himself as being "mechanical;" would like to refurbish an older Camero after football.
RG	75	Janiah Downing*** (Sr. • 6-3 • 310 • North Marion, Fla.)	The last three summers worked as a Preview guide, an orientation program for incoming ISU students.
RT	79	Jonathan Lyon (Jr. • 6-8 • 300 • Urbana, Ill.)	Played goalie and defenseman for his club hockey team for 13 years.
WR	81	Laurént Robinson*** (Sr. • 6-2 • 195 • Rockledge, Fla.)	For two years in high school, 10 people, all of which were family, lived in his four-bedroom house.
WR	4	Pierre Jackson** (Sr. • 6-1 • 175 • Chicago, Ill.)	Nicknamed "Jelly;" away from football likes to spend time with his 3-year-old daughter, Itali.
TE	47	Kedric Meredith* (So. • 6-3 • 260 • Peoria, Ill.)	For the last two years has been playing the bass guitar, but can't find the time to join a band.
QB	7	Luke Drone** (Jr. • 6-2 • 210 • Mt. Carmel, Ill.)	Selected for the 2006 NCAA Leadership Conference; 2006-07 SAAC Educational Outreach Coordinator.
RB	5	Pierre Rembert* (Sr. • 6-0 • 220 • Milwaukee, Wis.)	Eats McDonald's at least five times a week; favorite meal is a Big Mac with no pickles, no onions and extra sauce.
FB	83	Dave Mordis** (Jr. • 6-3 • 270 • Palos Park, Ill.)	Owns two dogs, a german shepherd and a shiba inu; enjoys riding around campus on his moped.

**REDBIRD DEFENSE**

DE	99	James Stevenson III* (Jr. • 6-3 • 250 • Franklinville, N.J.)	Has been engaged for over a year; met his fiancé while attending Illinois.
DT	73	Justin Martindale*** (Sr. • 6-2 • 255 • Wadsworth, Ill.)	Loves to play with toys which are built for speed; owns a jet ski, four-wheeler and a motorcycle.
DT	94	Jarek Thomas** (Jr. • 6-3 • 275 • Orlando, Fla.)	Enjoys cooking, especially soul food, including his favorite dish – BBQ ribs and pork chops.
DE	95	Ronnie Tate* (Sr. • 6-3 • 260 • Glendale, Ariz.)	Spent his summer working an internship with the Bloomington-Normal Sports Commission.
WLB	6	Kye Stewart** (Jr. • 6-0 • 205 • Nashville, Tenn.)	A certified scuba diver, he has dove throughout the state of Florida with his dad, who is also certified.
MLB	44	Niall Campbell*** (Sr. • 6-2 • 230 • Lemont, Ill.)	After college will be focusing on a career in physical therapy.
SLB	40	Cameron Siskowic*** (Sr. • 6-2 • 225 • San Diego, Calif.)	A six-year cancer survivor that grew up surfing, snow boarding and wake boarding.
CB	25	Leon Kittrell*** (Sr. • 5-9 • 165 • Oak Creek, Wis.)	A world-class drummer who plays in two bands on campus – Blue Print and Soft Spoken.
FS	9	Tom Nelson* (So. • 6-0 • 195 • Arlington Heights, Ill.)	Likes to spend his off-weekends golfing with his dad, and favorite course is Rolling Green Country Club.
SS	28	James Temple*** (Sr. • 6-0 • 210 • Savannah, Ga.)	Has been playing the acoustic guitar for over a year and enjoys playing allegro music.
CB	1	Jesse Caesar** (Jr. • 5-11 • 185 • Rockledge, Fla.)	An avid artist who likes to draw particularly in pencil or pen.

**REDBIRD SPECIAL TEAMS**

PK	36	Kevin Mazur* (Fr. • 5-10 • 195 • Mt. Prospect, Ill.)	Fired a 23-under-par on Tiger Woods 2007, a Playstation 2 game, during fall camp.
KO	19	Bobby Kelsey* (Fr. • 6-1 • 225 • Channahon, Ill.)	Worked out this summer with former ISU punter Mike McCabe and Florida's Urban Meyer, a former ISU assistant.
P	19	Bobby Kelsey* (Fr. • 6-1 • 225 • Channahon, Ill.)	Worked out this summer with former ISU punter Mike McCabe and Florida's Urban Meyer, a former ISU assistant.
LS	43	Jake Weber*** (Sr. • 6-2 • 233 • Peoria, Ill.)	Interned over the summer with PricewaterhouseCoopers.
HD	9	Tom Nelson* (So. • 6-0 • 195 • Arlington Heights, Ill.)	Likes to spend his off-weekends golfing with his dad, and favorite course is Rolling Green Country Club.
KR	86	Jason Horton** (Jr. • 6-0 • 185 • Bolingbrook, Ill.)	Played ice hockey during the seventh and eighth grade.
		9 Tom Nelson* (So. • 6-0 • 195 • Arlington Heights, Ill.)	Likes to spend his off-weekends golfing with his dad, and favorite course is Rolling Green Country Club.
PR	9	Tom Nelson* (So. • 6-0 • 195 • Arlington Heights, Ill.)	Likes to spend his off-weekends golfing with his dad, and favorite course is Rolling Green Country Club.



## ILLINOIS STATE'S ALPHABETICAL TRAVEL ROSTER

No.	Name	Pos.	Ht.	Wt.	Yr.	Hometown (Last School)
27	Alan Abrams	RB	6-0	205	Jr.	Orlando, Fla. (Mississippi)
93	Adam Blankenship	DL	6-2	245	So.	Tulsa, Okla. (Nebraska)
22	Geno Blow	RB	5-11	190	Fr.	Seabrook, Texas (Clear Lake)
32	Brandon Bradbury	WR	5-7	160	Jr.	Chicago, Ill. (Millikin)
12	Kevin Brockway*	QB	6-4	225	So.	Crystal Lake, Ill. (South)
1	Jesse Caesar**	DB	5-11	185	Jr.	Rockledge, Fla. (Rockledge)
44	Niall Campbell***	LB	6-2	230	Sr.	Lemont, Ill. (Chicago Mt. Carmel)
51	Brennan Carroll	LB	6-2	215	So.	Hoffman Estates, Ill. (Hoffman Estates HS)
48	Pat Cucci*	LB	6-1	240	So.	Winter Springs, Fla. (Winter Springs)
17	Jared Dall	WR	5-11	200	Jr.	Arlington Heights, Ill. (Harper JC)
75	Janiah Downing***	OL	6-3	310	Sr.	North Marion, Fla. (North Marion)
7	Luke Drone**	QB	6-2	210	Jr.	Mt. Carmel, Ill. (Mt. Carmel)
16	Preston Earl	QB	6-2	210	Fr.	Lincolnshire, Ill. (Stevenson)
3	Alex Filiin***	DL	6-4	220	Sr.	Skokie, Ill. (Niles West)
14	Tyler Funk	P/K	6-0	165	Fr.	Racine, Wis. (William Horlick)
35	Garin Harcar	RB	5-11	255	RFr.	Grand Ridge, Ill. (Ottawa)
34	Marques Hawkins*	LB	5-8	210	Sr.	Chandler, Ariz. (Phoenix College)
11	Kelvyn Hemphill	DB	6-2	175	Fr.	San Antonio, Texas (O'Connor)
86	Jason Horton**	WR	6-0	185	Jr.	Bolingbrook, Ill. (Neuqua Valley)
59	Bill Hronec**	LB	6-2	225	Jr.	Evergreen Park, Ill. (Chicago Mt. Carmel)
97	Kaschiev Hunter*	DL	6-2	290	So.	Marietta, Ga. (Harrison)
71	Jeff Huntzinger*	OL	6-3	285	Jr.	Tulsa, Okla. (Union)
4	Pierre Jackson**	WR	6-1	175	Sr.	Chicago, Ill. (Minnesota)
13	Kurt James	DB	6-1	205	So.	Elmhurst, Ill. (Immaculate Conception)
78	Brandon Joyce	OL	6-5	310	Jr.	St. Charles, Mo. (Indiana)
42	Jeremy Jojnt	TE	6-3	255	Jr.	Emmetsburg, Iowa (Iowa Central CC)
77	Muhammad Kahlun	OL	6-4	290	RFr.	Garland, Texas (Lakeview Centennial)
84	Clint Keller	TE	6-3	250	Jr.	Lexington, Ky. (Paul Laurence Dunbar)
19	Bobby Kelsey*	K/P	6-1	225	So.	Channahon, Ill. (Providence Catholic)
25	Leon Kittrell***	DB	5-9	165	Sr.	Oak Creek, Wis. (Oak Creek)
23	Lamont Lagrone*	DB	5-10	175	Sr.	Houston, Texas (East Mississippi CC)
79	Jonathan Lyon	OL	6-8	300	Jr.	Urbana, Ill. (Urbana)
68	Erik Madsen	OL	6-3	285	So.	Bolingbrook, Ill. (Joliet Catholic)
73	Justin Martindale***	DL	6-2	255	Sr.	Wadsworth, Ill. (Warren Township)
36	Kevin Mazur*	K/P	5-10	195	So.	Mt. Prospect, Ill. (John Hersey)
85	Warren McCarty	WR	6-4	200	RFr.	Roscoe, Ill. (Hononegah)
47	Kedric Meredith*	FB	6-3	260	So.	Peoria, Ill. (Richwoods)
83	Dave Mordis**	TE	6-3	270	Jr.	Palos Park, Ill. (Stagg)
9	Tom Nelson*	DB	6-0	195	So.	Arlington Heights, Ill. (John Hersey)
69	Joe Niklasch*	OL	6-4	280	So.	Hartland, Wis. (Arrowhead)
80	Dan Passarelli**	WR	5-11	190	Jr.	Naperville, Ill. (Northern Illinois)
62	Mike Piton	DL	6-2	255	Fr.	Palos Hills, Ill. (Stagg)
5	Pierre Rembert*	RB	6-0	220	Sr.	Milwaukee, Wis. (Michigan)
26	Cortes Rice*	RB	6-2	215	So.	Los Alamitos, Calif. (Los Alamitos)
2	Rafael Rice*	RB	5-11	220	Jr.	Los Alamitos, Calif. (Fullerton JC)
30	Garry Roberts*	DB	6-2	210	Jr.	Edna, Texas (Edna)
81	Laurént Robinson***	WR	6-2	195	Sr.	Rockledge, Fla. (Rockledge)
10	Jake Rourke*	WR	6-3	185	So.	Chatham, Ill. (Glenwood)
55	J.W. Sheering	LB	6-2	215	RFr.	Clinton, Ill. (Clinton)
90	Dan Simnick*	DL	6-2	260	Jr.	Naperville, Ill. (North)
40	Cameron Siskowic***	LB	6-2	225	Sr.	San Diego, Calif. (Washington St.)
45	Kyle Siskowic	LB	6-1	220	RFr.	San Diego, Calif. (Clairemont)
24	Chance Smith	DB	5-11	180	RFr.	Columbus, Ohio (Beechcroft)
60	Tom Speer	DL	6-4	215	RFr.	Macomb, Ill. (Macomb)
65	Billy Speiser	OL	6-5	295	Jr.	Warrenton, Mo. (Iowa Central CC)
99	James Stevenson III*	DL	6-3	250	Jr.	Franklinville, N.J. (Illinois)
6	Kye Stewart**	LB	6-0	205	Jr.	Nashville, Tenn. (Pearl-Cohn)
61	Jonathan St-Pierre	OL	6-3	301	So.	Longueuil, Quebec (Miami (Fla.))
37	Jason Tate	DB	5-11	175	Fr.	Lake Mary, Fla. (Seminole)
95	Ronnie Tate*	DL	6-3	260	Sr.	Glendale, Ariz. (Glendale CC)
28	James Temple***	DB	6-0	210	Sr.	Savannah, Ga. (Savannah)
94	Jarek Thomas**	DL	6-3	275	Jr.	Orlando, Fla. (Edgewater)
43	Jake Weber***	LS	6-2	235	Sr.	Peoria, Ill. (Dunlap)
41	Dan Weiner	WR	6-1	190	Jr.	Chicago, Ill. (Palomar College)
88	Bert Whigham	TE	6-4	230	RFr.	Lake Mary, Fla. (Seminole)
58	Mark Whitaker*	LB	6-1	210	Jr.	Moline, Ill. (Drake)
66	Isaiah Wiggins**	OL	6-3	290	Jr.	Chicago, Ill. (Prosser)
57	Brandon Wilson	DL	6-2	210	Fr.	San Antonio, Texas (John Jay)

## NUMERICAL TRAVEL ROSTER

No.	Name	Pos.	No.	Name	Pos.
1	Jesse Caesar	DB	45	Kyle Siskowic	LB
2	Rafael Rice	RB	47	Kedric Meredith	FB
3	Alex Filiin	DL	48	Pat Cucci	LB
4	Pierre Jackson	WR	51	Brennan Carroll	LB
5	Pierre Rembert	RB	55	J.W. Sheering	LB
6	Kye Stewart	LB	57	Brandon Wilson	DL
7	Luke Drone	QB	58	Mark Whitaker	LB
9	Tom Nelson	DB	59	Bill Hronec	LB
10	Jake Rourke	WR	60	Tom Speer	DL
11	Kelvyn Hemphill	DB	61	Jonathan St-Pierre	OL
12	Kevin Brockway	QB	62	Mike Piton	DL
13	Kurt James	DB	65	Billy Speiser	OL
14	Tyler Funk	K/P	66	Isaiah Wiggins	OL
16	Preston Earl	QB	68	Erik Madsen	OL
17	Jared Dall	WR	69	Joe Niklasch	OL
19	Bobby Kelsey	K/P	71	Jeff Huntzinger	DL
22	Geno Blow	RB	73	Justin Martindale	OL
23	Lamont Lagrone	DB	75	Janiah Downing	OL
24	Chance Smith	DB	77	Muhammad Kahlun	OL
25	Leon Kittrell	DB	78	Brandon Joyce	OL
26	Cortes Rice	RB	79	Jonathan Lyon	OL
27	Alan Abrams	RB	80	Dan Passarelli	WR
28	James Temple	DB	81	Laurént Robinson	WR
30	Garry Roberts	DB	83	Dave Mordis	TE
32	Brandon Bradbury	WR	84	Clint Keller	TE
34	Marques Hawkins	LB	85	Warren McCarty	WR
35	Garin Harcar	FB	86	Jason Horton	WR
36	Kevin Mazur	K/P	88	Bert Whigham	TE
37	Jason Tate	DB	90	Dan Simnick	DL
40	Cameron Siskowic	LB	93	Adam Blankenship	DL
41	Dan Weiner	WR	94	Jarek Thomas	DL
42	Jeremy Jojnt	TE	95	Ronnie Tate	DL
43	Jake Weber	LS	97	Kaschiev Hunter	DL
44	Niall Campbell	LB	99	James Stevenson	DL

## PRONUNCIATIONS

Jesse Caesar	SEE-zahr
Niall Campbell	NILE
Pat Cucci	COO-chee
Luke Drone	rhymes with bone
Alex Filiin	FILL-in
Brent Gritton	GRIT-on
Garin Harcar	GARE-in HAR-car
Marques Hawkins	MAR-kuss
Osric Hayes	OZ-rick
Bill Hronec	RON-ick
Kaschiev Hunter	ka-SHEEV
Muhammad Kahlun	ka-LEON
Drew Kempe	KEM-pee
Ansu Kpandeyenge	an-SUE pan-DEE-in-GEE
Greg Laffere	LA-fair
Lamont Lagrone	la-GROWN
Andrew Marlier	MAR-leer
Joe Niklasch	NICK-lash
Michael Osifalajujo	OH-see-fa-LU-jo
Dan Passarelli	PASS-uh-rel-ee
Nick Passarelli	PASS-uh-rel-ee
Mike Piton	last name rhymes with "kitten"
Laurént Robinson	Loor-RAUNT
Cameron Siskowic	SIS-co-wick
Kyle Siskowic	SIS-co-wick
Babatunde Soyebó	BAH-buh-toon-day SOY-ay-bow
Tony Trujillo	TRUE-hee-yoh
Dane Zumbahlen	zum-BAH-len

**2006 GFC STANDINGS**

	GATEWAY			OVERALL		
	W	L	PCT	W	L	PCT
Northern Iowa	0	0	.000	1	0	1.000
Southern Illinois	0	0	.000	1	0	1.000
Western Illinois	0	0	.000	1	0	1.000
Youngstown State	0	0	.000	1	0	1.000
<b>Illinois State</b>	<b>0</b>	<b>0</b>	<b>.000</b>	<b>0</b>	<b>1</b>	<b>.000</b>
Indiana State	0	0	.000	0	1	.000
Missouri State	0	0	.000	0	1	.000
Western Kentucky	0	0	.000	0	1	.000

**2006 PRESEASON POLL**

1. Northern Iowa (22)	239
2. Youngstown State (7)	208
3. Illinois State (2)	190
4. Southern Illinois	160
5. Western Kentucky (1)	141
6. Western Illinois	103
7. Missouri State	79
8. Indiana State	32

**SCHOLAR-BALLER™**

During the 2006 season, the players listed on the left will wear the patch (shown below) on their uniform to signify their scholar baller™ status.

**ISU's 2005-06 Scholar Ballers™ (2.75 GPA or higher)**

Chance Allard #	Brian Arndt \$
Tristian Borzick \$	Mike Brewer
Kevin Brockway	Mike Calegari #
Niall Campbell	Brennan Carroll
Stephen Carroll #	Wally Cirafesi
Montel Conner \$	Graham Corcoran #
Pat Cucci	Stafford Davis \$
Jonathan Denley	Janiah Downing
Luke Drone \$	Greg Faulkner #
Alex Filin	Eric Follmer
Barry Hartman	Marcus Hayden
Osrice Hayes #	Bill Hronec \$
Pierre Jackson \$	Kurt James
Muhammad Kahlun \$	Kyle Korth \$
Ansu Kpandeyenge #	Kevin Kreger
Anthony Kummer	Keith Lesniak #
Jonathan Lyon	Justin Martindale
Warren McCarty	Kedric Meredith
Matt Miglin	Tom Nelson#
Joe Niklasch	Nick Passarelli #
Jeremy Redic #	Rafael Rice
Laurént Robinson	William Rolle
Eyad Salem #	Dan Simnick
Cameron Siskowic \$	Kyle Siskowic \$
Babatunde Soyebó #	Mike Stegeman
Kye Stewart #	James Temple #
Jarek Thomas	Ryan Thorne #
Robert Tomei #	Tom Walters #
Jake Weber #	Dan Weiner #
Bert Whigham #	Mark Whitaker
Isaiah Wiggins	Sam Yeargin \$

# indicates Spring 2006 only member; \$ indicates Fall 2005 only member

**2006 ILLINOIS STATE TEAM STATISTICS**

TEAM STATISTICS	ISU	OPP			
SCORING	23	24			
Points Per Game	23.0	24.0			
FIRST DOWNS	20	13			
Rushing	7	5			
Passing	11	8			
Penalty	2	0			
RUSHING YARDAGE	93	44			
Yards gained rushing	121	65			
Yards lost rushing	28	21			
Rushing Attempts	34	28			
Average Per Rush	2.7	1.6			
Average Per Game	93.0	44.0			
TDs Rushing	0	0			
PASSING YARDAGE	253	163			
Att-Comp-Int	38-24-1	26-15-2			
Average Per Pass	6.7	6.3			
Average Per Catch	10.5	10.9			
Average Per Game	253.0	163.0			
TDs Passing	3	0			
TOTAL OFFENSE	346	207			
Total Plays	72	54			
Average Per Play	4.8	3.8			
Average Per Game	346.0	207.0			
KICK RETURNS: #-YARDS	4-63	4-113			
PUNT RETURNS: #-YARDS	0-0	2-89			
INT RETURNS: #-YARDS	2-29	1-0			
KICK RETURN AVERAGE	15.8	28.2			
PUNT RETURN AVERAGE	0.0	44.5			
INT RETURN AVERAGE	14.5	0.0			
FUMBLES-LOST	1-1	1-0			
PENALTIES-YARDS	1-7	5-49			
Average Per Game	7.0	49.0			
PUNTS-YARDS	4-144	3-119			
Average Per Punt	36.0	39.7			
Net punt average	8.8	33.0			
TIME OF POSSESSION/GAME	34:11	25:49			
3RD-DOWN CONVERSIONS	9/17	5/13			
3rd-Down Pct	53%	38%			
4TH-DOWN CONVERSIONS	1/2	1/1			
4th-Down Pct	50%	100%			
SACKS BY-YARDS	2-10	3-17			
MISC YARDS	0	0			
TOUCHDOWNS SCORED	3	2			
FIELD GOALS-ATTEMPTS	1-1	3-4			
ON-SIDE KICKS	0-1	0-0			
RED-ZONE SCORES	4-4 100%	2-4 50%			
RED-ZONE TOUCHDOWNS	3-4 75%	0-4 0%			
PAT-ATTEMPTS	2-2 100%	1-1 100%			
ATTENDANCE	0	47250			
Games/Avg Per Game	0/0	1/47250			
Neutral Site Games		0/0			
SCORE BY QUARTERS	1st	2nd	3rd	4th	Total
Illinois State	3	0	7	13	23
Opponents	0	10	3	11	24

## 2006 ILLINOIS STATE INDIVIDUAL STATISTICS

RUSHING										FIELD GOALS										
G	Att	Gain	Loss	Net	Avg	TD	Long	Avg/G		FGM-FGA	Pct	01-19	20-29	30-39	40-49	50-99	Lg	Blk		
Rembert,Pierre	1	29	116	11	105	3.6	0	16	105.0	Mazur,Kevin	1-1	100.0	0-0	0-0	1-1	0-0	0-0	35	0	
Robinson,Laurent	1	1	5	0	5	5.0	0	5	5.0											
Drone,Luke	1	4	0	17	-17	-4.2	0	0	-17.0											
<b>Total.....</b>	<b>1</b>	<b>34</b>	<b>121</b>	<b>28</b>	<b>93</b>	<b>2.7</b>	<b>0</b>	<b>16</b>	<b>93.0</b>											
<b>Opponents.....</b>	<b>1</b>	<b>28</b>	<b>65</b>	<b>21</b>	<b>44</b>	<b>1.6</b>	<b>0</b>	<b>10</b>	<b>44.0</b>											

**FG SEQUENCE** **Illinois State**  
 Kansas State (35) **OPPONENTS**  
 Numbers in (parentheses) indicate field goal was made. 38,(52),(41),(30)

PASSING									PUNTING									
G	Effic	Att-Cmp-Int	Pct	Yds	TD	Lng	Avg/G		No.	Yds	Avg	Long	TB	FC	I20	Blkd		
Drone,Luke	1	139.87	24-38-1	63.2	253	3	70	253.0	Kelsey,Bobby	4	144	36.0	39	1	1	1	0	
<b>Total.....</b>	<b>1</b>	<b>139.87</b>	<b>24-38-1</b>	<b>63.2</b>	<b>253</b>	<b>3</b>	<b>70</b>	<b>253.0</b>	<b>Total.....</b>	<b>4</b>	<b>144</b>	<b>36.0</b>	<b>39</b>	<b>1</b>	<b>1</b>	<b>1</b>	<b>0</b>	
<b>Opponents.....</b>	<b>1</b>	<b>94.97</b>	<b>15-26-2</b>	<b>57.7</b>	<b>163</b>	<b>0</b>	<b>31</b>	<b>163.0</b>	<b>Opponents.....</b>	<b>3</b>	<b>119</b>	<b>39.7</b>	<b>44</b>	<b>1</b>	<b>1</b>	<b>1</b>	<b>0</b>	

RECEIVING									KICKOFFS							ALL PURPOSE											
G	No.	Yds	Avg	TD	Long	Avg/G			No.	Yds	Avg	TB	OB	Retn	Net	YdLn		G	Rush	Rec	PR	KOR	IR	Tot	Avg/G		
Robinson,Laurent	1	9	77	8.6	2	22	77.0	Kelsey,Bobby	4	238	59.5	0	0					Rembert,Pierre	1	105	12	0	32	0	149	149.0	
Mordis,Dave	1	4	31	7.8	0	14	31.0	<b>Total.....</b>	<b>4</b>	<b>238</b>	<b>59.5</b>	<b>0</b>	<b>0</b>	<b>113</b>	<b>31.2</b>	<b>33</b>		Jackson,Pierre	1	0	88	0	0	0	88	88.0	
Rembert,Pierre	1	4	12	3.0	0	14	12.0	<b>Opponents.....</b>	<b>6</b>	<b>377</b>	<b>62.8</b>	<b>2</b>	<b>0</b>	<b>63</b>	<b>45.7</b>	<b>19</b>		Robinson,Laurent	1	5	77	0	0	0	82	82.0	
Jackson,Pierre	1	3	88	29.3	1	70	88.0											Horton,Jason	1	0	21	0	31	0	52	52.0	
Horton,Jason	1	3	21	7.0	0	8	21.0											Mordis,Dave	1	0	31	0	0	0	31	31.0	
Rourke,Jake	1	1	24	24.0	0	24	24.0											Nelson,Tom	1	0	0	0	0	0	29	29.0	
<b>Total.....</b>	<b>1</b>	<b>24</b>	<b>253</b>	<b>10.5</b>	<b>3</b>	<b>70</b>	<b>253.0</b>											Rourke,Jake	1	0	24	0	0	0	0	24	24.0
<b>Opponents.....</b>	<b>1</b>	<b>15</b>	<b>163</b>	<b>10.9</b>	<b>0</b>	<b>31</b>	<b>163.0</b>											Drone,Luke	1	-17	0	0	0	0	-17	-17.0	

PUNT RETURNS					
No.	Yds	Avg	TD	Long	
<b>Total.....</b>	<b>0</b>	<b>0</b>	<b>0.0</b>	<b>0</b>	<b>0</b>
<b>Opponents.....</b>	<b>2</b>	<b>89</b>	<b>44.5</b>	<b>1</b>	<b>81</b>

INTERCEPTIONS					
No.	Yds	Avg	TD	Long	
Nelson,Tom	2	29	14.5	0	18
<b>Total.....</b>	<b>2</b>	<b>29</b>	<b>14.5</b>	<b>0</b>	<b>18</b>
<b>Opponents.....</b>	<b>1</b>	<b>0</b>	<b>0.0</b>	<b>0</b>	<b>0</b>

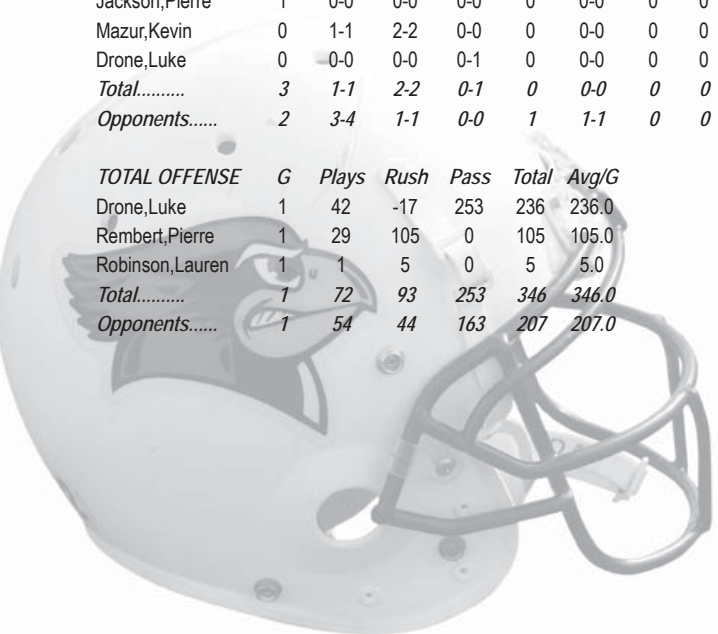
KICK RETURNS					
No.	Yds	Avg	TD	Long	
Horton,Jason	3	31	10.3	0	14
Rembert,Pierre	1	32	32.0	0	32
<b>Total.....</b>	<b>4</b>	<b>63</b>	<b>15.8</b>	<b>0</b>	<b>32</b>
<b>Opponents.....</b>	<b>4</b>	<b>113</b>	<b>28.2</b>	<b>0</b>	<b>41</b>

FUMBLE RETURNS					
No.	Yds	Avg	TD	Long	
<b>Total.....</b>	<b>0</b>	<b>0</b>	<b>0.0</b>	<b>0</b>	<b>0</b>
<b>Opponents.....</b>	<b>1</b>	<b>9</b>	<b>9.0</b>	<b>1</b>	<b>9</b>

|----- PATS -----|

SCORING									
TD	FGs	Kick	Rush	Rcv	Pass	DXP	Saf	Points	
Robinson,Lauren	2	0-0	0-0	0-0	0	0-0	0	0	12
Jackson,Pierre	1	0-0	0-0	0-0	0	0-0	0	0	6
Mazur,Kevin	0	1-1	2-2	0-0	0	0-0	0	0	5
Drone,Luke	0	0-0	0-0	0-1	0	0-0	0	0	0
<b>Total.....</b>	<b>3</b>	<b>1-1</b>	<b>2-2</b>	<b>0-1</b>	<b>0</b>	<b>0-0</b>	<b>0</b>	<b>0</b>	<b>23</b>
<b>Opponents.....</b>	<b>2</b>	<b>3-4</b>	<b>1-1</b>	<b>0-0</b>	<b>1</b>	<b>1-1</b>	<b>0</b>	<b>0</b>	<b>24</b>

TOTAL OFFENSE						
G	Plays	Rush	Pass	Total	Avg/G	
Drone,Luke	1	42	-17	253	236	236.0
Rembert,Pierre	1	29	105	0	105	105.0
Robinson,Lauren	1	1	5	0	5	5.0
<b>Total.....</b>	<b>1</b>	<b>72</b>	<b>93</b>	<b>253</b>	<b>346</b>	<b>346.0</b>
<b>Opponents.....</b>	<b>1</b>	<b>54</b>	<b>44</b>	<b>163</b>	<b>207</b>	<b>207.0</b>



**2006 ILLINOIS STATE DEFENSIVE STATISTICS**

DEFENSIVE LEADERS	GP	TACKLES				SACKS		PASS DEF			FUMBLES		BLKD	
		SOLO	AST	TOTAL	TFL/YDS	NO-YARDS	INT-YDS	BRUP	QBH	RCV-YDS	FF	KICK	SAF	
40 Siskowic,Cameron	1	8	7	15	1.0-1	1.0-1	.	.	.	.	.	.	.	
6 Stewart,Kye	1	8	5	13	2.5-12	1.0-9	.	.	.	.	.	.	.	
44 Campbell,Niall	1	3	3	6	1.5-2	.	.	.	.	.	.	.	.	
25 Kittrell,Leon	1	2	3	5	.	.	.	1	.	.	.	.	.	
94 Thomas,Jarek	1	2	1	3	.	.	.	.	.	.	.	.	.	
28 Temple,James	1	1	2	3	.	.	.	.	.	.	.	.	.	
59 Hronec,Bill	1	3	.	3	1.0-2	.	.	.	.	.	.	.	.	
19 Kelsey,Bobby	1	2	.	2	.	.	.	.	.	.	.	.	.	
95 Tate,Ronnie	1	2	.	2	.	.	.	2	.	.	.	.	.	
73 Martindale,Justin	1	1	1	2	.	.	.	.	.	.	1	.	.	
93 Blankenship,Adam	1	.	1	1	.	.	.	.	.	.	.	.	.	
90 Simnick,Dan	1	.	1	1	.	.	.	.	.	.	.	.	.	
1 Caesar,Jesse	1	1	.	1	.	.	.	.	.	.	.	.	.	
34 Hawkins,Marques	1	1	.	1	.	.	.	.	.	.	.	.	.	
4 Jackson,Pierre	1	.	1	1	.	.	.	.	.	.	.	.	.	
9 Nelson, Tom	1	.	.	.	.	.	2-29	1	.	.	.	.	.	
<i>Total.....</i>	<i>1</i>	<i>34</i>	<i>25</i>	<i>59</i>	<i>6-17</i>	<i>2-10</i>	<i>2-29</i>	<i>4</i>	.	.	<i>1</i>	.	.	
<i>Opponents.....</i>	<i>1</i>	<i>41</i>	<i>34</i>	<i>75</i>	<i>10.0-31</i>	<i>3-17</i>	<i>1-0</i>	<i>6</i>	.	<i>1-9</i>	<i>1</i>	.	.	



## 2006 GAME-BY-GAME INDIVIDUAL STATISTICS

### Rushing (Att.-Yds.-TD)

Opp.	Abrams	Blow	C. Rice	R. Rice	Drone	Rembert
at Kansas St.	dnp	dnp	dnp	0-0-0	4-(-17)-0	29-105-0
C. Arkansas						
E. Illinois						
at Murray St.						
at Western Ky.						
S. Illinois						
at W. Illinois						
Y'stown St.						
Missouri St.						
at Indiana St.						
at N. Iowa						

### Passing (Comp.-Att.-Int.-Yds.-TD)

Opp.	Brockway	Drone	Earl
at Kansas St.	dnp	24-38-1-253-3	dnp
C. Arkansas			
E. Illinois			
at Murray St.			
at Western Ky.			
S. Illinois			
at W. Illinois			
Y'stown St.			
Missouri St.			
at Indiana St.			
at N. Iowa			

### Kicking Stats

Opp.	Kelsey			Mazur		
	FG	FG Seq.	PAT	FG	FG Seq.	PAT
at Kansas St.	0-0		0-0	1-1	35	2-2
C. Arkansas						
E. Illinois						
at Murray St.						
at Western Ky.						
S. Illinois						
at W. Illinois						
Y'stown St.						
Missouri St.						
at Indiana St.						
at N. Iowa						

### Punting

Opp.	Kelsey (No.-Avg.-Long)	50+	I-20	I-10	I-5
C. Arkansas					
E. Illinois					
at Murray St.					
at Western Ky.					
S. Illinois					
at W. Illinois					
Y'stown St.					
Missouri St.					
at Indiana St.					
at N. Iowa					

### Receivers (Rec.-Yards.-TD)

	KSU	UCA	EIU	Murray	WKU	SIU	WIU	YSU	MSU	INS	UNI
Horton	3-21-0										
Jackson	3-88-1										
Mordis	4-31-0										
Robinson	9-77-2										
Rourke	1-24-0										

### Defense (UT-AT-TT-TFL-FR-I-PBU-S)

	KSU	UCA	EIU	Murray	WKU	SIU	WIU	YSU	MSU	INS	UNI
Blankenship	0-1-1-0-0-0-0										
Caesar	1-0-1-0-0-0-0										
Campbell	3-3-6-1.5-0-0-0										
Hawkins	1-0-1-0-0-0-0										
Hronec	3-0-3-1-0-0-0										
Kittrell	2-3-5-0-0-0-1										
Martindale	1-1-2-0-0-0-0										
Nelson	0-0-0-0-0-2-1										
Simnick	0-1-1-0-0-0-0										
Siskowic, C.	8-7-15-1-0-0-1										
Stewart	8-5-13-2.5-0-0-1										
Tate, R.	2-0-2-0-0-0-2										
Temple	1-2-3-0-0-0-0										
Thomas	2-1-3-0-0-0-0										



**REDBIRD CAPTAINS**


Game	Redbird Captains
at Kansas St.	Campbell, Drone, Robinson, Temple
C. Arkansas	
E. Illinois	
at Murray St.	
at Western Ky.	
S. Illinois	
at W. Illinois	
Y'stown St.	
Missouri St.	
at Indiana St.	
at N. Iowa	

**GFC PLAYERS OF THE WEEK****OFFENSE**

Sept. 4 - Laurént Robinson (WR - 9 rec., 77 yds., 2 TDs)

**2006 PLAYER PARTICIPATION**

	KSU	UCA	EIU	Murray	WKU	SIU	WIU	YSU	MSU	INS	UNI
Blankenship, Adam	x										
Caesar, Jesse	S-CB										
Campbell, Niall	x										
Cucci, Pat	S-SLB										
Downing, Janiah	S-RG										
Drone, Luke	S-QB										
Filin, Alex	x										
Harcar, Garin	x										
Hawkins, Marques	x										
Horton, Jason	x										
Hronec, Bill	S-MLB										
Jackson, Pierre	S-WR										
Joynt, Jeremy	x										
Keller, Clint	x										
Kelsey, Bobby	x										
Kittrell, Leon	S-CB										
Lyon, Jonathan	S-RT										
Madsen, Erik	S-C										
Martindale, Justin	S-DT										
Mazur, Kevin	x										
Meredith, Kedric	S-TE										
Mordis, Dave	S-HB										
Nelson, Tom	S-FS										
Niklasch, Joe	S-LG										
Passarelli, Dan	x										
Rembert, Pierre	S-TB										
Rice, Rafael	x										
Roberts, Garry	x										
Robinson, Laurént	S-WR										
Rourke, Jake	x										
Simmick, Dan	x										
Siskowic, Cameron	x										
Speer, Tom	x										
Speiser, Bill	x										
Stevenson, James	S-DE										
Stewart, Kye	S-WLB										
Tate, Jason	x										
Tate, Ronnie	S-DE										
Temple, James	S-SS										
Thomas, Jarek	S-DT										
Weber, Jake	x										
Whitaker, Mark	x										
Wiggins, Isaiah	S-LT										



**THE SPORTS NETWORK POLL**

Team (first place votes)	Pts.	Prv. Rank
1. Appalachian State (43)	2,478	1
2. New Hampshire (31)	2,437	2
3. Northern Iowa* (13)	2,329	4
4. Furman (3)	2,177	5
5. Cal Poly (4)	2,127	6
6. Montana (2)	2,014	3
7. Illinois State	1,760	9
8. Youngstown State* (1)	1,755	7
9. Massachusetts	1,748	10
10. Richmond (2)	1,709	15
11. Montana State (7)	1,695	22
12. James Madison	1,455	8
13. Georgia Southern	1,229	12
14. Hampton	1,225	13
15. Delaware	987	16
16. McNeese State	954	11
17. Southern Illinois*	834	17
18. North Dakota State	795	19
19. UC Davis	794	21
20. Eastern Illinois	774	14
21. Portland State (1)	721	NR
22. Texas State	712	18
23. Eastern Kentucky	414	20
24. Nicholls State	406	24
25. Lafayette	164	NR


\*Gateway Football Conference member  
 Illinois State opponent

**REDBIRDS IN THE POLLS**

	TSN	USA Today/ESPN
Pre-Season	9	No Poll
Week 1	7	

**ILLINOIS STATE' SCORING DRIVES/PLAYS**

Qtr.	Opponent	Time	Scoring Play	Conversion	Plays-Yds.	TOP	Score
1	Kansas State	9:42	Mazur 35-yard field goal		11-53	4:41	3-0
3	Kansas State	12:25	Robinson 4-yard pass from Drone	Mazur kick	7-86	2:35	10-10
4	Kansas State	12:35	Robinson 2-yard pass from Drone	Mazur kick	13-80	7:00	17-13
4	Kansas State	3:02	Jackson 3-yard pass from Drone	Rush Failed	11-47	5:23	23-24



**OPPONENT SCORING DRIVES/PLAYS**

Qtr.	Opponent	Time	Scoring Play	Conversion	Plays-Yds.	TOP	Score
2	Kansas State	4:54	Snodgrass 52-yard field goal		13-59	4:52	3-3
2	Kansas State	1:55	Figurs 81-yard punt return	Snodgrass kick			3-10
3	Kansas State	4:35	Snodgrass 41-yard field goal		7-10	3:28	10-13
4	Kansas State	8:36	Snodgrass 30-yard field goal		10-45	3:50	17-16
4	Kansas State	8:25	Garvin 9-yard fumble recovery	Norwood catch			17-24

**NATIONAL RANKINGS**

Team Statistics	Rank	Avg.
Rushing Offense	62	93.00
Passing Offense	16	253.00
Total Offense	30	346.00
Scoring Offense	36	23.00
Rushing Defense	9	44.00
Pass Efficiency Defense	30	94.98
Total Defense	21	207.00
Scoring Defense	55	24.00
Net Punting	102	8.75
Punt Returns	t70	0.00
Kickoff Returns	78	15.75
Turnover Margin	t46	.00
Pass Defense	55	163.00
Passing Efficiency	25	139.92
Sacks	t27	2.00
Tackles for Loss	38	6.00
Sacks Allowed	t68	3.00

**Individual Statistics in the Top 20**

Pierre Rembert - Rushing	t18	105.00
Luke Drone - Passing Efficiency	18	139.87
Luke Drone - Total Offense	17	236.00
Laurént Robinson - Receptions	5	9.00
Tom Nelson - Interceptions	t1	2.00
Laurént Robinson - Scoring	t9	12.00
Cameron Siskowic - Sacks	t18	1.00
Kye Stewart - Sacks	t18	1.00
Cameron Siskowic - Total Tackles	1	15.00
Kye Stewart - Total Tackles	4	12.00
Kye Stewart - Tackles for Loss	t3	2.50

**TOP FIVE UNDER JOHNSON**

Here is a top five list of ISU players that have passed for 300 yards or rushed or caught 100 yards in Denver Johnson's tenure:

**100-Yard Rushing Games (41)**

272. Pierre Rembert at Missouri State (11/5/05)
239. Sha-Ron Edwards at Missouri State (11/8/03)
233. Sha-Ron Edwards vs. Western Ky. (10/18/03)
222. Brian Thompson vs. Y'stown State (10/23/04)
210. Quincy Washington vs. Quincy (9/7/02)

**300-Yard Passing Games (11)**

440. Luke Drone vs. Indiana State (11/12/05)
385. Mike Souza at Illinois (9/6/03)
372. Yance Vaughan at Minnesota (9/11/04)
350. Kevin Glenn vs. Missouri State (11/18/00)
348. Yance Vaughan at Indiana State (10/2/04)

**100-Yard Receiving Games (19)**

292. Laurént Robinson vs. Indiana State (11/12/05)
243. Laurént Robinson vs. Northern Iowa (10/22/05)
243. Dwayne Smith at Illinois (9/6/03)
183. Vito Golson vs. Northern Iowa (10/27/01)
180. Laurént Robinson at Southern Illinois (10/15/05)

**ISU LONG PLAYS**

Plays of 20 or more yards from scrimmage ...

	ISU	Opp.
at Kansas St.	3	2
C. Arkansas		
E. Illinois		
at Murray St.		
at Western Ky.		
S. Illinois		
at W. Illinois		
Y'stown St.		
Missouri St.		
at Indiana St.		
at N. Iowa		





## THE REDBIRDS' RECORD WHEN

	2006	DJ Era*
Playing at home	0-0	22-13
Playing on the road	0-1	10-23
Playing on a neutral field	0-0	0-0
Playing at night	0-1	11-10
Playing during the day	0-0	21-26
ISU scores on first possession	0-1	16-5
Opponent scores on first possession	0-0	9-17
ISU scores first	0-1	18-8
Opponent scores first	0-0	13-27
ISU leads after the 1st quarter	0-1	16-8
Opponent leads after 1st quarter	0-0	7-23
ISU leads at halftime	0-0	20-8
Opponent leads at halftime	0-1	8-26
ISU leads after 3rd quarter	0-0	21-6
Opponent leads after 3rd quarter	0-1	8-29
Game goes into overtime	0-0	1-2
ISU has more total yards	0-1	25-15
Opponent has more total yards	0-0	6-22
ISU has more rushing yards	0-1	25-13
Opponent has more rushing yards	0-0	6-24
ISU has more passing yards	0-1	23-20
Opponent has more passing yards	0-0	8-16
ISU has more turnovers	0-0	10-23
Opponent has more turnovers	0-0	16-8
Teams have equal turnovers	0-0	5-5
ISU has more penalties	0-0	16-17
Opponent has more penalties	0-1	12-18
ISU has more time of possession	0-1	18-15
Opponent has more time of possession	0-0	12-22
ISU has 100-yard rusher	0-1	25-15
Opponent has 100-yard rusher	0-0	12-21
ISU scores at least 20 points	0-1	28-17
Opponent scores at least 20 points	0-1	12-33
ISU throws for 300 yards	0-0	8-5
Opponent throws for 300 yards	0-0	1-10
Playing on natural grass	0-0	2-7
Playing on artificial surface	0-1	28-31
ISU defense scores	0-0	7-5
Opponent defense scores	0-0	2-11
ISU returns KO/Punt for TD	0-0	1-0
Opponent returns KO/Punt for TD	0-1	2-3

\*Denotes the Denver Johnson era (2000-present)

## THE LAST TIME IT HAPPENED

ILLINOIS STATE INDIVIDUAL	
Rushed for 100 yards	105, Pierre Rembert at Kansas State, 9-2-06
Rushed for 200 yards	272, Pierre Rembert at Missouri State, 11-5-05
Passed for 200 yards	253, Luke Drone at Kansas State, 9-2-06
Passed for 300 yards	440, Luke Drone vs. Indiana State, 11-12-05
Passed for 400 yards	440, Luke Drone vs. Indiana State, 11-12-05
Had 10 receptions	14, Laurént Robinson vs. Indiana State, 11-12-05
Had 100 yards receiving	292, Laurént Robinson vs. Indiana State, 11-12-05
Returned a punt for a TD	Joe Walkins (52 yards) vs. Y'stown St., 10-23-04
Returned a kickoff for a TD	LaShawn Bullock (97 yards) vs. Y'stown St., 10-23-04
Returned an interception for a TD	Kye Stewart (21 yards) vs. Western Kentucky, 10-8-05
Returned a fumble for a TD	James Temple (56 yards) vs. Western Kentucky, 10-8-05
Returned a blocked FG for a TD	Armando Andrade (85 yards) vs. W. Va. Tech, 8-31-00
Returned a blocked punt for a TD	Justin Frierson (28 yards) vs. Prairie View A&M, 10-21-00
Rushed for three touchdowns	3, Cortes Rice vs. Indiana State, 11-12-05
Threw three touchdown passes	3, Luke Drone at Kansas State, 9-2-06
Caught three touchdown passes	3, Laurént Robinson vs. Indiana State, 11-12-05
Kicked three field goals	3, Stephen Carroll vs. Y'stown St., 10-23-04
Had a 70-yard run from scrimmage	70, Demetrus Johnson vs. Saint Xavier, 9-2-04
Had a 70-yard pass completion	88, Luke Drone to Laurént Robinson vs. Drake, 9-10-05
Had 20 tackles	21, Boomer Grigsby at Indiana State, 10-2-04
Had 50-yard field goal	50, Stephen Carroll at S. Illinois, 10-14-03
Had a 70-yard punt	70, Ryan Hoffman vs. Y'stown St., 10-23-04

ILLINOIS STATE TEAM	
400 yards rushing	405 vs. Youngstown State, 11-14-98
300 yards rushing	341 at Missouri State, 11-5-05
400 yards passing	440 vs. Indiana State, 11-12-05
300 yards passing	440 vs. Indiana State, 11-12-05
500 yards total offense	708 vs. Indiana State, 11-12-05
30 first downs	35 vs. Indiana State, 11-12-05
50 points	70 vs. Indiana State, 11-12-05
Scored a safety	at Youngstown State (sacked punter), 10-25-03
Posted a shutout	Illinois State 42, Murray State 0, 9-24-05
Held an opponent under 100 yards rushing	44 at Kansas State, 9-2-06
Held an opponent under 100 yards passing	99 vs. Indiana State, 11-12-05
Held an opponent under 200 total yards	135 vs. Murray State, 9-24-05
Held an opponent under 100 total yards	87 vs. Lincoln, 9-1-84
Blocked a punt	at Northern Iowa, 11-13-04
Blocked a field goal	vs. Drake, 9-10-05
Blocked an extra point attempt	vs. Drake, 9-10-05

OPPONENT INDIVIDUAL	
Rushed for 100 yards	142, Andre Forte, Indiana State, 11-12-05
Rushed for 200 yards	207, Julian Reese, Indiana State, 11-10-01
Passed for 200 yards	280, Steve LaFalce, Western Illinois, 10-29-05
Passed for 300 yards	314, Bret Meyer, Iowa State, 9-3-05
Passed for 400 yards	460, A.J. Porter, Missouri State, 11-8-03
Had 10 receptions	10, Jeff Hewitt, Missouri State, 11-18-00
Had 100 yards receiving	129, Marco Thomas, Western Illinois, 10-29-05
Returned a punt for a TD	81, Yamon Figurs, Kansas State, 9-2-06
Returned a kickoff for a TD	Steven Rush (100 yards), Missouri State, 10-9-04
Returned an interception for a TD	Fred Miller (32 yards), Eastern Illinois, 9-20-03
Returned a fumble for a TD	9, Byron Garwin at Kansas State, 9-2-05
Returned a blocked FG for a TD	Travis Williams (66 yards), Illinois, 9-6-03
Returned a blocked punt for a TD	Jason Newell (5 yards), Southern Illinois, 10-6-01
Rushed for three touchdowns	3, Andre Forte, Indiana State, 11-12-05
Threw three touchdown passes	3, Justin Haddix, Western Kentucky, 10-8-05
Caught three touchdown passes	4, Steven Rush, Missouri State, 11-8-03
Kicked three field goals	3, Chris James, Western Kentucky, 10-8-05
Had a 70-yard run from scrimmage	80, Laurence Maroney, Minnesota, 9-11-04
Had a 70-yard pass completion	98, Steve LaFalce to Marco Thomas, Western Illinois, 10-29-05
Had 20 tackles	21, Ian Dominelli, Youngstown State, 10-30-99
Had 50-yard field goal	52, Jeff Snodgrass at Kansas State, 9-2-06
Had a 70-yard punt	74, Jim Hannula, Northern Illinois, 9-30-78

OPPONENT TEAM	
400 yards rushing	474, Western Kentucky, 11-3-01
300 yards rushing	303, Minnesota, 9-11-04
400 yards passing	460, Missouri State, 11-8-03
300 yards passing	314, Iowa State, 9-3-05
500 yards total offense	504, Western Illinois, 10-29-05
30 first downs	32, UNLV, 9-27-97
50 points	58, Western Kentucky, 11-3-01
Scored a safety	Iowa State, 9-3-05
Posted a shutout	Florida Atlantic, 11-20-04
Held ISU under 100 yards rushing	93, Kansas State, 9-2-06
Held ISU under 100 yards passing	53, Drake, 8-28-03
Held ISU under 200 total yards	198, Youngstown State, 11-9-02
Held ISU under 100 total yards	94, Central State, 9-9-89
Blocked a punt	Drake, 9-10-05
Blocked a field goal	Western Kentucky, 10-8-05
Blocked an extra point attempt	South Florida, 10-16-99

**Kansas State 24, Illinois State 23**

September 2, 2006 • Manhattan, Kan. • Snyder Family Stadium  
Attendance: 47,250

**► GAME SUMMARY*****ISU Gives K-State a Scare, But Falls 24-23***

MANHATTAN, Kan. – Heading into Saturday's football season opener against Kansas State, the Illinois State Redbirds were determined to give their Division I counterparts a tough game. That is certainly what the Wildcats received from the Redbirds, as a failed two-point conversion with 3:02 left in the fourth quarter left the 'Birds a point short and ISU was defeated 24-23 in front of 47,250 fans at the newly dedicated Bill Snyder Family Stadium.



On the first play from scrimmage, ISU safety Tom Nelson intercepted a long pass from KSU quarterback Dylan Meier and put the Redbirds on offense. The 'Birds took full advantage of the early turnover as Kevin Mazur capped off a 11-play, 53 yard scoring drive with a 35-yard field goal to give the Redbirds a 3-0 lead with 9:42 left in the first quarter.

KSU kicker Jeff Snodgrass connected on a 52-yard field goal to tie the score at 3-3 with 4:54 left in the half. The Wildcats then continued to impress on special teams, as Yamon Figurs returned a Bobby Kelsey punt 81 yards for a touchdown to give KSU a 10-3 lead with just under two minutes remaining in the half.

After receiving the kickoff to start the second half, Luke Drone connected with Pierre Jackson on a 70-yard strike down the sideline to put the 'Birds on the Kansas State six-yard line. Two plays later, Drone found Laur nt Robinson in the end zone for a four-yard touchdown pass to tie the score at 10-10.

KSU would answer with 4:35 left in the quarter to re-take the lead 13-10, as Snodgrass connected on his second field goal of the game, this time from 41 yards out. The score would stay that way until the fourth quarter when Drone and Robinson hooked up on their second touchdown pass to put the Redbirds up 17-13. KSU then cut the ISU lead to one 17-16 on Snodgrass' third field goal of the game with 8:36 left to go.

On the ensuing kickoff, however, ISU's Jason Horton fumbled on the return and KSU's Byron Garvin returned the fumble nine yards to put the Wildcats up 24-17. The Redbirds would not go away, though, as Drone then led his team to an 11-play, 47-yard scoring drive that culminated in a three-yard touchdown pass to Jackson to cut the lead to 24-23. Head coach Denver Johnson then made the call to go for the two-point conversion, but Drone was unable to break the plane on the quarterback draw.

**► SCORING SUMMARY**

SCOREBOARD	1	2	3	4	FINAL
ILLINOIS STATE (0-1)	3	0	7	13	23
Kansas State (1-0)	0	10	3	11	24

**FIRST QUARTER**

ISU – Mazur 35-yard field goal, 9:24

**SECOND QUARTER**

KSU – Snodgrass 52-yard field goal, 4:54

KSU – Figurs 81-yard punt return (Snodgrass kick), 1:55

**THIRD QUARTER**

ISU – Robinson 4-yard pass from Drone (Mazur kick), 12:25

KSU – Snodgrass 41-yard field goal, 4:35

**FOURTH QUARTER**

ISU – Robinson 2-yard pass from Drone (Mazur kick), 12:35

KSU – Snodgrass 30-yard field goal, 8:36

KSU – Garvin 9-yard fumble recovery (Norwood pass from Meier), 8:45

ISU – Jackson 3-yard pass from Drone (rush failed), 3:02

**► TEAM STATISTICS**

	ISU	KSU
First Downs	20	13
Rushing Attempts-Yards	34-93	28-44
Passing	24-38-1	15-26-2
Passing Yards	253	163
Total Offense	346	207
Fumbles-Lost	1-1	1-0
Penalties-Yards	1-7	5-49
Time of Possession	34:11	25:49

**► INDIVIDUAL STATISTICS**

**RUSHING:** (ISU) – Rembert 29-105, Robinson 1-5, Drone 4(-17). (KSU) – Alsup 14-26, Patton 7-22, Johnson 4-10, Team 1(-4), Meier 2(-10).

**PASSING:** (ISU) – Drone 24-38-1-253. (KSU) – Meier 15-26-2-163.

**RECEIVING:** (ISU) – Robinson 9-77, Mordis 4-31, Rembert 4-12, Jackson 3-88, Horton 3-21, Rourke 1-24. (KSU) – Norwood 5-53, Nelson 4-62, Figurs 2-16, Mastrud 1-13, Patton 1-7, Alsup 1-7, Moreira 1-5.

**TACKLE LEADERS:** (ISU) – Siskowic 8-7-15, Stewart 8-5-13, Campbell 3-3-6, Kittrell 2-3-5, Hronec 3-0-3. (KSU) – Archer 5-8-13, Diles 6-4-10, McKinney 8-1-9, Campbell 8-0-8, Erker 2-5-7.

## 2006 ILLINOIS STATE OPPONENTS' SCHEDULES AND RESULTS

**KANSAS STATE WILDCATS**  
**(1-0, 0-0 Big 12)**

S2	#9 ILLINOIS STATE	W, 24-23
S9	FLORIDA ATLANTIC	6:10 p.m.
S16	MARSHALL	11:30 a.m.
S23	#13 LOUISVILLE	TBA
S30	at Baylor*	TBA
O7	OKLAHOMA STATE*	TBA
O14	NEBRASKA*	TBA
O21	at Missouri*	TBA
O28	IOWA STATE*	TBA
N4	at Colorado*	TBA
N11	#2 TEXAS*	TBA
N18	at Kansas*	TBA

**CENTRAL ARKANSAS BEARS**  
**(1-0, 0-0 SLC)**

A31	vs. Henderson State	W, 39-6
S9	at #7 Illinois State	6:30 p.m.
S16	MISSOURI STATE	6 p.m.
S23	at Stephen F. Austin*	6 p.m.
S30	SOUTH DAKOTA	1 p.m.
O7	at South Dakota State	7 p.m.
O14	at #19 UC Davis	3 p.m.
O19	at Sam Houston State*	7 p.m.
N4	SOUTHERN ARKANSAS	6 p.m.
N11	AUGUSTANA (S.D.)	1 p.m.
N18	at #13 Georgia Southern	noon

**EASTERN ILLINOIS PANTHERS**  
**(0-1, 0-0 OVC)**

S2	at Illinois	L, 17-42
S9	INDIANA STATE	6 p.m.
S16	at #7 Illinois State	6:30 p.m.
S23	at Samford*	6 p.m.
S30	at Hawai'i	11 p.m.
O7	SE MISSOURI STATE*	1:30 p.m.
O14	at #23 Eastern Kentucky*	2 p.m.
O21	MURRAY STATE*	1:30 p.m.
O28	at Tennessee-Martin*	2 p.m.
N4	TENNESSEE STATE*	1:30 p.m.
N11	at Tennessee Tech*	1:30 p.m.
N18	JACKSONVILLE STATE*	1:30 p.m.

**MURRAY STATE RACERS**  
**(0-1, 0-0 OVC)**

S2	at Missouri	L, 7-47
S9	at Tennessee State*	6 p.m.
S16	at Indiana State	11:05 a.m.
S23	#7 ILLINOIS STATE	6 p.m.
S30	Tennessee Tech*	6 p.m.
O5	at Jacksonville State*	5 p.m.
O14	SAMFORD*	3 p.m.
O21	at #20 Eastern Illinois*	1:30 p.m.
O28	SE MISSOURI STATE*	1 p.m.
N4	at #23 Eastern Kentucky*	noon
N18	TENNESSEE-MARTIN*	TBA

**WESTERN KENTUCKY HILLTOPPERS**  
**(0-1, 0-0 GFC)**

S2	at #14 Georgia	L, 12-48
S9	at #23 Eastern Kentucky	5 p.m.
S16	CHATTAHOOGA	6 p.m.
S30	WESTERN ILLINOIS*	6 p.m.
O7	#7 ILLINOIS STATE*	6 p.m.
O14	at Missouri State*	3 p.m.
O21	at #17 Southern Illinois*	6 p.m.
O28	INDIANA STATE*	4 p.m.
N4	at #3 Northern Iowa*	4:05 p.m.
N11	#8 YOUNGSTOWN STATE*	4 p.m.
N18	AUSTIN PEAY	4 p.m.

**SOUTHERN ILLINOIS SALUKIS**  
**(1-0, 0-0 GFC)**

A31	LOCK HAVEN	W, 49-0
S16	at Indiana	3 p.m.
S23	at Arkansas-Pine Bluff	6 p.m.
S30	INDIANA STATE*	6 p.m.
O7	WESTERN ILLINOIS*	1:30 p.m.
O14	at #7 Illinois State*	2:30 p.m.
O21	WESTERN KENTUCKY*	6 p.m.
O28	at Missouri State*	1:30 p.m.
N4	at #8 Youngstown State*	12:05 p.m.
N11	#3 NORTHERN IOWA*	3 p.m.
N18	SOUTHERN UTAH	3 p.m.

**WESTERN ILLINOIS LEATHERNECKS**  
**(1-0, 0-0 GFC)**

A31	MOREHEAD STATE	W, 31-6
S9	at Wisconsin	2:30 p.m.
S16	KENTUCKY WESLEYAN	1:05 p.m.
S23	at Northern Colorado	2:30 p.m.
S30	at Western Kentucky*	6 p.m.
O7	at #17 Southern Illinois*	1:30 p.m.
O14	#8 YOUNGSTOWN STATE*	1:05 p.m.
O21	#7 ILLINOIS STATE*	1:05 p.m.
O28	at #3 Northern Iowa*	4:05 p.m.
N4	INDIANA STATE*	1:05 p.m.
N11	at Missouri State*	1 p.m.

**YOUNGSTOWN STATE PENGUINS**  
**(1-0, 0-0 GFC)**

A31	SLIPPERY ROCK	W, 51-21
S9	MAINE	3 p.m.
S16	at #19 Penn State	2:30 p.m.
S23	#19 UC-DAVIS	5 p.m.
S30	at Missouri State*	6 p.m.
O7	INDIANA STATE*	3 p.m.
O14	at Western Illinois*	1:05 p.m.
O21	#3 NORTHERN IOWA*	3 p.m.
O28	at #7 Illinois State*	1:30 p.m.
N4	#17 SOUTHERN ILLINOIS*	12:05 p.m.
N11	at Western Kentucky*	4 p.m.

**MISSOURI STATE BEARS**  
**(0-1, 0-0 GFC)**

S2	at Oklahoma State	L, 10-52
S9	SOUTHWEST BAPTIST	6 p.m.
S16	at Central Arkansas	6 p.m.
S23	SAM HOUSTON STATE	6 p.m.
S30	#8 YOUNGSTOWN STATE*	6 p.m.
O7	at #3 Northern Iowa*	4:05 p.m.
O14	WESTERN KENTUCKY*	3 p.m.
O21	at Indiana State*	1:05 p.m.
O28	#17 SOUTHERN ILLINOIS*	1:30 p.m.
N4	at #7 Illinois State*	1:30 p.m.
N11	WESTERN ILLINOIS*	1 p.m.

**INDIANA STATE SYCAMORES**  
**(0-1, 0-0 GFC)**

S2	at Purdue	L, 35-60
S9	at #20 Eastern Illinois	6 p.m.
S16	MURRAY STATE	11:05 a.m.
S23	at Northern Illinois	2:05 p.m.
S30	at #17 Southern Illinois*	6 p.m.
O7	at #8 Youngstown State*	3 p.m.
O14	#3 NORTHERN IOWA*	3:35 p.m.
O21	MISSOURI STATE*	1:05 p.m.
O28	at Western Kentucky*	4 p.m.
N4	at Western Illinois*	1:05 p.m.
N11	#7 ILLINOIS STATE*	11:05 a.m.

**NORTHERN IOWA PANTHERS**  
**(1-0, 0-0 GFC)**

A31	at Drake	W, 48-7
S9	NORTH DAKOTA	4:05 p.m.
S16	SOUTH DAKOTA STATE	4:05 p.m.
S30	at Iowa State	6 p.m.
O7	MISSOURI STATE*	4:05 p.m.
O14	at Indiana State*	3:35 p.m.
O21	at #8 Youngstown State*	3 p.m.
O28	WESTERN ILLINOIS*	4:05 p.m.
N4	WESTERN KENTUCKY*	4:05 p.m.
N11	at #17 Southern Illinois*	3 p.m.
N18	#7 ILLINOIS STATE*	4:35 p.m.