



Redbird Football

GAME NOTES

Contact: Todd Kober, Assistant Athletics Director/Media Relations • 309/438-3805 • Fax: 309/438-5634 • Cell: 309/310-7112 • gtkober@ilstu.edu

GAME #3



#7 Illinois State (1-1) vs **#18 E. Illinois (1-1)**

WHEN: Saturday, Sept. 16, 2006

WHERE: Hancock Stadium (15,000) • Normal, Ill.

TIME: 6:30 p.m.

FORECAST: Partly cloudy, high of 81°, 20 percent chance of rain

RADIO

Redbird Radio Network

- ▶ Greg Halbleib, play-by-play
- ▶ Ted Schmitz, color analyst
- ▶ Bruce Evans, sideline
- ▶ L.A. Decker, studio host

TELEVISION

None

GoREDBIRDS.COM

THE GAME FACTS

- ▶ Tonight's game renews the oldest rivalry in the state of Illinois and the 13th longest in I-AA. ISU and Eastern Illinois have played 93 times, with the first game being played in 1901. The series record stands at 47-37-9 with the advantage to the Redbirds.
- ▶ Illinois State has won six of the last seven meetings, including three straight. The 'Birds have also won three out of the last four meetings at Hancock Stadium.
- ▶ The Redbirds are 12-6 all-time against Eastern Illinois at Hancock Stadium
- ▶ Under Johnson, Illinois State owns a 11-2 home record against non-conference opponents and has won nine straight non-league home games.
- ▶ ISU owns a 7-17 record against ranked teams under Johnson, but are 0-2 when both the 'Birds and opponent are ranked.
- ▶ This is Hall of Fame weekend at Illinois State. The inductees for the ISU Athletics Hall of Fame are Caryn Brune-Goss (basketball 1990-93), Jodi Burch-Janse Van Rensburg (softball 1992-95), James Duncan (track and field 1994-97) and Rickie Johnson (basketball 1982-85).
- ▶ Tonight is Faculty/Staff Night and Youth Team Night. Youth league players wearing jerseys get in free.

2006 EASTERN ILLINOIS SCHEDULE

S2	at Illinois	L, 17-42
S9	INDIANA STATE	W, 31-21
S16	at #7 Illinois State	6:30 p.m.
S23	at Samford*	6 p.m.
S30	at Hawai'i	11 p.m.
O7	SE MISSOURI STATE*	1:30 p.m.
O14	at #19 Eastern Kentucky*	2 p.m.
O21	MURRAY STATE*	1:30 p.m.
O28	at Tennessee-Martin*	2 p.m.
N4	TENNESSEE STATE*	1:30 p.m.
N11	at Tennessee Tech*	1:30 p.m.
N18	JACKSONVILLE STATE*	1:30 p.m.

THE COACHES

ILLINOIS STATE

Denver Johnson is in his seventh season at Illinois State and owns a 33-36 (.478) overall record with the Redbirds. Prior to guiding the 'Birds, Johnson was the head coach at Murray State where he compiled a 21-12 mark. Johnson, 47, is a 1981 graduate of Tulsa and his nine-year head coaching record stands at 54-48 (.529). He is 7-1 against Eastern Illinois.

EASTERN ILLINOIS

Bob Spoo (Purdue '60) is in his 20th season at the helm of the Panther football program. Spoo owns a 120-99-1 (.545) mark at Eastern Illinois, his only stop as a collegiate head coach. Spoo is 8-8-1 against Illinois State. He will miss 4-to-6 weeks after recovering from surgery performed on Aug. 29, and as a result, EIU's assistant head coach Mark Hutson will lead the team into Normal.

ILLINOIS STATE SEASON SCHEDULE/RESULTS

Date	Opponent	Location	Result/Time	Notes
Sept. 2	at Kansas State	Manhattan, Kan.	L, 23-24	K-State held to 44 yards rushing, but ISU's special team miscues costly.
Sept. 9	CENTRAL ARKANSAS	Normal, Ill.	W, 18-3	ISU offense stalls in the red zone with four field goals; Robinson sits.
Sept. 16	#18 EASTERN ILLINOIS	Normal, Ill.	6:30 p.m.	Hall of Fame Weekend; ISU won last three and six of the last seven.
Sept. 23	at Murray State	Murray, Ky.	6 p.m.	2005 shutout was the first scoreless effort by the Racers in 158 games.
Oct. 7	at Western Kentucky [^]	Bowling Green, Ky.	6 p.m.	ISU is 0-5 since WKU joined GFC; 'Birds lost last three each by 3 points.
Oct. 14	#16 SOUTHERN ILLINOIS [^]	Normal, Ill.	2:30 p.m.	Homecoming; two teams combined for 96 points in 2005.
Oct. 21	at Western Illinois [^]	Macomb, Ill.	1:05 p.m.	WIU has won the last five meetings and nine of the last 11.
Oct. 28	#6 YOUNGSTOWN STATE [^]	Normal, Ill.	1:30 p.m.	Family Day; rubber game with the series tied at 7-7.
Nov. 4	MISSOURI STATE [^]	Normal, Ill.	1:30 p.m.	'Birds have won last four contests and six of the last seven.
Nov. 11	at Indiana State [^]	Terre Haute, Ind.	11:05 a.m.	'Birds own 7-1 edge in last eight meetings, including 3-1 at Terre Haute.
Nov. 18	at #12 Northern Iowa [^]	Cedar Falls, Iowa	4:35 p.m.	ISU has won 5 of last 8; most wins by any GFC team vs. UNI during span.

[^] Gateway Football Conference game

ILLINOIS STATE MEDIA RELATIONS

Assistant AD/Media Relations	Todd Kober
Office Phone	309/438-3805
Home Phone	309/454-3048
Cell	309/310-7112
E-mail	gtkober@ilstu.edu
Fax	309/438-5634
Graduate Assistant	Mike Williams
Office Phone	309/438-3598
Cell	309/275-6386
E-mail	mcwilli2@ilstu.edu

INTERVIEW PROCEDURES

Postgame interviews following home contests are conducted in the team room (second floor) of the Kaufman Football Building. A golf cart is available to transport representatives from the visiting team to the interview area. TV lighting is also provided. After road games, representatives will be brought to a designated area. The locker room is closed at all times.

WEEKLY GATEWAY CONFERENCE CALL

Teleconferences featuring the league's head coaches will be conducted each Wednesday during the season (Sept. 6 through Nov. 15). Those participating in the call should dial in five minutes prior to the scheduled start time (10 a.m. CST each Wednesday). Each call can also be accessed at www.gatewayfootball.org. The call-in number is 913/981-5509.

10:00 – Gateway News/Notes

10:05 – Denver Johnson, Illinois State

10:10 – Lou West, Indiana State

10:15 – Terry Allen, Missouri State

10:20 – Mark Farley, Northern Iowa

10:25 – Jerry Kill, Southern Illinois

10:30 – Don Patterson, Western Illinois

10:35 – David Elson, Western Kentucky

10:40 – Jon Heacock, Youngstown State

All times are Central

WEEKLY MEDIA LUNCHEON

✓ Tuesday, August 29 at noon
Tuesday, September 5 at noon (CANCELLED)
Tuesday, September 12 at noon
Tuesday, September 19 at noon
Tuesday, September 26 at noon
Tuesday, October 3 at noon
Tuesday, October 10 at noon
Tuesday, October 17 at noon
Tuesday, October 24 at noon
Tuesday, October 31 at noon
Tuesday, November 7 at noon
Tuesday, November 14 at noon

GAME WEEK

A quick look at Illinois State's media availability on game week. All appointments can be made through the media relations office (309) 438-3805.

Monday	Tuesday	Wednesday	Thursday	Friday
Off Day	Media Luncheon Kaufman Football Building - noon	GFC Teleconference (10-10:40 a.m.)	No pre-practice camera opportunities	No availability
Denver Johnson Radio Show at Schooners 6-7 p.m.	Practice open to cameras for first 15 minutes	Practice open to cameras for first 15 minutes	Coach Johnson available after practice (approx. 6:15 p.m.)	
	Players/Coaches available after practice (approx. 6:15 p.m.)	Players/Coaches available after practice (approx. 6:15 p.m.)		

WEEKLY MEDIA LUNCHEON

Each Tuesday during the season, Illinois State hosts a media luncheon in the team room of the Kaufman Football Building. The luncheon begins at noon, with comments from two selected players representing both the offense and defense. Following the student-athletes, head coach Denver Johnson will address the media. Video and audio from the press conference will be available on the web at GoRedbirds.com before 5 p.m. on Tuesday. If you would like to receive the quotes via e-mail, please contact the Illinois State Athletics Media Relations Office at gtkober@ilstu.edu prior to the press conference.

CREDENTIALS

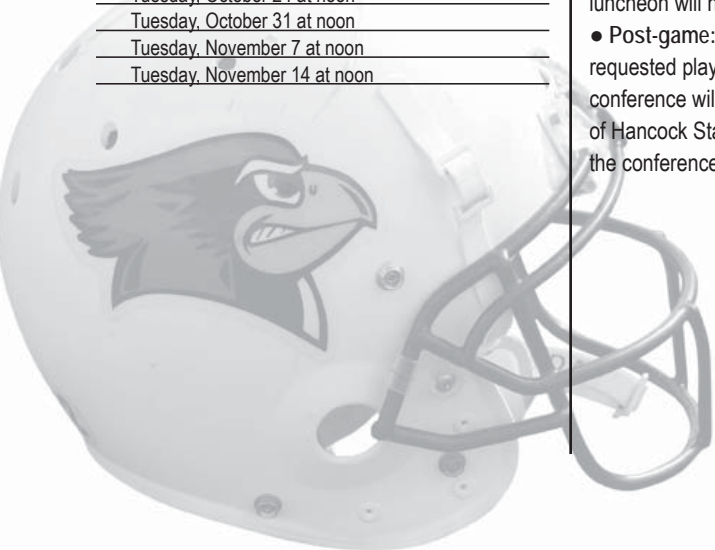
Credentials (game and parking) can be obtained by contacting the Athletics Media Relations Office, Campus Box 7130, Normal, Ill., 61790-7130. Requests must be received on official letterhead at least two days prior to the game. Passes that are not mailed will be available at the Will Call window (Gate 4) 90 minutes before kickoff.

PRACTICE

Most practices are open to the media (approximately 3:30-6 p.m.), but only the first 15 minutes of Tuesday through Thursday practices are available to photographers. For all other media, it is recommended that an advance call be made to the media relations office to check on the status of practice for a particular day.

INTERVIEWS

- Head Coach Denver Johnson will do general interviews following practice on Tuesday-Thursday. All other requests for interviews must be submitted to the media relations office at least 24 hours prior to the scheduled interview.
- Assistant Coaches: Arrangements should be made through the media relations office. Most interviews will be conducted after practice Tuesday-Thursday.
- Players: All interviews with players will take place at the media luncheon or after practice on Tuesday and Wednesday. Media should request players at least 24 hours in advance. Players who attend the Tuesday luncheon will not be available following practice that day.
- Post-game: The Illinois State locker room is closed at all times. Head coach Denver Johnson and requested players will be brought to the designated interview area. At home, the post-game media conference will take place in the team room of the Kaufman Football Building, located in the northeast corner of Hancock Stadium. The media should enter through the west doors and travel up the two flights of stairs to the conference area.



SCOUTING CENTRAL ARKANSAS

- Eastern Illinois is located in Charleston, Ill., and has an enrollment of 12,129. The Panthers are members of the Ohio Valley Conference and were members of the Gateway Football Conference from 1985-95.
- The Panthers have been to the NCAA I-AA Playoffs 10 times in school history, including four of the last six years.
- On the opening kickoff at Illinois, EIU linebacker and Buck Buchanan Award candidate Clint Sellers went off with an injury to his right shoulder after making a tackle. Sellers is currently out indefinitely.
- The Panthers rank No. 5 nationally in total offense with 461 yards per game, while ranking No. 17 in rushing offense (226.5 ypg.) and No. 19 in passing offense (234.5 ypg.).
- Among the 116 I-AA teams, EIU is No. 100 in rushing defense, surrendering 233.5 yards per game on the ground. The Panthers' defense is also No. 97 in total defense with 438 yards per game allowed.
- For the second straight week, the Redbirds will face a big-time receiver. EIU's Micah Rucker ranks No. 2 nationally with 144 receiving yards per game, while averaging five catches per game.
- Quarterback Mike Donato has been effective under center and is No. 3 in the country among I-AA signal-callers in passing efficiency (181.74).

PANTHER PONDERINGS

- ISU head coach Denver Johnson and EIU assistant head coach Mark Hutson's paths have crossed more than once in their time in college football, even though they were never in the same place at the same time. Hutson was a two-time All-America at Oklahoma from 1985-88, while Johnson served as an assistant coach for the Sooners in 1996. The two also have ties to Murray State, as Hutson served as an assistant there from 1993-96, just one year before Johnson became the head coach in 1997. Lastly, both had careers in the NFL, with Johnson playing for the Tampa Bay Buccaneers (1981-82) and Hutson playing for the Dallas Cowboys (1988-89).
- EIU assistant coach Shannon Jackson played against Illinois State as a defensive lineman for Indiana State, where he was a two-time all-American and Gateway All-Conference selection from 1996-99. After his playing days, Jackson was served coaching staff at Indiana State from 2000-04 before moving to EIU.
- EIU defensive assistant Forrest Jackson lettered at Illinois State in 1998 before transferring to West Georgia.
- Former Illinois State basketball star Chad Altadonna is an assistant on the EIU men's basketball team, while the Panthers' women's track and field coach and senior women's administrator, Mary Wallace, used to be the throws coach at Illinois State.
- Eastern Illinois' Trent Steckel and ISU's Kevin Brockway played high school football together at Crystal Lake South High School in Crystal Lake, Ill.
- EIU's R.J. Meyers and ISU's Bert Whigham and Jason Tate are all from Lake Mary, Fla.
- The Panthers' Eric Johnson (Central Catholic) and Adrian Arrington (Bloomington) return home to play in the Twin Cities tonight. Arrington and ISU's Brent Holtz were teammates at Bloomington.
- The Redbirds' Jake Rourke and Kevin Daley (Chatham Glenwood) and EIU's Jon Rueter and Ademola Adeniji (Lanphier) face off tonight as they used to in high school in the Central State Eight Conference.
- ISU's Bill Hronec and EIU's John Coci are both from Evergreen Park, Ill., and played high school football at Chicago Mt. Carmel High School. The Redbirds' Niall Campbell also played at Mt. Carmel.
- ISU's Laurént Robinson (Sr.), Jesse Caesar (Jr.) and EIU's Rashad Haynes (So.) are all from Rockledge, Fla., and graduated from Rockledge High School.
- Illinois State's James Stevenson III and EIU's Jeff Sobol both transferred to their respective schools from Illinois.
- ISU's Alex Filin and EIU's Adam Parsill were teammates at Niles West High School in Skokie, Ill.

GREAT SCOTT

In his first season as the defensive coordinator, ISU assistant coach Galen Scott's defense is throwing a shutout. To date, the Redbird defense has allowed four field goals – that's it. The last time Illinois State opened up the season without allowing a single touchdown in its first two games was 1950, when ISU shut out both Indiana State (0-0) and Millikin (28-0).

ACTION JACKSON

With all-American wide receiver Laurént Robinson resting a sore ankle, the Redbirds needed one of their other receivers to step up and make some catches. Senior Pierre Jackson was that man, as he got into the action by catching nine passes for 113 yards, both of which were career highs. "Jelly" as his teammates and coaches call him, now leads all ISU receivers with 12 catches for 201 yards on the season.

MR. ROBINSON'S NEIGHBORHOOD

Laurént Robinson has laid claim to his neighborhood - the ISU record books. Robinson already owns the school record for catches in a game (14), catches in a season (86), receiving yards in a game (292) and receiving yards in a season (1,465) and touchdown receptions in a career (24). The records that are in his sights for 2006 are: catches in a career (needs 16), receiving yards in a career (needs 354), and 100-yard games in a career (needs four).

DEFENSE ALREADY MAKING NOISE NATIONALLY

Just two games into the 2006 season, the experienced Redbird defense is making a name for itself nationally. The Birds rank No. 6 nationally in I-AA in rushing defense with an average of 53.5 yards-per-game and rank No. 4 in TFLs per game with 9.5 per game. In addition, free safety Tom Nelson is tied for first in the nation with three interceptions and linebacker Kye Stewart ranks No. 3 in tackles with 27.

THE TALE OF THE TAPE

	ILS	EIU
Record	1-1	1-1
Points	20.5	24.0
Points Allowed	13.5	31.5
First Downs	37	46
Rushing Yards	130.5	226.5
Rushing Defense	53.5	233.5
Passing Yards	240.5	234.5
Passing Defense	209.5	204.5
Total Offense	371.0	461.0
Total Defense	263.0	438.0
Interceptions	4-30	1-2
Punt Return Avg.	6.7	-0.5
Kickoff Return Avg.	14.2	21.2
Fumbles Lost	1	1
Penalties	8-73	10-99
Field Goals	5-7	2-4

'BIRD BESTS vs. EASTERN ILLINOIS

INDIVIDUAL*

Rushing Yards	237, Bruce Cullen, 10-18-69
Rushing TDs	4, Toby Davis, 9-26-92
Passing Yards	249, Kevin Glenn, 10-17-98
Completions	24, Kevin Zouzounis, 9-28-02
TD Passes	4, John Coppens, 10-6-84
Receptions	9, Clarence Collins, 9-4-82
Receiving Yards	147, Vic Northern, 9-29-90
Receiving TDs	3, Dave Wilson, 10-6-84
Tackles	18, Duane Butler, 10-28-95
Tackles for Loss	4, Tony Jones, 9-29-90
Sacks	3, twice; last by Ray Robinson, 9-20-03
Interceptions	4, Andy Fladung, 10-10-81
Longest FG	47, twice; last by Stephen Carroll, 9-20-03

TEAM*

Most Points	48, 9-26-92
Fewest Points	0, four times; last 10-11-79
Most Points Allowed	45, 9-28-02
Fewest Points Allowed	0, 12 times; last 9-3-77

*modern era (1936 and later)

THE REDBIRD RECORD BOOK**ISU Career Rushing**

1. Toby Davis (1989-92)	3,702
13. Bruce Cullen (1968-69)	1,560
– Pierre Rembert (2005-)	1,045

ISU Career Rushing TDs

1. Toby Davis (1989-92)	37
5. Sha-Ron Edwards (2002-03)	17
– Aveion Cason (1998-99)	17
– Kevin Jones (1980, 82-84)	17
– Pierre Rembert (2005-)	12

ISU Career Passing

1. Kevin Glenn (1997-00)	8,251
2. John Coppens (1981-84)	6,238
3. Dusty Burk (1999-01)	4,378
4. Adrian Wilson (1988-92)	3,852
5. Eric Scott (1972-74)	3,731
6. Mike Souza (2002-03)	3,505
7. Danny Barnett (1992-94)	3,490
8. Luke Drone (2004-)	3,421

ISU Career Completions

1. Kevin Glenn (1997-00)	663
5. Danny Barnett (1992-94)	328
– Luke Drone (2004-)	255

ISU Career TD Passes

1. Kevin Glenn (1997-00)	62
2. John Coppens (1981-84)	49
3. Dusty Burk (1999-01)	38
4. Wes Bair (1951-54)	32
5. Luke Drone (2004-)	26

ISU Career Receptions

1. Rickey Garrett (1996-99)	177
2. Laurént Robinson (2003-)	161

ISU Career Receiving Yards

1. Rickey Garrett (1996-99)	2,719
2. Clarence Collins (1980-83)	2,498
3. Laurént Robinson (2003-)	2,366

ISU Career TD Receptions

1. Laurént Robinson (2003-)	24
2. Rickey Garrett (1996-99)	22

ISU Consecutive Games with a Catch

1. Vito Golson (1999-02)	29
2. Laurént Robinson (2003-)	27

ISU 100-Yard Career Receiving Games

1. Rickey Garrett (1996-99)	9
2. Clarence Collins (1980-83)	8
3. Laurént Robinson (2003-)	7

ISU Career Total Offense Yards

1. Kevin Glenn (1997-00)	8,812
5. Mike Souza (2002-03)	4,140
6. Eric Scott (1972-74)	3,763
7. Toby Davis (1989-92)	3,735
8. Luke Drone (2004-)	3,532

ISU Career All-Purpose Yards

1. Toby Davis (1989-92)	4,363
10. Kevin Jones (1982-84)	2,534
11. Bill Miller (1986-89)	2,500
– Laurént Robinson (2003-)	2,371

ISU Career Tackles

1. Boomer Griegsby (2001-04)	580
2. Galen Scott (1997-00)	579
10. Tim Angsten (1995-97, 99)	320
– Cameron Siskowic (2003-)	263

THE SISKO KID LOOKS FOR THE FIFTH

When Brent Hawkins claimed the 2005 Gateway Defensive Player of the Year award, it marked the fourth straight by a Redbird player and tied the league record for consecutive league MVPs with Northern Iowa (1991-94). Cameron Siskowic hopes to extend that ISU streak. The senior linebacker was a finalist for the 2005 Buck Buchanan Award and led the conference in tackles with 132 and averaged 12 tackles per game. Siskowic is off to a great start in 2006, as he's collected 23 tackles, three and a half of which are for loss, and has added a sack.

CONSISTENCY IS KEY

There are many adjectives that have been used to describe Laurént Robinson and consistent is one that often comes up. Robinson has shown he is consistent by catching a pass in at least 27 straight games, but maybe even more impressive are his eight consecutive games with six catches or more. His seven catches against Kansas State give him 73 in those eight games.

RANKING THE REDBIRDS...

Had been a scary proposition for ISU of late, as the 'Birds had lost the last five games in which they were ranked in the national polls before last week's game with Central Arkansas. However, they bucked the trend against UCA and earned a victory after going into the game ranked No. 7 in the country. The 'Birds will now try to start a new trend, a winning streak while ranked, as they will face off this week with intrastate rival Eastern Illinois as the No. X ranked team in the country.

TATE PUTTING ON THE PRESSURE

A defensive end's job is to put pressure on the opposing team's quarterback, and Ronnie Tate seems to understand his job well. Against UCA, quarterback Robbie Park saw a lot of No. 95 as Tate was credited with five quarterback hurries in the game. Although, he never quite got to Park for a sack, Tate did help force two errant passes that were picked off for interceptions in the secondary for the Redbirds.

RUNNING REMBERT

Pierre Rembert is off to a quick start in 2006, as he's rushed for 259 yards on 56 carries, good for a 4.4 yards-per-carry average in two games. With his 139 yards against Central Arkansas, Rembert also passed the 1,000-yard plateau in his career at ISU and has now amassed 1,045 yards in 12 career games.

THE SKY'S THE LIMIT FOR KYE

In his previous two seasons for the Redbirds, junior linebacker Kye Stewart has emerged as a play maker on the field. Stewart has lived up the billing in 2006 as well, as he leads the team in tackles with 27 stops and has added three TFLs in two games. He has collected back-to-back double-digit tackle games to start the year and with his 14 tackles against Central Arkansas, he now has eight for his career.

27 AND COUNTING

With his catch in the first quarter against Kansas State, Illinois State's Laurént Robinson extended his streak of having at least one catch to 27 straight games. The senior wide receiver needs three more games with a catch to claim the school mark of 29 by Vito Golson. Because he did not play last week against Central Arkansas, Robinson's steak remains in tact heading into this week's game with Eastern Illinois.

NO NEED TO GET DEFENSIVE

Actually, there has been a big need to get defensive this season for the Redbirds. ISU's defense was stifling against Kansas State, allowing just 207 yards of total offense to their I-A counterparts. The 'Birds followed that performance by allowing only 63 yards rushing to Central Arkansas last week. In addition, ISU has not allowed an offensive touchdown in two games in 2006.

APPLYING THE FULL NELSON

That's exactly what sophomore free safety Tom Nelson has been doing to opposing quarterbacks this season, as he has picked off three passes in the first two games, the first three interceptions of his career. He picked off two of Dylan Meier's attempts down field at Kansas State and snagged a Robbie Park offering in the third quarter of last week's game with Central Arkansas.

MAKING MAZUR

Kevin Mazur's four made field goals against Central Arkansas tied a Hancock Stadium record for most field goals made by an individual in a game. However, those field goals also move Mazur up in the ISU record books, as he has now made 14-of-19 career field goal attempts for a 73.7 percentage, which is currently higher than school record holder Stephen Carroll's at 71.6 percent.

BAND OF BROTHERS

The 2006 Illinois State roster sports three sets of brothers. The Redbird family includes Cameron and Kyle Siskowic, Rafael and Cortes Rice and Dan and Nick Passarelli.

STUFFING THE RUN

Opposing teams are finding it hard to gain yards on the ground against the Redbird defense in 2006, as the 'Birds rank No. 6 in all of I-AA football with a rushing defense average of 53.5 yards-per-game. ISU limited Kansas State to just 65 yards on the ground and followed that feat by allowing just 63 yards to Central Arkansas last week.

ALL-AMERICA U

ISU has produced at least one all-American player in 20 of its last 23 seasons. Over the last seven seasons, 27 players from 11 different positions have been honored. Laur nt Robinson, Brent Hawkins, Stafford Davis and Cameron Siskowic were all consensus selections in 2005.

TRANSFERABLE

Since 1993, when the NCAA rules changed to allow players immediate eligibility at the I-AA level, Illinois State has had 44 players transfer from I-A schools. ISU's I-A transfers on this year's roster include: Alan Abrams (RB, Ole Miss); Adam Blankenship (DL, Nebraska); Pierre Jackson (WR, Minnesota); Brandon Joyce (OL, Indiana); Dan Passarelli (WR, Northern Illinois); Pierre Rembert (RB, Michigan); Cameron Siskowic (LB, Washington St.); Jonathan St-Pierre (OL, Miami (Fla.)) and James Stevenson III (DL, Illinois).

NOTABLE NEWCOMERS

Since the Gateway began recognizing an all-newcomer team in 1994, over 42 Redbirds have been cited for achievement in their first season. In 2005, running back Pierre Rembert and defensive back Tom Nelson added their names to the list.

ANOTHER ONE BITES THE DUST?

With a 61-35 dismantling of then No. 1 Southern Illinois in Carbondale and a 38-3 rout of then No. 13 Northern Iowa in Hancock Stadium, the Redbirds have beaten at least one ranked foe in eight of the last nine seasons. ISU will look to make it 9-of-10 on Saturday against Eastern Illinois.

DRONE: A WORKER QB

In his first full year on the job, quarterback Luke Drone proved to be hard-working and efficient. Drone ended the season with 2,930 yards passing, the second highest total in school history, while completing a school record 64.5 percent of his passes. In 2006, Drone is off to a strong start as he is 40-of-76, which results in a completion percentage of 52.6.

MEN OF HONOR

The Redbird football team concluded the spring semester with 35 players on the AFNI Athletics Honor Roll, a new team record. The Redbirds also compiled a 2.68 grade point average for the semester, which was the highest team GPA by the football team in over a decade.

40 DAYS AND 40 NIGHTS

Actually it is a little less than 67 days – that's how many straight 24-hour days a person would have to work to equal the 1,595 community service hours that the Illinois State football team put in last academic year. Typically, the goal for the entire athletic department is 1,000, but the Redbird gridders put in 1,595 hours themselves.

SOMEBODY'S WATCHING

On Aug. 23, both Laur nt Robinson and Cameron Siskowic were put on watch. Robinson, a finalist for the 2005 Walter Payton Award, presented to the nation's top I-AA offensive player, was named to the initial watch list for the 2006 award. Likewise, Siskowic was added to the 2006 Buck Buchanan Award watch list after finishing as a finalist last season as one of the nation's top I-AA defensive players.

TURNOVER TURNAROUND

In 2004, the Redbirds ranked dead last (117) in turnover margin (-1.91) nationally among I-AA teams. ISU turned the tide in 2005 and finished with 23rd best turnover margin in the country (+.55). The actual result was a difference of +27 turnovers between the two seasons. The Redbirds were in a stalemate with Kansas State on Saturday, as both teams committed a two turnovers each.

J.T. SNAGGED AN INT

When junior defensive tackle Jarek Thomas picked off a shovel pass in the second quarter of last week's game against Central Arkansas, it marked the first time since 2001 that a Redbird defensive lineman recorded an interception. The last to do it was David Bull, who picked off a pass against Indiana State in Normal on November 1.

THAT'S ONE!

Sophomore Jake Rourke's 61-yard touchdown reception from Luke Drone in the third quarter of last week's game against Central Arkansas was the first of his career. In addition, Rourke now has three catches for 90 yards in 2006, both of which are also a career highs, as he caught just two passes for 24 yards in his freshman campaign in 2005.

THE START CHART**Offense**

	2006	Current	Steak	Career
Robinson (WR)	1	0		29
Downing (OL)	2	3		23
Mordis (TE)	2	4		20
Wiggins (OL)	2	17		17
Drone (QB)	2	13		13
Jackson (WR)	2	8		12
Hartman (OL)	0	0		11
Horton (WR)	1	1		7
Rembert (TB)	2	4		7
Niklasch (OL)	2	2		3
Meredith (TE)	2	2		2
Madsen (OL)	2	2		2
Lyon (OL)	2	2		2
R. Rice (TB)	0	0		2

Defense

Martindale (DT)	2	25		34
Temple (DB)	2	24		27
C. Siskowic (LB)	1	1		22
Caesar (DB)	2	11		17
Campbell (LB)	1	1		14
Stewart (LB)	2	13		15
Thomas (DT)	2	2		13
Nelson (FS)	2	13		13
N. Passarelli (DB)	0	0		7
Stevenson (DE)	2	2		6
Kittrell (DB)	2	2		5
R. Tate (DL)	2	2		2
Cucci (LB)	1	0		1
Hronec (LB)	1	0		1
Lagrone (CB)	0	0		1

RED ZONE

	ISU	Opp.
at Kansas St.	4-4 (3 TDs, 1 FG)	2-4 (2 FGs)
C. Arkansas	4-5 (4 FGs)	1-2 (FG)
E. Illinois		
at Murray St.		
at Western Ky.		
S. Illinois		
at W. Illinois		
Y'stown St.		
Missouri St.		
at Indiana St.		
at N. Iowa		

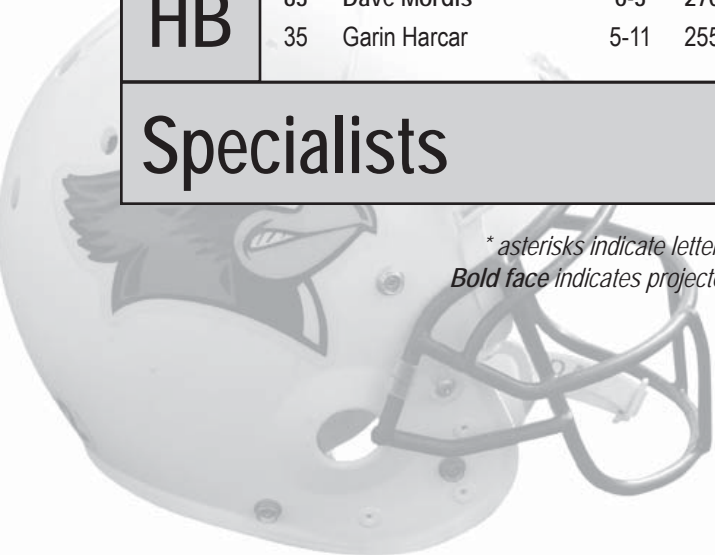
POINTS OFF TURNOVERS

	ISU	Opp.
at Kansas St.	3	11
C. Arkansas	0	0
E. Illinois		
at Murray St.		
at Western Ky.		
S. Illinois		
at W. Illinois		
Y'stown St.		
Missouri St.		
at Indiana St.		
at N. Iowa		

ILLINOIS STATE'S PROJECTED TWO-DEEP

Offense						Defense					
WR	86	Jason Horton**	6-0	185	Jr.	DE	99	James Stevenson III*	6-3	250	Jr.
	81	Laurént Robinson***	6-2	195	Sr.		93	Adam Blankenship	6-2	245	So.
LT	66	Isaiah Wiggins**	6-3	290	Jr.	DT	73	Justin Martindale***	6-2	255	Sr.
	77	Muhammad Kahlun	6-4	290	RFr.		90	Dan Simnick*	6-2	260	Jr.
LG	69	Joe Niklasch*	6-4	280	So.	DT	94	Jarek Thomas**	6-3	275	Jr.
	65	Billy Speiser	6-5	295	Jr.		62	Mike Piton	6-2	255	Fr.
C	68	Erik Madsen	6-3	285	So.	DE	95	Ronnie Tate*	6-3	260	Sr.
	61	Jonathan St-Pierre	6-3	301	So.		3	Alex Filin***	6-4	220	Sr.
RG	75	Janiah Downing***	6-3	310	Sr.	SLB	40	Cameron Siskowic***	6-2	225	Sr.
	71	Jeff Huntzinger*	6-3	285	Jr.		48	Pat Cucci*	6-1	240	So.
RT	78	Brandon Joyce	6-5	310	Jr.	MLB	44	Niall Campbell***	6-2	230	Sr.
	79	Jonathan Lyon	6-8	300	Jr.		59	Bill Hronec**	6-2	225	Jr.
TE	42	Jeremy Joynt	6-3	255	Jr.	WLB	6	Kye Stewart**	6-0	205	Jr.
	47	Kedric Meredith*	6-3	260	So.		58	Mark Whitaker*	6-1	210	Jr.
WR	4	Pierre Jackson**	6-1	175	Sr.	CB	1	Jesse Caesar**	5-11	185	Jr.
	10	Jake Rourke*	6-3	185	So.		23	Lamont Lagrone*	5-10	175	Sr.
QB	7	Luke Drone**	6-2	210	Jr.	FS	9	Tom Nelson*	6-0	195	So.
	12	Kevin Brockway*	6-4	225	So.		13	Kurt James	6-1	205	So.
TB	5	Pierre Rembert*	6-0	220	Sr.	SS	28	James Temple***	6-0	210	Sr.
	2	Rafael Rice*	5-11	220	Jr.		30	Garry Roberts*	6-2	210	Jr.
HB	83	Dave Mordis**	6-3	270	Jr.	CB	25	Leon Kitrell***	5-9	165	Sr.
	35	Garin Harcar	5-11	255	RFr.		37	Jason Tate	5-11	175	Fr.
Specialists						K	36	Kevin Mazur*	5-10	195	So.
							19	Bobby Kelsey*	6-1	225	So.
						P	19	Bobby Kelsey*	6-1	225	So.
							36	Kevin Mazur*	5-10	195	So.

* asterisks indicate letters earned
Bold face indicates projected starter



ILLINOIS STATE STARTER NOTES**REDBIRD OFFENSE**

LT	66	Isaiah Wiggins** (Jr. • 6-3 • 290 • Chicago, Ill.)	Began playing the trumpet in elementary school and has been playing it for nine years.
LG	69	Joe Niklasch (So. • 6-4 • 280 • Hartland, Wis.)	An avid Packer fan who, during high school, worked as a janitor at local elementary school.
C	68	Erik Madsen (So. • 6-3 • 285 • Bolingbrook, Ill.)	Describes himself as being "mechanical;" would like to refurbish an older Camaro after football.
RG	75	Janiah Downing*** (Sr. • 6-3 • 310 • North Marion, Fla.)	The last three summers worked as a Preview guide, an orientation program for incoming ISU students.
RT	68	Brandon Joyce (Jr. • 6-5 • 310 • St. Charles, Mo.)	While in high school, appeared in the Sharpie commercial with Terrell Owens.
WR	86	Jason Horton** (Jr. • 6-0 • 185 • Bolingbrook, Ill.)	Played ice hockey during the seventh and eighth grade.
WR	4	Pierre Jackson** (Sr. • 6-1 • 175 • Chicago, Ill.)	Nicknamed "Jelly;" away from football likes to spend time with his 3-year-old daughter, Itali.
TE	42	Jeremy Joynt (Jr. • 6-3 • 255 • Emmetsburg, Iowa)	Spent his summer working at Home Depot with the rest of the "Wolfpack" (ISU's TE's & H-Backs).
QB	7	Luke Drone** (Jr. • 6-2 • 210 • Mt. Carmel, Ill.)	Selected for the 2006 NCAA Leadership Conference; 2006-07 SAAC Educational Outreach Coordinator.
RB	5	Pierre Rembert* (Sr. • 6-0 • 220 • Milwaukee, Wis.)	Eats McDonald's at least five times a week; favorite meal is a Big Mac with no pickles, no onions and extra sauce.
FB	83	Dave Mordis** (Jr. • 6-3 • 270 • Palos Park, Ill.)	Owns two dogs, a german shepherd and a shiba inu; enjoys riding around campus on his moped.

REDBIRD DEFENSE

DE	99	James Stevenson III* (Jr. • 6-3 • 250 • Franklinville, N.J.)	Has been engaged for over a year; met his fiancé while attending Illinois.
DT	73	Justin Martindale*** (Sr. • 6-2 • 255 • Wadsworth, Ill.)	Loves to play with toys which are built for speed; owns a jet ski, four-wheeler and a motorcycle.
DT	94	Jarek Thomas** (Jr. • 6-3 • 275 • Orlando, Fla.)	Enjoys cooking, especially soul food, including his favorite dish – BBQ ribs and pork chops.
DE	95	Ronnie Tate* (Sr. • 6-3 • 260 • Glendale, Ariz.)	Spent his summer working an internship with the Bloomington-Normal Sports Commission.
WLB	6	Kye Stewart** (Jr. • 6-0 • 205 • Nashville, Tenn.)	A certified scuba diver, he has dove throughout the state of Florida with his dad, who is also certified.
MLB	44	Niall Campbell*** (Sr. • 6-2 • 230 • Lemont, Ill.)	After college will be focusing on a career in physical therapy.
SLB	40	Cameron Siskowic*** (Sr. • 6-2 • 225 • San Diego, Calif.)	A six-year cancer survivor that grew up surfing, snow boarding and wake boarding.
CB	25	Leon Kittrell*** (Sr. • 5-9 • 165 • Oak Creek, Wis.)	A world-class drummer who plays in two bands on campus – Blue Print and Soft Spoken.
FS	9	Tom Nelson* (So. • 6-0 • 195 • Arlington Heights, Ill.)	Likes to spend his off-weekends golfing with his dad, and favorite course is Rolling Green Country Club.
SS	28	James Temple*** (Sr. • 6-0 • 210 • Savannah, Ga.)	Has been playing the acoustic guitar for over a year and enjoys playing allegro music.
CB	1	Jesse Caesar** (Jr. • 5-11 • 185 • Rockledge, Fla.)	An avid artist who likes to draw particularly in pencil or pen.

REDBIRD SPECIAL TEAMS

PK	36	Kevin Mazur* (Fr. • 5-10 • 195 • Mt. Prospect, Ill.)	Fired a 23-under-par on Tiger Woods 2007, a Playstation 2 game, during fall camp.
KO	19	Bobby Kelsey* (Fr. • 6-1 • 225 • Channahon, Ill.)	Worked out this summer with former ISU punter Mike McCabe and Florida's Urban Meyer, a former ISU assistant.
P	19	Bobby Kelsey* (Fr. • 6-1 • 225 • Channahon, Ill.)	Worked out this summer with former ISU punter Mike McCabe and Florida's Urban Meyer, a former ISU assistant.
LS	43	Jake Weber*** (Sr. • 6-2 • 233 • Peoria, Ill.)	Interned over the summer with PricewaterhouseCoopers.
HD	7	Luke Drone** (Jr. • 6-2 • 210 • Mt. Carmel, Ill.)	Selected for the 2006 NCAA Leadership Conference; 2006-07 SAAC Educational Outreach Coordinator.
KR	5	Pierre Rembert* (Sr. • 6-0 • 220 • Milwaukee, Wis.)	Eats McDonald's at least five times a week; favorite meal is a Big Mac with no pickles, no onions and extra sauce.
	9	Tom Nelson* (So. • 6-0 • 195 • Arlington Heights, Ill.)	Likes to spend his off-weekends golfing with his dad, and favorite course is Rolling Green Country Club.
PR	86	Jason Horton** (Jr. • 6-0 • 185 • Bolingbrook, Ill.)	Played ice hockey during the seventh and eighth grade.

ILLINOIS STATE'S ALPHABETICAL ROSTER

No.	Name	Pos.	Ht.	Wt.	Yr.	Hometown (Last School)
27	Alan Abrams	RB	6-0	205	Jr.	Orlando, Fla. (Mississippi)
93	Adam Blankenship	DL	6-2	245	So.	Tulsa, Okla. (Nebraska)
22	Geno Blow	RB	5-11	190	Fr.	Seabrook, Texas (Clear Lake)
32	Brandon Bradbury	WR	5-7	160	Jr.	Chicago, Ill. (Milikin)
12	Kevin Brockway*	QB	6-4	225	So.	Crystal Lake, Ill. (South)
1	Jesse Caesar**	DB	5-11	185	Jr.	Rockledge, Fla. (Rockledge)
44	Niall Campbell***	LB	6-2	230	Sr.	Lemont, Ill. (Chicago Mt. Carmel)
51	Brennan Carroll	LB	6-2	215	So.	Hoffman Estates, Ill. (Hoffman Estates HS)
48	Pat Cucci*	LB	6-1	240	So.	Winter Springs, Fla. (Winter Springs)
17	Jared Dall	WR	5-11	200	Jr.	Arlington Heights, Ill. (Harper JC)
75	Janiah Downing***	OL	6-3	310	Sr.	North Marion, Fla. (North Marion)
7	Luke Drone**	QB	6-2	210	Jr.	Mt. Carmel, Ill. (Mt. Carmel)
16	Preston Earl	QB	6-2	210	Fr.	Lincolnshire, Ill. (Stevenson)
3	Alex Filiin***	DL	6-4	220	Sr.	Skokie, Ill. (Niles West)
14	Tyler Funk	P/K	6-0	165	Fr.	Racine, Wis. (William Horlick)
35	Garin Harcar	RB	5-11	255	RFr.	Grand Ridge, Ill. (Ottawa)
34	Marques Hawkins*	LB	5-8	210	Sr.	Chandler, Ariz. (Phoenix College)
11	Kelvyn Hemphill	DB	6-2	175	Fr.	San Antonio, Texas (O'Connor)
86	Jason Horton**	WR	6-0	185	Jr.	Bolingbrook, Ill. (Neuqua Valley)
59	Bill Hronec**	LB	6-2	225	Jr.	Evergreen Park, Ill. (Chicago Mt. Carmel)
97	Kaschiev Hunter*	DL	6-2	290	So.	Marietta, Ga. (Harrison)
71	Jeff Huntzinger*	OL	6-3	285	Jr.	Tulsa, Okla. (Union)
4	Pierre Jackson**	WR	6-1	175	Sr.	Chicago, Ill. (Minnesota)
13	Kurt James	DB	6-1	205	So.	Elmhurst, Ill. (Immaculate Conception)
78	Brandon Joyce	OL	6-5	310	Jr.	St. Charles, Mo. (Indiana)
42	Jeremy Jojnt	TE	6-3	255	Jr.	Emmetsburg, Iowa (Iowa Central CC)
77	Muhammad Kahlun	OL	6-4	290	RFr.	Garland, Texas (Lakeview Centennial)
84	Clint Keller	TE	6-3	250	Jr.	Lexington, Ky. (Paul Laurence Dunbar)
19	Bobby Kelsey*	K/P	6-1	225	So.	Channahon, Ill. (Providence Catholic)
25	Leon Kittrell***	DB	5-9	165	Sr.	Oak Creek, Wis. (Oak Creek)
23	Lamont Lagrone*	DB	5-10	175	Sr.	Houston, Texas (East Mississippi CC)
79	Jonathan Lyon	OL	6-8	300	Jr.	Urbana, Ill. (Urbana)
68	Erik Madsen	OL	6-3	285	So.	Bolingbrook, Ill. (Joliet Catholic)
73	Justin Martindale***	DL	6-2	255	Sr.	Wadsworth, Ill. (Warren Township)
36	Kevin Mazur*	K/P	5-10	195	So.	Mt. Prospect, Ill. (John Hersey)
85	Warren McCarty	WR	6-4	200	RFr.	Roscoe, Ill. (Hononegah)
47	Kedric Meredith*	FB	6-3	260	So.	Peoria, Ill. (Richwoods)
83	Dave Mordis**	TE	6-3	270	Jr.	Palos Park, Ill. (Stagg)
9	Tom Nelson*	DB	6-0	195	So.	Arlington Heights, Ill. (John Hersey)
69	Joe Niklasch*	OL	6-4	280	So.	Hartland, Wis. (Arrowhead)
80	Dan Passarelli**	WR	5-11	190	Jr.	Naperville, Ill. (Northern Illinois)
62	Mike Piton	DL	6-2	255	Fr.	Palos Hills, Ill. (Stagg)
5	Pierre Rembert*	RB	6-0	220	Sr.	Milwaukee, Wis. (Michigan)
26	Cortes Rice*	RB	6-2	215	So.	Los Alamitos, Calif. (Los Alamitos)
2	Rafael Rice*	RB	5-11	220	Jr.	Los Alamitos, Calif. (Fullerton JC)
30	Garry Roberts*	DB	6-2	210	Jr.	Edna, Texas (Edna)
81	Laurént Robinson***	WR	6-2	195	Sr.	Rockledge, Fla. (Rockledge)
10	Jake Rourke*	WR	6-3	185	So.	Chatham, Ill. (Glenwood)
55	J.W. Sheering	LB	6-2	215	RFr.	Clinton, Ill. (Clinton)
90	Dan Simnick*	DL	6-2	260	Jr.	Naperville, Ill. (North)
40	Cameron Siskowic***	LB	6-2	225	Sr.	San Diego, Calif. (Washington St.)
45	Kyle Siskowic	LB	6-1	220	RFr.	San Diego, Calif. (Clairemont)
24	Chance Smith	DB	5-11	180	RFr.	Columbus, Ohio (Beechcroft)
60	Tom Speer	DL	6-4	215	RFr.	Macomb, Ill. (Macomb)
65	Billy Speiser	OL	6-5	295	Jr.	Warrenton, Mo. (Iowa Central CC)
99	James Stevenson III*	DL	6-3	250	Jr.	Franklinville, N.J. (Illinois)
6	Kye Stewart**	LB	6-0	205	Jr.	Nashville, Tenn. (Pearl-Cohn)
61	Jonathan St-Pierre	OL	6-3	301	So.	Longueuil, Quebec (Miami (Fla.))
37	Jason Tate	DB	5-11	175	Fr.	Lake Mary, Fla. (Seminole)
95	Ronnie Tate*	DL	6-3	260	Sr.	Glendale, Ariz. (Glendale CC)
28	James Temple***	DB	6-0	210	Sr.	Savannah, Ga. (Savannah)
94	Jarek Thomas**	DL	6-3	275	Jr.	Orlando, Fla. (Edgewater)
43	Jake Weber***	LS	6-2	235	Sr.	Peoria, Ill. (Dunlap)
41	Dan Weiner	WR	6-1	190	Jr.	Chicago, Ill. (Palomar College)
88	Bert Whigham	TE	6-4	230	RFr.	Lake Mary, Fla. (Seminole)
58	Mark Whitaker*	LB	6-1	210	Jr.	Moline, Ill. (Drake)
66	Isaiah Wiggins**	OL	6-3	290	Jr.	Chicago, Ill. (Prosser)
57	Brandon Wilson	DL	6-2	210	Fr.	San Antonio, Texas (John Jay)

NUMERICAL ROSTER

No.	Name	Pos.	No.	Name	Pos.
1	Jesse Caesar	DB	45	Kyle Siskowic	LB
2	Rafael Rice	RB	47	Kedric Meredith	FB
3	Alex Filiin	DL	48	Pat Cucci	LB
4	Pierre Jackson	WR	51	Brennan Carroll	LB
5	Pierre Rembert	RB	55	J.W. Sheering	LB
6	Kye Stewart	LB	57	Brandon Wilson	DL
7	Luke Drone	QB	58	Mark Whitaker	LB
9	Tom Nelson	DB	59	Bill Hronec	LB
10	Jake Rourke	WR	60	Tom Speer	DL
11	Kelvyn Hemphill	DB	61	Jonathan St-Pierre	OL
12	Kevin Brockway	QB	62	Mike Piton	DL
13	Kurt James	DB	65	Billy Speiser	OL
14	Tyler Funk	K/P	66	Isaiah Wiggins	OL
16	Preston Earl	QB	68	Erik Madsen	OL
17	Jared Dall	WR	69	Joe Niklasch	OL
19	Bobby Kelsey	K/P	71	Jeff Huntzinger	DL
22	Geno Blow	RB	73	Justin Martindale	OL
23	Lamont Lagrone	DB	75	Janiah Downing	OL
24	Chance Smith	DB	77	Muhammad Kahlun	OL
25	Leon Kittrell	DB	78	Brandon Joyce	OL
26	Cortes Rice	RB	79	Jonathan Lyon	OL
27	Alan Abrams	RB	80	Dan Passarelli	WR
28	James Temple	DB	81	Laurént Robinson	WR
30	Garry Roberts	DB	83	Dave Mordis	TE
32	Brandon Bradbury	WR	84	Clint Keller	TE
34	Marques Hawkins	LB	85	Warren McCarty	WR
35	Garin Harcar	FB	86	Jason Horton	WR
36	Kevin Mazur	K/P	88	Bert Whigham	TE
37	Jason Tate	DB	90	Dan Simnick	DL
40	Cameron Siskowic	LB	93	Adam Blankenship	DL
41	Dan Weiner	WR	94	Jarek Thomas	DL
42	Jeremy Jojnt	TE	95	Ronnie Tate	DL
43	Jake Weber	LS	97	Kaschiev Hunter	DL
44	Niall Campbell	LB	99	James Stevenson	DL

PRONUNCIATIONS

Jesse Caesar	SEE-zahr
Niall Campbell	NILE
Pat Cucci	COO-chee
Luke Drone	rhymes with bone
Alex Filiin	FILL-in
Brent Gritton	GRIT-on
Garin Harcar	GARE-in HAR-car
Marques Hawkins	MAR-kuss
Osric Hayes	OZ-rick
Bill Hronec	RON-ick
Kaschiev Hunter	ka-SHEEV
Muhammad Kahlun	ka-LEON
Drew Kempe	KEM-pee
Ansu Kpandeyenge	an-SUE pan-DEE-in-GEE
Greg Laffere	LA-fair
Lamont Lagrone	la-GROWN
Andrew Marlier	MAR-leer
Joe Niklasch	NICK-lash
Michael Osifalajujo	OH-see-fa-LU-jo
Dan Passarelli	PASS-uh-rel-ee
Nick Passarelli	PASS-uh-rel-ee
Mike Piton	last name rhymes with "kitten"
Laurént Robinson	Loor-RAUNT
Cameron Siskowic	SIS-co-wick
Kyle Siskowic	SIS-co-wick
Babatunde Soyebó	BAH-buh-toon-day SOY-ay-bow
Tony Trujillo	TRUE-hee-yoh
Dane Zumbahlen	zum-BAH-len

ILLINOIS STATE'S SERIES HISTORY AGAINST EASTERN ILLINOIS

Illinois State leads 47-37						
1901		0	28		L	
1905	3-Nov	6	4	A	W	
1906	27-Oct	6	11	A	L	
1907	16-Nov	6	6	H	T	
1908	17-Oct	31	0	H	W	
1912	16-Nov	3	32	H	L	
1913	15-Nov	7	26	A	L	
1914	14-Nov	6	13	H	L	
1915	3-Nov	0	0	A	T	
1916	11-Nov	7	24	H	L	
1917	17-Nov	7	13	A	L	
1920	6-Nov	20	7	A	W	
1921	5-Nov	42	3	H	W	
1922	4-Nov	0	0	A	T	
1923	3-Nov	13	0	H	W	
1924	1-Nov	0	3	A	L	
1925	31-Oct	0	7	H	L	
1926	25-Nov	0	12	A	L	
1927	1-Oct	0	8	H	L	
1928	10-Nov	0	19	A	L	
1929	20-Sep	0	33	H	L	
1930	4-Oct	0	15	A	L	
1931	14-Nov	6	7	H	L	
1932	8-Oct	39	0	H	W	
1933	14-Oct	32	6	A	W	
1934	9-Nov	13	0	H	W	
1935	19-Oct	13	0	A	W	
1936	24-Oct	13	0	H	W	
1937	23-Oct	0	0	A	T	
1938	22-Oct	19	0	H	W	
1939	21-Oct	0	0	A	T	
1940	19-Oct	30	12	H	W	
1941	18-Oct	26	7	A	W	
1942	17-Oct	32	0	A	W	
1945	10-Nov	12	6	H	W	
1946	26-Oct	26	13	A	W	
1947	25-Oct	6	13	A	L	
1948	23-Oct	7	13	H	L	
1949	8-Oct	6	7	A	L	
1950	14-Oct	23	21	H	W	
1951	10-Nov	28	28	H	T	
1952	15-Nov	27	26	A	W	
1953	14-Nov	20	0	H	W	
1954	13-Nov	13	7	A	W	
1955	7-Oct	16	13	H	W	
1956	6-Oct	6	14	A	L	
1957	9-Nov	39	7	H	W	
1958	9-Nov	12	20	A	L	
1959	14-Nov	6	6	H	T	
1960	12-Nov	26	6	A	W	
1961	30-Sep	18	0	H	W	
1962	29-Sep	6	0	A	W	
1963	12-Oct	13	14	H	L	
1964	17-Oct	25	23	A	W	
1965	9-Oct	7	8	H	L	
1966	8-Oct	0	0	A	T	
1967	14-Oct	28	6	A	W	
1968	12-Oct	41	14	H	W	
1969	18-Oct	37	0	H	W	
1970	17-Oct	29	20	A	W	
1971	9-Oct	17	6	H	W	
1972	7-Oct	38	11	A	W	
1973	20-Oct	17	0	H	W	
1974	19-Oct	9	14	A	L	
1975	22-Nov	31	13	A	W	
1976	20-Nov	13	8	A	W	
1977	3-Sep	20	0	H	W	
1978	4-Nov	7	42	A	L	
1979	10-Nov	0	24	H	L	
1980	4-Oct	14	31	A	L	
1981	10-Oct	25	3	H	W	
1982	4-Sep	14	27	A	L	
1983	3-Sep	7	38	H	L	
1984	6-Oct	34	21	A	W	
1985	12-Oct	14	21	A	L	
1986	30-Aug	23	20	H	W	
1987	19-Sep	9	15	A	L	
1988	3-Sep	7	16	H	L	
1989	30-Sep	13	14	A	L	
1990	29-Sep	28	7	H	W	
1991	19-Oct	28	37	A	L	
1992	26-Sep	48	7	H	W	
1993	23-Oct	17	17	A	T	
1994	5-Nov	13	16	A	L	
1995	21-Oct	10	31	A	L	
1997	20-Sep	14	25	H	L	
1998	17-Oct	36	22	A	W	
1999	13-Nov	24	17	A	W	
2000	11-Nov	44	41	H	W	
2002	28-Sep	10	45	A	L	
2003	20-Sep	14	21	A	W	
2004	18-Sep	35	31	H	W	
2005	17-Sep	27	6	A	W	

Illinois State 27, Eastern Illinois 6

September 17, 2005 • Charleston, Ill. • O'Brien Stadium

Attendance: 6,785

▶ GAME SUMMARY

Team Effort Propels Redbirds to 27-6 Win Over Panthers

CHARLESTON, Ill. -- Illinois State

head coach Denver Johnson watched his offense and defense both post touchdowns Saturday night, as the Redbirds defeated the Eastern Illinois Panthers 27-6 in front of 6,785 fans in Charleston, Ill. Illinois State (2-1) defeated the Panthers (1-2) for the second straight time in Charleston and notched their third-straight victory against the Panthers.

The Redbirds thrived on the legs of junior Pierre Rembert in the first half. The transfer from Michigan collected 102 yards on 23 carries and scored both of ISU's touchdowns in the half.

ISU scored on its second possession of the game, as Rembert racked up 37 yards on five carries during a seven-play drive that ended in an eight-yard touchdown run by Rembert. Kevin Mazur's extra point gave the Redbirds an early 7-0 lead with 8:05 left in the first quarter. Rembert added his second score on a six-yard touchdown run that capped off a 12 play, 72-yard drive for the Redbirds.

However, the Illinois State defense played a part in the successful first half also, limiting the Panthers to just 106 yards of total offense. The Panthers had chances to score however, but missed a field goal in each quarter of the first half.

Illinois State's final score of the night came by way of sophomore Kye Stewart's 42-yard yard fumble recovery in the fourth quarter. It was ISU's second fumble return for a touchdown on the season and its third defensive score in three games.

Rembert finished the night with a career high 112 yards on 29 carries. Sophomore quarterback Luke Drone also had a solid game, going 17-for-31 with 203 yards passing for the Redbirds.

▶ SCORING SUMMARY

SCOREBOARD	1	2	3	4	FINAL
ILLINOIS STATE (2-1)	7	7	6	7	27
Eastern Illinois (1-2)	0	0	0	6	6

FIRST QUARTER

ILS - Rembert 8-yard run (Mazur kick), 8:05

SECOND QUARTER

ILS - Rembert 6-yard run (Mazur kick), 5:05

THIRD QUARTER

ILS - R. Rice 1-yard run (Cirafesi pass failed), 6:41

FOURTH QUARTER

ILS - Stewart 42-yard fumble recovery (Mazur kick), 8:22

EIU - Donato 6-yard run (Donato pass failed), 6:03

▶ TEAM STATISTICS

	ILS	EIU
First Downs	22	10
Rushing Attempts-Yards	56-178	27-74
Passing	17-31-1	16-35-2
Passing Yards	203	163
Total Offense	381	237
Fumbles-Lost	2-1	1-1
Penalties-Yards	5-45	6-70
Time of Possession	37:10	22:50

▶ INDIVIDUAL STATISTICS

RUSHING: (ILS) - Rembert 29-112, R. Rice 13-36, Drone 9-19, Thompson 5-11. (EIU) - Bess 6-40, Smith 5-18, Webb 10-16, Parsill 1-7, Campione 1-0, Donato 4-(-7).

PASSING: (ILS) - Drone 17-31-1-203. (EIU) - Donato 15-32-2-162, Kniss 0-2-0-0, Schofield 1-1-0-1.

RECEIVING: (ILS) - Mordis 4-62, Horton 3-37, Robinson 3-19, Jackson 2-26, Hayden 2-26, Denley 2-20, Rembert 1-13. (EIU) - Duhai 4-24, Owens 3-16, Blonn 3-15, Bess 2-49, Nozinor 2-30, Smith 1-23, Moblely 1-6.

TACKLE LEADERS: (ILS) - Stewart 11-0-11, Siskovic 7-4-11, Campbell 6-4-10, Temple 5-2-7. (EIU) - Burge 9-8-17, Sellers 9-6-15, Cleveland 11-3-14, Thomas 7-5-12.



2006 GFC STANDINGS

	GATEWAY			OVERALL		
	W	L	PCT	W	L	PCT
Youngstown State	0	0	.000	2	0	1.000
Southern Illinois	0	0	.000	1	0	1.000
Illinois State	0	0	.000	1	1	.500
Missouri State	0	0	.000	1	1	.500
Northern Iowa	0	0	.000	1	1	.500
Western Illinois	0	0	.000	1	1	.500
Indiana State	0	0	.000	0	2	.000
Western Kentucky	0	0	.000	0	2	.000

2006 PRESEASON POLL

1. Northern Iowa (22)	239
2. Youngstown State (7)	208
3. Illinois State (2)	190
4. Southern Illinois	160
5. Western Kentucky (1)	141
6. Western Illinois	103
7. Missouri State	79
8. Indiana State	32

SCHOLAR-BALLER™

During the 2006 season, the players listed on the left will wear the patch (shown below) on their uniform to signify their scholar baller™ status.

ISU's 2005-06 Scholar Ballers™ (2.75 GPA or higher)

Chance Allard #	Brian Arndt \$
Tristian Borzick \$	Mike Brewer
Kevin Brockway	Mike Calegari #
Niall Campbell	Brennan Carroll
Stephen Carroll #	Wally Cirafesi
Montel Conner \$	Graham Corcoran #
Pat Cucci	Stafford Davis \$
Jonathan Denley	Janiah Downing
Luke Drone \$	Greg Faulkner #
Alex Filin	Eric Follmer
Barry Hartman	Marcus Hayden
Osric Hayes #	Bill Hronec \$
Pierre Jackson \$	Kurt James
Muhammad Kahlun \$	Kyle Korth \$
Ansu Kpandeyenge #	Kevin Kreger
Anthony Kummer	Keith Lesniak #
Jonathan Lyon	Justin Martindale
Warren McCarty	Kedric Meredith
Matt Miglin	Tom Nelson#
Joe Niklasch	Nick Passarelli #
Jeremy Redic #	Rafael Rice
Laurént Robinson	William Rolle
Eyad Salem #	Dan Simnick
Cameron Siskowic \$	Kyle Siskowic \$
Babatunde Soyebó #	Mike Stegeman
Kye Stewart #	James Temple #
Jarek Thomas	Ryan Thorne #
Robert Tomei #	Tom Walters #
Jake Weber #	Dan Weiner #
Bert Whigham #	Mark Whitaker
Isaiah Wiggins	Sam Yeargin \$

indicates Spring 2006 only member; \$ indicates Fall 2005 only member



2006 ILLINOIS STATE TEAM STATISTICS

TEAM STATISTICS	ISU	OPP			
SCORING	41	27			
Points Per Game	20.5	13.5			
FIRST DOWNS	37	22			
Rushing	16	7			
Passing	19	15			
Penalty	2	0			
RUSHING YARDAGE	261	107			
Yards gained rushing	299	145			
Yards lost rushing	38	38			
Rushing Attempts	71	57			
Average Per Rush	3.7	1.9			
Average Per Game	130.5	53.5			
TDs Rushing	0	0			
PASSING YARDAGE	481	419			
Att-Comp-Int	76-40-1	60-33-4			
Average Per Pass	6.3	7.0			
Average Per Catch	12.0	12.7			
Average Per Game	240.5	209.5			
TDs Passing	4	0			
TOTAL OFFENSE	742	526			
Total Plays	147	117			
Average Per Play	5.0	4.5			
Average Per Game	371.0	263.0			
KICK RETURNS: #-YARDS	6-85	7-149			
PUNT RETURNS: #-YARDS	3-20	3-94			
INT RETURNS: #-YARDS	4-30	1-0			
KICK RETURN AVERAGE	14.2	21.3			
PUNT RETURN AVERAGE	6.7	31.3			
INT RETURN AVERAGE	7.5	0.0			
FUMBLES-LOST	1-1	1-0			
PENALTIES-YARDS	8-73	11-97			
Average Per Game	36.5	48.5			
PUNTS-YARDS	10-369	9-319			
Average Per Punt	36.9	35.4			
Net punt average	23.5	31.0			
TIME OF POSSESSION/GAME	31:04	28:56			
3RD-DOWN CONVERSIONS	15/36	9/29			
3rd-Down Pct	42%	31%			
4TH-DOWN CONVERSIONS	2/3	2/6			
4th-Down Pct	67%	33%			
SACKS BY-YARDS	2-10	3-17			
MISC YARDS	0	0			
TOUCHDOWNS SCORED	4	2			
FIELD GOALS-ATTEMPTS	5-7	4-5			
ON-SIDE KICKS	0-1	0-0			
RED-ZONE SCORES	8-9 89%	3-6 50%			
RED-ZONE TOUCHDOWNS	3-9 33%	0-6 0%			
PAT-ATTEMPTS	2-2 100%	1-1 100%			
ATTENDANCE	10262	47250			
Games/Avg Per Game	1/10262	1/47250			
Neutral Site Games		0/0			
SCORE BY QUARTERS	1st	2nd	3rd	4th	Total
Illinois State	3	6	13	19	41
Opponents	0	10	6	11	27

2006 ILLINOIS STATE INDIVIDUAL STATISTICS

RUSHING	G	Att	Gain	Loss	Net	Avg	TD	Long	Avg/G
Rembert,Pierre	2	56	259	15	244	4.4	0	23	122.0
Rice,Rafael	2	7	30	0	30	4.3	0	11	15.0
Robinson,Lauren	1	1	5	0	5	5.0	0	5	5.0
TEAM	1	1	0	2	-2	-2.0	0	0	-2.0
Drone,Luke	2	6	5	21	-16	-2.7	0	5	-8.0
Total.....	2	71	299	38	261	3.7	0	23	130.5
Opponents.....	2	57	145	38	107	1.9	0	16	53.5

TOTAL OFFENSE	G	Plays	Rush	Pass	Total	Avg/G
Drone,Luke	2	82	-16	481	465	232.5
Rembert,Pierre	2	56	244	0	244	122.0
Rice,Rafael	2	7	30	0	30	15.0
Robinson,Lauren	1	1	5	0	5	5.0
TEAM	1	1	-2	0	-2	-2.0
Total.....	2	147	261	481	742	371.0
Opponents.....	2	117	107	419	526	263.0

PASSING	G	Effic	Att-Cmp-Int	Pct	Yds	TD	Lng	Avg/G
Drone,Luke	2	120.53	40-76-1	52.6	481	4	70	240.5
Total.....	2	120.53	40-76-1	52.6	481	4	70	240.5
Opponents.....	2	100.33	33-60-4	55.0	419	0	59	209.5

FIELD GOALS	FGM-FGA	Pct	01-19	20-29	30-39	40-49	50-99	Lg	Blk
Mazur,Kevin	5-6	83.3	0-0	3-3	2-3	0-0	0-0	35	0
Kelsey,Bobby	0-1	0.0	0-0	0-0	0-0	0-1	0-0	0	0

FG SEQUENCE	Illinois State	OPPONENTS
Kansas State	(35)	38,(52),(41),(30)
Central Arkansas	49,(23),(25),37,(20),(35)	(31)

Numbers in (parentheses) indicate field goal was made.

RECEIVING	G	No.	Yds	Avg	TD	Long	Avg/G
Jackson,Pierre	2	12	201	16.8	1	70	100.5
Robinson,Lauren	1	9	77	8.6	2	22	77.0
Horton,Jason	2	7	52	7.4	0	10	26.0
Mordis,Dave	2	5	49	9.8	0	18	24.5
Rembert,Pierre	2	4	12	3.0	0	14	6.0
Rourke,Jake	2	3	90	30.0	1	61	45.0
Total.....	2	40	481	12.0	4	70	240.5
Opponents.....	2	33	419	12.7	0	59	209.5

PUNTING	No.	Yds	Avg	Long	TB	FC	I20	Blkd
Kelsey,Bobby	10	369	36.9	46	2	3	3	0
Total.....	10	369	36.9	46	2	3	3	0
Opponents.....	9	319	35.4	45	1	1	3	0

PUNT RETURNS	No.	Yds	Avg	TD	Long
Horton,Jason	2	10	5.0	0	7
Passarelli,Dan	1	10	10.0	0	10
Total.....	3	20	6.7	0	10
Opponents.....	3	94	31.3	1	81

KICKOFFS	No.	Yds	Avg	TB	OB	Retn	Net	YdLn
Kelsey,Bobby	10	605	60.5	3	0			
Total.....	10	605	60.5	3	0	149	39.6	25
Opponents.....	8	504	63.0	2	0	85	47.4	17

INTERCEPTIONS	No.	Yds	Avg	TD	Long
Nelson,Tom	3	29	9.7	0	18
Thomas,Jarek	1	1	1.0	0	1
Total.....	4	30	7.5	0	18
Opponents.....	1	0	0.0	0	0

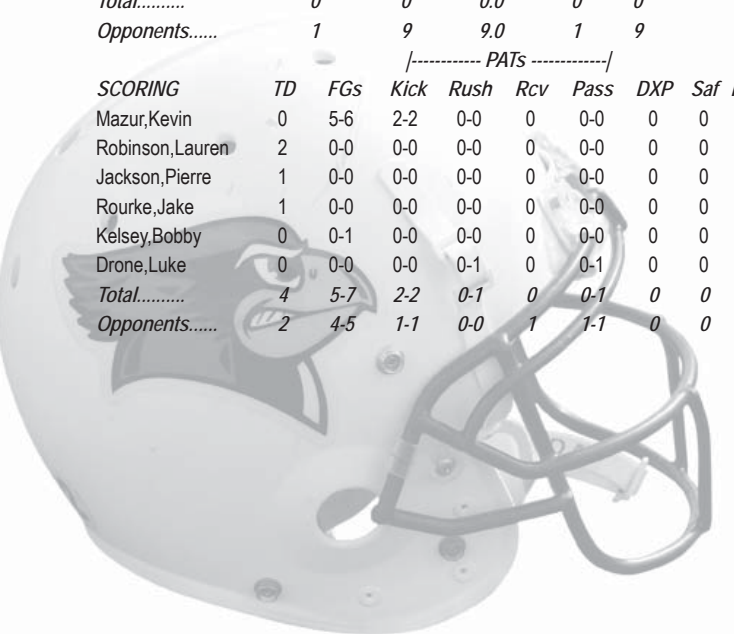
ALL PURPOSE	G	Rush	Rec	PR	KOR	IR	Tot	Avg/G
Rembert,Pierre	2	244	12	0	32	0	288	144.0
Jackson,Pierre	2	0	201	0	0	0	201	100.5
Horton,Jason	2	0	52	10	31	0	93	46.5
Rourke,Jake	2	0	90	0	0	0	90	45.0
Robinson,Lauren	1	5	77	0	0	0	82	82.0
Nelson,Tom	2	0	0	0	22	29	51	25.5
Mordis,Dave	2	0	49	0	0	0	49	24.5
Rice,Rafael	2	30	0	0	0	0	30	15.0
Passarelli,Dan	2	0	0	10	0	0	10	5.0
Thomas,Jarek	2	0	0	0	0	1	1	0.5
TEAM	1	-2	0	0	0	0	-2	-2.0
Drone,Luke	2	-16	0	0	0	0	-16	-8.0
Total.....	2	261	481	20	85	30	877	438.5
Opponents.....	2	107	419	94	149	0	769	384.5

KICK RETURNS	No.	Yds	Avg	TD	Long
Horton,Jason	3	31	10.3	0	14
Nelson,Tom	2	22	11.0	0	15
Rembert,Pierre	1	32	32.0	0	32
Total.....	6	85	14.2	0	32
Opponents.....	7	149	21.3	0	41

FUMBLE RETURNS	No.	Yds	Avg	TD	Long
Total.....	0	0	0.0	0	0
Opponents.....	1	9	9.0	1	9

----- PATS -----

SCORING	TD	FGs	Kick	Rush	Rcv	Pass	DXP	Saf	Points
Mazur,Kevin	0	5-6	2-2	0-0	0	0-0	0	0	17
Robinson,Lauren	2	0-0	0-0	0-0	0	0-0	0	0	12
Jackson,Pierre	1	0-0	0-0	0-0	0	0-0	0	0	6
Rourke,Jake	1	0-0	0-0	0-0	0	0-0	0	0	6
Kelsey,Bobby	0	0-1	0-0	0-0	0	0-0	0	0	0
Drone,Luke	0	0-0	0-0	0-1	0	0-1	0	0	0
Total.....	4	5-7	2-2	0-1	0	0-1	0	0	41
Opponents.....	2	4-5	1-1	0-0	1	1-1	0	0	27



2006 ILLINOIS STATE DEFENSIVE STATISTICS

DEFENSIVE LEADERS	GP	TACKLES				SACKS		PASS DEF			FUMBLES		BLKD	
		SOLO	AST	TOTAL	TFL/YDS	NO-YARDS	INT-YDS	BRUP	QBH	RCV-YDS	FF	KICK	SAF	
6 Stewart, Kye	2	17	10	27	3.0-13	1.0-9	
40 Siskowic, Camero	2	10	13	23	3.5-7	1.0-1	
44 Campbell, Niall	2	7	8	15	2.5-3	.	.	2	
25 Kittrell, Leon	2	6	4	10	.	.	.	1	
94 Thomas, Jarek	2	5	3	8	3.0-5	1.0-1	1-1	.	2	
95 Tate, Ronnie	2	4	2	6	1.5-3	.	.	3	5	
73 Martindale, Just	2	3	3	6	2.5-14	1.0-6	.	.	3	.	1	.	.	
1 Caesar, Jesse	2	4	1	5	
59 Hronec, Bill	2	3	1	4	1.0-2	
28 Temple, James	2	2	2	4	.	.	.	2	
3 Filin, Alex	2	3	.	3	2.0-2	1.0-1	
37 Tate, Jason	2	3	.	3	
9 Nelson, Tom	2	1	1	2	.	.	3-29	2	
19 Kelsey, Bobby	2	2	.	2	
90 Simnick, Dan	2	.	1	1	
93 Blankenship, Ada	2	.	1	1	1	
34 Hawkins, Marques	1	1	.	1	
51 Carroll, Brennan	1	1	.	1	
57 Wilson, Brandon	1	.	1	1	
43 Weber, Jake	2	.	1	1	
4 Jackson, Pierre	2	.	1	1	
99 Stevenson, James	2	1	
<i>Total.....</i>	<i>2</i>	<i>72</i>	<i>53</i>	<i>125</i>	<i>19-49</i>	<i>2-10</i>	<i>4-30</i>	<i>10</i>	<i>12</i>	<i>1</i>	<i>1</i>	<i>.</i>	<i>.</i>	
<i>Opponents.....</i>	<i>2</i>	<i>88</i>	<i>52</i>	<i>140</i>	<i>13.0-39</i>	<i>3-17</i>	<i>1-0</i>	<i>13</i>	<i>8</i>	<i>1-9</i>	<i>1</i>	<i>.</i>	<i>.</i>	



2006 GAME-BY-GAME INDIVIDUAL STATISTICS

Rushing (Att.-Yds.-TD)						
Opp.	Abrams	Blow	C. Rice	R. Rice	Drone	Rembert
at Kansas St.	dnp	dnp	dnp	0-0-0	4-(-17)-0	29-105-0
C. Arkansas	0-0-0	0-0-0	dnp	7-30-0	2-1-0	27-139-0
E. Illinois						
at Murray St.						
at Western Ky.						
S. Illinois						
at W. Illinois						
Y'stown St.						
Missouri St.						
at Indiana St.						
at N. Iowa						


Passing (Comp.-Att.-Int.-Yds.-TD)			
Opp.	Brockway	Drone	Earl
at Kansas St.	dnp	24-38-1-253-3	dnp
C. Arkansas	dnp	16-38-0-228-1	dnp
E. Illinois			
at Murray St.			
at Western Ky.			
S. Illinois			
at W. Illinois			
Y'stown St.			
Missouri St.			
at Indiana St.			
at N. Iowa			

Kicking Stats						
Opp.	Kelsey			Mazur		
	FG	FG Seq.	PAT	FG	FG Seq.	PAT
at Kansas St.	0-0		0-0	1-1	(35)	2-2
C. Arkansas	0-1	49	0-0	4-5	(23), (25), 37, (20), (35)	0-0
E. Illinois						
at Murray St.						
at Western Ky.						
S. Illinois						
at W. Illinois						
Y'stown St.						
Missouri St.						
at Indiana St.						
at N. Iowa						

Punting						
Kelsey	(No.-Avg.-Long)	50+	I-20	I-10	I-5	
at Kansas St.	4-36.0-39	0	1	1	0	
C. Arkansas	6-37.5-46	0	2	2	1	
E. Illinois						
at Murray St.						
at Western Ky.						
S. Illinois						
at W. Illinois						
Y'stown St.						
Missouri St.						
at Indiana St.						
at N. Iowa						

Receivers (Rec.-Yards.-TD)											
	KSU	UCA	EIU	Murray	WKU	SIU	WIU	YSU	MSU	INS	UNI
Horton	3-21-0	4-31-0									
Jackson	3-88-1	9-113-0									
Mordis	4-31-0	1-18-0									
Robinson	9-77-2	inj									
Rourke	1-24-0	2-66-1									

Defense (UT-AT-TT-TFL-FR-I-PBU-S)											
	KSU	UCA	EIU	Murray	WKU	SIU	WIU	YSU	MSU	INS	UNI
Blankenship	0-1-1-0-0-0-0-0	0-0-0-0-0-0-0-0									
Caesar	1-0-1-0-0-0-0-0	3-1-4-0-0-0-0-0									
Campbell	3-3-6-1.5-0-0-0-0	4-5-9-1-0-0-2-0									
Fillin	0-0-0-0-0-0-0-0	3-0-3-2-0-0-0-1									
Hawkins	1-0-1-0-0-0-0-0	dnp									
Hronec	3-0-3-1-0-0-0-0	0-1-1-0-0-0-0-0									
Kittrell	2-3-5-0-0-0-1-0	4-1-5-0-0-0-0-0									
Martindale	1-1-2-0-0-0-0-0	2-2-4-2.5-0-0-0-1									
Nelson	0-0-0-0-0-2-1-0	1-1-2-0-0-1-1-0									
Simnick	0-1-1-0-0-0-0-0	0-0-0-0-0-0-0-0									
Siskowic, C.	8-7-15-1-0-0-0-1	2-6-8-2.5-0-0-0-0									
Stewart	8-5-13-2.5-0-0-0-1	9-5-14-0.5-0-0-0-0									
Tate, J.	0-0-0-0-0-0-0-0	3-0-3-0-0-0-0-0									
Tate, R.	2-0-2-0-0-0-2-0	2-2-4-1.5-0-0-1-0									
Temple	1-2-3-0-0-0-0-0	1-0-1-0-0-0-2-0									
Thomas	2-1-3-0-0-0-0-0	3-2-5-3-0-1-0-1									



REDBIRD CAPTAINS

Game	Redbird Captains
at Kansas St.	Campbell, Drone, Robinson, Temple
C. Arkansas	Kittrell, Martindale, R. Tate, Rembert
E. Illinois	
at Murray St.	
at Western Ky.	
S. Illinois	
at W. Illinois	
Y'stown St.	
Missouri St.	
at Indiana St.	
at N. Iowa	

GFC PLAYERS OF THE WEEK**OFFENSE**

Sept. 4 - Laurént Robinson (WR - 9 rec., 77 yds., 2 TDs)

DEFENSE


Sept. 10 - Kye Stewart (LB - 14 tackles, 9 solo and .5 TFL)

SPECIAL TEAMS

Sept. 10 - Kevin Mazur (K - 4 FGs from 23, 25, 20, 35)

2006 PLAYER PARTICIPATION

	KSU	UCA	EIU	Murray	WKU	SIU	WIU	YSU	MSU	INS	UNI
Abrams, Alan	dnp	x									
Blankenship, Adam	x	x									
Blow, Geno	dnp	x									
Bradbury, Brandon	dnp	x									
Caesar, Jesse	S-CB	S-CB									
Campbell, Niall	x	S-MLB									
Carroll, Brennan	dnp	x									
Cucci, Pat	S-SLB	x									
Downing, Janiah	S-RG	S-RG									
Drone, Luke	S-QB	S-QB									
Filin, Alex	x	x									
Harcar, Garin	x	x									
Hawkins, Marques	x	dnp									
Horton, Jason	x	S-WR									
Hronec, Bill	S-MLB	x									
Hunter, Kaschiev	dnp	x									
Jackson, Pierre	S-WR	S-WR									
Joyce, Brandon	dnp	x									
Joynt, Jeremy	x	x									
Keller, Clint	x	x									
Kelsey, Bobby	x	x									
Kittrell, Leon	S-CB	S-CB									
Lagrone, Lamont	dnp	x									
Lyon, Jonathan	S-RT	S-RT									
Madsen, Erik	S-C	S-C									
Martindale, Justin	S-DT	S-DT									
Mazur, Kevin	x	x									
McCarty, Warren	dnp	x									
Meredith, Kedric	S-TE	S-TE									
Mordis, Dave	S-HB	S-HB									
Nelson, Tom	S-FS	S-FS									
Niklasch, Joe	S-LG	S-LG									
Passarelli, Dan	x	x									
Rembert, Pierre	S-TB	S-TB									
Rice, Rafael	x	x									
Roberts, Garry	x	x									
Robinson, Laurént	S-WR	inj									
Rourke, Jake	x	x									
Sheering, J.W.	dnp	x									
Simnick, Dan	x	x									
Siskowic, Cameron	x	S-SLB									
Speer, Tom	x	x									
Speiser, Bill	x	x									
Stevenson, James	S-DE	S-DE									
Stewart, Kye	S-WLB	S-WLB									
St-Pierre, Jonathan	dnp	x									
Tate, Jason	x	x									
Tate, Ronnie	S-DE	S-DE									
Temple, James	S-SS	S-SS									
Thomas, Jarek	S-DT	S-DT									
Weber, Jake	x	x									
Whitaker, Mark	x	x									
Wiggins, Isaiah	S-LT	S-LT									
Wilson, Brandon	dnp	x									



THE SPORTS NETWORK POLL

Team (first place votes)	Pts.	Prv. Rank
1. New Hampshire (56)	2,513	2
2. Appalachian State (42)	2,469	1
3. Cal Poly (1)	2,230	5
4. Furman	2,221	4
5. Montana	2,058	6
6. Youngstown State* (1)	1,952	8
7. Illinois State	1,901	7
8. Richmond	1,828	10
9. Massachusetts	1,699	9
10. Hampton	1,469	14
11. Delaware	1,303	15
12. Northern Iowa*	1,208	3
13. Portland State (3)	1,129	21
14. McNeese State	1,101	16
15. James Madison	1,083	12
16. Southern Illinois*	1,061	17
17. North Dakota State	1,026	18
18. Eastern Illinois	799	20
19. Eastern Kentucky	688	23
20. Montana State	670	11
21. UC Davis	653	19
22. Lafayette	476	25
23. Texas State	390	22
24. Georgia Southern	328	13
25. Alabama A&M	207	NA

*Gateway Football Conference member
 Illinois State opponent

THE CSN COACHES POLL

Team (first place votes)	Pts.	Prv. Rank
1. New Hampshire (18)	782	2
2. Appalachian State (13)	775	1
3. Furman	704	3
4. Cal Poly	692	5
5. Montana	641	6
6. Illinois State	596	9
7. Youngstown State* (1)	584	8
8. Richmond	578	7
9. Massachusetts	480	10
10. Hampton	456	14
11. Delaware	440	15
12. McNeese State	382	17
13. Southern Illinois*	363	16
14. James Madison	336	13
15. Portland State (3)	335	20
16. North Dakota State	324	18
17. Northern Iowa*	321	4
18. Eastern Illinois	262	22
19. Eastern Kentucky	246	24
20. UC Davis	185	21
21. Lafayette	168	25
22. Montana State	153	11
23. Texas State	133	19
24. Georgia Southern	115	12
25. Nicholls State	60	23

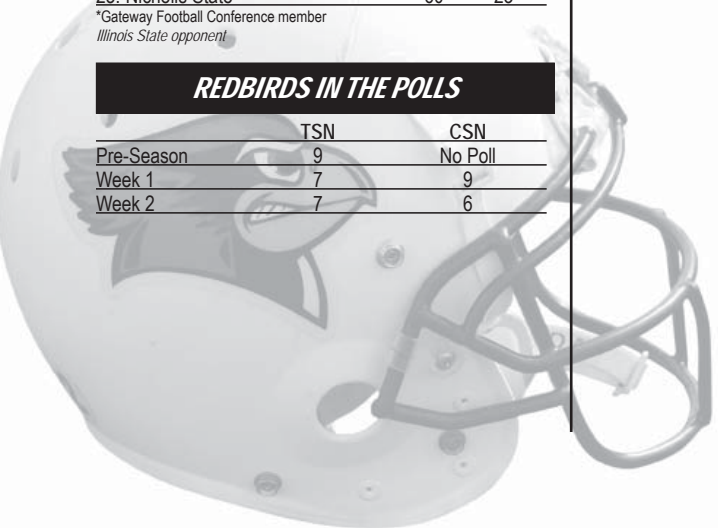
*Gateway Football Conference member
 Illinois State opponent

REDBIRDS IN THE POLLS

	TSN	CSN
Pre-Season	9	No Poll
Week 1	7	9
Week 2	7	6

ILLINOIS STATE' SCORING DRIVES/PLAYS

Qtr.	Opponent	Time	Scoring Play	Conversion	Plays-Yds.	TOP	Score
1	Kansas State	9:42	Mazur 35-yard field goal		11-53	4:41	3-0
3	Kansas State	12:25	Robinson 4-yard pass from Drone	Mazur kick	7-86	2:35	10-10
4	Kansas State	12:35	Robinson 2-yard pass from Drone	Mazur kick	13-80	7:00	17-13
4	Kansas State	3:02	Jackson 3-yard pass from Drone	Rush Failed	11-47	5:23	23-24
2	C. Arkansas	14:12	Mazur 23-yard field goal		13-83	2:26	3-0
2	C. Arkansas	10:04	Mazur 25-yard field goal		7-34	2:11	6-0
3	C. Arkansas	12:18	Rourke 61-yard pass from Drone	Pass Failed	6-95	2:33	12-0
4	C. Arkansas	12:36	Mazur 20-yard field goal		9-71	3:40	15-3
4	C. Arkansas	3:03	Mazur 35-yard field goal		4-5	1:07	18-3



OPPONENT SCORING DRIVES/PLAYS

Qtr.	Opponent	Time	Scoring Play	Conversion	Plays-Yds.	TOP	Score
2	Kansas State	4:54	Snodgrass 52-yard field goal		13-59	4:52	3-3
2	Kansas State	1:55	Figurs 81-yard punt return	Snodgrass kick			3-10
3	Kansas State	4:35	Snodgrass 41-yard field goal		7-10	3:28	10-13
4	Kansas State	8:36	Snodgrass 30-yard field goal		10-45	3:50	17-16
4	Kansas State	8:25	Garvin 9-yard fumble recovery	Norwood catch			17-24
3	Central Arkansas	1:25	Paul 31-yard field goal		8-73	3:49	12-3

NATIONAL RANKINGS

Team Statistics	Rank	Avg.
Rushing Offense	56	130.50
Passing Offense	17	240.50
Total Offense	28	371.00
Scoring Offense	t55	20.50
Rushing Defense	6	53.50
Pass Efficiency Defense	28	100.33
Total Defense	32	263.00
Scoring Defense	23	13.50
Net Punting	98	23.50
Punt Returns	58	6.67
Kickoff Returns	94	14.17
Turnover Margin	t25	1.00
Pass Defense	t78	209.50
Passing Efficiency	55	120.50
Sacks	t24	2.50
Tackles for Loss	t4	9.50
Sacks Allowed	t41	1.50

Individual Statistics in the Top 20

Pierre Rembert - Rushing	16	122.0
Luke Drone - Total Offense	20	22.50
Pierre Jackson - Receptions	18	6.00
Pierre Jackson - Receiving Yards	14	100.50
Tom Nelson - Interceptions	1	1.50
Kevin Mazur - Field Goals	t3	2.50
Kye Stewart - Total Tackles	3	13.50
Cameron Siskowic - Tackles for Loss	t14	2.00

TOP FIVE UNDER JOHNSON

Here is a top five list of ISU players that have passed for 300 yards or rushed or caught 100 yards in Denver Johnson's tenure:

100-Yard Rushing Games (42)

272. Pierre Rembert at Missouri State (11/5/05)
239. Sha-Ron Edwards at Missouri State (11/8/03)
233. Sha-Ron Edwards vs. Western Ky. (10/18/03)
222. Brian Thompson vs. Y'stown State (10/23/04)
210. Quincy Washington vs. Quincy (9/7/02)

300-Yard Passing Games (11)

440. Luke Drone vs. Indiana State (11/12/05)
385. Mike Souza at Illinois (9/6/03)
372. Yance Vaughan at Minnesota (9/11/04)
350. Kevin Glenn vs. Missouri State (11/18/00)
348. Yance Vaughan at Indiana State (10/2/04)

100-Yard Receiving Games (20)

292. Laurént Robinson vs. Indiana State (11/12/05)
243. Laurént Robinson vs. Northern Iowa (10/22/05)
243. Dwayne Smith at Illinois (9/6/03)
183. Vito Golson vs. Northern Iowa (10/27/01)
180. Laurént Robinson at Southern Illinois (10/15/05)

ISU LONG PLAYS

Plays of 20 or more yards from scrimmage ...

	ISU	Opp.
at Kansas St.	3	2
C. Arkansas	3	5
E. Illinois		
at Murray St.		
at Western Ky.		
S. Illinois		
at W. Illinois		
Y'stown St.		
Missouri St.		
at Indiana St.		
at N. Iowa		



THE REDBIRDS' RECORD WHEN

	2006	DJ Era*
Playing at home	1-0	23-13
Playing on the road	0-1	10-23
Playing on a neutral field	0-0	0-0
Playing at night	1-1	12-10
Playing during the day	0-0	21-26
ISU scores on first possession	0-1	16-5
Opponent scores on first possession	0-0	9-17
ISU scores first	1-1	19-8
Opponent scores first	0-0	13-27
ISU leads after the 1st quarter	0-1	16-8
Opponent leads after 1st quarter	0-0	7-23
ISU leads at halftime	1-0	21-8
Opponent leads at halftime	0-1	8-26
ISU leads after 3rd quarter	1-0	22-6
Opponent leads after 3rd quarter	0-1	8-29
Game goes into overtime	0-0	1-2
ISU has more total yards	1-1	26-15
Opponent has more total yards	0-0	6-22
ISU has more rushing yards	1-1	26-13
Opponent has more rushing yards	0-0	6-24
ISU has more passing yards	0-1	23-20
Opponent has more passing yards	1-0	9-16
ISU has more turnovers	0-0	10-23
Opponent has more turnovers	1-0	17-8
Teams have equal turnovers	0-0	5-5
ISU has more penalties	1-0	17-17
Opponent has more penalties	0-1	12-18
ISU has more time of possession	0-1	18-15
Opponent has more time of possession	1-0	13-22
ISU has 100-yard rusher	1-1	26-15
Opponent has 100-yard rusher	0-0	12-21
ISU scores at least 20 points	0-1	28-17
Opponent scores at least 20 points	0-1	12-33
ISU throws for 300 yards	0-0	8-5
Opponent throws for 300 yards	0-0	1-10
Playing on natural grass	0-0	2-7
Playing on artificial surface	1-1	29-31
ISU defense scores	0-0	7-5
Opponent defense scores	0-0	2-11
ISU returns KO/Punt for TD	0-0	1-0
Opponent returns KO/Punt for TD	0-1	2-3

*Denotes the Denver Johnson era (2000-present)

THE LAST TIME IT HAPPENED

ILLINOIS STATE INDIVIDUAL

Rushed for 100 yards	139, Pierre Rembert vs. Central Arkansas, 9-9-06
Rushed for 200 yards	272, Pierre Rembert at Missouri State, 11-5-05
Passed for 200 yards	228, Luke Drone vs. Central Arkansas, 9-9-06
Passed for 300 yards	440, Luke Drone vs. Indiana State, 11-12-05
Passed for 400 yards	440, Luke Drone vs. Indiana State, 11-12-05
Had 10 receptions	14, Laurént Robinson vs. Indiana State, 11-12-05
Had 100 yards receiving	113, Pierre Jackson vs. Central Arkansas, 9-9-06
Returned a punt for a TD	Joe Walkins (52 yards) vs. Y'stown St., 10-23-04
Returned a kickoff for a TD	LaShawn Bullock (97 yards) vs. Y'stown St., 10-23-04
Returned an interception for a TD	Kye Stewart (21 yards) vs. Western Kentucky, 10-8-05
Returned a fumble for a TD	James Temple (56 yards) vs. Western Kentucky, 10-8-05
Returned a blocked FG for a TD	Armando Andrade (85 yards) vs. W. Va. Tech, 8-31-00
Returned a blocked punt for a TD	Justin Frierson (28 yards) vs. Prairie View A&M, 10-21-00
Rushed for three touchdowns	3, Cortes Rice vs. Indiana State, 11-12-05
Threw three touchdown passes	3, Luke Drone at Kansas State, 9-2-06
Caught three touchdown passes	3, Laurént Robinson vs. Indiana State, 11-12-05
Kicked three field goals	4, Kevin Mazur vs. Central Arkansas, 9-9-06
Had a 70-yard run from scrimmage	70, Demetrus Johnson vs. Saint Xavier, 9-2-04
Had a 70-yard pass completion	88, Luke Drone to Laurént Robinson vs. Drake, 9-10-05
Had 20 tackles	21, Boomer Grigsby at Indiana State, 10-2-04
Had 50-yard field goal	50, Stephen Carroll at S. Illinois, 10-14-03
Had a 70-yard punt	70, Ryan Hoffman vs. Y'stown St., 10-23-04

ILLINOIS STATE TEAM

400 yards rushing	405 vs. Youngstown State, 11-14-98
300 yards rushing	341 at Missouri State, 11-5-05
400 yards passing	440 vs. Indiana State, 11-12-05
300 yards passing	440 vs. Indiana State, 11-12-05
500 yards total offense	708 vs. Indiana State, 11-12-05
30 first downs	35 vs. Indiana State, 11-12-05
50 points	70 vs. Indiana State, 11-12-05
Scored a safety	at Youngstown State (sacked punter), 10-25-03
Posted a shutout	Illinois State 42, Murray State 0, 9-24-05
Held an opponent under 100 yards rushing	63 vs. Central Arkansas, 9-9-06
Held an opponent under 100 yards passing	99 vs. Indiana State, 11-12-05
Held an opponent under 200 total yards	135 vs. Murray State, 9-24-05
Held an opponent under 100 total yards	87 vs. Lincoln, 9-1-84
Blocked a punt	at Northern Iowa, 11-13-04
Blocked a field goal	vs. Drake, 9-10-05
Blocked an extra point attempt	vs. Drake, 9-10-05

OPPONENT INDIVIDUAL

Rushed for 100 yards	142, Andre Forte, Indiana State, 11-12-05
Rushed for 200 yards	207, Julian Reese, Indiana State, 11-10-01
Passed for 200 yards	256, Robbie Park vs. Central Arkansas, 9-9-06
Passed for 300 yards	314, Bret Meyer, Iowa State, 9-3-05
Passed for 400 yards	460, A.J. Porter, Missouri State, 11-8-03
Had 10 receptions	10, Jeff Hewitt, Missouri State, 11-18-00
Had 100 yards receiving	146, Aaron Fairouz vs. Central Arkansas, 9-9-06
Returned a punt for a TD	81, Yamon Figurs, Kansas State, 9-2-06
Returned a kickoff for a TD	Steven Rush (100 yards), Missouri State, 10-9-04
Returned an interception for a TD	Fred Miller (32 yards), Eastern Illinois, 9-20-03
Returned a fumble for a TD	9, Byron Garwin at Kansas State, 9-2-05
Returned a blocked FG for a TD	Travis Williams (66 yards), Illinois, 9-6-03
Returned a blocked punt for a TD	Jason Newell (5 yards), Southern Illinois, 10-6-01
Rushed for three touchdowns	3, Andre Forte, Indiana State, 11-12-05
Threw three touchdown passes	3, Justin Haddix, Western Kentucky, 10-8-05
Caught three touchdown passes	4, Steven Rush, Missouri State, 11-8-03
Kicked three field goals	3, Chris James, Western Kentucky, 10-8-05
Had a 70-yard run from scrimmage	80, Laurence Maroney, Minnesota, 9-11-04
Had a 70-yard pass completion	98, Steve LaFalce to Marco Thomas, Western Illinois, 10-29-05
Had 20 tackles	21, Ian Dominelli, Youngstown State, 10-30-99
Had 50-yard field goal	52, Jeff Snodgrass at Kansas State, 9-2-06
Had a 70-yard punt	74, Jim Hannula, Northern Illinois, 9-30-78

OPPONENT TEAM

400 yards rushing	474, Western Kentucky, 11-3-01
300 yards rushing	303, Minnesota, 9-11-04
400 yards passing	460, Missouri State, 11-8-03
300 yards passing	314, Iowa State, 9-3-05
500 yards total offense	504, Western Illinois, 10-29-05
30 first downs	32, UNLV, 9-27-97
50 points	58, Western Kentucky, 11-3-01
Scored a safety	Iowa State, 9-3-05
Posted a shutout	Florida Atlantic, 11-20-04
Held ISU under 100 yards rushing	93, Kansas State, 9-2-06
Held ISU under 100 yards passing	53, Drake, 8-28-03
Held ISU under 200 total yards	198, Youngstown State, 11-9-02
Held ISU under 100 total yards	94, Central State, 9-9-89
Blocked a punt	Drake, 9-10-05
Blocked a field goal	Western Kentucky, 10-8-05
Blocked an extra point attempt	South Florida, 10-16-99

Kansas St. 24, #9 Illinois State 23September 2, 2006 • Manhattan, Kan. • Snyder Family Stadium
Attendance: 47,250► **GAME SUMMARY****ISU Gives K-State a Scare, But Falls 24-23**

MANHATTAN, Kan. – Heading into Saturday's football season opener against Kansas State, the Illinois State Redbirds were determined to give their Division I counterparts a tough game. That is certainly what the Wildcats received from the Redbirds, as a failed two-point conversion with 3:02 left in the fourth quarter left the 'Birds a point short and ISU was defeated 24-23 in front of 47,250 fans at the newly dedicated Bill Snyder Family Stadium.

On the first play from scrimmage, ISU safety Tom Nelson intercepted a long pass from KSU quarterback Dylan Meier and put the Redbirds on offense. The 'Birds took full advantage of the early turnover as Kevin Mazur capped off a 11-play, 53 yard scoring drive with a 35-yard field goal to give the Redbirds a 3-0 lead with 9:42 left in the first quarter.

KSU kicker Jeff Snodgrass connected on a 52-yard field goal to tie the score at 3-3 with 4:54 left in the half. The Wildcats then continued to impress on special teams, as Yamon Figs returned a Bobby Kelsey punt 81 yards for a touchdown to give KSU a 10-3 lead with just under two minutes remaining in the half.

After receiving the kickoff to start the second half, Luke Drone connected with Pierre Jackson on a 70-yard strike down the sideline to put the 'Birds on the Kansas State six-yard line. Two plays later, Drone found Laurént Robinson in the end zone for a four-yard touchdown pass to tie the score at 10-10.

KSU would answer with 4:35 left in the quarter to re-take the lead 13-10, as Snodgrass connected on his second field goal of the game, this time from 41 yards out. The score would stay that way until the fourth quarter when Drone and Robinson hooked up on their second touchdown pass to put the Redbirds up 17-13. KSU then cut the ISU lead to one 17-16 on Snodgrass' third field goal of the game with 8:36 left to go.

On the ensuing kickoff, however, ISU's Jason Horton fumbled on the return and KSU's Byron Garvin returned the fumble nine yards to put the Wildcats up 24-17. The Redbirds would not go away, though, as Drone then led his team to an 11-play, 47-yard scoring drive that culminated in a three-yard touchdown pass to Jackson to cut the lead to 24-23. Head coach Denver Johnson then made the call to go for the two-point conversion, but Drone was unable to break the plane on the quarterback draw.

► **SCORING SUMMARY**

SCOREBOARD	1	2	3	4	FINAL
ILLINOIS STATE (0-1)	3	0	7	13	23
Kansas State (1-0)	0	10	3	11	24

FIRST QUARTER

ISU – Mazur 35-yard field goal, 9:24

SECOND QUARTER

KSU – Snodgrass 52-yard field goal, 4:54

KSU – Figs 81-yard punt return (Snodgrass kick), 1:55

THIRD QUARTER

ISU – Robinson 4-yard pass from Drone (Mazur kick), 12:25

KSU – Snodgrass 41-yard field goal, 4:35

FOURTH QUARTER

ISU – Robinson 2-yard pass from Drone (Mazur kick), 12:35

KSU – Snodgrass 30-yard field goal, 8:36

KSU – Garvin 9-yard fumble recovery (Norwood pass from Meier), 8:45

ISU – Jackson 3-yard pass from Drone (rush failed), 3:02

► **TEAM STATISTICS**

	ISU	KSU
First Downs	20	13
Rushing Attempts-Yards	34-93	28-44
Passing	24-38-1	15-26-2
Passing Yards	253	163
Total Offense	346	207
Fumbles-Lost	1-1	1-0
Penalties-Yards	1-7	5-49
Time of Possession	34:11	25:49

► **INDIVIDUAL STATISTICS**

RUSHING: (ISU) – Rembert 29-105, Robinson 1-5, Drone 4-(-17). (KSU) – Alsup 14-26, Patton 7-22, Johnson 4-10, Team 1-(-4), Meier 2-(-10).

PASSING: (ISU) – Drone 24-38-1-253. (KSU) – Meier 15-26-2-163.

RECEIVING: (ISU) – Robinson 9-77, Mordis 4-31, Rembert 4-12, Jackson 3-88, Horton 3-21, Rourke 1-24. (KSU) – Norwood 5-53, Nelson 4-62, Figs 2-16, Mastrud 1-13, Patton 1-7, Alsup 1-7, Moreira 1-5.

TACKLE LEADERS: (ISU) – Siskowic 8-7-15, Stewart 8-5-13, Campbell 3-3-6, Kittrell 2-3-5, Hronec 3-0-3. (KSU) – Archer 5-8-13, Diles 6-4-10, McKinney 8-1-9, Campbell 8-0-8, Erker 2-5-7.

**GAME 1****#7 Illinois State 18, C. Arkansas 3**September 9, 2006 • Normal, Ill. • Hancock Stadium
Attendance: 10,262► **GAME SUMMARY****'Birds Defense Holds UCA Without a TD in 18-3 Win**

NORMAL, Ill. – On a rainy night in the home opener at Hancock Stadium, the Redbird defense shined bright as they did not allow a Central Arkansas touchdown and picked off two passes in a 18-3 victory over Bears in front of 10,262.

The Bears found it extremely hard to run or pass against the 'Birds as junior linebacker Kye Stewart set a career high 14 tackles to lead the team, junior defensive tackle Jarek Thomas recorded three tackles-for-loss and junior free safety Tom Nelson picked off his third pass of the season.

While the defense was close to perfect, holding the Bears to just three points and 63 yards rushing, the offense received strong performances from its receiving core that played without injured All-American wide receiver Laurént Robinson. In Robinson's absence, junior Pierre Jackson shouldered the load, hauling in career highs with 9 receptions for 113 yards and sophomore Jake Rourke hauled in his first career touchdown catch from junior quarterback Luke Drone, who went 16-38 on the night for 228 yards.

The Redbirds got on the board first with a pair of field goals in the first five minutes of the second quarter off the leg of sophomore kicker Kevin Mazur.

The Mt. Prospect, Ill., native put the 'Birds up 3-0, following a 23-yard field goal, capping off a 13-play, 83-yard drive at the 14:12 mark. After a quick three-and-out by Central Arkansas, ISU marched 44 yards down the field in seven plays before Mazur booted a 25-yard field goal with 10:04 remaining in the first half to put the Redbirds up 6-0.

The 'Birds quickly scored their lone touchdown just over two minutes into the second half on a 61-yard touchdown strike from Drone to Rourke.

The Bears threatened to get the 12-0 deficit within a touchdown later in the third quarter, but had to settle for a 31-yard field goal by James Paul with 1:25 left.

The Redbirds answered the Bears with a 9-play, 71-yard drive of their own taking 3:40 off the clock. The drive resulted in Mazur's third field goal of the day, this time from 20 yards out, pushing ISU's lead back up to 15-3.

Mazur finished the scoring for the 'Birds, putting them up 18-3 with his fourth field goal at 3:03 left in the fourth quarter. Mazur's fourth field goal of the night set a new career high for a game and tied a Hancock Stadium record.

► **SCORING SUMMARY**

SCOREBOARD	1	2	3	4	FINAL
Central Arkansas (1-1)	0	0	3	0	3
ILLINOIS STATE (1-1)	0	6	6	6	18

SECOND QUARTER

ISU – Mazur 23-yard field goal, 14:12

ISU – Mazur 25-yard field goal, 10:04

THIRD QUARTER

ISU – Rourke 61-yard pass from Drone (Drone pass failed), 12:18

UCA – Paul 31-yard field goal, 1:25

FOURTH QUARTER

ISU – Mazur 20-yard field goal, 12:36

ISU – Mazur 35-yard field goal, 3:03

► **TEAM STATISTICS**

	UCA	ISU
First Downs	9	17
Rushing Attempts-Yards	63	168
Passing	18-34-2	16-38-0
Passing Yards	256	228
Total Offense	319	396
Fumbles-Lost	0-0	0-0
Penalties-Yards	6-48	7-66
Time of Possession	31:43	28:17

► **INDIVIDUAL STATISTICS**

RUSHING: (UCA) – Brown 15-36, Ceasar 4-24, Park 7-5, Grimes 3-(-2). (ISU) – Rembert 27-139, R. Rice 7-30, Drone 2-1, Team 1-(-2).

PASSING: (UCA) – Park 18-34-2-256. (ISU) – Drone 16-38-0-228.

RECEIVING: (UCA) – Fairouz 8-146, Robinson 3-62, Twilley 2-10, Logan 1-28, Winston 1-9, Brown 1-3, Kennemer 1-1, Kinard 1-(-3). (ISU) – Jackson 9-113, Horton 4-31, Rourke 2-66, Mordis 1-18.

TACKLE LEADERS: (UCA) – Maxfield 5-6-11, Johnson 7-3-10, Jackson 7-1-8, Hamilton 6-17, Brown 5-1-6. (ISU) – Stewart 9-5-14, Campbell 4-5-9, Siskowic 2-6-8, Kittrell 4-1-5, Thomas 3-2-5.

**GAME 2**

2006 ILLINOIS STATE OPPONENTS' SCHEDULES AND RESULTS

KANSAS STATE WILDCATS
(2-0, 0-0 Big 12)

S2	#9 ILLINOIS STATE	W, 24-23
S9	FLORIDA ATLANTIC	W, 45-0
S16	MARSHALL	11:30 a.m.
S23	#12 LOUISVILLE	TBA
S30	at Baylor*	TBA
O7	OKLAHOMA STATE*	TBA
O14	NEBRASKA*	TBA
O21	at Missouri*	TBA
O28	IOWA STATE*	TBA
N4	at Colorado*	TBA
N11	#2 TEXAS*	TBA
N18	at Kansas*	TBA

CENTRAL ARKANSAS BEARS
(1-1, 0-0 SLC)

A31	vs. Henderson State	W, 39-6
S9	at #7 Illinois State	L, 3-18
S16	MISSOURI STATE	6 p.m.
S23	at Stephen F. Austin*	6 p.m.
S30	SOUTH DAKOTA	1 p.m.
O7	at South Dakota State	7 p.m.
O14	at #21 UC Davis	3 p.m.
O19	at Sam Houston State*	7 p.m.
N4	SOUTHERN ARKANSAS	6 p.m.
N11	AUGUSTANA (S.D.)	1 p.m.
N18	at #24 Georgia Southern	noon

EASTERN ILLINOIS PANTHERS
(1-1, 0-0 OVC)

S2	at Illinois	L, 17-42
S9	INDIANA STATE	W, 31-21
S16	at #7 Illinois State	6:30 p.m.
S23	at Samford*	6 p.m.
S30	at Hawai'i	11 p.m.
O7	SE MISSOURI STATE*	1:30 p.m.
O14	at #19 Eastern Kentucky*	2 p.m.
O21	MURRAY STATE*	1:30 p.m.
O28	at Tennessee-Martin*	2 p.m.
N4	TENNESSEE STATE*	1:30 p.m.
N11	at Tennessee Tech*	1:30 p.m.
N18	JACKSONVILLE STATE*	1:30 p.m.

MURRAY STATE RACERS
(0-2, 0-0 OVC)

S2	at Missouri	L, 7-47
S9	at Tennessee State*	L, 15-25
S16	at Indiana State	11:05 a.m.
S23	#7 ILLINOIS STATE	6 p.m.
S30	Tennessee Tech*	6 p.m.
O5	at Jacksonville State*	5 p.m.
O14	SAMFORD*	3 p.m.
O21	at #18 Eastern Illinois*	1:30 p.m.
O28	SE MISSOURI STATE*	1 p.m.
N4	at #19 Eastern Kentucky*	noon
N18	TENNESSEE-MARTIN*	TBA

WESTERN KENTUCKY HILLTOPPERS
(0-2, 0-0 GFC)

S2	at #14 Georgia	L, 12-48
S9	at #23 Eastern Kentucky	L, 21-26
S16	CHATTAHOOGA	6 p.m.
S30	WESTERN ILLINOIS*	6 p.m.
O7	#7 ILLINOIS STATE*	6 p.m.
O14	at Missouri State*	3 p.m.
O21	at #16 Southern Illinois*	6 p.m.
O28	INDIANA STATE*	4 p.m.
N4	at #12 Northern Iowa*	4:05 p.m.
N11	#6 YOUNGSTOWN STATE*	4 p.m.
N18	AUSTIN PEAY	4 p.m.

SOUTHERN ILLINOIS SALUKIS
(1-0, 0-0 GFC)

A31	LOCK HAVEN	W, 49-0
S16	at Indiana	3 p.m.
S23	at Arkansas-Pine Bluff	6 p.m.
S30	INDIANA STATE*	6 p.m.
O7	WESTERN ILLINOIS*	1:30 p.m.
O14	at #7 Illinois State*	2:30 p.m.
O21	WESTERN KENTUCKY*	6 p.m.
O28	at Missouri State*	1:30 p.m.
N4	at #6 Youngstown State*	12:05 p.m.
N11	#12 NORTHERN IOWA*	3 p.m.
N18	SOUTHERN UTAH	3 p.m.

WESTERN ILLINOIS LEATHERNECKS
(1-1, 0-0 GFC)

A31	MOREHEAD STATE	W, 31-6
S9	at Wisconsin	L, 10-34
S16	KENTUCKY WESLEYAN	1:05 p.m.
S23	at Northern Colorado	2:30 p.m.
S30	at Western Kentucky*	6 p.m.
O7	at #16 Southern Illinois*	1:30 p.m.
O14	#6 YOUNGSTOWN STATE*	1:05 p.m.
O21	#7 ILLINOIS STATE*	1:05 p.m.
O28	at #12 Northern Iowa*	4:05 p.m.
N4	INDIANA STATE*	1:05 p.m.
N11	at Missouri State*	1 p.m.

YOUNGSTOWN STATE PENGUINS
(2-0, 0-0 GFC)

A31	SLIPPERY ROCK	W, 51-21
S9	MAINE	W, 34-14
S16	at #19 Penn State	2:30 p.m.
S23	#21 UC-DAVIS	5 p.m.
S30	at Missouri State*	6 p.m.
O7	INDIANA STATE*	3 p.m.
O14	at Western Illinois*	1:05 p.m.
O21	#12 NORTHERN IOWA*	3 p.m.
O28	at #7 Illinois State*	1:30 p.m.
N4	#16 SOUTHERN ILLINOIS*	12:05 p.m.
N11	at Western Kentucky*	4 p.m.

MISSOURI STATE BEARS
(1-1, 0-0 GFC)

S2	at Oklahoma State	L, 10-52
S9	SOUTHWEST BAPTIST	W, 45-14
S16	at Central Arkansas	6 p.m.
S23	SAM HOUSTON STATE	6 p.m.
S30	#6 YOUNGSTOWN STATE*	6 p.m.
O7	at #12 Northern Iowa*	4:05 p.m.
O14	WESTERN KENTUCKY*	3 p.m.
O21	at Indiana State*	1:05 p.m.
O28	#16 SOUTHERN ILLINOIS*	1:30 p.m.
N4	at #7 Illinois State*	1:30 p.m.
N11	WESTERN ILLINOIS*	1 p.m.

INDIANA STATE SYCAMORES
(0-2, 0-0 GFC)

S2	at Purdue	L, 35-60
S9	at #20 Eastern Illinois	L, 21-31
S16	MURRAY STATE	11:05 a.m.
S23	at Northern Illinois	2:05 p.m.
S30	at #16 Southern Illinois*	6 p.m.
O7	at #6 Youngstown State*	3 p.m.
O14	#12 NORTHERN IOWA*	3:35 p.m.
O21	MISSOURI STATE*	1:05 p.m.
O28	at Western Kentucky*	4 p.m.
N4	at Western Illinois*	1:05 p.m.
N11	#7 ILLINOIS STATE*	11:05 a.m.

NORTHERN IOWA PANTHERS
(1-1, 0-0 GFC)

A31	at Drake	W, 48-7
S9	NORTH DAKOTA	L, 31-35
S16	SOUTH DAKOTA STATE	4:05 p.m.
S30	at Iowa State	6 p.m.
O7	MISSOURI STATE*	4:05 p.m.
O14	at Indiana State*	3:35 p.m.
O21	at #6 Youngstown State*	3 p.m.
O28	WESTERN ILLINOIS*	4:05 p.m.
N4	WESTERN KENTUCKY*	4:05 p.m.
N11	at #16 Southern Illinois*	3 p.m.
N18	#7 ILLINOIS STATE*	4:35 p.m.