



Redbird Football

GAME NOTES

Contact: Todd Kober, Assistant Athletics Director/Media Relations • 309/438-3805 • Fax: 309/438-5634 • Cell: 309/310-7112 • gtkober@ilstu.edu

GAME #4



#6 Illinois State (2-1) AT Murray State (1-2)

WHEN: Saturday, Sept. 23, 2006

WHERE: Roy Stewart Stadium (16,800) • Murray, Ky.

TIME: 6 p.m.

FORECAST: Scattered T-Storms; Daytime

High: 70°F; Overnight Low: 51°F; Probability of Precipitation: 60%

RADIO

Redbird Radio Network

▶ Greg Halbleib, play-by-play

▶ Ted Schmitz, color analyst

▶ L.A. Decker, studio host

TELEVISION

None

GoREDBIRDS.COM

THE GAME FACTS

- ▶ Tonight's game is the fourth meeting in the series between Illinois State and Murray State. The Redbirds have won the last two games, but the home team has won every game in the series to date.
- ▶ Illinois State head coach Denver Johnson owns a 14-3 career mark at Roy Stewart Stadium. Johnson lost his only trip (32-17 on Sept. 8, 2001) with the Redbirds, and owned a 14-2 home record while coaching Murray State.
- ▶ A victory tonight would give ISU three regular season non-conference victories for the second straight season. The last time that happened was 1998 and 1999, the Redbirds' two NCAA I-AA playoff campaigns.
- ▶ This is Illinois State's second straight contest against a team from the Ohio Valley Conference, while Murray State is facing back-to-back Gateway Football Conference teams. The Redbirds have won five straight games against the OVC, while members of the Gateway are 23-5 in the last 28 games versus the Ohio Valley.
- ▶ Junior quarterback Luke Drone needs 144 passing yards tonight to move into the No. 4 spot for the most career passing yards in Redbird history.

2006 MURRAY STATE SCHEDULE

S2	at Missouri	L, 7-47
S9	at Tennessee State*	L, 15-25
S16	at Indiana State	W, 59-40
S23	#6 ILLINOIS STATE	6 p.m.
S30	Tennessee Tech*	6 p.m.
O5	at #25 Jacksonville State*	5 p.m.
O14	SAMFORD*	3 p.m.
O21	at #20 Eastern Illinois*	1:30 p.m.
O28	SE MISSOURI STATE*	1 p.m.
N4	at #24 Eastern Kentucky*	noon
N18	TENNESSEE-MARTIN*	TBA

THE COACHES

ILLINOIS STATE

Denver Johnson is in his seventh season at Illinois State and owns a 34-36 (.486) overall record with the Redbirds. Prior to guiding the 'Birds, Johnson was the head coach at Murray State where he compiled a 21-12 mark. Johnson, 47, is a 1981 graduate of Tulsa and his nine-year head coaching record stands at 55-48 (.534). He is 2-1 against Murray State.

MURRAY STATE

Matt Griffin (New Hampshire '92) is in his first season at the helm of the Racer football program. Griffin owns a 1-2 record at Murray State, his second head coaching position. Prior to taking the head post at Murray State, Griffin compiled a 10-24 record over three seasons at Tennessee-Martin. This is his first meeting against Illinois State.

ILLINOIS STATE SEASON SCHEDULE/RESULTS

Date	Opponent	Location	Result/Time	Notes
Sept. 2	at Kansas State	Manhattan, Kan.	L, 23-24	K-State held to 44 yards rushing, but ISU's special team miscues costly.
Sept. 9	CENTRAL ARKANSAS	Normal, Ill.	W, 18-3	ISU offense stalls in the red zone with four field goals; Robinson sits.
Sept. 16	#18 EASTERN ILLINOIS	Normal, Ill.	W, 44-30	ISU rallied from 10-0 deficit, with 23 second-quarter points.
Sept. 23	at Murray State	Murray, Ky.	6 p.m.	2005 shutout was the first scoreless effort by the Racers in 158 games.
Oct. 7	at Western Kentucky [^]	Bowling Green, Ky.	6 p.m.	ISU is 0-5 since WKU joined GFC; 'Birds lost last three each by 3 points.
Oct. 14	#10 SOUTHERN ILLINOIS [^]	Normal, Ill.	2:30 p.m.	Homecoming; two teams combined for 96 points in 2005.
Oct. 21	at Western Illinois [^]	Macomb, Ill.	1:05 p.m.	WIU has won the last five meetings and nine of the last 11.
Oct. 28	#8 YOUNGSTOWN STATE [^]	Normal, Ill.	1:30 p.m.	Family Day; rubber game with the series tied at 7-7.
Nov. 4	MISSOURI STATE [^]	Normal, Ill.	1:30 p.m.	'Birds have won last four contests and six of the last seven.
Nov. 11	at Indiana State [^]	Terre Haute, Ind.	11:05 a.m.	'Birds own 7-1 edge in last eight meetings, including 3-1 at Terre Haute.
Nov. 18	at #12 Northern Iowa [^]	Cedar Falls, Iowa	4:35 p.m.	ISU has won 5 of last 8; most wins by any GFC team vs. UNI during span.

[^] Gateway Football Conference game

ILLINOIS STATE MEDIA RELATIONS

Assistant AD/Media Relations	Todd Kober
Office Phone	309/438-3805
Home Phone	309/454-3048
Cell	309/310-7112
E-mail	gtkober@ilstu.edu
Fax	309/438-5634
Graduate Assistant	Mike Williams
Office Phone	309/438-3598
Cell	309/275-6386
E-mail	mcwilli2@ilstu.edu

INTERVIEW PROCEDURES

Postgame interviews following home contests are conducted in the team room (second floor) of the Kaufman Football Building. A golf cart is available to transport representatives from the visiting team to the interview area. TV lighting is also provided. After road games, representatives will be brought to a designated area. The locker room is closed at all times.

WEEKLY GATEWAY CONFERENCE CALL

Teleconferences featuring the league's head coaches will be conducted each Wednesday during the season (Sept. 6 through Nov. 15). Those participating in the call should dial in five minutes prior to the scheduled start time (10 a.m. CST each Wednesday). Each call can also be accessed at www.gatewayfootball.org. The call-in number is 913/981-5509.

10:00 – Gateway News/Notes

10:05 – Denver Johnson, Illinois State

10:10 – Lou West, Indiana State

10:15 – Terry Allen, Missouri State

10:20 – Mark Farley, Northern Iowa

10:25 – Jerry Kill, Southern Illinois

10:30 – Don Patterson, Western Illinois

10:35 – David Elson, Western Kentucky

10:40 – Jon Heacock, Youngstown State

All times are Central

WEEKLY MEDIA LUNCHEON

✓ Tuesday, August 29 at noon
Tuesday, September 5 at noon (CANCELLED)
✓ Tuesday, September 12 at noon
Tuesday, September 19 at noon
Tuesday, September 26 at noon
Tuesday, October 3 at noon
Tuesday, October 10 at noon
Tuesday, October 17 at noon
Tuesday, October 24 at noon
Tuesday, October 31 at noon
Tuesday, November 7 at noon
Tuesday, November 14 at noon

GAME WEEK

A quick look at Illinois State's media availability on game week. All appointments can be made through the media relations office (309) 438-3805.

Monday Off Day	Tuesday Media Luncheon Kaufman Football Building - noon	Wednesday GFC Teleconference (10-10:40 a.m.)	Thursday No pre-practice camera opportunities	Friday No availability
Denver Johnson Radio Show at Schooners 6-7 p.m.	Practice open to cameras for first 15 minutes	Practice open to cameras for first 15 minutes	Coach Johnson available after practice (approx. 6:15 p.m.)	
	Players/Coaches available after practice (approx. 6:15 p.m.)	Players/Coaches available after practice (approx. 6:15 p.m.)		

WEEKLY MEDIA LUNCHEON

Each Tuesday during the season, Illinois State hosts a media luncheon in the team room of the Kaufman Football Building. The luncheon begins at noon, with comments from two selected players representing both the offense and defense. Following the student-athletes, head coach Denver Johnson will address the media. Video and audio from the press conference will be available on the web at GoRedbirds.com before 5 p.m. on Tuesday. If you would like to receive the quotes via e-mail, please contact the Illinois State Athletics Media Relations Office at gtkober@ilstu.edu prior to the press conference.

CREDENTIALS

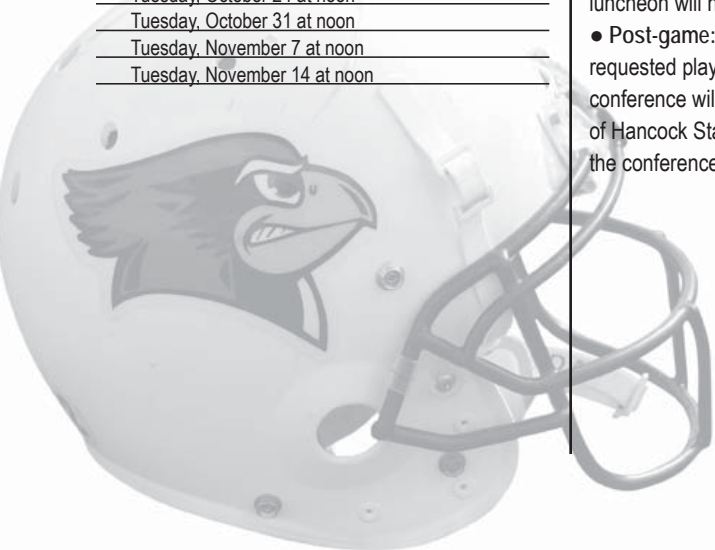
Credentials (game and parking) can be obtained by contacting the Athletics Media Relations Office, Campus Box 7130, Normal, Ill., 61790-7130. Requests must be received on official letterhead at least two days prior to the game. Passes that are not mailed will be available at the Will Call window (Gate 4) 90 minutes before kickoff.

PRACTICE

Most practices are open to the media (approximately 3:30-6 p.m.), but only the first 15 minutes of Tuesday through Thursday practices are available to photographers. For all other media, it is recommended that an advance call be made to the media relations office to check on the status of practice for a particular day.

INTERVIEWS

- Head Coach Denver Johnson will do general interviews following practice on Tuesday-Thursday. All other requests for interviews must be submitted to the media relations office at least 24 hours prior to the scheduled interview.
- Assistant Coaches: Arrangements should be made through the media relations office. Most interviews will be conducted after practice Tuesday-Thursday.
- Players: All interviews with players will take place at the media luncheon or after practice on Tuesday and Wednesday. Media should request players at least 24 hours in advance. Players who attend the Tuesday luncheon will not be available following practice that day.
- Post-game: The Illinois State locker room is closed at all times. Head coach Denver Johnson and requested players will be brought to the designated interview area. At home, the post-game media conference will take place in the team room of the Kaufman Football Building, located in the northeast corner of Hancock Stadium. The media should enter through the west doors and travel up the two flights of stairs to the conference area.



SCOUTING MURRAY STATE

- Murray State is located in Murray, Ky., and has an enrollment of 10,250. The Racers are members of the Ohio Valley Conference.
- Racer running back Chad Cook needs four more touchdowns to tie the school record for career TDs. He currently has 24, after scoring three times last week against Indiana State.
- Cook is tied for No. 16 nationally with 116.67 rushing yards per game. He has amassed 350 yards on the season and is averaging 5.7 yards per carry.
- Of the 116 I-AA football teams, Murray State ranks No. 114 in total defense. The Racers are allowing 510.67 yards per game. MSU's passing defense ranks No. 115 (289.67 ypg.) and the rushing defense is ranked 105 (221.00 ypg.).
- Junior linebacker Nathan Williams ranks No. 9 nationally in tackles with 12 stops per game. His 36 tackles on the season also leads the OVC.
- The Racer defense has registered six quarterback sacks on the season, which ranks No. 32 in the country.
- Sophomore wide receiver Rod Harper leads Murray State with 18 catches for 204 yards. He also has three touchdown receptions on the campaign.

RACER RELATIONS

- Illinois State head coach Denver Johnson began his career as a head coach at Murray State in 1997. Johnson led the Racers to three consecutive 7-4 seasons and coached one of the best quarterbacks in the Ohio Valley Conference in Justin Fuente, the current ISU offensive coordinator.
- After Fuente transferred to Murray State from Oklahoma, he went on to become a two-time All-OVC selection (1998 and 1999) and was named the 1999 OVC Offensive Player of the Year. Here are the Racer records Fuente still owns:
 - o Most yards passing in a season – 3,497 (1999)
 - o Most passing attempts in a season – 400 (1999)
 - o Most passing completions in a season – 240 (1999)
 - o Most touchdown passes in a season – 27 (1999)
 - o Best season passing efficiency – 151.21 (1999)
 - o Most passing yards in a game – 553 yards against Southern Illinois (1999)
 - o Most career 300-yard passing games – 10
- Illinois State tight end Clint Keller and Murray State's Mike Fogg were teammates at Dunbar High School in Lexington, Ky. Murray State's Sean O'Brien, Chris Franklin and Mike Sweat also all graduated from Dunbar. In addition, Keller is the only Kentucky native on the Illinois State roster as compared to 26 in-state players for Murray State.
- Illinois State's Drew Kempe and MSU's Lee McGinnis and Eric Seals are each from Wheaton, Ill.
- The Redbirds' Kye Stewart (Pearl-Cohn) and MSU's Madison Taylor (Lipscomb) both call Nashville, Tenn., home.

HE'S EVERYWHERE

Cameron Siskowic is showing why he was named a Buck Buchanan Award watch list member in 2006, as the senior linebacker has recorded 45 tackles in three games. That number not only leads the Gateway Football Conference, but leads the nation in that category. In addition, his career-high 22 tackles last week against Eastern Illinois marked the first time since 2003 that a Redbird defender had over 22 tackles in a game. The last person to do it was Gean Gilot, who recorded 23 stops in a 27-24 loss against Western Kentucky on October 18.

PICKING UP THE QUARTER PACE

Trailing 10-0 after the first quarter, Illinois State stepped up the pace in the second quarter during Saturday's 44-30 win over Eastern Illinois. The Redbirds posted 23 points during the quarter to take control of the game. The 23 points marked the most points in a single quarter by the 'Birds since scoring 28 in the third quarter of the 64-0 victory over Prairie View A&M on Oct. 21, 2000.

TURNOVER TURNAROUND

In 2004, the Redbirds ranked dead last (117) in turnover margin (-1.91) nationally among I-AA teams. ISU turned the tide in 2005 and finished with 23rd best turnover margin in the country (+.55). The actual result was a difference of +27 turnovers between the two seasons. This season, the 'Birds have accumulated a +4 turnover margin in three games, thanks to seven interceptions by the defense and just three turnovers from the offense.

OWNING THE OVC

Heading into tonight's game with Murray State, the Redbirds have accumulated five-straight wins against Ohio Valley Conference opponents. With last week's 44-30 win over last season's OVC champion, Eastern Illinois, ISU has not lost to an OVC opponent since 2002 when EIU defeated ISU 45-10 in Charleston, Ill. on September 28.

SEEING RED

ISU may want to change its mascot's name to the Bulls, as the Redbirds have been seeing red and have been determined this season in the red zone. The 'Birds are 12-of-13 in the red zone in three games this season, including six touchdowns and six field goals from Kevin Mazur.

THE TALE OF THE TAPE

	ILS	MUR
Record	2-1	1-2
Points	28.3	27.0
Points Allowed	19.0	37.3
First Downs	58	55
Rushing Yards	135.0	159.0
Rushing Defense	97.3	221.0
Passing Yards	256.3	165.0
Passing Defense	186.7	289.7
Total Offense	391.3	324.0
Total Defense	284.0	510.7
Interceptions	7-74	4-23
Punt Return Avg.	6.7	5.0
Kickoff Return Avg.	14.5	17.5
Fumbles Lost	2	4
Penalties	13-102	12-81
Field Goals	6-8	1-1

'BIRD BESTS vs. MURRAY STATE**INDIVIDUAL***

Rushing Yards	169, Quincy Washington, 9-21-02
Rushing TDs	2, twice: last by Pierre Rembert, 9-24-05
Passing Yards	177, Mike Souza, 9-21-02
Completions	14, Mike Souza, 9-21-02
TD Passes	1, twice: last by Luke Drone, 9-24-05
Receptions	5, twice: last by Vito Golson, 9-21-02
Receiving Yards	110, Vito Golson, 9-21-02
Receiving TDs	1, twice: last by Kedric Meredith, 9-24-05
Tackles	17, Boomer Grisby, 9-21-02
Tackles for Loss	5, Brent Hawkins, 9-24-05
Sacks	3, Brent Hawkins, 9-24-05
Interceptions	1, twice: last by Cerone Colvin, 9-21-02
Longest FG	41, twice: last by Stephen Carroll, 9-21-02

TEAM*

Most Points	42, 9-24-05
Fewest Points	17, 9-8-01
Most Points Allowed	32, 9-8-01
Fewest Points Allowed	0, 9-24-05

*modern era (1936 and later)

THE REDBIRD RECORD BOOK**ISU Career Rushing**

1. Toby Davis (1989-92)	3,702
13. Bruce Cullen (1968-69)	1,560
– Pierre Rembert (2005-)	1,150

ISU Career Rushing TDs

1. Toby Davis (1989-92)	37
5. Sha-Ron Edwards (2002-03)	17
– Aveion Cason (1998-99)	17
– Kevin Jones (1980, 82-84)	17
– Pierre Rembert (2005-)	14

ISU Career 100-Yard Rushing Games

1. Toby Davis (1989-92)	17
2. Willie Watts (1998-01)	15
3. Bill Fenn (1978-80)	8
4. Ron Westmoreland (1987-88)	7
– Stephon Wilson (1985)	7
– Pierre Rembert (2005-)	6

ISU Career Passing

1. Kevin Glenn (1997-00)	8,251
2. John Coppens (1981-84)	6,238
3. Dusty Burk (1999-01)	4,378
4. Adrian Wilson (1988-92)	3,852
5. Eric Scott (1972-74)	3,731
6. Luke Drone (2004-)	3,709

ISU Career Completions

1. Kevin Glenn (1997-00)	663
5. Danny Barnett (1992-94)	328
– Luke Drone (2004-)	272

ISU Career TD Passes

1. Kevin Glenn (1997-00)	62
2. John Coppens (1981-84)	49
3. Dusty Burk (1999-01)	38
4. Wes Bair (1951-54)	32
5. Luke Drone (2004-)	29

ISU Career Receptions

1. Rickey Garrett (1996-99)	177
2. Laurént Robinson (2003-)	161

ISU Career Receiving Yards

1. Rickey Garrett (1996-99)	2,719
2. Clarence Collins (1980-83)	2,498
3. Laurént Robinson (2003-)	2,366

ISU Career TD Receptions

1. Laurént Robinson (2003-)	24
2. Rickey Garrett (1996-99)	22

ISU Consecutive Games with a Catch

1. Vito Golson (1999-02)	29
2. Laurént Robinson (2003-)	27

ISU 100-Yard Career Receiving Games

1. Rickey Garrett (1996-99)	9
2. Clarence Collins (1980-83)	8
3. Laurént Robinson (2003-)	7

ISU Career Total Offense Yards

1. Kevin Glenn (1997-00)	8,812
4. Adrian Wilson (1988-92)	4,175
5. Mike Souza (2002-03)	4,140
8. Luke Drone (2004-)	3,840

ISU Career All-Purpose Yards

1. Toby Davis (1989-92)	4,363
10. Kevin Jones (1982-84)	2,534
11. Bill Miller (1986-89)	2,500
– Laurént Robinson (2003-)	2,371

ISU Career Tackles

1. Boomer Grigsby (2001-04)	580
2. Galen Scott (1997-00)	579
8. Duane Butler (1994-96)	332
9. Adam Waugh (1998-01)	327
10. Tim Angsten (1995-97, 99)	320
– Cameron Siskowic (2003-)	285

NEEDING TIME TO WARM UP

In three games, ISU has scored 85 points and is averaging 28.3 points per game. However, it has taken the Redbirds a while to get warmed up this season, as just three of those 85 points have been scored in the first quarter. Thanks to the Redbirds defense, though, ISU is only getting outscored 10-3 in the first quarter by its opponents, with all 10 points coming against No. 18 Eastern Illinois last week.

BAND OF THIEVES

The Redbird defense should be arrested for all the stealing it has done in just three games this year. The 'Birds have intercepted seven passes for a 2.33 average per game, which would put them on pace for 26 interceptions and break the school record of 22 set in 1984.

MOVIN' ON UP

In just his second season as a starter, Luke Drone is starting to creep up the charts in the ISU record book. With his 288 yards passing against No. 18 Eastern Illinois last week, Drone moved up into sole possession of sixth place on the career passing yards list with 3,709. With 144 yards passing this week, Drone would move into fourth place on the all-time list ahead of Adrian Wilson, who passed for 3,852 yards from 1988-92.

ACTION JACKSON

With all-American wide receiver Laurént Robinson out for the past two games with an ankle injury, senior Pierre Jackson has emerged as a second deep threat for the Redbirds. "Jelly" has two consecutive games with 100 yards or more receiving, just one game short of tying Robinson's school record of three consecutive 100-yard games, which he set last year. In addition, Jackson leads the Gateway in receiving yards per game (111) and ranks No. 5 nationally in that same category.

MAKING MAZUR

Kevin Mazur is off to a hot start in 2006, as the sophomore placekicker is 6-of-7 in field goal attempts and 7-for-7 in PAT conversions, good for a team-leading 25 points. His two field goals per game rank him fifth nation in that category, and he is also moving up his ranking in the ISU record book. Mazur has now made 75 percent (15-of-20) of his career field goal attempts, which is currently higher than school record holder Stephen Carroll's at 71.6 percent.

27 AND COUNTING

With his catch in the first quarter against Kansas State, Illinois State's Laurént Robinson extended his streak of having at least one catch to 27 straight games. The senior wide receiver needs three more games with a catch to claim the school mark of 29 by Vito Golson. Because he did not play last week against No. 18 Eastern Illinois, Robinson's streak remains in tact heading into this week's game with Murray State.

APPLYING THE FULL NELSON

That's exactly what sophomore free safety Tom Nelson has been doing to opposing quarterbacks this season, as he has picked off three passes in the first three games, the first three interceptions of his career. He picked off two of Dylan Meier's attempts down field at Kansas State and snagged a Robbie Park offering in the third quarter against Central Arkansas. Nelson now ranks second in the country with an average of one interception per game.

RUNNING REMBERT

Pierre Rembert is off to a quick start in 2006, as he's rushed for 349 yards on 80 carries, good for a 4.4 yards-per-carry average in three games. With his 105 yards against Eastern Illinois, Rembert has now rushed for 100 yards or more in three consecutive games. The performance against the Panthers also gives Rembert six 100-plus rushing performances in his career, which leaves him one touchdown short of tying Ron Westmoreland and Stephon Wilson for fourth on the ISU career 100-yard games rushing list at seven.

THE SISKO KID LOOKS FOR THE FIFTH

When Brent Hawkins claimed the 2005 Gateway Defensive Player of the Year award, it marked the fourth straight by a Redbird player and tied the league record for consecutive league MVPs with Northern Iowa (1991-94). Cameron Siskowic hopes to extend that ISU streak. The senior linebacker was a finalist for the 2005 Buck Buchanan Award and led the conference in tackles with 132 and averaged 12 tackles per game.

BAND OF BROTHERS

The 2006 Illinois State roster sports three sets of brothers. The Redbird family includes Cameron and Kyle Siskowic, Rafael and Cortes Rice and Dan and Nick Passarelli.

ALL-AMERICA U

ISU has produced at least one all-American player in 20 of its last 23 seasons. Over the last seven seasons, 27 players from 11 different positions have been honored. Laurént Robinson, Brent Hawkins, Stafford Davis and Cameron Siskowic were all consensus selections in 2005.

PICKING PARITY

When James Temple, Jesse Caesar and Jason Tate each intercepted No. 18 Eastern Illinois' passes in last week's 44-30 win, it marked the first time three different Redbirds picked off opponent passes in a game since Sept. 2, 2004, when Alex Filin, Antwan Oliver and Evan Allen-Gessesse each intercepted a pass against Saint Xavier.

REMBERT RUNNING WITH REGULARITY

Three games into the 2006 season. Three 100-yard rushing games for Illinois State running back Pierre Rembert. With 105 yards against No. 18 Eastern Illinois, Rembert became the first Redbird since Brian Thompson to rush for a 100+ yards in three straight games. Thompson eclipsed the 100-yard plateau three straight times from Oct. 9 to Oct. 23 in 2004. With 100 yards against Murray State, Rembert would have four straight games, which was last done by Quincy Washington from Oct. 5 to Oct. 26 in 2002.

DRONE: A WORKER QB

Junior Luke Drone is working the Redbird offense despite all the interchangeable pieces early in the season due to injury. The Redbird offense ranks No. 19 in the national rankings with 391.33 yards per game. The passing offense is No. 10 nationally (256.33 ypg.), while Drone is No. 9, individually, in total offense with 257.67 yards per game.

DON'T GET DOWN ON THE D

Sure the Redbird defense surrendered its first offensive touchdown of the 2006 season against No. 18 Eastern Illinois, but the group is still putting up some gaudy numbers. ISU is No. 22 in rushing defense nationally and is only allowing 97.33 yards per game on the ground. The total defense (284.00 ypg.) is No. 34 according to the NCAA statistics, while the scoring defense ranks No. 38 (19 ppg.).

THE TEMPLE OF DOOM

Senior safety James Temple collected his first interception of the season against Eastern Illinois. Temple now has five on his career, which makes him the Redbirds' active leader in that category.

SEIZING OPPORTUNITIES

Much has been made of Pierre Jackson's numbers during the absence of consensus all-American wide receiver Laurént Robinson, but Jackson isn't the only one taking advantage. Both Jason Horton and Jake Rourke have elevated their play with Robinson sidelined. Horton is second on the team in catches with 10, while collecting 129 receiving yards and a touchdown. Rourke is second on the team in receiving yards with 143 on five catches, with a touchdown.

TRANSFERABLE

Since 1993, when the NCAA rules changed to allow players immediate eligibility at the I-AA level, Illinois State has had 44 players transfer from I-A schools. ISU's I-A transfers on this year's roster include: Alan Abrams (RB, Ole Miss); Adam Blankenship (DL, Nebraska); Pierre Jackson (WR, Minnesota); Brandon Joyce (OL, Indiana); Dan Passarelli (WR, Northern Illinois); Pierre Rembert (RB, Michigan); Cameron Siskowic (LB, Washington St.); Jonathan St-Pierre (OL, Miami (Fla.)) and James Stevenson III (DL, Illinois).

NOTABLE NEWCOMERS

Since the Gateway began recognizing an all-newcomer team in 1994, over 42 Redbirds have been cited for achievement in their first season. In 2005, running back Pierre Rembert and defensive back Tom Nelson added their names to the list.

ANOTHER ONE BITES THE DUST

With the 44-30 victory over No. 18 Eastern Illinois, the Redbirds have now beaten at least one ranked foe in nine of the last 10 seasons.

MEN OF HONOR

The Redbird football team concluded the spring semester with 35 players on the AFNI Athletics Honor Roll, a new team record. The Redbirds also compiled a 2.68 grade point average for the semester, which was the highest team GPA by the football team in over a decade.

40 DAYS AND 40 NIGHTS

Actually it is a little less than 67 days – that's how many straight 24-hour days a person would have to work to equal the 1,595 community service hours that the Illinois State football team put in last academic year. Typically, the goal for the entire athletic department is 1,000, but the Redbird gridders put in 1,595 hours themselves.

SOMEBODY'S WATCHING

On Aug. 23, both Laurént Robinson and Cameron Siskowic were put on watch. Robinson, a finalist for the 2005 Walter Payton Award, presented to the nation's top I-AA offensive player, was named to the initial watch list for the 2006 award. Likewise, Siskowic was added to the 2006 Buck Buchanan Award watch list after finishing as a finalist last season as one of the nation's top I-AA defensive players.

THE START CHART**Offense**

	2006	Current	Steak	Career
Robinson (WR)	1	0		29
Downing (OL)	3	4		24
Mordis (TE)	3	5		21
Wiggins (OL)	3	18		18
Drone (QB)	3	14		14
Jackson (WR)	3	9		13
Hartman (OL)	0	0		11
Horton (WR)	2	2		8
Rembert (TB)	3	5		8
Niklasch (OL)	3	3		4
Meredith (TE)	2	0		2
Madsen (OL)	3	3		3
Lyon (OL)	2	0		2
R. Rice (TB)	0	0		2
Joyce (OL)	1	1		1
Joynt (TE)	1	1		1

Defense

	2006	Current	Steak	Career
Martindale (DT)	3	26		35
Temple (DB)	3	25		28
C. Siskowic (LB)	2	2		23
Caesar (DB)	3	12		18
Campbell (LB)	2	2		15
Stewart (LB)	2	0		15
Thomas (DT)	3	3		14
Nelson (FS)	3	14		14
N. Passarelli (DB)	0	0		7
Stevenson (DE)	3	3		7
Kittrell (DB)	3	3		6
R. Tate (DL)	3	3		3
Cucci (LB)	1	0		1
Hawkins	1	1		1
Hronec (LB)	1	0		1
Lagrone (CB)	0	0		1

RED ZONE

	ISU	Opp.
at Kansas St.	4-4 (3 TDs, 1 FG)	2-4 (2 FGs)
C. Arkansas	4-5 (4 FGs)	1-2 (FG)
E. Illinois	4-4 (3 TDs, 1 FG)	4-4 (3 TDs, 1 FG)
at Murray St.		
at Western Ky.		
S. Illinois		
at W. Illinois		
Y'stown St.		
Missouri St.		
at Indiana St.		
at N. Iowa		

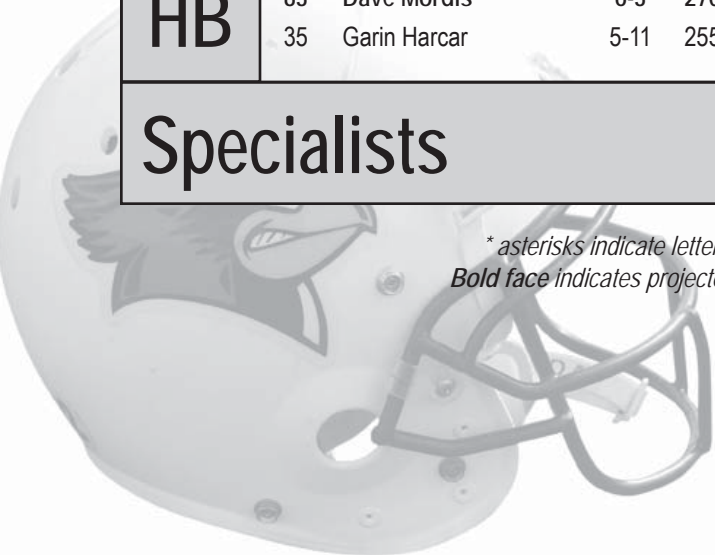
POINTS OFF TURNOVERS

	ISU	Opp.
at Kansas St.	3	11
C. Arkansas	0	0
E. Illinois	17	7
at Murray St.		
at Western Ky.		
S. Illinois		
at W. Illinois		
Y'stown St.		
Missouri St.		
at Indiana St.		
at N. Iowa		

ILLINOIS STATE'S PROJECTED TWO-DEEP

Offense						Defense					
WR	86	Jason Horton**	6-0	185	Jr.	DE	99	James Stevenson III*	6-3	250	Jr.
	81	Laurént Robinson***	6-2	195	Sr.		93	Adam Blankenship	6-2	245	So.
LT	66	Isaiah Wiggins**	6-3	290	Jr.	DT	73	Justin Martindale***	6-2	255	Sr.
	77	Muhammad Kahlun	6-4	290	RFr.		90	Dan Simnick*	6-2	260	Jr.
LG	69	Joe Niklasch*	6-4	280	So.	DT	94	Jarek Thomas**	6-3	275	Jr.
	65	Billy Speiser	6-5	295	Jr.		97	Kaschiev Hunter*	6-2	290	So.
C	68	Erik Madsen	6-3	285	So.	DE	95	Ronnie Tate*	6-3	260	Sr.
	61	Jonathan St-Pierre	6-3	301	So.		3	Alex Filin***	6-4	220	Sr.
RG	75	Janiah Downing***	6-3	310	Sr.	SLB	40	Cameron Siskowic***	6-2	225	Sr.
	71	Jeff Huntzinger*	6-3	285	Jr.		48	Pat Cucci*	6-1	240	So.
RT	78	Brandon Joyce	6-5	310	Jr.	MLB	44	Niall Campbell***	6-2	230	Sr.
	77	Muhammad Kahlun	6-4	290	RFr.		59	Bill Hronec**	6-2	225	Jr.
TE	42	Jeremy Joynt	6-3	255	Jr.	WLB	34	Marques Hawkins*	5-8	210	Sr.
	47	Kedric Meredith*	6-3	260	So.		58	Mark Whitaker*	6-1	210	Jr.
WR	4	Pierre Jackson**	6-1	175	Sr.	CB	1	Jesse Caesar**	5-11	185	Jr.
	10	Jake Rourke*	6-3	185	So.		23	Lamont Lagrone*	5-10	175	Sr.
QB	7	Luke Drone**	6-2	210	Jr.	FS	9	Tom Nelson*	6-0	195	So.
	12	Kevin Brockway*	6-4	225	So.		13	Kurt James	6-1	205	So.
TB	5	Pierre Rembert*	6-0	220	Sr.	SS	28	James Temple***	6-0	210	Sr.
	2	Rafael Rice*	5-11	220	Jr.		30	Garry Roberts*	6-2	210	Jr.
HB	83	Dave Mordis**	6-3	270	Jr.	CB	25	Leon Kitrell***	5-9	165	Sr.
	35	Garin Harcar	5-11	255	RFr.		37	Jason Tate	5-11	175	Fr.
Specialists						K	36	Kevin Mazur*	5-10	195	So.
							19	Bobby Kelsey*	6-1	225	So.
						P	19	Bobby Kelsey*	6-1	225	So.
							36	Kevin Mazur*	5-10	195	So.

* asterisks indicate letters earned
Bold face indicates projected starter



ILLINOIS STATE STARTER NOTES**REDBIRD OFFENSE**

LT	66	Isaiah Wiggins** (Jr. • 6-3 • 290 • Chicago, Ill.)	Began playing the trumpet in elementary school and has been playing it for nine years.
LG	69	Joe Niklasch (So. • 6-4 • 280 • Hartland, Wis.)	An avid Packer fan who, during high school, worked as a janitor at local elementary school.
C	68	Erik Madsen (So. • 6-3 • 285 • Bolingbrook, Ill.)	Describes himself as being "mechanical;" would like to refurbish an older Camaro after football.
RG	75	Janiah Downing*** (Sr. • 6-3 • 310 • North Marion, Fla.)	The last three summers worked as a Preview guide, an orientation program for incoming ISU students.
RT	68	Brandon Joyce (Jr. • 6-5 • 310 • St. Charles, Mo.)	While in high school, appeared in the Sharpie commercial with Terrell Owens.
WR	86	Jason Horton** (Jr. • 6-0 • 185 • Bolingbrook, Ill.)	Played ice hockey during the seventh and eighth grade.
WR	4	Pierre Jackson** (Sr. • 6-1 • 175 • Chicago, Ill.)	Nicknamed "Jelly;" away from football likes to spend time with his 3-year-old daughter, Itali.
TE	42	Jeremy Joynt (Jr. • 6-3 • 255 • Emmetsburg, Iowa)	Spent his summer working at Home Depot with the rest of the "Wolfpack" (ISU's TE's & H-Backs).
QB	7	Luke Drone** (Jr. • 6-2 • 210 • Mt. Carmel, Ill.)	Selected for the 2006 NCAA Leadership Conference; 2006-07 SAAC Educational Outreach Coordinator.
RB	5	Pierre Rembert* (Sr. • 6-0 • 220 • Milwaukee, Wis.)	Eats McDonald's at least five times a week; favorite meal is a Big Mac with no pickles, no onions and extra sauce.
FB	83	Dave Mordis** (Jr. • 6-3 • 270 • Palos Park, Ill.)	Owns two dogs, a german shepherd and a shiba inu; enjoys riding around campus on his moped.

REDBIRD DEFENSE

DE	99	James Stevenson III* (Jr. • 6-3 • 250 • Franklinville, N.J.)	Has been engaged for over a year; met his fiancé while attending Illinois.
DT	73	Justin Martindale*** (Sr. • 6-2 • 255 • Wadsworth, Ill.)	Loves to play with toys which are built for speed; owns a jet ski, four-wheeler and a motorcycle.
DT	94	Jarek Thomas** (Jr. • 6-3 • 275 • Orlando, Fla.)	Enjoys cooking, especially soul food, including his favorite dish – BBQ ribs and pork chops.
DE	95	Ronnie Tate* (Sr. • 6-3 • 260 • Glendale, Ariz.)	Spent his summer working an internship with the Bloomington-Normal Sports Commission.
WLB	34	Marques Hawkins* (Sr. • 5-8 • 210 • Chandler, Ariz.)	A drum major in high school, who plays the tenor saxophone, french horn and baritone.
MLB	44	Niall Campbell*** (Sr. • 6-2 • 230 • Lemont, Ill.)	After college will be focusing on a career in physical therapy.
SLB	40	Cameron Siskowic*** (Sr. • 6-2 • 225 • San Diego, Calif.)	A six-year cancer survivor that grew up surfing, snow boarding and wake boarding.
CB	25	Leon Kittrell*** (Sr. • 5-9 • 165 • Oak Creek, Wis.)	A world-class drummer who plays in two bands on campus – Blue Print and Soft Spoken.
FS	9	Tom Nelson* (So. • 6-0 • 195 • Arlington Heights, Ill.)	Likes to spend his off-weekends golfing with his dad, and favorite course is Rolling Green Country Club.
SS	28	James Temple*** (Sr. • 6-0 • 210 • Savannah, Ga.)	Has been playing the acoustic guitar for over a year and enjoys playing allegro music.
CB	1	Jesse Caesar** (Jr. • 5-11 • 185 • Rockledge, Fla.)	An avid artist who likes to draw particularly in pencil or pen.

REDBIRD SPECIAL TEAMS

PK	36	Kevin Mazur* (Fr. • 5-10 • 195 • Mt. Prospect, Ill.)	Fired a 23-under-par on Tiger Woods 2007, a Playstation 2 game, during fall camp.
KO	19	Bobby Kelsey* (Fr. • 6-1 • 225 • Channahon, Ill.)	Worked out this summer with former ISU punter Mike McCabe and Florida's Urban Meyer, a former ISU assistant.
P	19	Bobby Kelsey* (Fr. • 6-1 • 225 • Channahon, Ill.)	Worked out this summer with former ISU punter Mike McCabe and Florida's Urban Meyer, a former ISU assistant.
LS	43	Jake Weber*** (Sr. • 6-2 • 233 • Peoria, Ill.)	Interned over the summer with PricewaterhouseCoopers.
HD	7	Luke Drone** (Jr. • 6-2 • 210 • Mt. Carmel, Ill.)	Selected for the 2006 NCAA Leadership Conference; 2006-07 SAAC Educational Outreach Coordinator.
KR	5	Pierre Rembert* (Sr. • 6-0 • 220 • Milwaukee, Wis.)	Eats McDonald's at least five times a week; favorite meal is a Big Mac with no pickles, no onions and extra sauce.
	9	Tom Nelson* (So. • 6-0 • 195 • Arlington Heights, Ill.)	Likes to spend his off-weekends golfing with his dad, and favorite course is Rolling Green Country Club.
PR	86	Jason Horton** (Jr. • 6-0 • 185 • Bolingbrook, Ill.)	Played ice hockey during the seventh and eighth grade.

ILLINOIS STATE'S ALPHABETICAL ROSTER

No.	Name	Pos.	Ht.	Wt.	Yr.	Hometown (Last School)
27	Alan Abrams	RB	6-0	205	Jr.	Orlando, Fla. (Mississippi)
93	Adam Blankenship	DL	6-2	245	So.	Tulsa, Okla. (Nebraska)
22	Geno Blow	RB	5-11	190	Fr.	Seabrook, Texas (Clear Lake)
32	Brandon Bradbury	WR	5-7	160	Jr.	Chicago, Ill. (Milikin)
12	Kevin Brockway*	QB	6-4	225	So.	Crystal Lake, Ill. (South)
1	Jesse Caesar**	DB	5-11	185	Jr.	Rockledge, Fla. (Rockledge)
44	Niall Campbell***	LB	6-2	230	Sr.	Lemont, Ill. (Chicago Mt. Carmel)
51	Brennan Carroll	LB	6-2	215	So.	Hoffman Estates, Ill. (Hoffman Estates HS)
48	Pat Cucci*	LB	6-1	240	So.	Winter Springs, Fla. (Winter Springs)
17	Jared Dall	WR	5-11	200	Jr.	Arlington Heights, Ill. (Harper JC)
75	Janiah Downing***	OL	6-3	310	Sr.	North Marion, Fla. (North Marion)
7	Luke Drone**	QB	6-2	210	Jr.	Mt. Carmel, Ill. (Mt. Carmel)
16	Preston Earl	QB	6-2	210	Fr.	Lincolnshire, Ill. (Stevenson)
3	Alex Filiin***	DL	6-4	220	Sr.	Skokie, Ill. (Niles West)
14	Tyler Funk	P/K	6-0	165	Fr.	Racine, Wis. (William Horlick)
35	Garin Harcar	RB	5-11	255	RFr.	Grand Ridge, Ill. (Ottawa)
34	Marques Hawkins*	LB	5-8	210	Sr.	Chandler, Ariz. (Phoenix College)
11	Kelvyn Hemphill	DB	6-2	175	Fr.	San Antonio, Texas (O'Connor)
86	Jason Horton**	WR	6-0	185	Jr.	Bolingbrook, Ill. (Neuqua Valley)
59	Bill Hronec**	LB	6-2	225	Jr.	Evergreen Park, Ill. (Chicago Mt. Carmel)
97	Kaschiev Hunter*	DL	6-2	290	So.	Marietta, Ga. (Harrison)
71	Jeff Huntzinger*	OL	6-3	285	Jr.	Tulsa, Okla. (Union)
4	Pierre Jackson**	WR	6-1	175	Sr.	Chicago, Ill. (Minnesota)
13	Kurt James	DB	6-1	205	So.	Elmhurst, Ill. (Immaculate Conception)
78	Brandon Joyce	OL	6-5	310	Jr.	St. Charles, Mo. (Indiana)
42	Jeremy Joynt	TE	6-3	255	Jr.	Emmetsburg, Iowa (Iowa Central CC)
77	Muhammad Kahlun	OL	6-4	290	RFr.	Garland, Texas (Lakeview Centennial)
84	Clint Keller	TE	6-3	250	Jr.	Lexington, Ky. (Paul Laurence Dunbar)
19	Bobby Kelsey*	K/P	6-1	225	So.	Channahon, Ill. (Providence Catholic)
25	Leon Kittrell***	DB	5-9	165	Sr.	Oak Creek, Wis. (Oak Creek)
23	Lamont Lagrone*	DB	5-10	175	Sr.	Houston, Texas (East Mississippi CC)
79	Jonathan Lyon	OL	6-8	300	Jr.	Urbana, Ill. (Urbana)
68	Erik Madsen	OL	6-3	285	So.	Bolingbrook, Ill. (Joliet Catholic)
73	Justin Martindale***	DL	6-2	255	Sr.	Wadsworth, Ill. (Warren Township)
36	Kevin Mazur*	K/P	5-10	195	So.	Mt. Prospect, Ill. (John Hersey)
85	Warren McCarty	WR	6-4	200	RFr.	Roscoe, Ill. (Hononegah)
47	Kedric Meredith*	FB	6-3	260	So.	Peoria, Ill. (Richwoods)
83	Dave Mordis**	TE	6-3	270	Jr.	Palos Park, Ill. (Stagg)
9	Tom Nelson*	DB	6-0	195	So.	Arlington Heights, Ill. (John Hersey)
69	Joe Niklasch*	OL	6-4	280	So.	Hartland, Wis. (Arrowhead)
80	Dan Passarelli**	WR	5-11	190	Jr.	Naperville, Ill. (Northern Illinois)
62	Mike Piton	DL	6-2	255	Fr.	Palos Hills, Ill. (Stagg)
5	Pierre Rembert*	RB	6-0	220	Sr.	Milwaukee, Wis. (Michigan)
26	Cortes Rice*	RB	6-2	215	So.	Los Alamitos, Calif. (Los Alamitos)
2	Rafael Rice*	RB	5-11	220	Jr.	Los Alamitos, Calif. (Fullerton JC)
30	Garry Roberts*	DB	6-2	210	Jr.	Edna, Texas (Edna)
81	Laurént Robinson***	WR	6-2	195	Sr.	Rockledge, Fla. (Rockledge)
10	Jake Rourke*	WR	6-3	185	So.	Chatham, Ill. (Glenwood)
55	J.W. Sheering	LB	6-2	215	RFr.	Clinton, Ill. (Clinton)
90	Dan Simnick*	DL	6-2	260	Jr.	Naperville, Ill. (North)
40	Cameron Siskowic***	LB	6-2	225	Sr.	San Diego, Calif. (Washington St.)
45	Kyle Siskowic	LB	6-1	220	RFr.	San Diego, Calif. (Clairemont)
60	Tom Speer	DL	6-4	215	RFr.	Macomb, Ill. (Macomb)
65	Billy Speiser	OL	6-5	295	Jr.	Warrenton, Mo. (Iowa Central CC)
99	James Stevenson III*	DL	6-3	250	Jr.	Franklinville, N.J. (Illinois)
6	Kye Stewart**	LB	6-0	205	Jr.	Nashville, Tenn. (Pearl-Cohn)
61	Jonathan St-Pierre	OL	6-3	301	So.	Longueuil, Quebec (Miami (Fla.))
37	Jason Tate	DB	5-11	175	Fr.	Lake Mary, Fla. (Seminole)
95	Ronnie Tate*	DL	6-3	260	Sr.	Glendale, Ariz. (Glendale CC)
28	James Temple***	DB	6-0	210	Sr.	Savannah, Ga. (Savannah)
94	Jarek Thomas**	DL	6-3	275	Jr.	Orlando, Fla. (Edgewater)
43	Jake Weber***	LS	6-2	235	Sr.	Peoria, Ill. (Dunlap)
41	Dan Weiner	WR	6-1	190	Jr.	Chicago, Ill. (Palomar College)
88	Bert Whigham	TE	6-4	230	RFr.	Lake Mary, Fla. (Seminole)
58	Mark Whitaker*	LB	6-1	210	Jr.	Moline, Ill. (Drake)
66	Isaiah Wiggins**	OL	6-3	290	Jr.	Chicago, Ill. (Prosser)
57	Brandon Wilson	DL	6-2	210	Fr.	San Antonio, Texas (John Jay)

NUMERICAL ROSTER

No.	Name	Pos.	No.	Name	Pos.
1	Jesse Caesar	DB	45	Kyle Siskowic	LB
2	Rafael Rice	RB	47	Kedric Meredith	FB
3	Alex Filiin	DL	48	Pat Cucci	LB
4	Pierre Jackson	WR	51	Brennan Carroll	LB
5	Pierre Rembert	RB	55	J.W. Sheering	LB
6	Kye Stewart	LB	57	Brandon Wilson	DL
7	Luke Drone	QB	58	Mark Whitaker	LB
9	Tom Nelson	DB	59	Bill Hronec	LB
10	Jake Rourke	WR	60	Tom Speer	DL
11	Kelvyn Hemphill	DB	61	Jonathan St-Pierre	OL
12	Kevin Brockway	QB	62	Mike Piton	DL
13	Kurt James	DB	65	Billy Speiser	OL
14	Tyler Funk	K/P	66	Isaiah Wiggins	OL
16	Preston Earl	QB	68	Erik Madsen	OL
17	Jared Dall	WR	69	Joe Niklasch	OL
19	Bobby Kelsey	K/P	71	Jeff Huntzinger	DL
22	Geno Blow	RB	73	Justin Martindale	OL
23	Lamont Lagrone	DB	75	Janiah Downing	OL
25	Leon Kittrell	DB	77	Muhammad Kahlun	OL
26	Cortes Rice	RB	78	Brandon Joyce	OL
27	Alan Abrams	RB	79	Jonathan Lyon	OL
28	James Temple	DB	80	Dan Passarelli	WR
30	Garry Roberts	DB	81	Laurént Robinson	WR
32	Brandon Bradbury	WR	83	Dave Mordis	TE
34	Marques Hawkins	LB	84	Clint Keller	TE
35	Garin Harcar	FB	85	Warren McCarty	WR
36	Kevin Mazur	K/P	86	Jason Horton	WR
37	Jason Tate	DB	88	Bert Whigham	TE
40	Cameron Siskowic	LB	90	Dan Simnick	DL
41	Dan Weiner	WR	93	Adam Blankenship	DL
42	Jeremy Joynt	TE	94	Jarek Thomas	DL
43	Jake Weber	LS	95	Ronnie Tate	DL
44	Niall Campbell	LB	97	Kaschiev Hunter	DL
			99	James Stevenson	DL

PRONUNCIATIONS

Jesse Caesar	SEE-zahr
Niall Campbell	NILE
Pat Cucci	COO-chee
Luke Drone	rhymes with bone
Alex Filiin	FILL-in
Brent Gritton	GRIT-on
Garin Harcar	GARE-in HAR-car
Marques Hawkins	MAR-kuss
Osric Hayes	OZ-rick
Bill Hronec	RON-ick
Kaschiev Hunter	ka-SHEEV
Muhammad Kahlun	ka-LEON
Drew Kempe	KEM-pee
Ansu Kpandeyenge	an-SUE pan-DEE-in-GEE
Greg Laffere	LA-fair
Lamont Lagrone	la-GROWN
Andrew Marlier	MAR-leer
Joe Niklasch	NICK-lash
Michael Osifalaju	OH-see-fa-LU-jo
Dan Passarelli	PASS-uh-rel-ee
Nick Passarelli	PASS-uh-rel-ee
Mike Piton	last name rhymes with "kitten"
Laurént Robinson	Loor-RAUNT
Cameron Siskowic	SIS-co-wick
Kyle Siskowic	SIS-co-wick
Babatunde Soyebó	BAH-buh-toon-day SOY-ay-bow
Tony Trujillo	TRUE-hee-yoh
Dane Zumbahlen	zum-BAH-len

ILLINOIS STATE'S SERIES HISTORY AGAINST MURRAY STATE

Illinois State leads 2-1

2001	8-Sep	17	32	A	L
2002	21-Sep	24	23	H	W
2005	24-Sep	42	0	H	W

Illinois State 42, Murray State 0

September 24, 2005 • Normal, Ill. • Hancock Stadium
Attendance: 7,233

► GAME SUMMARY

Redbird Defense Corral Racers, 42-0

NORMAL, Ill. -- The Illinois State defense dominated the Murray State offense in the second home game of the season for the Redbirds, as the unit gave up just 63 yards rushing and 135 total yards on the night in a 42-0 shutout of the Racers. Illinois State (3-1) has now won three straight games after its season opening loss at Iowa State, while Murray State (1-2) heads into Ohio Valley Conference play with a losing record for the fourth straight season.

The ISU defense was the star of the first half, limiting Murray State to just 43 total yards of offense and 16 yards rushing. Brent Hawkins recorded two sacks for the Redbirds, with the first resulting in a Murray State fumble in the end zone that was recovered by ISU linebacker Niall Campbell for the touchdown. It was the third fumble recovery for a touchdown on the season for the Redbird defense.

After being pinned at its own one-yard line by Murray State punter Tim Wright, ISU drove 99 yards in 17 plays for the first score of the game. The drive concluded with a three-yard touchdown pass from Luke Drone to Kedric Meredith. The pass was Drone's eighth touchdown pass of the season and Meredith's first TD of his career as a Redbird.

Most of ISU's offensive production came by way of junior running back Pierre Rembert in the first half. Rembert rushed for 123 yards on 11 carries and two touchdowns in the half. The first came on an 11-yard romp in the first quarter, bringing the score to 14-0. The second score came via a 56-yard dash in the second quarter, the longest of Rembert's career, for his fourth touchdown of the season. The play capped off a three-play, 61-yard drive to give ISU a 21-0 lead with 5:27 left in the half.

Rembert rushed for 139 yards on 14 carries for two touchdowns for the 'Birds. It was his second straight game over 100 yards rushing and his second straight game with two rushing touchdowns. Hawkins led the Redbird defense with four tackles for loss, three forced fumbles and two sacks.

► SCORING SUMMARY

SCOREBOARD	1	2	3	4	FINAL
Murray State (1-2)	0	0	0	0	0
ILLINOIS STATE (3-1)	7	21	14	0	42

FIRST QUARTER

ILS - Meredith 3-yard pass from Drone (Mazur kick), 2:05

SECOND QUARTER

ILS - Rembert 11-yard run (Mazur kick), 11:21

ILS - Rembert 56-yard run (Mazur kick), 5:27

ILS - Campbell fumble recovery in the endzone (Mazur kick), 2:26

THIRD QUARTER

ILS - Thompson 14-yard run (Mazur kick), 8:04

ILS - R. Rice 11-yard run (Mazur kick), :26

► TEAM STATISTICS

	MSU	ISU
First Downs	12	23
Rushing Attempts-Yards	38-63	53-319
Passing	11-22-0	12-24-0
Passing Yards	72	150
Total Offense	135	469
Fumbles-Lost	3-2	0-0
Penalties-Yards	5-45	10-93
Time of Possession	26:07	33:53

► INDIVIDUAL STATISTICS

RUSHING: (ILS) - Rembert 14-139, Thompson 15-74, Brockway 6-41, R. Rice 8-34, Kpandeyenge 5-17, Drone 5-14. (MSU) - Topps 9-22, Turner 17-18, Eiland 1-16, Wize 5-10, Cook 5-3, Salyer 1-(-6).

PASSING: (ILS) - Drone 10-21-0-126, Brockway 2-3-0-24. (MSU) - Salyer 5-13-0-27, Topps 6-9-0-45.

RECEIVING: (ILS) - Robinson 2-37, Rourke 2-24, Kregger 2-16, Rembert 1-23, Borzick 1-19, Horton 1-14, Thompson 1-12, Meredith 1-3, Mordis 1-2. (MSU) - Rumley 3-26, Turner 3-15, Eiland 2-12, Marchman 1-14, Cook 1-6, Harper 1-(-1).

TACKLE LEADERS: (ILS) - Siskowic 3-8-11, Hawkins 5-3-8, Hronec 3-4-7, Nelson 1-6-7. (MSU) - Williams 4-6-10, Ryan 2-8-10, Webber 4-5-9, Parrott 3-6-9.



2006 GFC STANDINGS

	GATEWAY			OVERALL		
	W	L	PCT	W	L	PCT
Southern Illinois	0	0	.000	2	0	1.000
Illinois State	0	0	.000	2	1	.667
Northern Iowa	0	0	.000	2	1	.667
Western Illinois	0	0	.000	2	1	.667
Youngstown State	0	0	.000	2	1	.667
Missouri State	0	0	.000	1	2	.333
Western Kentucky	0	0	.000	1	2	.333
Indiana State	0	0	.000	0	3	.000

2006 PRESEASON POLL

1. Northern Iowa (22)	239
2. Youngstown State (7)	208
3. Illinois State (2)	190
4. Southern Illinois	160
5. Western Kentucky (1)	141
6. Western Illinois	103
7. Missouri State	79
8. Indiana State	32

SCHOLAR-BALLER™

During the 2006 season, the players listed on the left will wear the patch (shown below) on their uniform to signify their scholar baller™ status.

ISU's 2005-06 Scholar Ballers™ (2.75 GPA or higher)

Chance Allard #	Brian Arndt \$
Tristian Borzick \$	Mike Brewer
Kevin Brockway	Mike Calegari #
Niall Campbell	Brennan Carroll
Stephen Carroll #	Wally Cirafesi
Montel Conner \$	Graham Corcoran #
Pat Cucci	Stafford Davis \$
Jonathan Denley	Janiah Downing
Luke Drone \$	Greg Faulkner #
Alex Filin	Eric Follmer
Barry Hartman	Marcus Hayden
Osric Hayes #	Bill Hronec \$
Pierre Jackson \$	Kurt James
Muhammad Kahlun \$	Kyle Korth \$
Ansu Kpandeyenge #	Kevin Kreger
Anthony Kummer	Keith Lesniak #
Jonathan Lyon	Justin Martindale
Warren McCarty	Kedric Meredith
Matt Miglin	Tom Nelson#
Joe Niklasch	Nick Passarelli #
Jeremy Redic #	Rafael Rice
Laurént Robinson	William Rolle
Eyad Salem #	Dan Simnick
Cameron Siskowic \$	Kyle Siskowic \$
Babatunde Soyebó #	Mike Stegeman
Kye Stewart #	James Temple #
Jarek Thomas	Ryan Thorne #
Robert Tomei #	Tom Walters #
Jake Weber #	Dan Weiner #
Bert Whigham #	Mark Whitaker
Isaiah Wiggins	Sam Yeargin \$

indicates Spring 2006 only member; \$ indicates Fall 2005 only member



2006 ILLINOIS STATE TEAM STATISTICS

TEAM STATISTICS	ISU	OPP			
SCORING	85	57			
Points Per Game	28.3	19.0			
FIRST DOWNS	58	42			
Rushing	25	19			
Passing	30	22			
Penalty	3	1			
RUSHING YARDAGE	405	292			
Yards gained rushing	472	338			
Yards lost rushing	67	46			
Rushing Attempts	109	102			
Average Per Rush	3.7	2.9			
Average Per Game	135.0	97.3			
TDs Rushing	3	1			
PASSING YARDAGE	769	560			
Att-Comp-Int	102-57-1	88-46-7			
Average Per Pass	7.5	6.4			
Average Per Catch	13.5	12.2			
Average Per Game	256.3	186.7			
TDs Passing	7	3			
TOTAL OFFENSE	1174	852			
Total Plays	211	190			
Average Per Play	5.6	4.5			
Average Per Game	391.3	284.0			
KICK RETURNS: #-YARDS	10-145	11-247			
PUNT RETURNS: #-YARDS	3-20	5-106			
INT RETURNS: #-YARDS	7-74	1-0			
KICK RETURN AVERAGE	14.5	22.5			
PUNT RETURN AVERAGE	6.7	21.2			
INT RETURN AVERAGE	10.6	0.0			
FUMBLES-LOST	3-2	2-0			
PENALTIES-YARDS	13-102	18-162			
Average Per Game	34.0	54.0			
PUNTS-YARDS	13-480	11-405			
Average Per Punt	36.9	36.8			
Net punt average	25.7	33.2			
TIME OF POSSESSION/GAME	29:47	30:13			
3RD-DOWN CONVERSIONS	21/48	19/45			
3rd-Down Pct	44%	42%			
4TH-DOWN CONVERSIONS	3/5	3/8			
4th-Down Pct	60%	38%			
SACKS BY-YARDS	2-10	3-17			
MISC YARDS	0	0			
TOUCHDOWNS SCORED	10	6			
FIELD GOALS-ATTEMPTS	6-8	5-6			
ON-SIDE KICKS	0-1	0-0			
RED-ZONE SCORES	12-13 92%	7-10 70%			
RED-ZONE TOUCHDOWNS	6-13 46%	3-10 30%			
PAT-ATTEMPTS	7-7 100%	4-5 80%			
ATTENDANCE	22774	47250			
Games/Avg Per Game	2/11387	1/47250			
Neutral Site Games		0/0			
SCORE BY QUARTERS	1st	2nd	3rd	4th	Total
Illinois State	3	29	20	33	85
Opponents	10	16	13	18	57

2006 ILLINOIS STATE INDIVIDUAL STATISTICS

RUSHING	G	Att	Gain	Loss	Net	Avg	TD	Long	Avg/G
Rembert,Pierre	3	80	364	15	349	4.4	2	23	116.3
Rice,Rafael	3	12	75	0	75	6.2	1	24	25.0
Robinson,Laurent	1	1	5	0	5	5.0	0	5	5.0
Drone,Luke	3	10	25	21	4	0.4	0	11	1.3
Blow,Geno	2	3	3	0	3	1.0	0	2	1.5
TEAM	2	3	0	31	-31	-10.3	0	0	-15.5
Total.....	3	109	472	67	405	3.7	3	24	135.0
Opponents.....	3	102	338	46	292	2.9	1	19	97.3

PASSING	G	Effic	Att-Cmp-Int	Pct	Yds	TD	Lng	Avg/G
Drone,Luke	3	139.90	57-102-1	55.9	769	7	70	256.3
Total.....	3	139.90	57-102-1	55.9	769	7	70	256.3
Opponents.....	3	101.07	46-88-7	52.3	560	3	59	186.7

RECEIVING	G	No.	Yds	Avg	TD	Long	Avg/G
Jackson,Pierre	3	18	333	18.5	3	70	111.0
Horton,Jason	3	10	129	12.9	1	41	43.0
Robinson,Laurent	1	9	77	8.6	2	22	77.0
Rourke,Jake	3	5	143	28.6	1	61	47.7
Mordis,Dave	3	5	49	9.8	0	18	16.3
Rembert,Pierre	3	5	11	2.2	0	14	3.7
Passarelli,Dan	3	4	23	5.8	0	10	7.7
Harcar,Garin	3	1	4	4.0	0	4	1.3
Total.....	3	57	769	13.5	7	70	256.3
Opponents.....	3	46	560	12.2	3	59	186.7

PUNT RETURNS	No.	Yds	Avg	TD	Long
Horton,Jason	2	10	5.0	0	7
Passarelli,Dan	1	10	10.0	0	10
Total.....	3	20	6.7	0	10
Opponents.....	5	106	21.2	1	81

INTERCEPTIONS	No.	Yds	Avg	TD	Long
Nelson,Tom	3	29	9.7	0	18
Thomas,Jarek	1	1	1.0	0	1
Tate,Jason	1	12	12.0	0	7
Caesar,Jesse	1	0	0.0	0	0
Temple,James	1	32	32.0	0	32
Total.....	7	74	10.6	0	32
Opponents.....	1	0	0.0	0	0

KICK RETURNS	No.	Yds	Avg	TD	Long
Rembert,Pierre	4	76	19.0	0	32
Horton,Jason	3	31	10.3	0	14
Nelson,Tom	3	38	12.7	0	16
Total.....	10	145	14.5	0	32
Opponents.....	11	247	22.5	0	49

FUMBLE RETURNS	No.	Yds	Avg	TD	Long
Total.....	0	0	0.0	0	0
Opponents.....	1	9	9.0	1	9

SCORING	TD	FGs	PATs					DXP	Saf	Points
			Kick	Rush	Rcv	Pass				
Mazur,Kevin	0	6-7	7-7	0-0	0	0-0	0	0	0	25
Jackson,Pierre	3	0-0	0-0	0-0	0	0-0	0	0	0	18
Robinson,Laurent	2	0-0	0-0	0-0	0	0-0	0	0	0	12
Rembert,Pierre	2	0-0	0-0	0-1	0	0-0	0	0	0	12
Rourke,Jake	1	0-0	0-0	0-0	0	0-0	0	0	0	6
Horton,Jason	1	0-0	0-0	0-0	0	0-0	0	0	0	6
Rice,Rafael	1	0-0	0-0	0-0	0	0-0	0	0	0	6
Kelsey,Bobby	0	0-1	0-0	0-0	0	0-0	0	0	0	0
Drone,Luke	0	0-0	0-0	0-1	0	0-1	0	0	0	0
Total.....	10	6-8	7-7	0-2	0	0-1	0	0	0	85
Opponents.....	6	5-6	4-5	0-0	1	1-1	0	0	0	57

TOTAL OFFENSE	G	Plays	Rush	Pass	Total	Avg/G
Drone,Luke	3	112	4	769	773	257.7
Rembert,Pierre	3	80	349	0	349	116.3
Rice,Rafael	3	12	75	0	75	25.0
Robinson,Laurent	1	1	5	0	5	5.0
Blow,Geno	2	3	3	0	3	1.5
TEAM	2	3	-31	0	-31	-15.5
Total.....	3	211	405	769	1174	391.3
Opponents.....	3	190	292	560	852	284.0

FIELD GOALS	FGM-FGA	Pct	01-19	20-29	30-39	40-49	50-99	Lg	Blk
Mazur,Kevin	6-7	85.7	0-0	4-4	2-3	0-0	0-0	35	0
Kelsey,Bobby	0-1	0.0	0-0	0-0	0-0	0-1	0-0	0	0

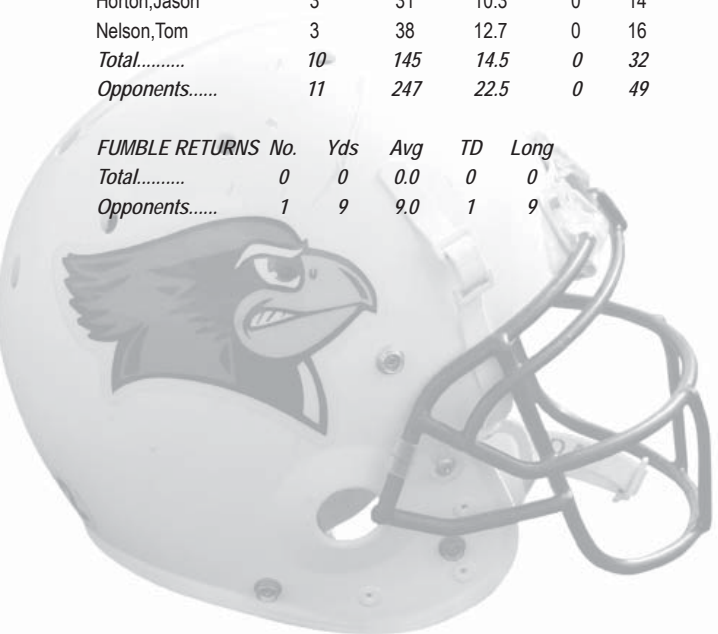
FG SEQUENCE	Illinois State	OPPONENTS
Kansas State	(35)	38,(52),(41),(30)
Central Arkansas	49,(23),(25),37,(20),(35)	(31)
Eastern Illinois	(24)	(33)

Numbers in (parentheses) indicate field goal was made.

PUNTING	No.	Yds	Avg	Long	TB	FC	I20	Blkd
Kelsey,Bobby	13	480	36.9	46	2	4	4	0
Total.....	13	480	36.9	46	2	4	4	0
Opponents.....	11	405	36.8	45	1	1	4	0

KICKOFFS	No.	Yds	Avg	TB	OB	Retn	Net	YdLn
Kelsey,Bobby	18	1075	59.7	7	0			
Total.....	18	1075	59.7	7	0	247	38.2	26
Opponents.....	14	858	61.3	4	0	145	45.2	19

ALL PURPOSE	G	Rush	Rec	PR	KOR	IR	Tot	Avg/G
Rembert,Pierre	3	349	11	0	76	0	436	145.3
Jackson,Pierre	3	0	333	0	0	0	333	111.0
Horton,Jason	3	0	129	10	31	0	170	56.7
Rourke,Jake	3	0	143	0	0	0	143	47.7
Robinson,Laurent	1	5	77	0	0	0	82	82.0
Rice,Rafael	3	75	0	0	0	0	75	25.0
Nelson,Tom	3	0	0	0	38	29	67	22.3
Mordis,Dave	3	0	49	0	0	0	49	16.3
Passarelli,Dan	3	0	23	10	0	0	33	11.0
Temple,James	3	0	0	0	0	32	32	10.7
Tate,Jason	3	0	0	0	0	12	12	4.0
Harcar,Garin	3	0	4	0	0	0	4	1.3
Drone,Luke	3	4	0	0	0	0	4	1.3
Blow,Geno	2	3	0	0	0	0	3	1.5
Thomas,Jarek	3	0	0	0	0	1	1	0.3
TEAM	2	-31	0	0	0	0	-31	-15.5
Total.....	3	405	769	20	145	74	1413	471.0
Opponents.....	3	292	560	106	247	0	1205	401.7



2006 ILLINOIS STATE DEFENSIVE STATISTICS

DEFENSIVE LEADERS	GP	TACKLES				SACKS		PASS DEF			FUMBLES		BLKD	
		SOLO	AST	TOTAL	TFL/YDS	NO-YARDS	INT-YDS	BRUP	QBH	RCV-YDS	FF	KICK	SAF	
40 Siskowic,Cameron	3	17	28	45	3.5-7	1.0-1	.	.	1	.	1	.	.	
6 Stewart,Kye	2	17	10	27	3.0-13	1.0-9	
44 Campbell,Niall	3	12	14	26	2.5-3	.	.	2	
1 Caesar,Jesse	3	10	6	16	.	.	1-0	.	1	
25 Kittrell,Leon	3	7	6	13	.	.	.	1	
28 Temple,James	3	3	9	12	.	.	1-32	2	
94 Thomas,Jarek	3	8	3	11	3.0-5	1.0-1	1-1	.	2	
3 Filin,Alex	3	6	3	9	4.0-16	2.0-8	.	.	1	
73 Martindale,Justin	3	4	5	9	2.5-14	1.0-6	.	.	3	.	1	.	.	
34 Hawkins,Marques	2	2	7	9	
95 Tate,Ronnie	3	4	3	7	1.5-3	.	.	3	6	
37 Tate,Jason	3	4	2	6	.	.	1-12	
59 Hronec,Bill	3	4	1	5	1.0-2	
9 Nelson,Tom	3	2	2	4	.	.	3-29	3	
51 Carroll,Brennan	2	1	1	2	
90 Simnick,Dan	3	1	1	2	1.0-1	
19 Kelsey,Bobby	3	2	.	2	
99 Stevenson,James	3	.	1	1	2	
58 Whitaker,Mark	3	.	1	1	
93 Blankenship,Adam	3	.	1	1	1	
4 Jackson,Pierre	3	.	1	1	
57 Wilson,Brandon	2	.	1	1	
97 Hunter,Kaschiev	2	1	.	1	
43 Weber,Jake	3	.	1	1	
Total.....	3	105	107	212	22-64	6-25	7-74	11	17	.	2	.	.	
Opponents.....	3	123	88	211	16.0-69	3-17	1-0	16	13	2-9	3	.	.	



2006 GAME-BY-GAME INDIVIDUAL STATISTICS

Rushing (Att.-Yds.-TD)

Opp.	Abrams	Blow	C. Rice	R. Rice	Drone	Rembert
at Kansas St.	dnp	dnp	dnp	0-0-0	4-(-17)-0	29-105-0
C. Arkansas	0-0-0	0-0-0	dnp	7-30-0	2-1-0	27-139-0
E. Illinois	dnp	3-3-0	dnp	5-45-1	4-20-0	24-105-2
at Murray St.						
at Western Ky.						
S. Illinois						
at W. Illinois						
Y'stown St.						
Missouri St.						
at Indiana St.						
at N. Iowa						

Passing (Comp.-Att.-Int.-Yds.-TD)

Opp.	Brockway	Drone	Earl
at Kansas St.	dnp	24-38-1-253-3	dnp
C. Arkansas	dnp	16-38-0-228-1	dnp
E. Illinois	dnp	17-26-0-288-3	dnp
at Murray St.			
at Western Ky.			
S. Illinois			
at W. Illinois			
Y'stown St.			
Missouri St.			
at Indiana St.			
at N. Iowa			

Kicking Stats

Opp.	Kelsey			Mazur		
	FG	FG Seq.	PAT	FG	FG Seq.	PAT
at Kansas St.	0-0		0-0	1-1	(35)	2-2
C. Arkansas	0-1	49	0-0	4-5	(23), (25), 37, (20), (35)	0-0
E. Illinois	0-0		0-0	1-1	(24)	5-5
at Murray St.						
at Western Ky.						
S. Illinois						
at W. Illinois						
Y'stown St.						
Missouri St.						
at Indiana St.						
at N. Iowa						

Punting


Opp.	Kelsey (No.-Avg.-Long)	50+	I-20	I-10	I-5
C. Arkansas	6-37.5-46	0	2	2	1
E. Illinois	3-37.0-39	0	1	0	0
at Murray St.					
at Western Ky.					
S. Illinois					
at W. Illinois					
Y'stown St.					
Missouri St.					
at Indiana St.					
at N. Iowa					

Receivers (Rec.-Yards.-TD)

	KSU	UCA	EIU	Murray	WKU	SIU	WIU	YSU	MSU	INS	UNI
Horton	3-21-0	4-31-0	3-77-1								
Jackson	3-88-1	9-113-0	6-132-2								
Mordis	4-31-0	1-18-0	0-0-0								
Passarelli, D.	0-0-0	0-0-0	4-23-0								
Robinson	9-77-2	inj	inj								
Rourke	1-24-0	2-66-1	2-53-0								

Defense (UT-AT-TT-TFL-FR-I-PBU-S)

	KSU	UCA	EIU	Murray	WKU	SIU	WIU	YSU	MSU	INS	UNI
Blankenship	0-1-1-0-0-0-0	0-0-0-0-0-0-0	0-0-0-0-0-0-0								
Caesar	1-0-1-0-0-0-0	3-1-4-0-0-0-0	6-5-11-0-0-1-0-0								
Campbell	3-3-6-1-5-0-0-0-0	4-5-9-1-0-0-2-0	5-6-11-0-0-0-0-0								
Filin	0-0-0-0-0-0-0	3-0-3-2-0-0-0-1	3-3-6-2-0-0-0-1								
Hawkins	1-0-1-0-0-0-0	dnp	1-7-8-0-0-0-0								
Hronec	3-0-3-1-0-0-0	0-1-1-0-0-0-0	1-0-1-0-0-0-0								
Kittrell	2-3-5-0-0-0-1-0	4-1-5-0-0-0-0	1-2-3-0-0-0-0								
Martindale	1-1-2-0-0-0-0	2-2-4-2-5-0-0-0-1	1-2-3-0-0-0-0								
Nelson	0-0-0-0-2-1-0	1-1-2-0-0-1-1-0	1-1-2-0-0-0-1-0								
Simmick	0-1-1-0-0-0-0	0-0-0-0-0-0-0	1-0-1-1-0-0-0								
Siskowic, C.	8-7-15-1-0-0-0-1	2-6-8-2-5-0-0-0	7-15-22-0-0-0-0-0								
Stewart	8-5-13-2-5-0-0-0-1	9-5-14-0-5-0-0-0	inj								
Tate, J.	0-0-0-0-0-0-0	3-0-3-0-0-0-0	1-2-3-0-0-1-0								
Tate, R.	2-0-2-0-0-0-2-0	2-2-4-1-5-0-0-1-0	0-1-1-0-0-0-0								
Temple	1-2-3-0-0-0-0	1-0-1-0-0-0-2-0	1-7-8-0-0-1-0-0								
Thomas	2-1-3-0-0-0-0	3-2-5-3-0-1-0-1	3-0-3-0-0-0-0								



REDBIRD CAPTAINS

Game	Redbird Captains
at Kansas St.	Campbell, Drone, Robinson, Temple
C. Arkansas	Kittrell, Martindale, R. Tate, Rembert
E. Illinois	Hawkins, Jackson, Martindale, Weber
at Murray St.	
at Western Ky.	
S. Illinois	
at W. Illinois	
Y'stown St.	
Missouri St.	
at Indiana St.	
at N. Iowa	

GFC PLAYERS OF THE WEEK**OFFENSE**

Sept. 4 - Laurént Robinson (WR - 9 rec., 77 yds., 2 TDs)

DEFENSE

Sept. 10 - Kye Stewart (LB - 14 tackles, 9 solo and .5 TFL)

Sept. 17 - Cameron Siskowic (LB - 22 tackles, 1 FF, 1 QBH)

SPECIAL TEAMS

Sept. 10 - Kevin Mazur (K - 4 FGs from 23, 25, 20, 35)

NATIONAL PLAYERS OF THE WEEK**TSN DEFENSIVE PLAYER OF THE WEEK**


Sept. 18 - Cameron Siskowic (LB - 22 tackles, 1 FF, 1 QBH)

I-AA.org ALL-STAR

Sept. 18 - Cameron Siskowic (LB - 22 tackles, 1 FF, 1 QBH)

2006 PLAYER PARTICIPATION

	KSU	UCA	EIU	Murray	WKU	SIU	WIU	YSU	MSU	INS	UNI
Abrams, Alan	dnp	x	dnp								
Blankenship, Adam	x	x	x								
Blow, Geno	dnp	x	x								
Bradbury, Brandon	dnp	x	inj								
Caesar, Jesse	S-CB	S-CB	S-CB								
Campbell, Niall	x	S-MLB	S-MLB								
Carroll, Brennan	dnp	x	x								
Cucci, Pat	S-SLB	x	x								
Downing, Janiah	S-RG	S-RG	S-RG								
Drone, Luke	S-QB	S-QB	S-QB								
Filin, Alex	x	x	x								
Harcar, Garin	x	x	x								
Hawkins, Marques	x	dnp	S-WLB								
Horton, Jason	x	S-WR	S-WR								
Hronec, Bill	S-MLB	x	x								
Hunter, Kaschiev	dnp	x	x								
Huntzinger, Jeff	dnp	dnp	x								
Jackson, Pierre	S-WR	S-WR	S-WR								
Joyce, Brandon	dnp	x	S-RT								
Joynt, Jeremy	x	x	S-TE								
Keller, Clint	x	x	x								
Kelsey, Bobby	x	x	x								
Kittrell, Leon	S-CB	S-CB	S-CB								
Lagrone, Lamont	dnp	x	dnp								
Lyon, Jonathan	S-RT	S-RT	inj								
Madsen, Erik	S-C	S-C	S-C								
Martindale, Justin	S-DT	S-DT	S-DT								
Mazur, Kevin	x	x	x								
McCarty, Warren	dnp	x	dnp								
Meredith, Kedric	S-TE	S-TE	x								
Mordis, Dave	S-HB	S-HB	S-HB								
Nelson, Tom	S-FS	S-FS	S-FS								
Niklasch, Joe	S-LG	S-LG	S-LG								
Passarelli, Dan	x	x	x								
Rembert, Pierre	S-TB	S-TB	S-TB								
Rice, Rafael	x	x	x								
Roberts, Garry	x	x	x								
Robinson, Laurént	S-WR	inj	inj								
Rourke, Jake	x	x	x								
Sheering, J.W.	dnp	x	dnp								
Simnick, Dan	x	x	x								
Siskowic, Cameron	x	S-SLB	S-SLB								
Siskowic, Kyle	dnp	dnp	x								
Soyebo, Babatunde	dnp	dnp	x								
Speer, Tom	x	x	x								
Speiser, Bill	x	x	x								
Stevenson, James	S-DE	S-DE	S-DE								
Stewart, Kye	S-WLB	S-WLB	inj								
St-Pierre, Jonathan	dnp	x	x								
Tate, Jason	x	x	x								
Tate, Ronnie	S-DE	S-DE	S-DE								
Temple, James	S-SS	S-SS	S-SS								
Thomas, Jarek	S-DT	S-DT	S-DT								
Weber, Jake	x	x	x								
Whitaker, Mark	x	x	x								
Wiggins, Isaiah	S-LT	S-LT	S-LT								
Wilson, Brandon	dnp	x	x								



THE SPORTS NETWORK POLL

Team (first place votes)	Pts.	Prv. Rank
1. New Hampshire (83)	2,711	1
2. Appalachian State (22)	2,627	2
3. Cal Poly (2)	2,439	3
4. Furman	2,271	4
5. Montana	2,224	5
6. Illinois State	2,109	7
7. Richmond	2,071	8
8. Youngstown State*	1,868	6
9. Massachusetts	1,851	9
10. Southern Illinois* (2)	1,684	16
11. Hampton (1)	1,646	10
12. Northern Iowa*	1,417	12
13. McNeese State	1,299	14
14. North Dakota State	1,281	17
15. Portland State (3)	1,228	13
16. UC Davis	1,192	21
17. James Madison	1,190	15
18. Delaware	619	11
19. Georgia Southern	611	24
20. Eastern Illinois	477	18
21. Towson	424	NR
22. Western Carolina	361	NR
23. Central Connecticut State	252	NR
24. Eastern Kentucky	227	19
25. Jacksonville State	166	NR

*Gateway Football Conference member
 Illinois State opponent

THE CSN COACHES POLL

Team (first place votes)	Pts.	Prv. Rank
1. New Hampshire (21)	741	1
2. Appalachian State (8)	720	2
3. Furman	624	3
4. Cal Poly	623	4
5. Montana	615	5
6. Illinois State	590	6
7. Richmond	577	8
8. Southern Illinois* (1)	509	13
9. Massachusetts	497	9
10. Youngstown State*	481	7
11. Hampton	460	10
12. McNeese State	404	12
13. Northern Iowa*	351	17
14. North Dakota State	338	16
15. James Madison	332	14
16. Portland State	331	15
17. UC Davis	316	20
18. Georgia Southern	174	24
19. Eastern Illinois	133	18
20. Delaware	132	11
21. Central Connecticut State	101	NR
22. Towson	96	NR
23. Western Carolina	84	NR
24. Penn	53	NR
25. Harvard	50	NR

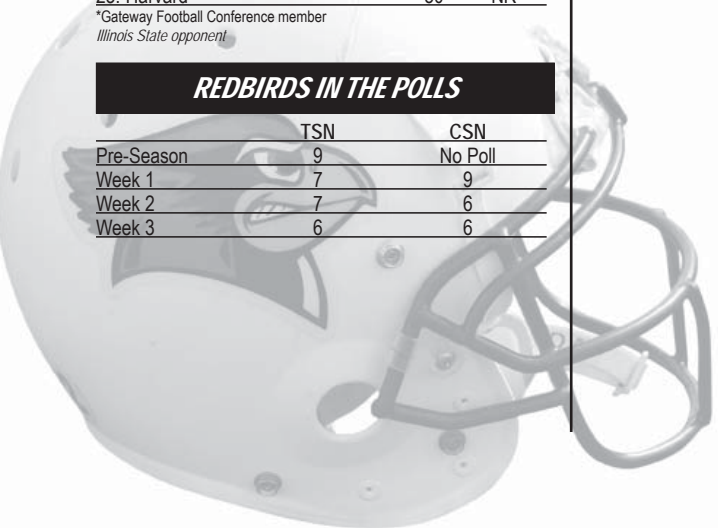
*Gateway Football Conference member
 Illinois State opponent

REDBIRDS IN THE POLLS

	TSN	CSN
Pre-Season	9	No Poll
Week 1	7	9
Week 2	7	6
Week 3	6	6

ILLINOIS STATE' SCORING DRIVES/PLAYS

Qtr.	Opponent	Time	Scoring Play	Conversion	Plays-Yds.	TOP	Score
1	Kansas State	9:42	Mazur 35-yard field goal		11-53	4:41	3-0
3	Kansas State	12:25	Robinson 4-yard pass from Drone	Mazur kick	7-86	2:35	10-10
4	Kansas State	12:35	Robinson 2-yard pass from Drone	Mazur kick	13-80	7:00	17-13
4	Kansas State	3:02	Jackson 3-yard pass from Drone	Rush Failed	11-47	5:23	23-24
2	C. Arkansas	14:12	Mazur 23-yard field goal		13-83	2:26	3-0
2	C. Arkansas	10:04	Mazur 25-yard field goal		7-34	2:11	6-0
3	C. Arkansas	12:18	Rourke 61-yard pass from Drone	Pass Failed	6-95	2:33	12-0
4	C. Arkansas	12:36	Mazur 20-yard field goal		9-71	3:40	15-3
4	C. Arkansas	3:03	Mazur 35-yard field goal		4-5	1:07	18-3
2	Eastern Illinois	12:48	Rembert 1-yard run	Mazur kick	8-80	2:47	7-10
2	Eastern Illinois	4:59	Jackson 55-yard pass from Drone	Mazur kick	3-73	1:08	14-16
2	Eastern Illinois	1:58	Horton 41-yard pass from Drone	Rush Failed	3-43	1:28	20-16
2	Eastern Illinois	:17	Mazur 24-yard field goal		4-1	:54	23-16
3	Eastern Illinois	3:50	Rembert 4-yard run	Mazur kick	7-36	1:58	30-23
4	Eastern Illinois	12:49	Jackson 4-yard pass from Drone	Mazur kick	7-61	3:06	37-23
4	Eastern Illinois	:35	R. Rice 24-yard run	Mazur kick	10-80	4:01	44-30



OPPONENT SCORING DRIVES/PLAYS

Qtr.	Opponent	Time	Scoring Play	Conversion	Plays-Yds.	TOP	Score
2	Kansas State	4:54	Snodgrass 52-yard field goal		13-59	4:52	3-3
2	Kansas State	1:55	Figurs 81-yard punt return	Snodgrass kick			3-10
3	Kansas State	4:35	Snodgrass 41-yard field goal		7-10	3:28	10-13
4	Kansas State	8:36	Snodgrass 30-yard field goal		10-45	3:50	17-16
4	Kansas State	8:25	Garvin 9-yard fumble recovery	Norwood catch			17-24
3	Central Arkansas	1:25	Paul 31-yard field goal		8-73	3:49	12-3
1	Eastern Illinois	7:58	Webb 4-yard run	Yates kick	10-64	4:42	0-7
1	Eastern Illinois	:43	Yates 33-yard field goal		8-14	3:51	0-10
2	Eastern Illinois	6:19	Rucker 28-yard pass from Donato	Kick Failed	5-53	1:49	7-16
3	Eastern Illinois	10:50	Rucker 19-yard pass from Donato	Yates kick	8-46	3:55	23-23
4	Eastern Illinois	4:43	Voss 11-yard pass from Donato	Yates kick	9-39	3:36	30-37

NATIONAL RANKINGS

Team Statistics	Rank	Avg.
Rushing Offense	62	135.00
Passing Offense	10	256.33
Total Offense	19	391.33
Scoring Offense	26	28.33
Rushing Defense	22	97.33
Pass Efficiency Defense	21	101.10
Total Defense	34	284.00
Scoring Defense	38	19.00
Net Punting	100	25.69
Punt Returns	68	6.67
Kickoff Returns	109	14.50
Turnover Margin	17	1.33
Pass Defense	71	186.67
Passing Efficiency	30	139.92
Sacks	†32	2.00
Tackles for Loss	18	7.33
Sacks Allowed	†24	1.00

Individual Statistics in the Top 20

Pierre Rembert - Rushing	18	116.33
Luke Drone - Total Offense	9	257.67
Pierre Jackson - Receptions	12	6.00
Pierre Jackson - Receiving Yards	5	111.00
Tom Nelson - Interceptions	2	1.00
Kevin Mazur - Field Goals	5	2.00
Cameron Siskowic - Total Tackles	1	15.00

TOP FIVE UNDER JOHNSON

Here is a top five list of ISU players that have passed for 300 yards or rushed or caught 100 yards in Denver Johnson's tenure:

100-Yard Rushing Games (43)

272. Pierre Rembert at Missouri State (11/5/05)
239. Sha-Ron Edwards at Missouri State (11/8/03)
233. Sha-Ron Edwards vs. Western Ky. (10/18/03)
222. Brian Thompson vs. Y'stown State (10/23/04)
210. Quincy Washington vs. Quincy (9/7/02)

300-Yard Passing Games (11)

440. Luke Drone vs. Indiana State (11/12/05)
385. Mike Souza at Illinois (9/6/03)
372. Yance Vaughan at Minnesota (9/11/04)
350. Kevin Glenn vs. Missouri State (11/18/00)
348. Yance Vaughan at Indiana State (10/2/04)

100-Yard Receiving Games (21)

292. Laurént Robinson vs. Indiana State (11/12/05)
243. Laurént Robinson vs. Northern Iowa (10/22/05)
243. Dwayne Smith at Illinois (9/6/03)
183. Vito Golson vs. Northern Iowa (10/27/01)
180. Laurént Robinson at Southern Illinois (10/15/05)

ISU LONG PLAYS

Plays of 20 or more yards from scrimmage ...

	ISU	Opp.
at Kansas St.	3	2
C. Arkansas	3	5
E. Illinois	5	1
at Murray St.		
at Western Ky.		
S. Illinois		
at W. Illinois		
Y'stown St.		
Missouri St.		
at Indiana St.		
at N. Iowa		



THE REDBIRDS' RECORD WHEN

	2006	DJ Era*
Playing at home	2-0	24-13
Playing on the road	0-1	10-23
Playing on a neutral field	0-0	0-0
Playing at night	2-1	13-10
Playing during the day	0-0	21-26
ISU scores on first possession	0-1	16-5
Opponent scores on first possession	1-0	10-17
ISU scores first	1-1	19-8
Opponent scores first	1-0	14-27
ISU leads after the 1st quarter	0-1	16-8
Opponent leads after 1st quarter	1-0	8-23
ISU leads at halftime	2-0	22-8
Opponent leads at halftime	0-1	8-26
ISU leads after 3rd quarter	2-0	23-6
Opponent leads after 3rd quarter	0-1	8-29
Game goes into overtime	0-0	1-2
ISU has more total yards	2-1	27-15
Opponent has more total yards	0-0	6-22
ISU has more rushing yards	1-1	26-13
Opponent has more rushing yards	1-0	7-24
ISU has more passing yards	1-1	24-20
Opponent has more passing yards	1-0	9-16
ISU has more turnovers	0-0	10-23
Opponent has more turnovers	2-0	18-8
Teams have equal turnovers	0-0	5-5
ISU has more penalties	1-0	17-17
Opponent has more penalties	1-1	13-18
ISU has more time of possession	0-1	18-15
Opponent has more time of possession	2-0	14-22
ISU has 100-yard rusher	2-1	27-15
Opponent has 100-yard rusher	1-0	13-21
ISU scores at least 20 points	1-1	29-17
Opponent scores at least 20 points	1-1	13-33
ISU throws for 300 yards	0-0	8-5
Opponent throws for 300 yards	0-0	1-10
Playing on natural grass	0-0	2-7
Playing on artificial surface	2-1	30-31
ISU defense scores	0-0	7-5
Opponent defense scores	0-0	2-11
ISU returns KO/Punt for TD	0-0	1-0
Opponent returns KO/Punt for TD	0-1	2-3

*Denotes the Denver Johnson era (2000-present)

THE LAST TIME IT HAPPENED

ILLINOIS STATE INDIVIDUAL

Rushed for 100 yards	105, Pierre Rembert vs. Eastern Illinois, 9-16-06
Rushed for 200 yards	272, Pierre Rembert at Missouri State, 11-5-05
Passed for 200 yards	288, Luke Drone vs. Eastern Illinois, 9-16-06
Passed for 300 yards	440, Luke Drone vs. Indiana State, 11-12-05
Passed for 400 yards	440, Luke Drone vs. Indiana State, 11-12-05
Had 10 receptions	14, Laurént Robinson vs. Indiana State, 11-12-05
Had 100 yards receiving	132, Pierre Jackson vs. Eastern Illinois, 9-16-06
Returned a punt for a TD	Joe Walkins (52 yards) vs. Y'stown St., 10-23-04
Returned a kickoff for a TD	LaShawn Bullock (97 yards) vs. Y'stown St., 10-23-04
Returned an interception for a TD	Kye Stewart (21 yards) vs. Western Kentucky, 10-8-05
Returned a fumble for a TD	James Temple (56 yards) vs. Western Kentucky, 10-8-05
Returned a blocked FG for a TD	Armando Andrade (85 yards) vs. W. Va. Tech, 8-31-00
Returned a blocked punt for a TD	Justin Frierson (28 yards) vs. Prairie View A&M, 10-21-00
Rushed for three touchdowns	3, Cortes Rice vs. Indiana State, 11-12-05
Threw three touchdown passes	3, Luke Drone vs. Eastern Illinois, 9-16-06
Caught three touchdown passes	3, Laurént Robinson vs. Indiana State, 11-12-05
Kicked three field goals	4, Kevin Mazur vs. Central Arkansas, 9-9-06
Had a 70-yard run from scrimmage	70, Demetrus Johnson vs. Saint Xavier, 9-2-04
Had a 70-yard pass completion	88, Luke Drone to Laurént Robinson vs. Drake, 9-10-05
Had 20 tackles	22, Cameron Siskowic vs. Eastern Illinois, 9-16-06
Had 50-yard field goal	50, Stephen Carroll at S. Illinois, 10-14-03
Had a 70-yard punt	70, Ryan Hoffman vs. Y'stown St., 10-23-04

ILLINOIS STATE TEAM

400 yards rushing	405 vs. Youngstown State, 11-14-98
300 yards rushing	341 at Missouri State, 11-5-05
400 yards passing	440 vs. Indiana State, 11-12-05
300 yards passing	440 vs. Indiana State, 11-12-05
500 yards total offense	708 vs. Indiana State, 11-12-05
30 first downs	35 vs. Indiana State, 11-12-05
50 points	70 vs. Indiana State, 11-12-05
Scored a safety	at Youngstown State (sacked punter), 10-25-03
Posted a shutout	Illinois State 42, Murray State 0, 9-24-05
Held an opponent under 100 yards rushing	63 vs. Central Arkansas, 9-9-06
Held an opponent under 100 yards passing	99 vs. Indiana State, 11-12-05
Held an opponent under 200 total yards	135 vs. Murray State, 9-24-05
Held an opponent under 100 total yards	87 vs. Lincoln, 9-1-84
Blocked a punt	at Northern Iowa, 11-13-04
Blocked a field goal	vs. Drake, 9-10-05
Blocked an extra point attempt	vs. Drake, 9-10-05

OPPONENT INDIVIDUAL

Rushed for 100 yards	107, Vincent Webb, Eastern Illinois, 9-16-06
Rushed for 200 yards	207, Julian Reese, Indiana State, 11-10-01
Passed for 200 yards	256, Robbie Park vs. Central Arkansas, 9-9-06
Passed for 300 yards	314, Bret Meyer, Iowa State, 9-3-05
Passed for 400 yards	460, A.J. Porter, Missouri State, 11-8-03
Had 10 receptions	10, Jeff Hewitt, Missouri State, 11-18-00
Had 100 yards receiving	146, Aaron Fairouz vs. Central Arkansas, 9-9-06
Returned a punt for a TD	81, Yamon Figurs, Kansas State, 9-2-06
Returned a kickoff for a TD	Steven Rush (100 yards), Missouri State, 10-9-04
Returned an interception for a TD	Fred Miller (32 yards), Eastern Illinois, 9-20-03
Returned a fumble for a TD	9, Byron Garwin at Kansas State, 9-2-05
Returned a blocked FG for a TD	Travis Williams (66 yards), Illinois, 9-6-03
Returned a blocked punt for a TD	Jason Newell (5 yards), Southern Illinois, 10-6-01
Rushed for three touchdowns	3, Andre Forte, Indiana State, 11-12-05
Threw three touchdown passes	3, Mike Donato, Eastern Illinois, 9-16-06
Caught three touchdown passes	4, Steven Rush, Missouri State, 11-8-03
Kicked three field goals	3, Chris James, Western Kentucky, 10-8-05
Had a 70-yard run from scrimmage	80, Laurence Maroney, Minnesota, 9-11-04
Had a 70-yard pass completion	98, Steve LaFalce to Marco Thomas, Western Illinois, 10-29-05
Had 20 tackles	21, Ian Dominelli, Youngstown State, 10-30-99
Had 50-yard field goal	52, Jeff Snodgrass at Kansas State, 9-2-06
Had a 70-yard punt	74, Jim Hannula, Northern Illinois, 9-30-78

OPPONENT TEAM

400 yards rushing	474, Western Kentucky, 11-3-01
300 yards rushing	303, Minnesota, 9-11-04
400 yards passing	460, Missouri State, 11-8-03
300 yards passing	314, Iowa State, 9-3-05
500 yards total offense	504, Western Illinois, 10-29-05
30 first downs	32, UNLV, 9-27-97
50 points	58, Western Kentucky, 11-3-01
Scored a safety	Iowa State, 9-3-05
Posted a shutout	Florida Atlantic, 11-20-04
Held ISU under 100 yards rushing	93, Kansas State, 9-2-06
Held ISU under 100 yards passing	53, Drake, 8-28-03
Held ISU under 200 total yards	198, Youngstown State, 11-9-02
Held ISU under 100 total yards	94, Central State, 9-9-89
Blocked a punt	Drake, 9-10-05
Blocked a field goal	Western Kentucky, 10-8-05
Blocked an extra point attempt	South Florida, 10-16-99

Kansas St. 24, #9 Illinois State 23

September 2, 2006 • Manhattan, Kan. • Snyder Family Stadium
Attendance: 47,250

▶ GAME SUMMARY

ISU Gives K-State a Scare, But Falls 24-23

MANHATTAN, Kan. – Heading into Saturday's football season opener against Kansas State, the Illinois State Redbirds were determined to give their Division I counterparts a tough game. That is certainly what the Wildcats received from the Redbirds, as a failed two-point conversion with 3:02 left in the fourth quarter left the 'Birds a point short and ISU was defeated 24-23 in front of 47,250 fans at the newly dedicated Bill Snyder Family Stadium.



GAME 1

On the first play from scrimmage, ISU safety Tom Nelson intercepted a long pass from KSU quarterback Dylan Meier and put the Redbirds on offense. The 'Birds took full advantage of the early turnover as Kevin Mazur capped off a 11-play, 53 yard scoring drive with a 35-yard field goal to give the Redbirds a 3-0 lead with 9:42 left in the first quarter.

KSU kicker Jeff Snodgrass connected on a 52-yard field goal to tie the score at 3-3 with 4:54 left in the half. The Wildcats then continued to impress on special teams, as Yamon Figs returned a Bobby Kelsey punt 81 yards for a touchdown to give KSU a 10-3 lead with just under two minutes remaining in the half.

After receiving the kickoff to start the second half, Luke Drone connected with Pierre Jackson on a 70-yard strike down the sideline to put the 'Birds on the Kansas State six-yard line. Two plays later, Drone found Laurent Robinson in the end zone for a four-yard touchdown pass to tie the score at 10-10.

KSU would answer with 4:35 left in the quarter to re-take the lead 13-10, as Snodgrass connected on his second field goal of the game, this time from 41 yards out. The score would stay that way until the fourth quarter when Drone and Robinson hooked up on their second touchdown pass to put the Redbirds up 17-13. KSU then cut the ISU lead to one 17-16 on Snodgrass' third field goal of the game with 8:36 left to go.

On the ensuing kickoff, however, ISU's Jason Horton fumbled on the return and KSU's Byron Garvin returned the fumble nine yards to put the Wildcats up 24-17. The Redbirds would not go away, though, as Drone then led his team to an 11-play, 47-yard scoring drive that culminated in a three-yard touchdown pass to Jackson to cut the lead to 24-23. Head coach Denver Johnson then made the call to go for the two-point conversion, but Drone was unable to break the plane on the quarterback draw.

▶ SCORING SUMMARY

SCOREBOARD	1	2	3	4	FINAL
ILLINOIS STATE (0-1)	3	0	7	13	23
Kansas State (1-0)	0	10	3	11	24

FIRST QUARTER

ISU – Mazur 35-yard field goal, 9:24

SECOND QUARTER

KSU – Snodgrass 52-yard field goal, 4:54

KSU – Figs 81-yard punt return (Snodgrass kick), 1:55

THIRD QUARTER

ISU – Robinson 4-yard pass from Drone (Mazur kick), 12:25

KSU – Snodgrass 41-yard field goal, 4:35

FOURTH QUARTER

ISU – Robinson 2-yard pass from Drone (Mazur kick), 12:35

KSU – Snodgrass 30-yard field goal, 8:36

KSU – Garvin 9-yard fumble recovery (Norwood pass from Meier), 8:45

ISU – Jackson 3-yard pass from Drone (rush failed), 3:02

▶ TEAM STATISTICS

	ISU	KSU
First Downs	20	13
Rushing Attempts-Yards	34-93	28-44
Passing	24-38-1	15-26-2
Passing Yards	253	163
Total Offense	346	207
Fumbles-Lost	1-1	1-0
Penalties-Yards	1-7	5-49
Time of Possession	34:11	25:49

▶ INDIVIDUAL STATISTICS

RUSHING: (ISU) – Rembert 29-105, Robinson 1-5, Drone 4-(-17). (KSU) – Alsup 14-26, Patton 7-22, Johnson 4-10, Team 1-(-4), Meier 2-(-10).

PASSING: (ISU) – Drone 24-38-1-253. (KSU) – Meier 15-26-2-163.

RECEIVING: (ISU) – Robinson 9-77, Mordis 4-31, Rembert 4-12, Jackson 3-88, Horton 3-21, Rourke 1-24. (KSU) – Norwood 5-53, Nelson 4-62, Figs 2-16, Mastrud 1-13, Patton 1-7, Alsup 1-7, Moreira 1-5.

TACKLE LEADERS: (ISU) – Siskowic 8-7-15, Stewart 8-5-13, Campbell 3-3-6, Kittrell 2-3-5, Hronec 3-0-3. (KSU) – Archer 5-8-13, Diles 6-4-10, McKinney 8-1-9, Campbell 8-0-8, Erker 2-5-7.

#7 Illinois State 18, C. Arkansas 3

September 9, 2006 • Normal, Ill. • Hancock Stadium
Attendance: 10,262

▶ GAME SUMMARY

'Birds Defense Holds UCA Without a TD in 18-3 Win

NORMAL, Ill. – On a rainy night in the home opener at Hancock Stadium, the Redbird defense shined bright as they did not allow a Central Arkansas touchdown and picked off two passes in a 18-3 victory over Bears in front of 10,262.



GAME 2

The Bears found it extremely hard to run or pass against the 'Birds as junior linebacker Kye Stewart set a career high 14 tackles to lead the team, junior defensive tackle Jarek Thomas recorded three tackles-for-loss and junior free safety Tom Nelson picked off his third pass of the season.

While the defense was close to perfect, holding the Bears to just three points and 63 yards rushing, the offense received strong performances from its receiving core that played without injured All-American wide receiver Laurent Robinson. In Robinson's absence, junior Pierre Jackson shouldered the load, hauling in career highs with 9 receptions for 113 yards and sophomore Jake Rourke hauled in his first career touchdown catch from junior quarterback Luke Drone, who went 16-38 on the night for 228 yards.

The Redbirds got on the board first with a pair of field goals in the first five minutes of the second quarter off the leg of sophomore kicker Kevin Mazur. The Mt. Prospect, Ill., native put the 'Birds up 3-0, following a 23-yard field goal, capping off a 13-play, 83-yard drive at the 14:12 mark. After a quick three-and-out by Central Arkansas, ISU marched 44 yards down the field in seven plays before Mazur booted a 25-yard field goal with 10:04 remaining in the first half to put the Redbirds up 6-0.

The 'Birds quickly scored their lone touchdown just over two minutes into the second half on a 61-yard touchdown strike from Drone to Rourke.

The Bears threatened to get the 12-0 deficit within a touchdown later in the third quarter, but had to settle for a 31-yard field goal by James Paul with 1:25 left.

The Redbirds answered the Bears with a 9-play, 71-yard drive of their own taking 3:40 off the clock. The drive resulted in Mazur's third field goal of the day, this time from 20 yards out, pushing ISU's lead back up to 15-3.

Mazur finished the scoring for the 'Birds, putting them up 18-3 with his fourth field goal at 3:03 left in the fourth quarter. Mazur's fourth field goal of the night set a new career high for a game and tied a Hancock Stadium record.

▶ SCORING SUMMARY

SCOREBOARD	1	2	3	4	FINAL
Central Arkansas (1-1)	0	0	3	0	3
ILLINOIS STATE (1-1)	0	6	6	6	18

SECOND QUARTER

ISU – Mazur 23-yard field goal, 14:12

ISU – Mazur 25-yard field goal, 10:04

THIRD QUARTER

ISU – Rourke 61-yard pass from Drone (Drone pass failed), 12:18

UCA – Paul 31-yard field goal, 1:25

FOURTH QUARTER

ISU – Mazur 20-yard field goal, 12:36

ISU – Mazur 35-yard field goal, 3:03

▶ TEAM STATISTICS

	UCA	ISU
First Downs	9	17
Rushing Attempts-Yards	29-63	37-168
Passing	18-34-2	16-38-0
Passing Yards	256	228
Total Offense	319	396
Fumbles-Lost	0-0	0-0
Penalties-Yards	6-48	7-66
Time of Possession	31:43	28:17

▶ INDIVIDUAL STATISTICS

RUSHING: (UCA) – Brown 15-36, Ceasar 4-24, Park 7-5, Grimes 3-(-2). (ISU) – Rembert 27-139, R. Rice 7-30, Drone 2-1, Team 1-(-2).

PASSING: (UCA) – Park 18-34-2-256. (ISU) – Drone 16-38-0-228.

RECEIVING: (UCA) – Fairouz 8-146, Robinson 3-62, Twilley 2-10, Logan 1-28, Winston 1-9, Brown 1-3, Kennemer 1-1, Kinard 1-(-3). (ISU) – Jackson 9-113, Horton 4-31, Rourke 2-66, Mordis 1-18.

TACKLE LEADERS: (UCA) – Maxfield 5-6-11, Johnson 7-3-10, Jackson 7-1-8, Hamilton 6-17, Brown 5-1-6. (ISU) – Stewart 9-5-14, Campbell 4-5-9, Siskowic 2-6-8, Kittrell 4-1-5, Thomas 3-2-5.

#7 Illinois St. 44, #18 E. Illinois 30

September 16, 2006 • Normal, Ill. • Hancock Stadium
Attendance: 12,512

▶ GAME SUMMARY

Redbirds Win Fourth Straight Over Eastern Illinois

NORMAL, Ill. – The football game between No. 7 Illinois State and No. 18 Eastern Illinois was the 94th meeting between the two schools and also marked the first time in which both schools had been ranked going into the game. For the fourth year in a row, the Redbirds came away with a win as the 'Birds came from behind to defeat the Panthers, 44-30, in front of 12,512 fans at Hancock Stadium.



GAME 3

Eastern Illinois jumped out to an early lead, driving 64 yards on 10 plays to score the first points of the day. Running back Vincent Webb capped off the drive with a four-yard touchdown run to give the Panthers a 6-0 advantage and a Zach Yates extra point extended the lead to 7-0 with 7:58 left in first quarter. Yates added a 33-yard field goal with 43 seconds left in the first quarter to extend EIU's lead to 10-0.

The two teams exchanged touchdowns to make the score 16-7, after Yates missed point after attempt. However, 16 unanswered second quarter points gave the Redbirds a 23-16 lead at the intermission.

In their first drive of the second half, the Panthers tied the game at 23-23, but on the Redbirds' third interception of the day, this time by Jesse Caesar, ISU regained the lead on Rembert's second touchdown run. Mazur's PAT conversion then widened the lead to seven points at 30-23 with 3:50 left in the third quarter.

The seven-point lead would hold until the fourth quarter when Drone connected with Jackson on their second touchdown pass of the game, this time a four-yard completion, to widen the ISU lead to 37-23.

▶ SCORING SUMMARY

SCOREBOARD	1	2	3	4	FINAL
Eastern Illinois (1-2)	10	6	7	7	30
ILLINOIS STATE (2-1)	0	23	7	14	44

FIRST QUARTER

EIU – Webb 4-yard run (Yates kick), 7:58

EIU – Yates 33-yard field goal, :43

SECOND QUARTER

ISU – Rembert 1-yard run (Mazur kick), 12:48

EIU – Rucker 28-yard pass from Donato (kick failed), 6:19

ISU – Jackson 55-yard pass from Drone (Mazur kick), 4:59

ISU – Horton 41-yard pass from Drone (rush failed), 1:58

ISU – Mazur 24-yard field goal, :17

THIRD QUARTER

EIU – Rucker 19-yard pass from Donato (Yates kick), 10:50

ISU – Rembert 4-yard run (Mazur kick), 3:50

FOURTH QUARTER

ISU – Jackson 4-yard pass from Drone (Mazur kick), 12:49

EIU – Voss 11-yard pass from Donato (Yates kick), 4:43

ISU – Rice 24-yard run (Mazur kick), :35

▶ TEAM STATISTICS

	EIU	ISU
First Downs	20	21
Rushing Attempts-Yards	45-185	38-144
Passing	13-28-3	17-26-0
Passing Yards	141	288
Total Offense	326	432
Fumbles-Lost	1-0	2-1
Penalties-Yards	7-65	5-29
Time of Possession	32:46	27:14

▶ INDIVIDUAL STATISTICS

RUSHING: (EIU) – Webb 24-107, Smith 15-65, Donato 4-20, Rucker 1-0, Stinson 1-(-7). (ISU) – Rembert 24-105, R. Rice 5-45, Drone 4-20, Blow 3-3, Team 2-(-29).

PASSING: (EIU) – Donato 13-28-3-141. (ISU) – Drone 17-26-0-288.

RECEIVING: (EIU) – Mogley 4-36, Rucker 3-56, Voss 2-23, Webb 2-6, Smith 1-13, Kesler 1-7. (ISU) – Jackson 6-132, D. Passarelli 4-23, Horton 3-77, Rourke 2-53, Harcar 1-4, Rembert 1-(-1).

TACKLE LEADERS: (EIU) – Thomas 4-6-10, Burge 2-8-10, Brown 3-3-6, Seymour 5-0-5, Sams 5-0-5. (ISU) – C. Siskowic 7-15-22, Caesar 6-5-11, Campbell 5-6-11, Hawkins 1-7-8, Temple 1-7-8.

2006 ILLINOIS STATE OPPONENTS' SCHEDULES AND RESULTS

KANSAS STATE WILDCATS
(3-0, 0-0 Big 12)

S2	#9 ILLINOIS STATE	W, 24-23
S9	FLORIDA ATLANTIC	W, 45-0
S16	MARSHALL	W, 23-7
S23	#8 LOUISVILLE	11:10 a.m.
S30	at Baylor*	6:05 p.m.
O7	OKLAHOMA STATE*	TBA
O14	#23 NEBRASKA*	TBA
O21	at Missouri*	TBA
O28	IOWA STATE*	TBA
N4	at Colorado*	TBA
N11	#7 TEXAS*	TBA
N18	at Kansas*	TBA

CENTRAL ARKANSAS BEARS
(2-1, 0-0 SLC)

A31	vs. Henderson State	W, 39-6
S9	at #7 Illinois State	L, 3-18
S16	MISSOURI STATE	W, 16-14
S23	at Stephen F. Austin*	6 p.m.
S30	SOUTH DAKOTA	1 p.m.
O7	at South Dakota State	7 p.m.
O14	at #16 UC Davis	3 p.m.
O19	at Sam Houston State*	7 p.m.
N4	SOUTHERN ARKANSAS	6 p.m.
N11	AUGUSTANA (S.D.)	1 p.m.
N18	at #19 Georgia Southern	noon

EASTERN ILLINOIS PANTHERS
(1-2, 0-0 OVC)

S2	at Illinois	L, 17-42
S9	INDIANA STATE	W, 31-21
S16	at #7 Illinois State	L, 30-44
S23	at Samford*	6 p.m.
S30	at Hawai'i	11 p.m.
O7	SE MISSOURI STATE*	1:30 p.m.
O14	at #24 Eastern Kentucky*	2 p.m.
O21	MURRAY STATE*	1:30 p.m.
O28	at Tennessee-Martin*	2 p.m.
N4	TENNESSEE STATE*	1:30 p.m.
N11	at Tennessee Tech*	1:30 p.m.
N18	#25 JACKSONVILLE STATE*	1:30 p.m.

MURRAY STATE RACERS
(1-2, 0-1 OVC)

S2	at Missouri	L, 7-47
S9	at Tennessee State*	L, 15-25
S16	at Indiana State	W, 59-40
S23	#6 ILLINOIS STATE	6 p.m.
S30	Tennessee Tech*	6 p.m.
O5	at #25 Jacksonville State*	5 p.m.
O14	SAMFORD*	3 p.m.
O21	at #20 Eastern Illinois*	1:30 p.m.
O28	SE MISSOURI STATE*	1 p.m.
N4	at #24 Eastern Kentucky*	noon
N18	TENNESSEE-MARTIN*	TBA

WESTERN KENTUCKY HILLTOPPERS
(1-2, 0-0 GFC)

S2	at #14 Georgia	L, 12-48
S9	at #23 Eastern Kentucky	L, 21-26
S16	CHATTAHOOGA	W, 28-21
S30	WESTERN ILLINOIS*	6 p.m.
O7	#6 ILLINOIS STATE*	6 p.m.
O14	at Missouri State*	3 p.m.
O21	at #10 Southern Illinois*	6 p.m.
O28	INDIANA STATE*	4 p.m.
N4	at #12 Northern Iowa*	4:05 p.m.
N11	#8 YOUNGSTOWN STATE*	4 p.m.
N18	AUSTIN PEAY	4 p.m.

SOUTHERN ILLINOIS SALUKIS
(2-0, 0-0 GFC)

A31	LOCK HAVEN	W, 49-0
S16	at Indiana	W, 35-28
S23	at Arkansas-Pine Bluff	6 p.m.
S30	INDIANA STATE*	6 p.m.
O7	WESTERN ILLINOIS*	1:30 p.m.
O14	at #6 Illinois State*	2:30 p.m.
O21	WESTERN KENTUCKY*	6 p.m.
O28	at Missouri State*	1:30 p.m.
N4	at #8 Youngstown State*	12:05 p.m.
N11	#12 NORTHERN IOWA*	3 p.m.
N18	SOUTHERN UTAH	3 p.m.

WESTERN ILLINOIS LEATHERNECKS
(2-1, 0-0 GFC)

A31	MOREHEAD STATE	W, 31-6
S9	at Wisconsin	L, 10-34
S16	KENTUCKY WESLEYAN	W, 58-0
S23	at Northern Colorado	2:30 p.m.
S30	at Western Kentucky*	6 p.m.
O7	at #10 Southern Illinois*	1:30 p.m.
O14	#8 YOUNGSTOWN STATE*	1:05 p.m.
O21	#6 ILLINOIS STATE*	1:05 p.m.
O28	at #12 Northern Iowa*	4:05 p.m.
N4	INDIANA STATE*	1:05 p.m.
N11	at Missouri State*	1 p.m.

YOUNGSTOWN STATE PENGUINS
(2-1, 0-0 GFC)

A31	SLIPPERY ROCK	W, 51-21
S9	MAINE	W, 34-14
S16	at #25 Penn State	L, 3-37
S23	#16 UC-DAVIS	5 p.m.
S30	at Missouri State*	6 p.m.
O7	INDIANA STATE*	3 p.m.
O14	at Western Illinois*	1:05 p.m.
O21	#12 NORTHERN IOWA*	3 p.m.
O28	at #6 Illinois State*	1:30 p.m.
N4	#10 SOUTHERN ILLINOIS*	12:05 p.m.
N11	at Western Kentucky*	4 p.m.

MISSOURI STATE BEARS
(1-2, 0-0 GFC)

S2	at Oklahoma State	L, 10-52
S9	SOUTHWEST BAPTIST	W, 45-14
S16	at Central Arkansas	L, 14-16
S23	SAM HOUSTON STATE	6 p.m.
S30	#8 YOUNGSTOWN STATE*	6 p.m.
O7	at #12 Northern Iowa*	4:05 p.m.
O14	WESTERN KENTUCKY*	3 p.m.
O21	at Indiana State*	1:05 p.m.
O28	#10 SOUTHERN ILLINOIS*	1:30 p.m.
N4	at #6 Illinois State*	1:30 p.m.
N11	WESTERN ILLINOIS*	1 p.m.

INDIANA STATE SYCAMORES
(0-3, 0-0 GFC)

S2	at Purdue	L, 35-60
S9	at #20 Eastern Illinois	L, 21-31
S16	MURRAY STATE	L, 40-59
S23	at Northern Illinois	2:05 p.m.
S30	at #10 Southern Illinois*	6 p.m.
O7	at #8 Youngstown State*	3 p.m.
O14	#12 NORTHERN IOWA*	3:35 p.m.
O21	MISSOURI STATE*	1:05 p.m.
O28	at Western Kentucky*	4 p.m.
N4	at Western Illinois*	1:05 p.m.
N11	#6 ILLINOIS STATE*	11:05 a.m.

NORTHERN IOWA PANTHERS
(2-1, 0-0 GFC)

A31	at Drake	W, 48-7
S9	NORTH DAKOTA	L, 31-35
S16	SOUTH DAKOTA STATE	W, 27-17
S30	at Iowa State	6 p.m.
O7	MISSOURI STATE*	4:05 p.m.
O14	at Indiana State*	3:35 p.m.
O21	at #8 Youngstown State*	3 p.m.
O28	WESTERN ILLINOIS*	4:05 p.m.
N4	WESTERN KENTUCKY*	4:05 p.m.
N11	at #10 Southern Illinois*	3 p.m.
N18	#6 ILLINOIS STATE*	4:35 p.m.