



### ILLINOIS STATE BASKETBALL

N12 vs. SMU*	L	55-57
N13 at Florida State*	L	59-73
N14 vs. McNeese State*	W	67-50
N20 CAL STATE NORTHBRIDGE	W	66-44
N25 at St. John's	W	78-65
N29 SACRAMENTO STATE	W	86-69
D2 UT-ARLINGTON	W	86-61
D5 MIAMI (OHIO)	W	64-40
D9 at Evansville*	L	41-69
D16 at Western Michigan	L	57-65
D19 LEWIS	W	85-66
D23 at Illinois-Chicago	W	77-69
D29 SOUTHERN ILLINOIS*	L	49-68
J1 at Creighton*	L	71-79
J6 INDIANA STATE* (Valley-TV)	L	50-54
J9 NORTHERN IOWA*	W	67-64 (ot)
J13 at Drake* (Mediacom)	L	66-70
J15 MISSOURI STATE* (Mediacom)	L	66-75
J18 WICHITA STATE* (NOW 22)	W	83-75
J21 DRAKE*	W	80-65
J24 at Bradley* (WEEK-TV)	L	67-88
J27 at Southern Illinois*	L	62-73
J30 EVANSVILLE*	W	65-61
F3 BRADLEY* (WMBD-TV)	L	62-70
F6 at Missouri State* (ESPNU)	L	61-73
F11 at Wichita State*	L	64-69
F14 at Indiana State*	W	68-53
F17 BALL STATE^	W	70-57
<b>F20 CREIGHTON*</b>		<b>7:05 pm</b>
F24 at Northern Iowa*		7:05 pm
M1-4 at State Farm Missouri Valley Conference Tournament (St. Louis, Mo.)		

\* Colonial Classic (Tallahassee, Fla.)

\* Missouri Valley Conference game

^ O'Reilly ESPNU BracketBusters

Home games in CAPS; Times listed as Central

### RADIO COVERAGE

Redbird Radio Network

► Dick Luedke, play-by-play

► Mike Matthews, analyst

► Greg Halbleib, sideline

► L.A. Decker, studio host

Flagship: WJBC(1230 AM, Bloomington)

Affiliates: WBIG (AM 1280/Aurora), WJEZ (FM 98.9/Dwight) and WFMB (AM 1450/Springfield)

### TV COVERAGE

None

# GAME 29

## Illinois State Redbirds (14-14, 5-11)

VS.

## Creighton Bluejays (18-9, 12-4)

February 20, 2007 • 7:05 p.m. CT

Doug Collins Court at Redbird Arena (10,200) • Normal, Ill.

### THE STARTERS

Illinois State Redbirds ▶▶▶



**5**  
**Boo Richardson**  
► Guard  
Jr.-TR • 5-8 • 160  
Kansas City, Kan.  
PPG RPG APG  
9.8 2.8 5.2



**10**  
**Dom Johnson**  
► Guard  
Jr.-TR • 6-0 • 185  
Bell City, Mo.  
PPG RPG APG  
8.4 2.0 3.2



**24**  
**Bobby Hill**  
► Forward  
Fr.-HS • 6-6 • 203  
St. Louis, Mo.  
PPG RPG APG  
1.7 1.0 0.4



**32**  
**Levi Dyer**  
► Center  
Jr.-2L • 6-11 • 220  
Eaton, Colo.  
PPG RPG BPG  
12.0 3.3 0.5



**50**  
**Greg Dilligard**  
► Forward  
Sr.-3L • 6-8 • 230  
Labelle, Mo.  
PPG RPG BPG  
9.4 5.7 1.3

Creighton Bluejays ▶▶▶

F	50	Dane Watts	6-8	220	Jr.	Warrensburg, Mo.	ppg	rpg	apg
C	44	Anthony Tolliver	6-9	245	Sr.	Springfield, Mo.	10.3	6.5	1.0
G	1	Isacc Miles	6-2	205	Fr.	Kansas City, Mo.	13.6	6.6	1.8*
G	3	Nick Porter	6-3	210	Sr.	Compton, Calif.	6.4	2.0	1.7
G	10	Nate Funk	6-3	195	Sr.	Sioux City, Iowa	10.0	5.5	2.4
							17.2	3.5	3.0

\* blocked shots per game

### STORYLINES

- Tonight's game is vital to keep Illinois State out of the Thursday night play-in game. The Redbirds need to win their last two games and have Northern Iowa and Evansville go winless in its last two Valley games. There is also a lot of opportunity for tie-breaker situations if three or more teams finish the league with seven conference wins, but the previously mentioned scenario is the simplest solution.
- A victory tonight would give Illinois State an 11-4 record at Redbird Arena this season. The mark would be the highest home winning percentage (.733) for the Redbirds since the 2001-02 season.
- ISU is looking for its first three-game winning streak since back in December.
- The Bluejays are 5-13 all-time against Illinois State at Redbird Arena.
- Levi Dyer enters tonight's game converting 13 of his last 17 three-point field goal attempts (.765).

### SERIES HISTORY

- Series Record – Illinois State leads the series 33-23.
- First Meeting – The series began when ISU defeated Creighton in Omaha, 65-58, in the NIT Regionals on Mar. 8, 1977.
- Last Meeting – Creighton downed ISU 71-52 in Omaha on Jan. 5, 2006, as the two teams split the regular-season series.
- Current Streak – Creighton has won the last two meetings and has been victorious in 12 of the last 14 games.

### THE COACHES

- Porter Moser (Creighton '90) is in his seventh season as a college coach and his fourth season at Illinois State. He owns a 104-99 (.512) career mark, including a 50-65 (.435) record with the Redbirds. Prior to guiding ISU, Moser served three seasons at Arkansas-Little Rock. Moser is assisted by Chris Jans, Daniyal Robinson and Brian Barone.
- Dana Altman (Eastern New Mexico '80) is in his 13th season coaching Creighton and owns a 256-139 (.648) record with the Bluejays. He has been a head coach for 18 years, including a season at Marshall and four seasons at Kansas State, and boasts a 339-206 (.622) career mark. He is assisted by Darian DeVries, Brian Fish and Kevin McKenna.

Todd Kober, Assistant AD/Media Relations  
gtkober@ilstu.edu  
GoRedbirds.com

o: 309.438.3805  
c: 309.310.7112  
f: 309.438.5634

## THE TALE OF THE TAPE


**CU**

W-L Record	14-14	18-9
Points Scored	66.9	67.5
Points Allowed	65.1	61.4
Scoring Margin	+1.8	+6.1
FG Percentage	45.5	44.8
Def. FG Percentage	44.3	42.2
Average FG Attempts/Game	52.7	50.1
3-pt. Percentage	36.6	34.4
Def. 3-pt. Percentage	37.5	35.8
Avg. 3FG Attempts/Game	20.7	18.7
Percentage of shots from three	39.3	37.4
FT Percentage	64.4	75.2
Average FT Attempts/Game	17.6	21.5
Offensive Rebounds	10.5	10.3
Total Rebounds	32.4	32.9
Rebounding Margin	+0.4	+2.3
Assists	15.1	13.6
Turnover Average	15.5	13.0
Turnover Margin	+0.8	+0.8
Steal Average	7.1	6.3
Block Average	3.3	2.6
Fouls	18.3	16.6

## WEEKLY MEDIA CONFERENCE

The weekly media conference starts at 1 p.m. and is located in the Redbird Arena media room, which is just off the Southwest loading dock.

- ▶ Wednesday, February 21
- ▶ Monday, February 26

## VALLEY TELECONFERENCE

Teleconferences with The Valley head coaches will be conducted each Tuesday, beginning on Dec. 12 and continuing through Feb. 27. The conferences begin at 10 a.m., CT. To participate in the conference calls, call 913.981.5509.

- ▶ 10:05 Jim Les, Bradley
- ▶ 10:10 Dana Altman, Creighton
- ▶ 10:15 Tom Davis, Drake
- ▶ 10:20 Steve Merfeld, Evansville
- ▶ 10:25 Porter Moser, Illinois State
- ▶ 10:30 Royce Waltman, Indiana State
- ▶ 10:35 Barry Hinson, Missouri State
- ▶ 10:40 Ben Jacobson, Northern Iowa
- ▶ 10:45 Chris Lowery, Southern Illinois
- ▶ 10:50 Mark Turgeon, Wichita State

## ABOUT THE CREIGHTON BLUEJAYS

- ▶ Creighton is located in Omaha, Neb., and has an enrollment of 6,981. The Bluejays are members of the Missouri Valley Conference.
- ▶ The Bluejays return nine lettermen, including four starters, from a team which finished with a 20-10 overall record and 12-6 in the Valley, which tied for second in the league.
- ▶ Creighton has not lost back-to-back games all season. The last time the Jays lost two straight games was in March last season when Creighton dropped the regular-season finale at Missouri State (60-54) and then the tournament opener to Bradley (54-47).
- ▶ Senior Nate Funk leads the Bluejays and the Missouri Valley Conference in scoring with 17.2 points per game.
- ▶ Funk is one of four Bluejays averaging double-figure points, including Anthony Tolliver (13.6), who leads the team in rebounding (6.6).

## CREIGHTON NUMERICAL ROSTER

No.	Name	Pos.	Ht.	Wt.	Yr.	Hometown
1	Isacc Miles	G	6-2	205	Fr.	Kansas City, Kan.
3	Nick Porter	G	6-3	210	Sr.	Compton, Calif.
5	Dustin Sitzmann	G	6-0	180	So.	LeMars, Iowa
10	Nate Funk	G	6-3	195	Sr.	Sioux City, Iowa
12	Josh Dotzler	G	6-1	175	So.	Omaha, Neb.
20	Pierce Hibma	G	6-4	205	Jr.	Pella, Iowa
22	Manny Gakou	C	6-8	255	Sr.	Paris, France
24	Brice Nengsu	G	6-3	200	Jr.	Nkongsamba, Cameroon
25	Kenny Lawson, Jr.	C	6-9	220	Fr.	Oceanside, Calif.
34	Nick Bahe	G	6-3	190	Jr.	Lincoln, Neb.
44	Anthony Tolliver	C	6-9	245	Sr.	Springfield, Mo.
50	Dane Watts	F	6-8	220	Jr.	Warrensburg, Mo.

Head Coach: Dana Altman

Assistant Coach: Darian DeVries, Brian Fish, Kevin McKenna

## BEST AT THE BUSTING ...

With the 70-57 victory over Ball State on Saturday in the 2007 O'Reilly ESPNU BracketBuster Series, Illinois State improved its record in BracketBuster games to 4-1. The 4-1 mark is tied for the top winning percentage among Valley teams with Southern Illinois and Northern Iowa.

## ... BUT BURNING UP ON RE-ENTRY

Despite Illinois State's 4-1 record in BracketBuster games returning to Valley play hasn't been easy. In the four previous seasons, the Redbirds are 0-4 when getting back into conference play after playing a BracketBuster match-up.

## BABY, IT'S COLD OUTSIDE

As Central Illinois has been battling some of its coldest temperatures and highest accumulation of snow in years, the Redbirds have been staying warm by heating up the nets. In the last 10 games, which includes nine Missouri Valley Conference foes, the Redbirds are shooting 50.2 percent from the field. ISU has shot over 50 percent six times during that span, including the last three straight games.

## 4 x 4

Illinois State's Levi Dyer has made at least four 3-point field goals in the last four straight games. The last Redbird to accomplish that feat was Trey Guidry during the 2003-04 season. Dyer has made 16 treys during his four-game span, while Guidry converted 18 triples in four contests.

## "BIG VALLEY"

If Illinois State's Levi Dyer keeps filling it up in league play, at 6-foot-11, he might be dubbed as "Big Valley." Dyer leads the conference in three-point field goal percentage in league games shooting at a 53.9 percent clip, seven percent higher than his closest competitor. He also ranks tied for fourth in scoring for Valley contests with 15.3 points per game.

## SENDING OUT AN S.O.S.

On the surface, the Redbirds own a 14-14 record on the season. But, ISU's mark hasn't come with a degree of difficulty. As of Feb. 16, the Sagarin Ratings list ISU's schedule as the 39<sup>th</sup> toughest slate in Division I basketball among 336 teams.

## PICKIN' UP THE SLACK

Junior Anthony Slack is the Redbird team leader in steals with 41. If he holds the top spot, Slack would become only the third non-guard position player to lead ISU in steals over the last 20 seasons. Slack would join Dan Muller, who had 39 steals during the 1997-98 season, and Tony Holifield, who finished with 44 steals during the 1987-88 campaign.

## 2006-07 SCHEDULE

Date	Opponent	Score/Time
18-9 Overall, 12-4 Valley		
N13	MISS. VALLEY STATE	W. 78-42
N18	at Nebraska	L. 61-73
N25	GEORGE MASON	W. 58-56
N29	ARKANSAS-PINE BLUFF	W. 74-39
D6	at Dayton	L. 54-60
D9	#24 XAVIER	W. 73-67
D16	at Fresno State	L. 54-69
D21	vs. Valparaiso <sup>A</sup>	W. 68-43
D22	vs. Houston <sup>A</sup>	W. 80-72
D23	at Hawaii <sup>A</sup>	L. 60-76
D30	MISSOURI STATE*	W. 77-74
J1	ILLINOIS STATE*	W. 79-71
J4	at Indiana State*	L. 52-55
J6	at Evansville*	W. 75-62
J9	DRAKE*	W. 79-56
J12	at Northern Iowa*	W. 62-54
J15	at Wichita State*	L. 59-62
J18	BRADLEY*	W. 65-54
J20	SOUTHERN ILLINOIS*	L. 57-58
J24	at Missouri State*	W. 66-62
J27	INDIANA STATE*	W. 71-55
J31	at Bradley*	W. 82-71
F3	at Drake*	W. 67-62
F7	EVANSVILLE*	W. 79-74
F10	at #21 Southern Illinois*	L. 68-72
F13	NORTHERN IOWA*	W. 66-55
F17	DREXEL	L. 58-64
F20	at Illinois State*	7:05 pm
F24	WICHITA STATE*	4:05 pm
M1-4	at Missouri Valley Conference Tournament	

<sup>A</sup> - Outrigger Hotels Rainbow Classic (Honolulu, Hawaii)

<sup>\*</sup> - Missouri Valley Conference game

HOME GAMES IN CAPS. All times CENTRAL.

## LAST TIME THEY MET

Creighton 79, ILLINOIS STATE 71  
January 1, 2007 • Qwest Center OMAHA™

ILLINOIS STATE	Min.	FG-A	3FG-A	FT-A	O-REB	A	PF	TP
Slack, f	27	5-7	0-1	2-4	3-3	0	2	12
Dyer, c	23	6-8	1-3	0-0	0-3	1	5	13
Eldridge, g	29	10-17	8-11	0-0	1-3	0	4	28
Richardson, g	38	2-9	1-3	2-2	1-3	9	1	7
Johnson, g	37	2-10	2-6	0-0	0-0	6	2	6
Fortes	15	0-1	0-1	0-0	1-1	1	2	0
Hill	2	0-1	0-0	0-0	0-0	0	0	0
Vandello	2	0-0	0-0	0-0	0-0	0	1	0
Holtz	6	0-1	0-1	0-0	0-0	0	1	0
Dilligard	16	2-4	0-0	1-3	2-2	0	3	5
Carlwell	5	0-0	0-0	0-0	1-2	0	0	0
<b>Totals</b>	<b>200</b>	<b>27-58</b>	<b>12-26</b>	<b>5-9</b>	<b>11-20</b>	<b>17</b>	<b>21</b>	<b>71</b>

Team Pct.: FG – .466; FT – .556

Blocks: 3 (Dyer 1, Eldridge 1, Johnson 1)

Turnovers: 13 (Slack 1, Dyer 3, Eldridge 1, Richardson 1, Johnson 4, Holtz 1, Dilligard 2)

Steals: 8 (Slack 1, Dyer 1, Eldridge 2, Richardson 1, Johnson 1, Holtz 1, Dilligard 1)

Creighton	Min.	FG-A	3FG-A	FT-A	O-REB	A	PF	TP
Watts, f	29	2-4	0-1	1-2	1-4	1	3	5
Tolliver, c	32	11-11	0-0	1-2	4-9	1	2	23
Miles, g	17	1-4	0-2	2-2	0-2	1	0	4
Porter, g	27	3-6	0-1	7-8	2-8	4	3	13
Funk, g	34	6-10	2-2	5-5	0-2	2	1	19
Hibma	12	0-0	0-0	2-2	1-3	0	0	2
Gakou	8	1-1	0-0	0-0	0-0	0	1	2
Nengsu	19	3-4	2-3	1-1	0-2	0	3	9
Bahe	22	0-2	0-2	2-4	0-0	3	1	2
<b>Totals</b>	<b>200</b>	<b>27-42</b>	<b>4-11</b>	<b>21-26</b>	<b>8-31</b>	<b>12</b>	<b>14</b>	<b>79</b>

Team Pct.: FG – .643; FT – .808

Blocks: 1 (Watts 1)

Turnovers: 18 (Watts 2, Tolliver 1, Miles 2, Porter 3, Funk 2, Hibma 2, Gakou 1, Nengsu 1, Bahe 3, Team 1)

Steals: 8 (Watts 2, Tolliver 2, Miles 3, Funk 1)

Officials: Gerry Pollard, Curtis Shaw, Tom O'Neill

Attendance: 14,869

Halftime Score: Creighton 38, ILLINOIS STATE 30

## 2006-07 VALLEY PRESEASON POLL

1. Creighton (29)	386
2. Southern Illinois (9)	354
3. Wichita State (2)	325
4. Missouri State	289
5. Northern Iowa	223
6. Evansville	163
7. Drake	150
8. Bradley	136
9. Illinois State	125
10. Indiana State	48

## MOVIN' ON UP

Like George Jefferson, Levi Dyer's scoring average has been movin' on up the stat sheet. After six games this season, Dyer ranked ninth on the Redbird roster with 2.3 points per game. Currently, Dyer leads the team by boasting a 12.0 points per contest average.

## DYER STRAIGHTS

Despite his atypical 6-foot-11 frame, Levi Dyer has proven to be lethal from beyond the arc this season. With four triples against Ball State, Dyer has now made at least one triple in 17 straight games. It is the longest streak by a Redbird since Trey Guidry went 21 straight games with a three-pointer to end the 2002-03 season and open the 2003-04 campaign.

## 228 GAMES WITH A TREY

ISU enters tonight's game at Creighton with at least one made three in 228 straight games. The last time ISU didn't sink a trey was an 82-43 loss at Creighton on Dec. 12, 1999.

## A KING AND HIS COURT

Prior to the Feb. 3 game against Bradley, the would-be-king of Redbird basketball, Doug Collins, was honored as Redbird Arena's floor was formally named "Doug Collins Court." Collins lettered three years at Illinois State from 1971-73, while scoring a school-record 2,240 points. He averaged 29.1 points per game during his career and scored double figures in every game he played wearing a Redbird uniform. Collins also competed for the United States in the 1972 Olympic games, prior to being selected as the first pick overall in the 1973 NBA Draft by the Philadelphia 76ers. The four-time NBA all-star was also a successful coach with the Chicago Bulls, Detroit Pistons and Washington Wizards and is an award-winning NBA television analyst.

## DIVERSITY IN SCORING

Illinois State has six players with 200 or more points on the season. Levi Dyer (337), Anthony Slack (278), Boo Richardson (274), Greg Dilligard (264), Osiris Eldridge (251) and Dom Johnson (226) have all reached the plateau. The last time the Redbirds had six players score 200 or more points in a season was during the 1997-98 campaign.

## PERCENT AND PROBABILITY

So far this season, when Greg Dilligard attempts a field goal there is a high probability it is going in. In fact it is so high, that if he stays on this pace it would be the highest single-season field goal percentage in Illinois State history. The current conference leader is making 66.1 percent of his field goals this season, which included a 28-for-29 stretch that ended on his third field goal attempt at Missouri State.

## WITH AGE COMES EXPERIENCE ...

Heading into the 2006-07 season, junior center Levi Dyer had amassed 138 total points in his collegiate career. This year, he has already totaled 337 points on the season. Averaging a personal-best 12.0 points per game this season, Dyer is on pace to finish the season with 372 points, which is nearly 40 points shy of tripling his career total heading into the season.

## DYERMAKER

Since entering the starting lineup 17 games ago, junior Levi Dyer has been making the most of his opportunities. During the span, Dyer has posted double-figure scoring in 16 outings, including six 20-point games, one of which was a career-best 29-point effort against Ball State. Also during that time, Dyer is averaging a team-best 16.6 points and is shooting 55.3 percent from three-point range.

## LETHAL WEAPON 3

After Boo Richardson fired in six three-pointers at Drake, it gave the Redbirds three separate players who have made six or more three-pointers in a single game this season. Osiris Eldridge dumped in eight at Creighton, while Dom Johnson poured in seven against Florida State earlier in the season. In addition, Roberto Fortes did it twice last season with seven treys at Miami (Ohio) and six at Redbird Arena against Drake.

## DILLY FOR THE BLOCK

Senior Greg Dilligard became Illinois State's career leader in blocked shots this season and he enters tonight's game with 159 career swats. Dilligard is only the fifth player in Redbird history to post 100 or more blocked shots in a career. He currently has 35 blocks on the season and is one block away from tying Mike VandeGarde for the No. 10 spot in the Redbird record book for blocked shots in a season.

## POINT-N-SHOOT

Shooting percentage is also a key factor for ISU in terms of wins and losses. When ISU shoots better than their opponents, the 'Birds are 45-16 (.738) over the last four seasons. When the Redbirds shoot worse, ISU is 5-48 (.094).



**2006-07 VALLEY RANKINGS**
*Through February 19 (All Games)*

TEAM		
Scoring Offense.....	7th.....	66.9
Scoring Defense.....	6th.....	65.1
Scoring Margin.....	7th.....	+1.8
Free Throw Pct.....	10th.....	64.4
Field Goal Pct.....	4th.....	45.5
FG Pct. Defense.....	7th.....	44.3
3-Point FG Pct.....	6th.....	36.6
3-Point FG Pct. Def.....	9th.....	37.5
Rebounding Offense.....	7th.....	32.4
Rebounding Defense.....	7th.....	32.0
Rebounding Margin.....	7th.....	+0.4
Blocked Shots.....	1st.....	3.29
Assists.....	4th.....	15.07
Steals.....	4th.....	7.14
Turnover Margin.....	6th.....	+0.82
Assist/Turnover Ratio.....	8th.....	0.97
Offensive Rebounds.....	3rd.....	10.50
Defensive Rebounds.....	8th.....	21.89
3-Point Field Goals Made.....	2nd.....	7.57
<b>FIELD GOAL PERCENTAGE</b>		
Greg Dilligard.....	1st.....	66.1
Anthony Slack.....	4th.....	59.4
<b>ASSISTS</b>		
Boo Richardson.....	4th.....	5.18
<b>STEALS</b>		
Anthony Slack.....	5th.....	1.46
<b>3-POINT FIELD GOAL PERCENTAGE</b>		
Levi Dyer.....	2nd.....	50.5
<b>3-POINT FIELD GOAL MADE</b>		
Levi Dyer.....	10th.....	1.93
<b>BLOCKED SHOTS</b>		
Greg Dilligard.....	17th.....	1.25
Anthony Slack.....	9th.....	1.04
<b>OFFENSIVE REBOUNDS</b>		
Greg Dilligard.....	13rd.....	2.54
Anthony Slack.....	8th.....	2.11
<b>MINUTES PLAYED</b>		
Boo Richardson.....	6th.....	33.25
Dom Johnson.....	10th.....	32.19

**DYER FOR TWO?**

Junior center Levi Dyer has been working hard on his post play and it shows. Entering this season, Dyer had made 14 two-point baskets in his Redbird career. Already this season, Dyer has made 65 baskets inside the arc. He has also continued to shoot from three and leads the team with 54 made three-pointers.

**DISHING THE ROCK**

Junior point guard Boo Richardson enters tonight's game averaging 5.2 assists per game this season, which is the highest average by a Redbird since Jamar Smiley dropped 6.4 assists per game during the 1997-98 season. Richardson has 145 assists on the season and is on pace to finish the regular season with 161, which would be No. 9 all-time.

**CHAIRMAN OF THE OFFENSIVE BOARDS**

Offensive rebounds have only been an official stat for a little more than 15 years, but during that time no one at Illinois State has been better at hitting the offensive glass than Greg Dilligard. During his career, Dilligard has registered 250 offensive caroms and is only the fourth player at ISU to collect 200 or more offensive boards. Dilligard is joined by Rico Hill (211), Dan Muller (205) and LeRoy Watkins (205).

**FRESHMAN PHENOM**

Not only did freshman Osiris Eldridge tie the school record at Creighton for made three pointers with eight, but he also poured in a career-high 28 points in the process. His 28 tallies marked the third highest single-game point total by a Redbird freshman in school history. By doing so, he joined a pretty elite group of ISU scorers – Bubbles Hawkins (30 points at Jacksonville, 2-16-73), Roger Powell (30 points vs. Morehead State, 1-8-73), Billy Lewis (28 points at West Virginia, 3-1-75) and Tarise Bryson (28 points vs. Southern Mississippi, 11-28-98 and vs. Wisconsin, 12-5-98).

**BOO'S CLUES**

Chances are if you want to see how the Redbirds did, just look at Boo Richardson's stat line. In the 14 wins, Richardson is averaging a team-high 12.5 points per game, while shooting 49.1 percent from the field and 40.0 percent on threes, with an 1.80 assist-to-turnover ratio. In the 14 losses, Richardson is averaging 7.1 points per game, shooting 28.8 percent, including 26.0 percent on threes, and has a 1.10 assist-to-turnover ratio.

**TAKING THE 'NORM' OUT OF NORMAL**

After finishing the 2005-06 season with a 9-19 record, the 'Birds were in the midst of an aberration. The campaign marked only the sixth losing season in ISU's 35 years of being a Division I program.

**MATCHBOX 20**

If the Illinois State box scores from the 2005-06 season were compared to the box scores from this season – one thing in particular jumps out. In 28 games last season, the Redbirds had a 20-point scorer three times. Greg Dilligard did it once and Roberto Fortes reached 20 points twice. This season, the Redbirds have had players score 20 or more points in a game 14 times. Levi Dyer has scored 20-plus six times, Boo Richardson three times, Anthony Slack twice, while Dilligard, Dom Johnson and Osiris Eldridge have all accomplished it once.

**THIRTY SOMETHING**

Junior guard Dom Johnson became the first Redbird to score 30 or more points in a game since Trey Guidry tossed in 30 at Creighton on Jan. 22, 2005. Johnson torched Florida State for 32 points on 12-for-23 shooting. It was the most points by a Redbird since Tarise Bryson scored 38 in the 2001 National Invitational Tournament game at Purdue.

**SEAD ADDED**

Sead Odzic (SEE-add ODD-zik) transferred to Illinois State from Southern California following the fall semester. Odzic, a 6-foot-3, 192-pound guard, is a native of Skokie, Ill., and played prep basketball at Niles West. He will have to serve a year of residency and will not be eligible to compete in a game for the Redbirds until the completion of the Fall 2007 semester. At USC last season, Odzic averaged 3.2 points and 1.2 rebounds per game. Prior to USC, Odzic averaged 20 points, five rebounds and four assists during his senior season at Niles West.

**RUBIN SIGNS**

During the early signing period, head coach Porter Moser added his first to the 2007-08 recruiting class. Point guard Alex Rubin from Armstrong High School in Plymouth, Minn., signed his national letter of intent to continue his education and basketball career at ISU. At 6-foot-1, 185-pounds, Rubin led the Falcons to a 19-10 overall record, before falling in the sectional finals. A two-time all-Classic Lake Conference selection, Rubin averaged 14.5 points and 4.8 assists per game as a junior. In 2006, he was named to the all-metro defensive second team and was an honorable mention all-state selection. This season, Rubin is averaging 21.1 points per contest, while Armstrong owns an 13-8 record.



### CHART CLIMBERS

#### Career Blocked Shots Leaders

1. Greg Dilligard - 2003-06 .....159
2. LeRoy Watkins - 1995-99 .....143

#### Career Blocked Shots Average

1. Greg Dilligard (115 games) - 2003-06.....1.38
2. Jeff Wilkins (81 games) - 1974-77 .....1.27
3. Joe Galvin (107 games) - 1976-80.....1.23
4. Mike VandeGarde (112 games) - 1990-94 .....1.20
5. LeRoy Watkins (120 games) - 1995-99.....1.19

#### Career Games Started

1. Dan Muller - 1994-98 .....128
2. Michael McKenny - 1981-85.....114
3. Gregg Alexander - 2001-05 .....112
4. Hank Cornley - 1980-84 .....110
5. Richard Thomas - 1989-93.....109
6. LeRoy Watkins - 1995-99 .....107
7. Greg Dilligard - 2003-06 .....106

### CAREER GAMES/STARTS

No.	Player	GP	GS
50	Greg Dilligard	115	106
5	Boo Richardson	28	28
32	Levi Dyer	64	25
10	Dom Johnson	27	23
1	Roberto Fortes	48	17
4	Anthony Slack	28	13
0	Osiris Eldridge	28	13
31	Michael Vandello	52	9
42	Dinma Odiakosa	18	9
45	Brandon Holtz	44	7
24	Bobby Hill	23	6
51	Ronnie Carlwell	78	2
22	Julius Moor	16	0

### 2006-07 VALLEY STANDINGS

	VALLEY			OVERALL		
	W	L	PCT	W	L	PCT
1. Southern Illinois	13	3	.813	23	5	.821
2. Creighton	12	4	.750	18	9	.667
3. Missouri State	10	6	.625	19	9	.679
4. Bradley	9	7	.563	19	10	.655
5. Wichita State	8	8	.500	17	11	.607
6. Northern Iowa	7	9	.438	16	12	.571
7. Evansville	6	10	.375	14	14	.500
8. Drake	5	11	.313	15	13	.536
Illinois State	5	11	.313	14	14	.500
Indiana State	5	11	.313	12	15	.444

\*Through February 19

### PRONOUNCIATIONS

Greg Dilligard	DILL-a-guard
Levi Dyer	LEE-vye
Osiris Eldridge	oh-SY-ris
Roberto Fortes	FORE-tez
Dominatrix Johnson	dom-me-NEE-trix
Porter Moser	MO-zur
Dinma Odiakosa	DEEN-muh oh-DEE-oh-kosa
Mike Vandello	van-DUH-low

### 2006-07 ILLINOIS STATE RESULTS

RECORD:	OVERALL	HOME	AWAY	NEUTRAL
ALL GAMES	14-14	10-4	3-9	1-1
CONFERENCE	5-11	4-4	1-7	0-0
NON-CONFERENCE	9-3	6-0	2-2	1-1

DATE	TIME	OPPONENT	SCORE	ATTEND	HIGH POINTS	HIGH REBOUNDS
11-12-06	5:00 pm	vs SMU	55-57 L	6807	(15)Johnson, Dominatrix	(12)Slack, Anthony
11-13-06	7:30 pm	at Florida State	59-73 L	6897	(32)Johnson, Dominatrix	(5)Slack, Anthony
11-14-06	5:00 pm	vs McNeese State	W 67-50	6780	(23)Richardson, Boo	(8)Slack, Anthony
11-20-06	7:05 pm	CAL STATE NORTHRIDGE	W 66-44	4699	(16)Johnson, Dominatrix	(7)Slack, Anthony
11-25-06	7:30 pm	at St. John's	W 78-65	4038	(18)Richardson, Boo	(11)Dilligard, Greg
11-29-06	7:05 pm	SACRAMENTO STATE	W 86-69	5417	(21)Slack, Anthony	(10)Slack, Anthony
12-02-06	7:05 pm	TEXAS ARLINGTON	W 86-61	5941	(17)Dyer, Levi	(10)Dilligard, Greg
12-05-06	7:05 pm	MIAMI (OHIO)	W 64-40	5735	(15)Slack, Anthony	(4)Dyer, Levi
12-09-06	2:05 p.m.	* at Evansville	41-69 L	5806	(11)Johnson, Dominatrix	(9)Dilligard, Greg
12-16-06	2 p.m.	at Western Michigan	57-65 L	3091	(15)Fortes, Roberto	(7)Dilligard, Greg
12-19-06	7:05 p.m.	LEWIS	W 85-66	3691	(22)Slack, Anthony	(5)Vandello, Mike
12-23-06	2:00 PM	at UIC Flames	W 77-69	4827	(19)ELDRIDGE, Osiris	(8)SLACK, Anthony
12-29-06	6:05 p.m.	* SOUTHERN ILLINOIS	49-68 L	6429	(11)Johnson, Dominatrix	(10)Slack, Anthony
01-01-07	3:05 pm	* at Creighton	71-79 L	14869	(28)Eldridge, Osiris	(3)Slack, Anthony
01-06-07	7:07 p.m.	* INDIANA STATE	50-54 L	4543	(11)Dyer, Levi	(3)Richardson, Boo
01-09-07	7:05 p.m.	* NORTHERN IOWA	WOT 67-64	3585	(20)Dyer, Levi	(3)Eldridge, Osiris
01-13-07	3:05 p.m.	* at Drake	66-70 L	4735	(24)Richardson, Boo	(7)Dilligard, Greg
01-15-07	7:06 p.m.	* MISSOURI STATE	66-75 L	4191	(23)Dyer, Levi	(13)Dyer, Levi
01-18-07	7:07 p.m.	* WICHITA STATE	W 83-75	5422	(20)Dyer, Levi	(7)Eldridge, Osiris
01-21-07	12:05 p.m.	* DRAKE	W 80-65	3988	(27)Dyer, Levi	(7)Eldridge, Osiris
01-24-07	7:37 p.m.	* at Bradley	67-88 L	11444	(18)Dilligard, Greg	(6)Eldridge, Osiris
01-27-07	2:05 p.m.	* at Southern Illinois	62-73 L	8608	(18)Dyer, Levi	(8)Eldridge, Osiris
01-30-07	7:05 p.m.	* EVANSVILLE	W 65-61	4560	(14)Eldridge, Osiris	(9)Slack, Anthony
02-03-07	7:07 p.m.	* BRADLEY	62-70 L	9294	(14)Slack, Anthony	(14)Johnson, Dominatrix
02-06-07	8:05 p.m.	* at Missouri State	61-73 L	6827	(17)Dyer, Levi	(10)Dilligard, Greg
02-11-07	2:05 p.m.	* at Wichita St.	64-69 L	10478	(22)Dyer, Levi	(5)Eldridge, Osiris
02-14-07	7:05 pm EST	* at Indiana State	W 68-53	3004	(18)Dyer, Levi	(7)Dilligard, Greg
02-17-07	4:05 p.m.	BALL STATE	W 70-57	4050	(29)Dyer, Levi	(10)Dilligard, Greg

\* = Conference game

ATTENDANCE SUMMARY	GAMES	TOTALS	AVG/GAME
HOME	14	71545	5110
AWAY	12	84624	7052
NEUTRAL	2	13587	6794
<b>TOTAL</b>	<b>28</b>	<b>169756</b>	<b>6063</b>

### 2006-07 ILLINOIS STATE NUMERICAL ROSTER

No.	Name	Pos.	Ht.	Wt.	Cl.-Ex.	Hometown (previous schools)
0	Osiris Eldridge	G	6-3	190	Fr.-HS	Chicago, Ill. (Phillips Academy)
1	Roberto Fortes	G	6-4	195	Sr.-1L	Fort Wayne, Ind. (North Side/Daytona Beach CC)
4	Anthony Slack	F	6-7	210	Jr.-TR	New Orleans, La. (John F. Kennedy/Coffeyville CC)
5	Keith "Boo" Richardson	G	5-8	160	Jr.-TR	Kansas City, Kan. (Wyandotte/Coffeyville CC)
10	Dominatrix Johnson	G	6-0	185	Jr.-TR	Bell City, Mo. (Bell City/Three Rivers CC)
22	Julius Moor	G	6-3	185	Jr.-TR	Kieler, Wis. (Cuba City/Kirkwood CC)
24	Bobby Hill	F	6-6	210	Fr.-HS	New Orleans, La. (Vashon)
31	Mike Vandello	F	6-7	220	So.-1L	Bettendorf, Iowa (Bettendorf)
32	Levi Dyer	C	6-11	220	Jr.-2L	Eaton, Colo. (Eaton)
42	Dinma Odiakosa	F	6-8	240	So.-1L	Akwukwu, Nigeria (St. Patrick's Model School)
45	Brandon Holtz	G	6-4	185	So.-1L	Bloomington, Ill. (Bloomington)
50	Greg Dilligard	F	6-8	230	Sr.-3L	Labelle, Mo. (Highland)
51	Ronnie Carlwell	C	6-11	258	Sr.-2L	Maywood, Ill. (Proviso East)

Head Coach: Porter Moser  
 Assistant Coaches: Chris Jans, Daniyal Robinson, Brian Barone  
 Director of Basketball Operations: John Marczak

**2006-07 ILLINOIS STATE STATISTICS**

##	Player	GP	GS	Min	Avg	TOTAL			3-PTS			REBOUNDS				PF	FO	A	TO	Blk	Stl	Pts	Avg			
						FG	FGA	Pct	3FG	FGA	Pct	FT	FTA	Pct	Off									Def	Tot	Avg
32	Dyer,Levi	28	17	595	21.3	119	226	.527	54	107	.505	45	61	.738	21	72	93	3.3	67	1	26	38	14	15	337	12.0
	Conference-Only...	16	15	420	26.3	85	160	.531	41	76	.539	34	48	.708	15	49	64	4.0	44	1	19	26	9	7	245	15.3
04	Slack,Anthony	28	13	640	22.9	104	175	.594	2	9	.222	68	112	.607	59	102	161	5.8	81	6	19	60	29	41	278	9.9
	Conference-Only...	16	3	335	20.9	51	89	.573	1	2	.500	39	64	.609	32	44	76	4.8	48	4	9	31	11	18	142	8.9
05	Richardson,Boo	28	28	931	33.2	91	234	.389	33	100	.330	59	83	.711	15	64	79	2.8	69	3	145	100	0	28	274	9.8
	Conference-Only...	16	16	526	32.9	44	129	.341	17	56	.304	20	28	.714	8	35	43	2.7	43	3	66	49	0	18	125	7.8
50	Dilligard,Greg	28	26	703	25.1	117	177	.661	0	0	.000	30	72	.417	71	88	159	5.7	93	0	44	42	35	16	264	9.4
	Conference-Only...	16	14	391	24.4	62	92	.674	0	0	.000	16	39	.410	35	51	86	5.4	52	0	17	24	21	7	140	8.8
00	Eldridge,Osiris	28	13	650	23.2	84	223	.377	42	113	.372	41	54	.759	34	91	125	4.5	41	0	35	37	1	31	251	9.0
	Conference-Only...	16	13	443	27.7	60	153	.392	30	77	.390	26	33	.788	25	68	93	5.8	28	0	21	21	1	22	176	11.0
10	Johnson,Dominatrix	27	23	869	32.2	79	211	.374	52	149	.349	16	23	.696	9	46	55	2.0	41	0	87	58	6	29	226	8.4
	Conference-Only...	15	11	466	31.1	33	92	.359	19	62	.306	3	9	.333	5	25	30	2.0	25	0	54	35	2	9	88	5.9
01	Fortes,Roberto	25	14	462	18.5	34	99	.343	16	60	.267	22	32	.688	12	41	53	2.1	40	0	36	37	0	12	106	4.2
	Conference-Only...	14	3	170	12.1	7	26	.269	2	14	.143	8	14	.571	7	17	24	1.7	19	0	12	14	0	0	24	1.7
45	Holtz,Brandon	18	0	165	9.2	15	47	.319	11	38	.289	2	4	.500	2	9	11	0.6	17	0	10	10	1	8	43	2.4
	Conference-Only...	11	0	110	10.0	8	30	.267	6	23	.261	1	1	1.000	1	5	6	0.5	12	0	7	9	1	7	23	2.1
24	Hill,Bobby	23	6	214	9.3	10	29	.345	0	0	.000	20	24	.833	7	15	22	1.0	16	0	9	11	3	9	40	1.7
	Conference-Only...	16	5	180	11.3	8	19	.421	0	0	.000	14	16	.875	2	12	14	0.9	14	0	8	9	2	6	30	1.9
31	Vandello,Mike	24	0	236	9.8	14	37	.378	1	3	.333	12	17	.706	19	27	46	1.9	35	0	8	27	1	6	41	1.7
	Conference-Only...	14	0	101	7.2	7	15	.467	1	2	.500	8	12	.667	6	12	18	1.3	17	0	1	13	1	1	23	1.6
22	Moor,Julius	16	0	74	4.6	2	7	.286	1	1	1.000	2	6	.333	1	6	7	0.4	2	0	1	8	0	5	7	0.4
	Conference-Only...	8	0	49	6.1	2	6	.333	1	1	1.000	1	4	.250	1	4	5	0.6	0	0	1	3	0	4	6	0.8
51	Carlwell,Ronnie	19	0	86	4.5	2	10	.200	0	0	.000	1	6	.167	3	17	20	1.1	11	0	2	4	2	0	5	0.3
	Conference-Only...	8	0	34	4.3	0	2	.000	0	0	.000	0	0	.000	2	6	8	1.0	1	0	1	2	1	0	0	0.0
TM	TEAM.....														41	35	76	2.7			3					
	Conference-Only...														17	27	44	2.8			3					
	<i>Total.....</i>	<i>28</i>				<i>671</i>	<i>1475</i>	<i>.455</i>	<i>212</i>	<i>580</i>	<i>.366</i>	<i>318</i>	<i>494</i>	<i>.644</i>	<i>294</i>	<i>613</i>	<i>907</i>	<i>32.4</i>	<i>513</i>	<i>10</i>	<i>422</i>	<i>435</i>	<i>92</i>	<i>200</i>	<i>1872</i>	<i>66.9</i>
	<i>Conference-Only...</i>	<i>16</i>				<i>367</i>	<i>813</i>	<i>.451</i>	<i>118</i>	<i>313</i>	<i>.377</i>	<i>170</i>	<i>268</i>	<i>.634</i>	<i>156</i>	<i>355</i>	<i>511</i>	<i>31.9</i>	<i>303</i>	<i>8</i>	<i>216</i>	<i>239</i>	<i>49</i>	<i>99</i>	<i>1022</i>	<i>63.9</i>
	<i>Opponents.....</i>	<i>28</i>				<i>643</i>	<i>1451</i>	<i>.443</i>	<i>175</i>	<i>467</i>	<i>.375</i>	<i>361</i>	<i>524</i>	<i>.689</i>	<i>279</i>	<i>618</i>	<i>897</i>	<i>32.0</i>	<i>504</i>	<i>7</i>	<i>382</i>	<i>458</i>	<i>83</i>	<i>204</i>	<i>1822</i>	<i>65.1</i>
	<i>Conference-Only...</i>	<i>16</i>				<i>382</i>	<i>821</i>	<i>.465</i>	<i>114</i>	<i>288</i>	<i>.396</i>	<i>228</i>	<i>333</i>	<i>.685</i>	<i>148</i>	<i>353</i>	<i>501</i>	<i>31.3</i>	<i>271</i>	<i>2</i>	<i>239</i>	<i>206</i>	<i>43</i>	<i>111</i>	<i>1106</i>	<i>69.1</i>

SCORE BY PERIODS:	1st	2nd	OT	Total
Illinois State	855	1009	8	1872
Opponents	830	987	5	1822

DEADBALL REBOUNDS:	OFF	DEF	TOTAL
Illinois State	60	6	66
Opponents	73	8	81



**BENCH SCORING (ISU-OPP)**

vs. SMU	11-8
at Florida State	2-19
vs. McNeese State	7-2
Cal State Northridge	15-24
at St. John's	13-27
Sacramento State	23-10
UT-Arlington	37-29
Miami (Ohio)	14-4
at Evansville*	15-23
at Western Michigan	13-24
Lewis	16-13
at Illinois-Chicago	22-30
Southern Illinois*	22-6
at Creighton*	5-15
Indiana State*	13-18
Northern Iowa*	14-21
at Drake*	18-15
Missouri State*	6-26
Wichita State*	26-14
Drake*	25-33
at Bradley*	22-9
at Southern Illinois*	15-3
Evansville*	24-6
Bradley*	19-26
at Missouri State*	10-8
at Wichita State*	13-13
at Indiana State*	21-16
Ball State	20-2
Creighton*	
at Northern Iowa*	
<b>Total</b>	<b>461-444</b>

**THE LAST TIME IT HAPPENED**

**INDIVIDUAL**

A player scored 40 points ...  
 ILLINOIS ST. ....Tarise Bryson (41) at Central Michigan, 12-3-06  
 Opponent .....Anthony Roberts (48), Oral Roberts, 1-6-75

A player scored 30 points ...  
 ILLINOIS ST. ....Dom Johnson (32) at Florida State, 11-13-06  
 Opponent .....Jermaine Boyette (31), Weber State, 11-16-01

A player grabbed 20 rebounds ...  
 ILLINOIS ST. ....Ron deVries (24) vs. Pacific, 1-19-74  
 Opponent .....Anthony Bonner (21), Saint Louis, 2-6-90

A player grabbed 15 rebounds ...  
 ILLINOIS ST. ....Baboucarr Bojang (15) vs. UNI, 1-30-02  
 Opponent .....Randal Falke (17), Southern Illinois, 12-29-06

A player had a double-double ...  
 ILLINOIS ST. ....Greg Dilligard (12p, 10r) at Indiana State, 2-14-07  
 Opponent .....Nathan Bilyeu (11p, 10r), Missouri State, 2-6-07

A player made five 3-pointers ...  
 ILLINOIS ST. ....Levi Dyer (5-7) vs. Drake, 1-21-07  
 Opponent .....Jason Holsinger (6-10), Evansville, 1-30-07

A player made 10 free throws ...  
 ILLINOIS ST. ....Lorenzo Gordon (10-14) vs. St. John's, 12-4-04  
 Opponent .....Brandon Dagens (11-11), Lewis, 12-19-06

A player had 15 free throw attempts ...  
 ILLINOIS ST. ....Tarise Bryson (12-15) at Purdue, 3-14-01  
 Opponent .....Ike Ofoegbu (12-17), SMU, 11-12-06

A player had 10 assists ...  
 ILLINOIS ST. ....Boo Richardson (11) vs. Lewis, 12-19-06  
 Opponent .....Daniel Ruffin (10), Bradley, 1-24-07

A player had five steals ...  
 ILLINOIS ST. ....Anthony Slack (5) vs. Cal State Northridge, 11-20-06  
 Opponent .....Haron Hargrave (8), Sacramento State, 11-29-06

A player blocked five shots ...  
 ILLINOIS ST. ....Greg Dilligard (6) at Missouri State, 2-6-07  
 Opponent .....Randal Falke (5), Southern Illinois, 1-27-07

**TEAM**

A team scored 100 points ...  
 ILLINOIS ST. ....vs. Southern Illinois (105), 1-10-98  
 Opponent .....Oklahoma (112), 12-28-90

A team made 35 field goals ...  
 ILLINOIS ST. ....vs. Bellarmine (35-71), 12-2-03  
 Opponent .....UT-San Antonio (35-65), 12-17-00

A team had 75 field goal attempts ...  
 ILLINOIS ST. ....vs. Lewis (31-78), 12-2-92  
 Opponent .....Akron (27-80), 11-20-98

A team shot 50 percent from the field ...  
 ILLINOIS ST. ....vs. Ball State (.522, 24-46), 2-17-07  
 Opponent .....Wichita State (.500, 20-40), 2-11-07

A team made 10 3-point field goals ...  
 ILLINOIS ST. ....at Creighton (12-26), 1-1-07  
 Opponent .....Southern Illinois (10-19), 1-27-07

A team had 25 3-point field goal attempts ...  
 ILLINOIS ST. ....at Creighton (12-26), 1-1-07  
 Opponent .....Bradley (11-26), 1-24-07

A team shot 50 percent on 3-pointers ...  
 ILLINOIS ST. ....vs. Ball State (.500, 6-12), 2-17-07  
 Opponent .....Southern Illinois (.526, 10-19), 1-27-07

A team made 30 free throws ...  
 ILLINOIS ST. ....vs. Florida A&M (38-48), 11-23-03  
 Opponent .....Indiana State (33-43), 12-22-05

A team had 25 assists ...  
 ILLINOIS ST. ....vs. UT-Arlington (25), 12-2-06  
 Opponent .....Evansville (26), 2-11-04

A team had 15 steals ...  
 ILLINOIS ST. ....vs. Bellarmine (16), 12-2-03  
 Opponent .....Sacramento State (15), 11-29-06

A team had 10 blocked shots ...  
 ILLINOIS ST. ....vs. Evansville (10), 1-17-79  
 Opponent .....Northern Illinois (11), 1-12-03

**ILLINOIS STATE'S 2006-07 RECORD WHEN**

	2006-07	Under Moser	2006-07	Under Moser
Overall	14-14	50-65	12-8	42-23
Missouri Valley Conference	5-11	21-49	0-6	6-41
Playing Nationally Ranked Teams	0-0	0-3	0-0	0-0
Leading at the Half	11-1	39-10	0-0	0-0
Trailing at the Half	2-13	10-50	0-1	0-4
Tied at the Half	1-0	1-5	1-8	5-28
Leading with 5:00 to Play	12-0	42-2	9-8	27-47
Trailing with 5:00 to Play	1-13	6-61	5-2	23-13
Tied with 5:00 to Play	1-1	2-2	2-4	12-15
In Overtime	1-0	4-2	2-4	11-17
ISU out-rebounds opponent	11-6	33-19	7-4	18-28
Opponents out-rebound ISU	2-8	14-41	3-2	9-5
ISU has 15 or fewer Turnovers	6-8	29-38	3-6	16-18
ISU has fewer Turnovers than opponents	8-8	25-18	11-8	34-47
ISU shoots 50 Percent or Better	7-2	20-11	10-4	36-21
ISU shoots 40 Percent or Better	14-9	46-32	3-8	9-39
Opponents shoot less than 40%	4-2	21-7	1-1	4-4
Opponents shoot 40% or Better	8-12	27-58	6-5	23-17
ISU shoots better than Opponent	13-6	45-16	4-6	21-20
Opponent shoots better than ISU	1-8	5-48	4-2	12-7
ISU has more FG Attempts	7-8	15-35	4-3	15-10
Opponent has more FG Attempts	7-3	34-19	4-6	13-23
ISU Shoots better than 35% on 3's	9-5	35-23	2-3	8-22
ISU Attempts more 3's	7-11	23-44	0-0	2-3
Opponents Attempt more 3's	7-2	25-13	1-2	4-6
ISU has more FT Attempts	10-2	38-10	1-3	4-7
Opponent has more FT Attempts	3-12	9-53	5-1	14-4
ISU Scores 100 or More	0-0	0-0	2-1	5-14
ISU Scores 90 or More	0-0	0-0	1-0	3-5
ISU Scores 80 or More	5-0	12-1	0-1	1-1
ISU Scores 70 or More	7-1	27-5	4-6	19-27

**2006-07 ILLINOIS STATE TEAM HIGHS & LOWS**

	HIGHS	LOWS
POINTS	86 vs. Sacramento State (11-29-06)	41 at Evansville (12-9-06)
	86 vs. UT-Arlington (12-2-06)	
FIELD GOALS MADE	34 vs. Sacramento State (11-29-06)	14 at Evansville (12-9-06)
FIELD GOAL ATTEMPTS	60 vs. McNeese State (11-14-06)	41 at Southern Illinois (1-27-07)
	60 at Illinois-Chicago (12-23-06)	
FIELD GOAL PERCENTAGE	.607 (34-56) vs. Sacramento State (11-29-06)	.269 (14-52) at Evansville (12-9-06)
3 PT FIELD GOALS MADE	14 vs. UT-Arlington (12-2-06)	4 vs. Indiana State (1-6-07)
3 PT FG ATTEMPTS	28 at Western Michigan (12-16-06)	11 at Southern Illinois (1-27-07)
	28 at Illinois-Chicago (12-23-06)	
3 PT FG PERCENTAGE	.727 (8-11) at Southern Illinois (1-27-07)	.167 (4-24) vs. Indiana State (1-6-07)
FREE THROWS MADE	23 vs. Wichita State (1-18-07)	3 vs. Southern Illinois (12-29-06)
FREE THROW ATTEMPTS	33 at St. John's (11-25-06)	7 twice
FREE THROW PERCENTAGE	.813 vs. Northern Iowa (1-9-07)	.333 (3-9) vs. Southern Illinois (12-29-06)
REBOUNDS	40 vs. McNeese State (11-14-06)	20 at Creighton (1-1-07)
	40 vs. Indiana State (1-6-07)	20 at Wichita State (2-11-07)
ASSISTS	26 vs. Sacramento State (11-29-06)	9 at Evansville (12-9-06)
STEALS	14 vs. Lewis (12-19-06)	2 twice
BLOCKED SHOTS	8 twice	0 vs. Evansville (1-30-07)
TURNOVERS	26 at Florida State (11-13-06)	9 at Western Michigan (12-16-06)
FOULS	27 at Missouri State (2-06-07)	11 at Indiana State (2-14-07)

**2006-07 OPPONENT TEAM HIGHS & LOWS**

	HIGHS	LOWS
POINTS	88 at Bradley (1-24-07)	40 vs. Miami (12-5-06)
FIELD GOALS MADE	34 at Bradley (1-24-07)	14 vs. Cal State Northridge (11-20-06)
FIELD GOAL ATTEMPTS	65 vs. Sacramento State (11-29-06)	38 vs. Missouri State (1-15-07)
	65 vs. Wichita State (1-18-07)	
FIELD GOAL PERCENTAGE	.658 (25-38) vs. Missouri State (1-15-07)	.259 (14-54) vs. Cal State Northridge (11-20-06)
3 PT FIELD GOALS MADE	12 vs. Wichita State (1-18-07)	1 vs. SMU (11-12-06)
3 PT FG ATTEMPTS	33 vs. Wichita State (1-18-07)	10 vs. SMU (11-12-06)
		10 vs. McNeese State (11-14-06)
3 PT FG PERCENTAGE	.667 (8-12) at Evansville (12-9-06)	10 at Missouri State (2-06-07)
	.667 (8-12) vs. Missouri State (1-15-07)	.100 (1-10) vs. SMU (11-12-06)
FREE THROWS MADE	24 at Wichita State (2-11-07)	2 vs. Miami (12-5-06)
FREE THROW ATTEMPTS	37 at Missouri State (2-06-07)	8 vs. Miami (12-5-06)
		8 at Illinois-Chicago (12-23-06)
FREE THROW PERCENTAGE	.875 (14-16) vs. UT-Arlington (12-2-06)	.250 (2-8) vs. Miami (12-5-06)
REBOUNDS	50 at Missouri State (2-06-07)	22 twice
ASSISTS	22 at Bradley (1-24-07)	7 vs. SMU (11-12-06)
STEALS	15 vs. Sacramento State (11-29-06)	3 at St. John's (11-25-06)
		3 at Western Michigan (12-16-06)
BLOCKED SHOTS	7 vs. Southern Illinois (12-29-06)	0 three times
	7 vs. Drake (1-21-07)	
TURNOVERS	28 vs. Lewis (12-19-06)	5 vs. Bradley (2-3-07)
FOULS	25 vs. Lewis (12-19-06)	11 twice

**2006-07 ILLINOIS STATE & OPPONENT PLAYER SUPERLATIVES**

	ILLINOIS STATE	OPPONENT
POINTS	32 Dom Johnson at Florida State (11-13-06)	27 Kyle Wilson, Wichita State (1-18-07)
FIELD GOALS MADE	12 Dom Johnson at Florida State (11-13-06)	11 Anthony Tolliver, Creighton (1-1-07)
FIELD GOAL ATTEMPTS	23 Dom Johnson at Florida State (11-13-06)	18 Loren Leat, Sacramento State (11-29-06)
FG PCT (min. 5 made)	1.000 (8-8) Greg Dilligard at Bradley (1-24-07)	1.000 (11-11) Anthony Tolliver, Creighton (1-1-07)
3 PT FG MADE	8 Osiris Eldridge at Creighton (1-1-07)	6 Will Franklin, Bradley (1-24-07)
3 PT FG ATTEMPTS	15 Dom Johnson at Florida State (11-13-06)	6 Jason Holsinger, Evansville (1-30-07)
3-PT FG PCT (min. 3 made)	1.000 (4-4) Levi Dyer vs. Wichita State (1-18-07)	11 Will Franklin, Bradley (1-24-07)
	1.000 (4-4) Levi Dyer vs. Ball State (2-17-07)	.833 (5-6) Kyle Wilson, Wichita State (1-18-07)
FREE THROWS MADE	8 Boo Richardson at Illinois-Chicago (12-23-06)	12 Ike Ofoegbu, SMU (11-12-06)
FREE THROW ATTEMPTS	11 Boo Richardson at Illinois-Chicago (12-23-06)	12 Anthony Vereen, UT-Arlington (12-2-06)
FT PCT (min. 6 att.)	.857 (6-7) Boo Richardson vs. Cal State Northridge (11-20-06)	17 Ike Ofoegbu, SMU (11-12-06)
	.857 (6-7) Anthony Slack vs. Lewis (12-19-06)	1.000 (11-11) Brandon Dagens, Lewis (12-19-06)
	.857 (6-7) Anthony Slack vs. Wichita State (1-18-07)	
REBOUNDS	13 Levi Dyer at Drake (1-13-07)	18 Joe Reitz, Western Michigan (12-16-06)
ASSISTS	11 Boo Richardson vs. Lewis (12-19-06)	10 Daniel Ruffin, Bradley (1-24-07)
STEALS	5 Anthony Slack vs. Cal State Northridge (11-20-06)	8 Haron Hargrave, Sacramento State (11-29-06)
BLOCKED SHOTS	6 Greg Dilligard at Missouri State (2-06-07)	5 Aliou Keita, Drake (1-21-07)
		5 Randal Falker, Southern Illinois (1-27-07)



**INDIVIDUAL GAME-BY-GAME (PTS-REB-ASTS)**

Opponent	Carlwell	Dilligard	Dyer	Eldridge	Fortes	Hill	Holtz
vs. SMU*	2-0-0	4-6-2	5-2-0	0-0-3	6-5-0	DNP	DNP
at Florida State*	0-0-0	8-2-0	0-0-1	2-3-1	5-2-2	DNP	DNP
vs. McNeese St.*	0-0-0	20-5-3	2-3-0	3-5-0	7-3-2	0-1-0	0-0-0
CS-Northridge	0-0-0	6-4-3	0-4-0	1-4-0	2-4-1	0-1-0	9-1-0
at St. John's	0-1-0	17-11-4	5-0-0	8-2-2	13-7-1	DNP	DNP
Sacramento St.	0-0-0	11-10-4	2-0-1	3-1-0	11-0-3	0-0-0	10-3-1
UT-Arlington	1-2-1	6-3-3	17-4-1	14-2-2	13-3-4	4-2-1	1-1-1
Miami (Ohio)	0-2-0	11-10-0	9-4-1	5-2-1	2-0-2	0-0-0	0-0-0
at Evansville*	0-0-0	6-9-2	2-2-0	9-7-0	3-2-2	0-0-0	0-2-1
at W. Michigan	2-1-0	9-7-3	7-2-0	4-2-1	15-4-1	DNP	DNP
Lewis	0-3-0	13-1-1	6-2-1	6-1-1	3-0-3	4-2-0	0-0-0
at Illinois-Chicago	0-3-0	9-7-2	10-3-1	19-6-0	5-1-5	DNP	DNP
Southern Illinois*	0-0-0	6-5-0	10-9-1	10-4-0	0-2-1	0-1-1	3-0-0
at Creighton*	0-2-0	5-2-0	13-3-1	28-3-0	0-1-1	0-0-0	0-0-0
Indiana State*	DNP	9-10-1	11-5-0	9-8-1	0-0-0	4-0-0	DNP
Northern Iowa*	0-2-1	4-7-1	20-5-0	18-4-3	DNP	6-1-0	3-1-0
at Drake*	0-0-0	2-0-0	14-13-1	4-7-1	1-0-0	0-0-0	5-0-0
Missouri State*	DNP	13-2-0	23-4-1	7-7-1	0-1-1	0-0-0	0-0-0
Wichita State*	DNP	10-4-1	20-4-2	16-6-1	0-1-1	4-1-0	DNP
Drake*	DNP	5-5-1	27-2-2	7-7-2	8-3-1	0-0-0	DNP
at Bradley*	0-3-0	18-4-1	11-4-1	8-6-2	3-5-1	0-1-0	3-0-2
at S. Illinois*	0-0-0	8-2-1	18-2-0	17-8-4	4-5-2	2-1-0	DNP
Evansville*	DNP	8-6-0	6-1-0	14-8-0	2-2-1	2-1-1	6-2-3
Bradley*	DNP	11-10-3	13-2-6	2-4-1	1-1-0	5-2-3	DNP
at Missouri St.*	0-1-0	8-3-1	17-4-1	11-5-1	2-1-1	3-4-2	3-1-0
at Wichita State*	DNP	15-7-3	22-1-2	7-6-2	0-0-0	0-0-1	0-0-1
at Indiana State*	DNP	12-10-2	18-3-1	9-3-2	DNP	4-2-0	0-0-0
Ball State	DNP	10-7-2	29-5-1	10-4-3	DNP	2-2-0	0-0-1
Creighton*							
at Northern Iowa*							

Opponent	Johnson	Moor	Odiakosa	Richardson	Slack	Vandello
vs. SMU*	15-1-1	0-0-0	DNP	10-2-4	9-12-0	4-2-0
at Florida State*	32-1-4	DNP	DNP	4-2-4	8-5-2	0-3-0
vs. McNeese St.*	3-3-2	0-1-0	DNP	23-3-7	7-8-0	2-4-1
CS-Northridge	16-5-1	1-0-0	DNP	15-2-8	12-7-1	4-3-0
at St. John's	7-0-2	DNP	DNP	18-3-4	10-7-1	0-1-2
Sacramento St.	8-2-4	0-0-0	DNP	12-3-8	21-10-1	8-8-4
UT-Arlington	13-3-3	0-0-0	DNP	7-1-7	10-3-2	0-0-0
Miami (Ohio)	9-2-3	0-0-0	DNP	13-4-4	15-10-2	DNP
at Evansville*	11-1-1	0-0-0	DNP	2-1-2	4-6-0	4-3-1
at W. Michigan	5-2-3	DNP	DNP	6-2-6	9-2-0	0-2-0
Lewis	11-2-5	0-0-0	DNP	20-4-11	22-4-1	0-5-0
at Illinois-Chicago	14-2-2	DNP	DNP	17-7-7	3-8-0	DNP
Southern Illinois*	11-2-3	DNP	DNP	0-0-3	9-10-1	0-0-0
at Creighton*	6-0-6	DNP	DNP	7-3-9	12-3-0	0-0-0
Indiana State*	10-2-2	DNP	DNP	1-5-6	6-8-0	0-0-0
Northern Iowa*	7-3-4	DNP	DNP	4-4-4	4-1-0	1-3-0
at Drake*	4-2-5	DNP	DNP	24-2-3	12-7-1	0-0-0
Missouri State*	8-2-8	DNP	DNP	9-2-5	6-3-1	DNP
Wichita State*	2-5-2	1-1-0	DNP	9-3-5	14-4-1	7-5-0
Drake*	0-5-6	0-0-0	DNP	16-3-6	14-5-0	3-4-0
at Bradley*	3-0-3	5-1-0	DNP	5-5-0	8-4-1	3-2-0
at S. Illinois*	2-1-1	0-3-0	DNP	0-1-5	9-4-2	2-0-0
Evansville*	DNP	0-0-0	DNP	11-2-5	14-9-1	2-0-0
Bradley*	14-3-1	DNP	DNP	12-7-1	4-3-0	0-0-0
at Missouri St.*	3-0-2	DNP	DNP	12-3-4	1-2-0	1-0-0
at Wichita State*	0-1-6	0-0-0	DNP	7-0-3	13-3-1	0-1-0
at Indiana State*	7-3-4	0-0-1	DNP	6-2-5	12-4-0	DNP
Ball State	5-2-3	0-1-0	DNP	4-3-9	10-9-0	0-0-0
Creighton*						
at Northern Iowa*						

\* Colonial Classic (Tallahassee, Fla.)  
\* Missouri Valley Conference game

**SUPERLATIVES**

- STARTING LINEUPS – F, F, G, G, G (7-4):**
- Slack, Dilligard, Fortes, Richardson, Johnson (7-4)  
W – McNeese State, Cal State Northridge, at St. John's, Sacramento State, UT-Arlington, Miami (Ohio), Lewis
  - L – SMU, at Florida State, at Evansville, at Western Michigan
  - Dilligard, Dyer, Fortes, Richardson, Johnson (1-1)  
W – at Illinois-Chicago  
L – Southern Illinois
  - Slack, Dyer, Eldridge, Richardson, Johnson (0-2)  
L – at Creighton, Indiana State
  - Dilligard, Dyer, Eldridge, Richardson, Johnson (3-3)  
W – Northern Iowa, Wichita State, Drake  
L – at Drake, Missouri State, at Bradley
  - Dilligard, Dyer, Eldridge, Fortes, Richardson (0-1)  
L – at Southern Illinois
  - Hill, Dilligard, Dyer, Eldridge, Richardson (1-3)  
W – Evansville  
L – Bradley, at Missouri State, at Wichita State
  - Hill, Dilligard, Dyer, Richardson, Johnson (2-0)  
W – at Indiana State, Ball State

**FIRST POINTS:**  
Richardson 7, Slack 5, Dyer 5, Dilligard 4, Eldridge 3, Johnson 2, Fortes 2

**DOUBLE-DIGIT SCORERS (79):**  
Dyer 17, Slack 14, Richardson 13, Dilligard 12, Johnson 10, Eldridge 10, Fortes 4, Holtz 1

**DOUBLE-DIGIT REBOUNDING (11):**  
Dilligard 6, Slack 4, Dyer 1

**LEADING SCORER:**  
Dyer 11, Johnson 6, Slack 4, Richardson 3, Eldridge 3, Fortes 1, Dilligard 1

**LEADING REBOUNDER:**  
Slack 11, Dilligard 10, Eldridge 7, Dyer 3, Vandello 1, Richardson 1

**DOUBLE-DOUBLES (9):**  
Dilligard 5, Slack 2, Richardson 1, Dyer 1

**DUNKS (31):**  
Slack 15, Dilligard 11, Carlwell 1, Hill 1, Eldridge 1, Johnson 1, Vandello 1

**FIRST SUBSTITUTION:**  
Slack 10, Holtz 6, Dyer 5, Vandello 4, Eldridge 4, Johnson 3, Dilligard 1, Hill 1, Fortes 1, Moor 1

**CHARGES DRAWN (26):**  
Slack 8, Dilligard 6, Richardson 4, Fortes 3, Dyer 3, Johnson 1, Vandello 1, Moor 1, Eldridge 1, Holtz 1

**MOST MINUTES:**  
39, Richardson at Western Michigan, 12-16-06  
39, Richardson at Drake, 1-13-07  
38, Johnson vs. Missouri State, 1-15-07  
38, Richardson vs. SMU, 11-12-06  
38, Johnson at Illinois-Chicago, 12-23-06  
38, Johnson vs. Southern Illinois, 12-29-06  
38, Richardson at Creighton, 1-1-07  
38, Johnson vs. Indiana State, 1-6-07  
38, Richardson vs. Northern Iowa, 1-9-07  
37, Johnson at Florida State, 11-13-06  
37, Johnson at St. John's, 11-25-06  
37, Richardson at Illinois-Chicago, 12-23-06


**VALLEY WEEKLY HONORS**

**PLAYER OF THE WEEK:**  
Jan. 22 – Levi Dyer (23.5 ppg., 9-for-11 3FG Pct., 2 games)

**NEWCOMER OF THE WEEK:**  
Nov. 13 – Dom Johnson (15 pts., 5 3FGs, 1 game)  
Nov. 27 – Boo Richardson (16.5 ppg., 6 apg., 2 games)  
Dec. 26 – Boo Richardson (18.5 ppg., 9 apg., 2 games)  
Jan. 15 – Boo Richardson (14.0 ppg., 7 apg., 2 games)  
Jan. 22 – Anthony Slack (14.0 ppg., 4.5 rpg., 2 games)  
Feb. 19 – Anthony Slack (11.0 ppg., 6.5 rpg., 2 games)

**2006-07 GAME-BY-GAME**

	Final	FG	FG%	3FG	3FG%	FT	FT%	O-D-T Reb.	Fouls	Assists	Turnovers	Blocks	Steals	Halftime
Illinois State vs. SMU	55 57	20-57 19-48	35.1 39.6	8-26 1-10	30.8 10.0	7-9 18-25	77.8 72.0	12-20-32 11-25-36	21 18	10 7	20 22	5 5	7 8	23 29
Illinois State at Florida State	59 73	23-53 28-53	43.4 52.8	8-23 5-13	34.8 38.5	5-7 12-16	71.4 75.0	6-16-22 11-24-35	20 13	14 12	26 27	3 4	9 8	24 31
McNeese State vs. Illinois State	50 67	18-48 26-60	37.5 43.3	2-10 6-22	20.0 27.3	12-19 9-12	63.2 75.0	9-18-27 18-22-40	13 17	9 15	17 16	6 4	9 6	20 36
Cal State Northridge at Illinois State	44 66	14-54 21-51	25.9 41.2	2-14 8-24	14.3 33.3	14-21 16-24	66.7 66.7	14-24-38 10-27-37	24 20	8 14	23 18	1 7	9 12	16 36
Illinois State at St. John's	78 63	24-56 26-52	42.9 50.0	8-25 2-8	32.0 25.0	22-33 11-16	66.7 68.8	16-19-35 8-21-29	19 22	16 10	17 22	2 5	8 3	41 31
Sacramento State at Illinois State	69 86	29-65 34-56	44.6 60.7	6-16 7-15	37.5 46.7	5-9 11-19	55.6 57.9	13-16-29 12-25-37	21 15	12 26	18 20	1 6	15 7	28 39
UT-Arlington at Illinois State	61 86	20-52 30-57	38.5 52.6	7-22 14-27	31.8 51.9	14-16 12-16	87.5 75.0	13-21-34 8-20-28	20 14	11 25	27 16	2 5	7 11	29 36
Miami (Ohio) at Illinois State	40 64	18-47 22-49	38.3 44.9	2-13 6-18	15.4 33.3	2-8 14-22	25.0 63.6	5-26-31 8-27-35	19 12	11 13	23 15	3 2	19 10	27 25
Illinois State at Evansville	41 69	14-52 26-49	26.9 53.1	7-26 8-12	26.9 66.7	6-11 9-16	54.5 56.3	15-21-36 6-26-32	18 13	9 16	17 11	2 4	6 4	27 28
Illinois State at Western Michigan	57 65	23-59 21-51	39.0 41.2	5-28 5-14	17.9 35.7	6-9 18-25	66.7 72.0	11-16-27 16-26-42	21 16	14 12	9 14	3 3	3 3	24 27
Lewis at Illinois State	66 85	21-42 31-58	50.0 53.4	11-18 7-19	61.1 36.8	13-15 16-29	86.7 55.2	5-23-28 13-17-30	25 20	18 23	28 12	2 1	7 14	36 47
Illinois State at Illinois-Chicago	77 69	26-60 26-63	43.3 41.3	11-28 11-22	39.3 50.0	14-21 6-8	66.7 75.0	12-26-38 12-26-38	14 18	17 21	13 18	3 5	8 5	36 32
Southern Illinois at Illinois State	68 49	24-48 19-59	50.0 32.2	8-20 8-27	40.0 29.6	12-22 3-9	54.5 33.3	9-32-41 11-23-34	11 18	17 10	13 11	7 1	7 5	27 20
Illinois State at Creighton	71 79	27-58 27-42	46.6 64.3	12-26 4-11	46.2 36.4	5-9 21-26	55.6 80.8	11-9-20 8-23-31	21 14	17 12	13 18	3 1	8 8	30 38
Indiana State at Illinois State	54 50	15-47 18-55	31.9 32.7	6-21 4-24	28.6 16.7	18-22 10-15	81.8 66.7	11-24-35 16-24-40	16 19	10 10	14 12	0 1	6 7	25 20
Northern Iowa at Illinois State	64 67	22-54 24-55	40.7 43.6	6-20 6-19	30.0 31.6	14-19 13-16	73.7 81.3	5-27-32 6-30-36	18 17	15 13	15 16	4 2	8 7	25 25
Illinois State at Drake	66 70	25-53 25-55	47.2 45.5	10-22 3-11	45.5 27.3	6-12 17-24	50.0 70.8	15-20-35 15-18-33	21 17	11 13	17 13	5 2	8 6	28 33
Missouri State at Illinois State	75 66	25-38 24-49	65.8 49.0	8-12 5-19	66.7 26.3	17-28 13-22	60.7 59.1	5-25-30 7-15-22	20 21	18 17	17 12	1 2	5 9	32 29
Wichita State at Illinois State	75 83	23-65 26-48	35.4 54.2	12-33 8-14	36.4 57.1	17-23 23-29	73.9 79.3	17-14-31 10-27-37	22 19	17 13	11 18	3 5	7 2	29 34
Drake at Illinois State	65 80	26-60 25-49	43.3 51.0	5-18 9-17	27.8 52.9	8-12 21-28	66.7 75.0	8-19-27 10-28-38	21 14	19 18	7 11	7 8	4 3	24 34
Illinois State at Bradley	67 88	24-52 34-63	46.2 54.0	5-18 11-26	27.8 42.3	14-24 9-12	58.3 75.0	9-26-35 5-25-30	14 17	11 22	16 7	1 3	7 8	32 54
Illinois State at Southern Illinois	62 73	22-41 25-49	53.7 51.0	8-11 10-19	72.7 52.6	10-16 13-20	62.5 65.0	9-21-30 9-13-22	22 19	15 18	24 14	3 5	5 8	31 25
Evansville at Illinois State	61 65	21-47 21-46	44.7 45.7	9-21 6-17	42.9 35.3	10-15 17-24	66.7 70.8	4-20-24 9-25-34	22 17	11 11	15 16	1 0	9 9	32 29
Bradley at Illinois State	70 62	26-58 21-44	44.8 47.7	8-23 8-24	34.8 33.3	10-16 12-22	62.5 54.5	8-23-31 7-29-36	20 20	20 15	5 15	0 2	10 2	34 30
Illinois State at Missouri State	61 73	22-51 24-59	43.1 40.7	9-19 4-10	47.4 40.0	8-15 21-37	53.3 56.8	2-23-25 19-31-50	27 13	12 9	14 13	8 3	8 6	25 37
Illinois State at Wichita State	64 69	27-50 20-40	54.0 50.0	6-15 5-15	40.0 33.3	4-7 24-30	57.1 80.0	4-16-20 8-22-30	24 17	19 10	15 19	2 2	7 11	31 36
Illinois State at Indiana State	68 53	28-51 19-47	54.9 40.4	7-15 7-16	46.7 43.8	5-9 8-11	55.6 72.7	15-18-33 11-11-22	11 11	15 12	12 14	4 0	6 4	32 22
Ball State at Illinois State	57 70	21-55 24-46	38.2 52.2	7-19 6-12	36.8 50.5	8-13 16-25	61.5 64.0	14-15-29 12-23-35	24 17	12 19	13 14	3 2	9 6	23 31



## Ronnie Carlwell • 51

C • 6-11 • 258 • Sr.-2L • Maywood, Ill. (Proviso East)

### CAREER BESTS:

Points – 8 vs. Bradley, 2-5-05  
Rebounds – 6 at Marquette, 11-15-04  
Assists – 2, twice  
Blocked Shots – 3, twice  
Steals – 2 vs. IPFW, 12-6-05  
Minutes – 24 at Marquette, 11-15-04

### SEASON BESTS:

Points – 2, twice  
Rebounds – 3, three times  
Assists – 1, twice  
Blocked Shots – 1, twice  
Steals – 0  
Minutes – 10 at Evansville, 12-9-06

Last Time Out:  
Did not play.


### 2006-07/SENIOR AT ILLINOIS STATE:

Scored his first points of the season with a dunk against SMU (11/12) • 2006 Will Robinson Endowed Scholarship recipient.

### 2006-07 GAME-BY-GAME STATISTICS:

Opponent	FG-A	3FG-A	FT-A	O-D-T	PF	TP	A	TO	BLK	S	MIN
vs. SMU <sup>A</sup>	1-1	0-0	0-0	0-0-0	2	2	0	0	0	0	3
at Florida State <sup>A</sup>	0-1	0-0	0-0	0-0-0	0	0	0	0	0	0	4
vs. McNeese State <sup>A</sup>	0-0	0-0	0-0	0-0-0	0	0	0	0	0	0	1
CS-Northridge	0-0	0-0	0-0	0-0-0	1	0	0	0	0	0	5
at St. John's	0-0	0-0	0-0	0-1-1	1	0	0	0	0	0	7
Sacramento State	0-0	0-0	0-0	0-0-0	0	0	0	0	0	0	1
UT-Arlington	0-2	0-0	1-2	0-2-2	2	1	1	0	0	0	6
Miami (Ohio)	0-0	0-0	0-0	0-2-2	0	0	0	0	0	0	2
at Evansville <sup>*</sup>	0-0	0-0	0-0	0-0-0	0	0	0	1	1	0	10
at Western Michigan	1-1	0-0	0-0	0-1-1	3	2	0	1	0	0	9
Lewis	0-2	0-0	0-2	1-2-3	1	0	0	1	1	0	9
at Illinois-Chicago	0-1	0-0	0-2	0-3-3	0	0	0	0	0	0	6
Southern Illinois <sup>*</sup>	0-0	0-0	0-0	0-0-0	0	0	0	0	0	0	2
at Creighton <sup>*</sup>	0-0	0-0	0-0	1-1-2	0	0	0	0	0	0	5
Indiana State <sup>*</sup>	Did not play – Coach's Decision										
Northern Iowa <sup>*</sup>	0-1	0-0	0-0	1-1-2	1	0	1	1	0	0	9
at Drake <sup>*</sup>	0-1	0-0	0-0	0-0-0	0	0	0	0	0	0	1
Missouri State <sup>*</sup>	Did not play – Coach's Decision										
Wichita State <sup>*</sup>	Did not play – Coach's Decision										
Drake <sup>*</sup>	Did not play – Coach's Decision										
at Bradley <sup>*</sup>	0-0	0-0	0-0	0-3-3	0	0	0	0	0	0	3
at Southern Illinois <sup>*</sup>	0-0	0-0	0-0	0-0-0	0	0	0	0	0	0	1
Evansville <sup>*</sup>	Did not play – Coach's Decision										
Bradley <sup>*</sup>	Did not play – Coach's Decision										
at Missouri State <sup>*</sup>	0-0	0-0	0-0	0-1-1	0	0	0	0	0	0	3
at Wichita State <sup>*</sup>	Did not play – Coach's Decision										
at Indiana State <sup>*</sup>	Did not play – Coach's Decision										
Ball State	Did not play – Coach's Decision										
Creighton <sup>*</sup>	Did not play – Coach's Decision										
at Northern Iowa <sup>*</sup>	Did not play – Coach's Decision										

<sup>\*</sup> Games started  
<sup>A</sup> Colonial Classic game  
<sup>\*</sup> Missouri Valley Conference game



## Greg Dilligard • 50

F • 6-8 • 230 • Sr.-3L • Labelle, Mo. (Highland)

### CAREER BESTS:

Points – 22 at Indiana State, 12-22-05  
Rebounds – 12 at Indiana State, 12-22-05  
Assists – 4, three times  
Blocked Shots – 7 at Loyola-Chicago, 12-18-04  
Steals – 3, five times  
Minutes – 37 vs. Drake, 2-14-06

### SEASON BESTS:

Points – 20 vs. McNeese State, 11-14-06  
Rebounds – 11 at St. John's, 11-25-06  
Assists – 4, twice  
Blocked Shots – 6 at Missouri State, 2-6-07  
Steals – 2, twice  
Minutes – 33 at St. John's, 11-25-06

Last Time Out:  
Finished with 10 points  
and seven rebounds in 25  
minutes of play.

### 2006-07/SENIOR AT ILLINOIS STATE:

Scored double figures in the last three games • Recorded his fourth double-double of the season against Bradley (2/3) with 11 points and 10 boards • ISU's all-time career blocked shot leader with 159 in his Redbird career • Tied a school record with his 8-for-8 shooting performance at Bradley (1/24) • Had his 79 straight games with a start streak come to an end at Creighton (1/1) • Against Miami (Ohio) (12/5) collected a double-double with 11 points and 10 rebounds • Notched his second double-double of the campaign with 11 points and 10 boards against Sacramento State (11/29) • Posted his first double-double of the season at St. John's (11/25) with 17 points and 11 rebounds • Collected a season-high four blocked shots against Cal State Northridge (11/20) and versus Drake (1/21) • Registered his second career 20-point scoring game with an even 20 against McNeese State (11/14) • 2006 Doug Collins Endowed Scholarship recipient.

### 2006-07 GAME-BY-GAME STATISTICS:

Opponent	FG-A	3FG-A	FT-A	O-D-T	PF	TP	A	TO	BLK	S	MIN
• vs. SMU <sup>A</sup>	2-2	0-0	0-0	2-4-6	4	4	2	2	2	0	27
• at Florida State <sup>A</sup>	4-6	0-0	0-0	1-1-2	4	8	0	1	2	1	20
• vs. McNeese State <sup>A</sup>	9-14	0-0	2-3	5-0-5	4	20	3	1	1	1	32
• CS-Northridge	3-4	0-0	0-2	0-4-4	4	6	3	0	4	0	24
• at St. John's	8-15	0-0	1-5	7-4-11	4	17	4	3	1	2	33
• Sacramento St.	5-6	0-0	1-5	5-5-10	4	11	4	1	1	0	24
• UT-Arlington	3-4	0-0	0-0	1-2-3	2	6	3	2	1	1	26
• Miami (Ohio)	5-7	0-0	1-3	5-5-10	1	11	0	3	0	1	31
• at Evansville <sup>*</sup>	3-5	0-0	0-2	4-5-9	4	6	2	6	1	0	21
• at Western Michigan	4-7	0-0	1-1	5-2-7	4	9	3	1	0	0	21
• Lewis	5-8	0-0	3-6	0-1-1	4	13	1	2	0	2	22
• at Illinois-Chicago	4-8	0-0	1-2	3-4-7	2	9	2	1	2	0	27
• Southern Illinois <sup>*</sup>	3-10	0-0	0-0	1-4-5	2	6	0	0	0	1	27
at Creighton <sup>*</sup>	2-4	0-0	1-3	2-0-2	3	5	0	2	0	1	16
Indiana State <sup>*</sup>	4-5	0-0	1-4	2-8-10	4	9	1	0	1	0	30
• Northern Iowa <sup>*</sup>	2-4	0-0	0-0	3-4-7	4	4	1	2	1	0	28
• at Drake <sup>*</sup>	1-3	0-0	0-0	0-0-0	4	2	0	1	1	0	12
• Missouri State <sup>*</sup>	4-7	0-0	5-10	0-2-2	4	13	0	1	2	1	25
• Wichita State <sup>*</sup>	4-4	0-0	2-2	2-2-4	4	10	1	0	3	0	18
• Drake <sup>*</sup>	2-2	0-0	1-2	2-3-5	4	5	1	0	4	0	23
• at Bradley <sup>*</sup>	8-8	0-0	2-6	2-2-4	2	18	1	1	1	1	23
• at Southern Illinois <sup>*</sup>	4-5	0-0	0-1	2-0-2	3	8	1	1	0	1	18
• Evansville <sup>*</sup>	3-3	0-0	2-5	2-4-6	4	8	0	2	0	0	33
• Bradley <sup>*</sup>	5-5	0-0	1-2	2-8-10	3	11	3	2	1	1	31
• at Missouri State <sup>*</sup>	4-10	0-0	0-1	1-2-3	4	8	1	3	6	0	27
• at Wichita State <sup>*</sup>	7-11	0-0	1-1	2-5-7	2	15	3	1	0	1	30
• at Indiana State <sup>*</sup>	6-6	0-0	0-0	8-2-10	1	12	2	2	0	0	29
• Ball State	3-4	0-0	4-6	2-5-7	4	10	2	1	0	1	25

### Creighton<sup>\*</sup>

at Northern Iowa<sup>\*</sup>

<sup>\*</sup> Games started  
<sup>A</sup> Colonial Classic game  
<sup>\*</sup> Missouri Valley Conference game



## Levi Dyer • 32

C • 6-11 • 220 • Jr.-2L • Eaton, Colo. (Eaton)

### CAREER BESTS:

Points – 29 vs. Ball State, 2-17-07  
Rebounds – 13 at Drake, 1-13-07  
Assists – 6 vs. Bradley 2-3-07  
Blocked Shots – 2, three times  
Steals – 3, twice  
Minutes – 35 vs. Drake, 2-14-06

### SEASON BESTS:

Points – 29 vs. Ball State, 2-17-07  
Rebounds – 13 at Drake, 1-13-07  
Assists – 6 vs. Bradley, 2-3-07  
Blocked Shots – 2, three times  
Steals – 3 vs. Lewis, 12-19-06  
Minutes – 34 at Drake, 1-13-07

### Last Time Out:

Poured in a career-high 29 points on 11-for-13 shooting, including 4-for-4 on threes.

### 2006-07/JUNIOR AT ILLINOIS STATE:

Has made at least four three-point field goals in the last four games • Against Ball State (2/17) scored a career-high 29 points on 11-for-13 shooting • Recorded 27 points on 10-for-14 shooting and 5-for-7 shooting on threes against Drake (1/21) • Collected 20 points against Wichita State (1/18), thanks to a perfect 4-for-4 shooting night on threes • Notched 23 points against Missouri State (1/15) • Recorded the first double-double of his career at Drake (1/13) with a career-best 13 rebounds paired with 14 points • Poured in 20 points, thanks to a 4-for-5 effort on threes, to lead the Redbirds in an overtime win over Northern Iowa (1/9) • Grabbed nine rebounds and added 10 points against Southern Illinois (12/29) • Tossed in 17 points against UT-Arlington (12/2) on 6-for-7 shooting • Matched his career-high with a pair of blocked shots against Cal State Northridge (11/20) • 2006 Milt Weisbecker Endowed Scholarship recipient.

### 2006-07 GAME-BY-GAME STATISTICS:

Opponent	FG-A	3FG-A	FT-A	O-D-T	PF	TP	A	TO	BLK	S	MIN
vs. SMU <sup>A</sup>	1-5	1-3	2-2	1-1-2	3	5	0	2	0	0	13
at Florida State <sup>A</sup>	0-0	0-0	0-0	0-0-0	1	0	1	0	0	1	12
vs. McNeese State <sup>A</sup>	1-3	0-0	0-0	1-2-3	1	2	0	3	0	0	5
CS-Northridge	0-3	0-3	0-0	0-4-4	3	0	0	1	2	1	16
at St. John's	1-2	1-2	2-2	0-0-0	2	5	0	0	0	0	6
Sacramento St.	1-2	0-0	0-0	0-0-0	0	2	1	1	1	0	5
UT-Arlington	6-7	3-4	2-2	0-4-4	2	17	1	0	1	2	16
Miami (Ohio)	4-6	1-1	0-0	1-3-4	0	9	1	0	0	0	15
at Evansville <sup>*</sup>	0-1	0-1	2-4	2-0-2	0	2	0	0	0	0	17
at Western Michigan	3-9	1-5	0-1	0-2-2	2	7	0	1	1	1	16
Lewis	2-7	0-3	2-2	0-2-2	3	6	1	2	0	3	18
• at Illinois-Chicago	4-9	2-6	0-0	1-2-3	4	10	1	2	0	0	21
• Southern Illinois <sup>*</sup>	4-13	2-6	0-3	3-6-9	1	10	1	0	1	0	24
• at Creighton <sup>*</sup>	6-8	1-3	0-0	0-3-3	5	13	1	3	1	1	23
• Indiana State <sup>*</sup>	3-9	1-5	4-4	2-3-5	4	11	0	1	0	2	26
• Northern Iowa <sup>*</sup>	6-13	4-5	4-5	0-5-5	3	20	0	1	1	0	27
• at Drake <sup>*</sup>	6-8	2-3	0-1	3-10-13	2	14	1	2	0	1	34
• Missouri State <sup>*</sup>	8-13	2-5	5-6	0-4-4	4	23	1	1	0	0	32
• Wichita State <sup>*</sup>	6-10	4-4	4-4	0-4-4	2	20	2	3	1	0	32
• Drake <sup>*</sup>	10-14	5-7	2-2	1-1-2	3	27	2	3	2	0	30
• at Bradley <sup>*</sup>	4-11	1-4	2-4	2-2-4	2	11	1	0	0	0	24
• at Southern Illinois <sup>*</sup>	5-9	4-5	4-5	0-2-2	3	18	0	3	2	1	31
• Evansville <sup>*</sup>	2-8	1-4	1-2	0-1-1	3	6	0	0	0	0	18
• Bradley <sup>*</sup>	4-8	2-5	3-4	1-1-2	3	13	6	3	0	1	24
• at Missouri State <sup>*</sup>	6-9	4-7	1-1	0-4-4	4	17	1	3	1	0	27
• at Wichita State <sup>*</sup>	9-12	4-6	0-0	0-1-1	3	22	2	1	0	1	27
• at Indiana State <sup>*</sup>	6-14	4-6	2-3	1-2-3	2	18	1	2	0	0	24
• Ball State	11-13	4-4	3-4	2-3-5	2	29	1	0	0	0	32

Creighton<sup>\*</sup>

at Northern Iowa<sup>\*</sup>

<sup>A</sup> Games started

<sup>\*</sup> Colonial Classic game

<sup>\*</sup> Missouri Valley Conference game



## Osiris Eldridge • 0

G • 6-3 • 190 • Fr.-HS • Chicago, Ill. (Phillips Academy)

### CAREER BESTS:

Points – 28 at Creighton, 1-1-07  
Rebounds – 8, twice  
Assists – 3, three times  
Blocked Shots – 0  
Steals – 3, three times  
Minutes – 33 vs. Northern Iowa, 1-9-07

### Last Time Out:

Scored 10 points and added four boards and three assists in 25 minutes of action.

### 2006-07/FRESHMAN AT ILLINOIS STATE:

His steal in the final seconds of overtime secured the 67-64 win over Northern Iowa (1/9) • His career-high 28 points at Creighton (1/1) tied the third highest single-game scoring total by a freshman in Illinois State history • He also tied the school record with eight made three-pointers in the game at Creighton (1/1) • In his hometown, tossed in 19 points at Illinois-Chicago (12/23) • Scored 14 points against UT-Arlington (12/2) • Began his college career by shooting 1-for-22 (.045) from the floor in his first four games • Made his first career basket with a three-point shot against McNeese State (11/14) • Scored his first points of his career with a pair of free throws at Florida State (11/13) • Four of his team-high 13 points in the exhibition win over UMSL came on fast break dunks.

### 2006-07 GAME-BY-GAME STATISTICS:

Opponent	FG-A	3FG-A	FT-A	O-D-T	PF	TP	A	TO	BLK	S	MIN
vs. SMU <sup>A</sup>	0-7	0-3	0-0	0-0-0	1	0	3	2	0	3	15
at Florida State <sup>A</sup>	0-4	0-3	2-2	0-3-3	2	2	1	4	0	0	17
vs. McNeese State <sup>A</sup>	1-6	1-4	0-0	1-4-5	1	3	0	1	0	0	20
CS-Northridge	0-5	0-3	1-2	1-3-4	0	1	0	1	0	0	19
at St. John's	2-5	2-3	2-2	1-1-2	1	8	2	2	0	1	17
Sacramento St.	1-3	0-0	1-2	1-0-1	1	3	0	1	0	0	6
UT-Arlington	5-9	4-7	0-0	0-2-2	0	14	2	0	0	0	12
Miami (Ohio)	2-5	1-3	0-0	0-2-2	2	5	1	1	0	1	21
at Evansville <sup>*</sup>	3-8	3-6	0-0	2-5-7	2	9	0	0	0	1	21
at Western Michigan	2-5	0-2	0-0	1-1-2	0	4	1	1	0	0	18
Lewis	3-4	0-1	0-3	0-1-1	1	6	1	1	0	2	17
at Illinois-Chicago	6-10	3-4	4-4	4-2-6	2	19	0	1	0	2	20
Southern Illinois <sup>*</sup>	4-11	2-6	0-0	2-2-4	1	10	0	1	0	2	26
• at Creighton <sup>*</sup>	10-17	8-11	0-0	1-2-3	4	28	0	1	1	2	29
• Indiana State <sup>*</sup>	4-13	1-6	0-0	6-2-8	2	9	1	4	0	2	32
• Northern Iowa <sup>*</sup>	6-11	1-4	5-6	0-4-4	0	18	3	1	0	3	33
• at Drake <sup>*</sup>	1-8	0-2	2-3	2-3-4-7	0	4	1	2	0	1	31
• Missouri State <sup>*</sup>	3-9	0-6	1-2	2-5-7	1	7	1	0	0	2	31
• Wichita State <sup>*</sup>	5-11	3-5	3-4	3-3-6	4	16	1	2	0	0	30
• Drake <sup>*</sup>	1-4	1-3	4-4	1-6-7	0	7	2	0	0	1	25
• at Bradley <sup>*</sup>	2-10	0-4	4-4	2-4-6	1	8	2	2	0	2	32
• at Southern Illinois <sup>*</sup>	6-12	4-5	1-2	0-8-8	1	17	4	1	0	0	31
• Evansville <sup>*</sup>	4-8	2-5	4-4	0-8-8	2	14	0	2	0	3	30
• Bradley <sup>*</sup>	0-5	0-4	2-2	1-3-4	2	2	1	3	0	0	26
• at Missouri State <sup>*</sup>	4-9	3-3	0-0	0-5-5	3	11	1	0	0	1	22
• at Wichita State <sup>*</sup>	3-8	1-4	0-1	0-6-6	4	7	2	2	0	1	22
at Indiana State <sup>*</sup>	4-9	1-3	0-1	2-1-3	1	9	2	0	0	1	22
Ball State	2-7	1-3	5-6	0-4-4	2	10	3	1	0	0	25


Creighton<sup>\*</sup>

at Northern Iowa<sup>\*</sup>

<sup>A</sup> Games started

<sup>\*</sup> Colonial Classic game

<sup>\*</sup> Missouri Valley Conference game



## Roberto Fortes • 1

G • 6-4 • 195 • Sr.-1L • Fort Wayne, Ind. (Daytona Beach CC)

**CAREER BESTS:**  
 Points – 23 at Miami (Ohio), 2-18-06  
 Rebounds – 7 at St. John's, 11-25-06  
 Assists – 5 at Illinois-Chicago, 12-23-06  
 Blocked Shots – 0  
 Steals – 3, twice  
 Minutes – 37 vs. Drake, 2-14-06

**SEASON BESTS:**  
 Points – 15 at Western Michigan, 12-19-06  
 Rebounds – 7 at St. John's, 11-25-06  
 Assists – 5 at Illinois-Chicago, 12-23-06  
 Blocked Shots – 0  
 Steals – 3 vs. Cal State Northridge, 11-20-06  
 Minutes – 32 vs. Sacramento State, 11-29-06

Last Time Out:  
 Did not play.

**2006-07/SENIOR AT ILLINOIS STATE:**

Poured in a season-best 15 points at Western Michigan (12/16) • Tossed in 13 points against UT-Arlington (12/2) • Posted his first double-digit scoring game of the season with 13 points at St. John's (11/25) • Added a career-best seven rebounds against the Red Storm.

**2006-07 GAME-BY-GAME STATISTICS:**

Opponent	FG-A	3FG-A	FT-A	O-D-T	PF	TP	A	TO	BLK	S	MIN
• vs. SMU <sup>A</sup>	2-5	1-3	1-1	1-4-5	3	6	0	2	0	0	24
• at Florida State <sup>A</sup>	2-7	1-3	0-1	0-2-2	2	5	2	5	0	2	31
• vs. McNeese State <sup>A</sup>	2-6	1-4	2-2	0-3-3	1	7	2	1	0	1	24
• CS-Northridge	0-3	0-1	2-2	1-3-4	2	2	1	2	0	3	25
• at St. John's	3-10	1-6	6-8	2-5-7	3	13	1	1	0	0	27
• Sacramento St.	4-8	3-6	0-0	0-0-0	0	11	3	4	0	2	32
• UT-Arlington	5-10	3-6	0-0	1-2-3	1	13	4	1	0	2	28
• Miami (Ohio)	0-3	0-3	2-2	0-0-0	3	2	2	2	0	0	23
• at Evansville*	1-6	1-4	0-0	1-1-2	4	3	2	1	0	0	21
• at Western Michigan	6-11	2-7	1-1	0-4-4	3	15	1	3	0	0	29
• Lewis	1-4	1-3	0-1	0-0-0	2	3	3	2	0	1	24
• at Illinois-Chicago	2-6	1-4	0-0	0-1-1	1	5	5	0	0	1	25
• Southern Illinois*	0-2	0-2	0-0	0-2-2	3	0	1	2	0	0	20
at Creighton*	0-1	0-1	0-0	1-0-1	2	0	1	0	0	0	15
Indiana State*	0-0	0-0	0-0	0-0-0	0	0	0	0	0	0	1
Northern Iowa*	Did not play – Coach's Decision										
at Drake*	0-0	0-0	1-2	0-0-0	0	1	0	0	0	0	3
Missouri State*	0-1	0-1	0-0	1-0-1	2	0	1	1	0	0	14
Wichita State*	0-1	0-1	0-0	0-1-1	1	0	1	3	0	0	16
Drake*	1-1	1-1	5-8	0-3-3	1	8	1	0	0	0	14
at Bradley*	1-4	0-1	1-2	0-5-5	1	3	1	1	0	0	15
• at Southern Illinois*	2-5	0-1	0-0	3-2-5	2	4	2	5	0	0	20
Evansville*	1-1	0-0	0-0	1-1-2	0	2	1	1	0	0	9
Bradley*	0-1	0-0	1-2	0-1-1	1	1	0	0	0	0	8
at Missouri State*	1-1	0-0	0-0	0-1-1	0	2	1	0	0	0	7
at Wichita State*	0-2	0-2	0-0	0-0-0	2	0	0	0	0	0	7
at Indiana State*	Did not play – Coach's Decision										
Ball State	Did not play – Coach's Decision										
Creighton*	Did not play – Coach's Decision										
at Northern Iowa*	Did not play – Coach's Decision										

<sup>A</sup> Games started  
<sup>\*</sup> Colonial Classic game  
<sup>\*</sup> Missouri Valley Conference game



## Bobby Hill • 24

F • 6-6 • 210 • Fr.-HS • St. Louis, Mo. (Vashon)

**CAREER BESTS:**  
 Points – 6 vs. Northern Iowa, 1-9-07  
 Rebounds – 4 at Missouri State, 2-6-07  
 Assists – 3 vs. Bradley, 2-3-07  
 Blocked Shots – 1, twice  
 Steals – 3 vs. Ball State, 2-17-07  
 Minutes – 24, twice

Last Time Out:  
 Collected a career-high three steals and added two points in 15 minutes of play.

**2006-07/FRESHMAN AT ILLINOIS STATE:**

Has played 188 minutes in the last 14 games after playing in a total of 26 minutes in the first 14 games of the season • Earned his first collegiate start against Evansville (1/30) • Tossed in a career-high six points against Northern Iowa (1/9) • Scored his first collegiate points against UT-Arlington (12/2) and finished with four in the game.

**2006-07 GAME-BY-GAME STATISTICS:**

Opponent	FG-A	3FG-A	FT-A	O-D-T	PF	TP	A	TO	BLK	S	MIN
vs. SMU <sup>A</sup>	Did not play – Coach's Decision										
at Florida State <sup>A</sup>	Did not play – Coach's Decision										
vs. McNeese State <sup>A</sup>	0-0	0-0	0-0	1-0-1	0	0	0	0	0	0	1
CS-Northridge	0-1	0-0	0-0	1-0-1	2	0	0	0	0	0	3
at St. John's	Did not play – Coach's Decision										
Sacramento St.	0-0	0-0	0-0	0-0-0	0	0	0	0	0	0	1
UT-Arlington	1-3	0-0	2-2	1-1-2	0	4	1	1	0	0	5
Miami (Ohio)	0-0	0-0	0-0	0-0-0	0	0	0	0	0	0	2
at Evansville*	0-0	0-0	0-0	0-0-0	0	0	0	0	0	0	3
at Western Michigan	Did not play – Coach's Decision										
Lewis	1-4	0-0	2-2	2-0-2	0	4	0	0	0	0	7
at Illinois-Chicago	Did not play – Coach's Decision										
Southern Illinois*	0-0	0-0	0-0	1-0-1	1	0	1	0	0	0	2
at Creighton*	0-1	0-0	0-0	0-0-0	0	0	0	0	0	0	2
Indiana State*	1-2	0-0	2-2	0-0-0	0	4	0	1	0	1	14
Northern Iowa*	3-4	0-0	0-0	0-1-1	0	6	0	0	0	0	14
at Drake*	0-0	0-0	0-0	0-0-0	1	0	0	1	1	2	6
Missouri State*	0-0	0-0	0-0	0-0-0	0	0	0	0	0	1	2
Wichita State*	1-2	0-0	2-2	0-1-1	2	4	0	0	0	0	10
Drake*	0-2	0-0	0-0	0-0-0	0	0	0	0	0	0	9
at Bradley*	0-1	0-0	0-0	0-1-1	0	0	0	0	0	0	3
at Southern Illinois*	0-0	0-0	2-2	0-1-1	1	2	0	0	0	0	15
• Evansville*	0-2	0-0	2-2	0-1-1	1	2	1	3	0	1	22
• Bradley*	1-1	0-0	3-4	0-2-2	1	5	3	0	1	0	24
• at Missouri State*	1-2	0-0	1-2	0-4-4	3	3	2	0	0	0	24
• at Wichita State*	0-0	0-0	0-0	0-0-0	4	0	1	2	0	0	13
• at Indiana State*	1-2	0-0	2-2	1-1-2	0	4	0	2	0	1	17
• Ball State	0-2	0-0	2-4	0-2-2	0	2	0	1	1	3	15
Creighton*	Did not play – Coach's Decision										
at Northern Iowa*	Did not play – Coach's Decision										

<sup>A</sup> Games started  
<sup>\*</sup> Colonial Classic game  
<sup>\*</sup> Missouri Valley Conference game



## Brandon Holtz • 45

G • 6-4 • 185 • So.-1L • Bloomington, Ill. (Bloomington)

### CAREER BESTS:

Points – 12 vs. Southern Illinois, 1-28-06  
 Rebounds – 5, twice  
 Assists – 3, twice  
 Blocked Shots – 1, twice  
 Steals – 2, four times  
 Minutes – 25 vs. Southern Illinois, 1-28-06

### SEASON BESTS:

Points – 10 vs. Sacramento State, 11-29-06  
 Rebounds – 3 vs. Sacramento State, 11-29-06  
 Assists – 3 vs. Evansville, 1-30-07  
 Blocked Shots – 1 at Drake, 1-13-07  
 Steals – 2, twice  
 Minutes – 20 vs. Evansville, 1-30-07

### Last Time Out:

In three minutes of play, notched an assist and a personal foul.

### 2006-07/SOPHOMORE AT ILLINOIS STATE:

Tossed in a season-best 10 points on 4-for-7 shooting against Sacramento State (11/29) • Scored nine points, all from treys, against Cal State Northridge (11/20).

### 2006-07 GAME-BY-GAME STATISTICS:

Opponent	FG-A	3FG-A	FT-A	O-D-T	PF	TP	A	TO	BLK	S	MIN
vs. SMU <sup>A</sup>	Did not play – Coach's Decision										
at Florida State <sup>A</sup>	Did not play – Coach's Decision										
vs. McNeese State <sup>A</sup>	0-0	0-0	0-0	0-0-0	0	0	0	0	0	0	1
CS-Northridge	3-6	3-6	0-0	0-1-1	1	9	0	0	0	0	9
at St. John's	Did not play – Coach's Decision										
Sacramento St.	4-7	2-5	0-1	1-2-3	2	10	1	1	0	1	19
UT-Arlington	0-2	0-2	1-2	0-1-1	1	1	1	0	0	0	14
Miami (Ohio)	0-0	0-0	0-0	0-0-0	0	0	0	0	0	0	2
at Evansville*	0-3	0-3	0-0	0-2-2	0	0	1	0	0	0	8
at Western Michigan	Did not play – Coach's Decision										
Lewis	0-2	0-2	0-0	0-0-0	0	0	0	0	0	0	7
at Illinois-Chicago	Did not play – Coach's Decision										
Southern Illinois*	1-3	1-3	0-0	0-0-0	0	3	0	0	0	0	7
at Creighton*	0-1	0-1	0-0	0-0-0	1	0	0	1	0	1	6
Indiana State*	Did not play – Coach's Decision										
Northern Iowa*	1-3	1-2	0-0	0-1-1	1	3	0	4	0	2	18
at Drake*	2-6	1-3	0-0	0-0-0	2	5	0	1	1	2	13
Missouri State*	0-1	0-1	0-0	0-0-0	1	0	0	0	0	0	1
Wichita State*	Did not play – Coach's Decision										
Drake*	Did not play – Coach's Decision										
at Bradley*	1-2	1-2	0-0	0-0-0	0	3	2	2	0	0	6
at Southern Illinois*	Did not play – Coach's Decision										
Evansville*	2-6	1-3	1-1	1-1-2	2	6	3	0	0	0	20
Bradley*	Did not play – Coach's Decision										
at Missouri State*	1-3	1-3	0-0	0-1-1	1	3	0	0	0	1	12
at Wichita State*	0-1	0-1	0-0	0-0-0	2	0	1	0	0	1	11
at Indiana State*	0-1	0-1	0-0	0-0-0	2	0	0	1	0	0	8
Ball State	0-0	0-0	0-0	0-0-0	1	0	1	0	0	0	3

Creighton\*

at Northern Iowa\*

\* Games started

^ Colonial Classic game

\* Missouri Valley Conference game



## Dom Johnson • 10

G • 6-0 • 185 • Jr.-TR • Bell City, Mo. (Three Rivers CC)

### CAREER BESTS:

Points – 32 vs. Florida State, 11-13-06  
 Rebounds – 5, three times  
 Assists – 8 vs. Missouri State, 1-15-07  
 Blocked Shots – 1, five times  
 Steals – 3, three times  
 Minutes – 38, three times

### Last Time Out:

Tossed in five points and added three assists in 36 minutes of play.

### 2006-07/JUNIOR AT ILLINOIS STATE:

Recorded a career-best 32 points on 12-for-23 shooting at Florida State (11/13), including a 7-for-13 effort on threes • Poured in a game-high 15 points against SMU (11/12), powered by five 3-pointers • Named the Valley Newcomer of the Week (11/13) after his performance against SMU in the Colonial Classic.

### 2006-07 GAME-BY-GAME STATISTICS:

Opponent	FG-A	3FG-A	FT-A	O-D-T	PF	TP	A	TO	BLK	S	MIN
• vs. SMU <sup>A</sup>	5-12	5-11	0-0	1-0-1	1	15	1	1	1	0	35
• at Florida State <sup>A</sup>	12-23	7-15	1-1	0-1-1	1	32	4	3	1	3	37
• vs. McNeese State <sup>A</sup>	1-11	1-8	0-0	2-1-3	1	3	2	3	0	2	35
• CS-Northridge	5-9	4-7	2-2	1-4-5	2	16	1	4	0	2	27
• at St. John's	2-7	1-5	2-3	0-0-0	2	7	2	3	0	3	37
• Sacramento St.	2-5	0-2	4-4	0-2-2	1	8	4	3	1	2	34
• UT-Arlington	4-8	3-6	2-2	0-3-3	0	13	3	0	0	0	24
• Miami (Ohio)	3-9	3-8	0-0	0-2-2	3	9	3	1	0	3	34
• at Evansville*	4-10	3-7	0-0	0-1-1	1	11	1	0	0	1	32
• at Western Michigan	2-11	1-7	0-0	0-2-2	1	5	3	1	0	1	35
• Lewis	3-5	3-5	2-2	0-2-2	1	11	5	2	0	2	31
• at Illinois-Chicago	5-13	4-9	0-0	0-2-2	1	14	2	0	1	1	38
• Southern Illinois*	4-10	2-7	1-2	0-2-2	3	11	3	2	0	0	38
• at Creighton*	2-10	2-6	0-0	0-0-0	2	6	6	4	1	1	37
• Indiana State*	4-11	2-9	0-0	0-2-2	1	10	2	0	0	1	38
• Northern Iowa*	3-6	0-3	1-1	0-3-3	2	7	4	3	0	0	33
• at Drake*	1-6	1-5	1-2	2-0-2	3	4	5	3	0	0	32
• Missouri State*	3-4	2-3	0-1	1-1-2	2	8	8	5	0	1	38
• Wichita State*	1-4	0-2	0-0	1-4-5	0	2	2	5	0	0	29
• Drake*	0-4	0-2	0-0	1-4-5	1	0	6	2	0	1	32
• at Bradley*	1-5	1-3	0-0	0-0-0	1	3	3	1	0	0	29
at Southern Illinois*	1-2	0-0	0-0	0-1-1	1	2	1	5	0	1	20
Evansville*	Did not play – Coach's Decision										
Bradley*	5-10	4-9	0-2	0-3-3	4	14	1	2	0	0	29
at Missouri State*	1-4	1-3	0-0	0-0-0	3	3	2	1	0	2	21
at Wichita State*	0-1	0-1	0-1	0-1-1	0	0	6	1	0	1	25
• at Indiana State*	3-5	1-2	0-0	0-3-3	1	7	4	1	1	0	33
• Ball State	2-6	1-4	0-0	0-2-2	2	5	3	2	0	1	36

Creighton\*

at Northern Iowa\*

\* Games started

^ Colonial Classic game

\* Missouri Valley Conference game



## Julius Moor • 22

G • 6-3 • 185 • Jr.-TR • Kieler, Wis. (Kirkwood CC)

**CAREER BESTS:**  
 Points – 5 at Bradley, 1-24-07  
 Rebounds – 3 at Southern Illinois, 1-27-07  
 Assists – 1 at Indiana State, 2-14-07  
 Blocked Shots – 0  
 Steals – 2 at Indiana State, 2-14-07  
 Minutes – 7 vs. Wichita State, 1-18-07

**Last Time Out:**  
 Played five minutes and finished with a rebound, personal foul and a turnover.

**2006-07/JUNIOR AT ILLINOIS STATE:**

Tossed in his first field goal of his career and finished with a career-high five points at Bradley (1/24) • Saw his first game action in eight games against Wichita State (1/18) and scored his second point of the season, while logging a season-best seven minutes • Scored his first career point with a made free throw against Cal State Northridge (11/20).

**2006-07 GAME-BY-GAME STATISTICS:**

Opponent	FG-A	3FG-A	FT-A	O-D-T	PF	TP	A	TO	BLK	S	MIN
vs. SMU <sup>A</sup>	0-0	0-0	0-0	0-0-0	0	0	0	0	0	0	2
at Florida State <sup>A</sup>	Did not play – Coach's Decision										
vs. McNeese State <sup>A</sup>	0-0	0-0	0-0	0-1-1	0	0	0	2	0	0	3
CS-Northridge	0-0	0-0	1-2	0-0-0	0	1	0	0	0	0	3
at St. John's	Did not play – Coach's Decision										
Sacramento St.	0-0	0-0	0-0	0-0-0	0	0	0	0	0	0	1
UT-Arlington	0-0	0-0	0-0	0-0-0	1	0	0	2	0	1	6
Miami (Ohio)	0-1	0-0	0-0	0-0-0	0	0	0	0	0	0	2
at Evansville <sup>*</sup>	0-0	0-0	0-0	0-0-0	0	0	0	0	0	0	2
at Western Michigan	Did not play – Coach's Decision										
Lewis	0-0	0-0	0-0	0-0-0	0	0	0	0	0	0	3
at Illinois-Chicago	Did not play – Coach's Decision										
Southern Illinois <sup>*</sup>	Did not play – Coach's Decision										
at Creighton <sup>*</sup>	Did not play – Coach's Decision										
Indiana State <sup>*</sup>	Did not play – Coach's Decision										
Northern Iowa <sup>*</sup>	Did not play – Coach's Decision										
at Drake <sup>*</sup>	Did not play – Coach's Decision										
Missouri State <sup>*</sup>	Did not play – Coach's Decision										
Wichita State <sup>*</sup>	0-1	0-0	1-2	0-1-1	0	1	0	1	0	1	7
Drake <sup>*</sup>	0-1	0-0	0-0	0-0-0	0	0	0	0	0	0	4
at Bradley <sup>*</sup>	2-2	1-1	0-0	0-1-1	0	5	0	0	0	0	5
at Southern Illinois <sup>*</sup>	0-1	0-0	0-2	1-2-3	0	0	0	1	0	0	11
Evansville <sup>*</sup>	0-1	0-0	0-0	0-0-0	0	0	0	1	0	0	8
Bradley <sup>*</sup>	Did not play – Coach's Decision										
at Missouri State <sup>*</sup>	Did not play – Coach's Decision										
at Wichita State <sup>*</sup>	0-0	0-0	0-0	0-0-0	0	0	0	0	0	1	4
at Indiana State <sup>*</sup>	0-0	0-0	0-0	0-0-0	0	0	1	0	0	2	8
Ball State	0-0	0-0	0-0	0-1-1	1	0	0	1	0	0	5
Creighton <sup>*</sup>	Did not play – Coach's Decision										
at Northern Iowa <sup>*</sup>	Did not play – Coach's Decision										

<sup>\*</sup> Games started  
<sup>^</sup> Colonial Classic game  
<sup>\*</sup> Missouri Valley Conference game



## Dinma Odiakosa • 42

F • 6-8 • 240 • So.-1L • Akwukwu, Nigeria (St. Patrick's)

**CAREER BESTS:**  
 Points – 6 vs. Indiana State, 1-25-06  
 Rebounds – 10 vs. Indiana State, 1-25-06  
 Assists – 1, five times  
 Blocked Shots – 2 at Bradley, 2-1-06  
 Steals – 1, three times  
 Minutes – 20, twice

**Last Time Out:**  
 Did not play.

**SEASON BESTS:**  
 Points – 0  
 Rebounds – 0  
 Assists – 0  
 Blocked Shots – 0  
 Steals – 0  
 Minutes – 0

**2006-07/SOPHOMORE AT ILLINOIS STATE:**

Expected to redshirt this season • Recorded a pair of blocked shots and added four rebounds and two points in the exhibition game.

**2006-07 GAME-BY-GAME STATISTICS:**

Opponent	FG-A	3FG-A	FT-A	O-D-T	PF	TP	A	TO	BLK	S	MIN
vs. SMU <sup>A</sup>	Did not play – Coach's Decision										
at Florida State <sup>A</sup>	Did not play – Coach's Decision										
vs. McNeese State <sup>A</sup>	Did not play – Coach's Decision										
CS-Northridge	Did not play – Coach's Decision										
at St. John's	Did not play – Coach's Decision										
Sacramento St.	Did not play – Coach's Decision										
UT-Arlington	Did not play – Coach's Decision										
Miami (Ohio)	Did not play – Coach's Decision										
at Evansville <sup>*</sup>	Did not play – Coach's Decision										
at Western Michigan	Did not play – Coach's Decision										
Lewis	Did not play – Coach's Decision										
at Illinois-Chicago	Did not play – Coach's Decision										
Southern Illinois <sup>*</sup>	Did not play – Coach's Decision										
at Creighton <sup>*</sup>	Did not play – Coach's Decision										
Indiana State <sup>*</sup>	Did not play – Coach's Decision										
Northern Iowa <sup>*</sup>	Did not play – Coach's Decision										
at Drake <sup>*</sup>	Did not play – Coach's Decision										
Missouri State <sup>*</sup>	Did not play – Coach's Decision										
Wichita State <sup>*</sup>	Did not play – Coach's Decision										
Drake <sup>*</sup>	Did not play – Coach's Decision										
at Bradley <sup>*</sup>	Did not play – Coach's Decision										
at Southern Illinois <sup>*</sup>	Did not play – Coach's Decision										
Evansville <sup>*</sup>	Did not play – Coach's Decision										
Bradley <sup>*</sup>	Did not play – Coach's Decision										
at Missouri State <sup>*</sup>	Did not play – Coach's Decision										
at Wichita State <sup>*</sup>	Did not play – Coach's Decision										
at Indiana State <sup>*</sup>	Did not play – Coach's Decision										
Ball State	Did not play – Coach's Decision										
Creighton <sup>*</sup>	Did not play – Coach's Decision										
at Northern Iowa <sup>*</sup>	Did not play – Coach's Decision										

<sup>\*</sup> Games started  
<sup>^</sup> Colonial Classic game  
<sup>\*</sup> Missouri Valley Conference game



## Boo Richardson • 5

G • 5-8 • 160 • Jr.-TR • Kansas City, Kan. (Coffeyville CC)

### CAREER BESTS:

Points – 24 at Drake, 1-13-07  
 Rebounds – 7, twice  
 Assists – 11 vs. Lewis, 12-19-06  
 Blocked Shots – 0  
 Steals – 2, six times  
 Minutes – 39, twice

### Last Time Out:

Dished out nine assists, his highest total in 14 games, and added four points.

### 2006-07/JUNIOR AT ILLINOIS STATE:

Poured in a career-high 24 points on 8-for-13 shooting, including 6-of-9 on treys, at Drake (1/13) • Notched his first career double-double with 20 points and 11 assists against Lewis (12/19) • Named the Valley Newcomer of the Week on Nov. 27, Dec. 26 and Jan. 15 • Has 13 double-figure scoring games on the season • Scored 23 points in the win over McNeese State (11/14), while also adding seven assists.

### 2006-07 GAME-BY-GAME STATISTICS:

Opponent	FG-A	3FG-A	FT-A	O-D-T	PF	TP	A	TO	BLK	S	MIN
• vs. SMU <sup>^</sup>	4-13	0-4	2-2	1-1-2	3	10	4	6	0	1	38
• at Florida State <sup>^</sup>	1-6	0-0	2-2	1-1-2	4	4	4	6	0	0	34
• vs. McNeese State <sup>^</sup>	8-12	3-5	4-5	1-2-3	1	23	7	2	0	1	36
• CS-Northridge	4-7	1-3	6-7	1-1-2	2	15	8	5	0	0	30
• at St. John's	5-10	3-8	5-6	1-2-3	3	18	4	5	0	1	31
• Sacramento St.	4-8	2-2	2-3	0-3-3	3	12	8	5	0	1	27
• UT-Arlington	2-3	1-2	2-4	0-1-1	1	7	7	5	0	2	31
• Miami (Ohio)	4-9	1-2	4-7	0-4-4	1	13	4	5	0	1	35
at Evansville*	0-11	0-5	2-3	0-1-1	1	2	2	5	0	2	35
• at Western Michigan	1-9	1-7	3-4	1-1-2	2	6	6	1	0	1	39
• Lewis	8-11	3-5	1-4	0-4-4	1	20	11	2	0	1	32
• at Illinois-Chicago	4-9	1-5	8-11	0-7-7	3	17	7	5	0	1	37
• Southern Illinois*	0-5	0-2	0-0	0-0-0	5	0	3	6	0	2	27
• at Creighton*	2-9	1-3	2-2	1-2-3	1	7	9	1	0	1	38
• Indiana State*	0-10	0-4	1-2	2-3-5	3	1	6	3	0	1	35
• Northern Iowa*	2-8	0-4	0-0	0-4-4	2	4	4	1	0	2	38
• at Drake*	8-13	6-9	2-2	0-2-2	5	24	3	4	0	1	39
• Missouri State*	4-12	1-3	0-0	1-1-2	2	9	5	3	0	2	36
• Wichita State*	3-7	1-2	2-4	1-2-3	4	9	5	2	0	1	28
• Drake*	5-12	1-3	5-6	1-2-3	2	16	6	1	0	1	36
• at Bradley*	2-4	1-3	0-0	0-5-5	3	5	0	5	0	1	29
• at Southern Illinois*	0-2	0-0	0-0	1-0-1	5	0	5	2	0	0	23
• Evansville*	4-8	2-5	1-1	1-1-2	3	11	5	5	0	2	31
• Bradley*	5-9	2-6	0-1	0-7-7	2	12	1	2	0	0	36
• at Missouri State*	4-10	0-3	4-5	0-3-3	3	12	4	3	0	2	35
• at Wichita State*	3-5	1-1	0-0	0-0-0	0	7	3	2	0	0	33
• at Indiana State*	2-4	1-3	1-2	0-2-2	2	6	5	3	0	0	30
• Ball State	2-8	0-1	0-0	1-2-3	2	4	9	4	0	0	35

Creighton\*

at Northern Iowa\*

\* Games started

<sup>^</sup> Colonial Classic game

\* Missouri Valley Conference game



## Anthony Slack • 4

F • 6-7 • 210 • Jr.-TR • New Orleans, La. (Coffeyville CC)

### CAREER BESTS:

Points – 22 vs. Lewis, 12-19-06  
 Rebounds – 12 vs. SMU, 11-12-06  
 Assists – 2, four times  
 Blocked Shots – 3, four times  
 Steals – 5 vs. Cal State Northridge, 11-20-06  
 Minutes – 33 vs. Miami (Ohio), 12-5-06

### Last Time Out:

Finished one rebound shy of a double-double with 10 points and nine boards in 23 minutes.

### 2006-07/JUNIOR AT ILLINOIS STATE:

Scored in double figures 14 times this season, including three straight • Named the Valley Newcomer of the Week on Jan. 22 and Feb. 17 • Tossed in a career-best 22 points against Lewis (12/19) in only 17 minutes • Collected his second double-double of the season with 15 points and 10 boards against Miami (Ohio) (12/5) • Posted his first career double-double with 21 points and 10 rebounds against Sacramento State (11/29) • Notched his first career double-digit scoring game in his home debut with 12 points against Cal State Northridge (11/20) • Also added five steals versus CSUN • Collected a game-high 12 rebounds against SMU.

### 2006-07 GAME-BY-GAME STATISTICS:

Opponent	FG-A	3FG-A	FT-A	O-D-T	PF	TP	A	TO	BLK	S	MIN
• vs. SMU <sup>^</sup>	4-7	1-2	0-2	3-9-12	4	9	0	3	2	2	25
• at Florida State <sup>^</sup>	4-5	0-1	0-0	0-5-5	2	8	2	5	0	1	26
• vs. McNeese State <sup>^</sup>	3-5	0-1	1-2	4-4-8	4	7	0	1	3	1	23
• CS-Northridge	5-11	0-1	2-5	2-5-7	1	12	1	3	1	5	28
• at St. John's	3-7	0-1	4-7	1-6-7	2	10	1	1	1	0	29
• Sacramento St.	9-10	0-0	3-4	2-8-10	3	21	1	3	3	1	27
• UT-Arlington	4-8	0-0	2-2	2-1-3	2	10	2	3	3	3	26
• Miami (Ohio)	4-9	0-1	7-10	2-8-10	2	15	2	3	2	4	33
• at Evansville*	2-7	0-0	0-0	2-4-6	4	4	0	2	0	1	18
• at Western Michigan	4-5	0-0	1-2	1-1-2	5	9	0	0	2	0	22
• Lewis	8-9	0-0	6-7	2-2-4	5	22	1	0	0	2	17
at Illinois-Chicago	1-4	0-0	1-2	3-5-8	1	3	0	4	0	3	26
Southern Illinois*	3-5	1-1	2-4	3-7-10	2	9	1	0	0	0	23
• at Creighton*	5-7	0-1	2-4	3-0-3	2	12	0	1	0	1	27
• Indiana State*	2-5	0-0	2-3	2-6-8	5	6	0	2	0	0	20
Northern Iowa*	1-3	0-0	2-2	0-1-1	0	4	0	2	0	0	10
at Drake*	6-7	0-0	0-2	5-2-7	4	12	1	0	2	1	23
Missouri State*	2-2	0-0	2-3	1-2-3	5	6	1	1	0	2	21
Wichita State*	4-6	0-0	6-7	1-3-4	2	14	1	2	1	0	18
Drake*	5-6	0-0	4-6	2-3-5	2	14	0	2	2	0	21
at Bradley*	2-3	0-0	4-6	3-1-4	2	8	1	3	0	3	23
at Southern Illinois*	3-4	0-0	3-4	1-3-4	5	9	2	5	1	2	24
Evansville*	4-8	0-0	6-9	3-6-9	2	14	1	2	0	3	26
Bradley*	1-3	0-0	2-5	1-2-3	3	4	0	3	0	0	16
at Missouri State*	0-3	0-0	1-4	1-1-2	5	1	0	2	1	2	18
at Wichita State*	5-10	0-0	3-4	2-1-3	3	13	1	3	1	1	18
at Indiana State*	6-10	0-0	0-1	2-2-4	2	12	0	1	3	2	29
Ball State	4-6	0-0	2-5	5-4-9	2	10	0	3	1	1	23

Creighton\*

at Northern Iowa\*

\* Games started

<sup>^</sup> Colonial Classic game

\* Missouri Valley Conference game





# Mike Vandello • 31

F • 6-7 • 220 • So.-1L • Bettendorf, Iowa (Bettendorf)

**CAREER BESTS:**

Points – 11 vs. Indiana State, 1-25-06  
 Rebounds – 8 vs. Sacramento State, 11-29-06  
 Assists – 5 vs. UW-Green Bay, 12-3-05  
 Blocked Shots – 1, five times  
 Steals – 3 vs. Evansville, 1-16-06  
 Minutes – 31 vs. Georgia Southern, 12-10-05

**SEASON BESTS:**

Points – 8 vs. Sacramento State, 11-29-06  
 Rebounds – 8 vs. Sacramento State, 11-29-06  
 Assists – 4 vs. Sacramento State, 11-29-06  
 Blocked Shots – 1 at Wichita State, 2-11-07  
 Steals – 1, five times  
 Minutes – 23 vs. Sacramento State, 11-29-06

**Last Time Out:**  
 Played one minute and posted a personal foul and a turnover.

**2006-07/SOPHOMORE AT ILLINOIS STATE:**

After scoring a combined one point in the previous nine games, busted out for seven points on 2-for-2 shooting against Wichita State (1/18) • Did not play against Miami (Ohio) due to a shoulder injury • Collected a career best eight rebounds against Sacramento State (11/29), also added eight points and four assists • Shot 2-for-9 (.222) in the Colonial Classic in Tallahassee, Fla.

**2006-07 GAME-BY-GAME STATISTICS:**

Opponent	FG-A	3FG-A	FT-A	O-D-T	PF	TP	A	TO	BLK	S	MIN
vs. SMU <sup>A</sup>	1-5	0-0	2-2	2-0-2	0	4	0	2	0	1	18
at Florida State <sup>A</sup>	0-1	0-1	0-1	0-3-3	4	0	0	2	0	1	19
vs. McNeese State <sup>A</sup>	1-3	0-0	0-0	2-2-4	4	2	1	2	0	0	19
CS-Northridge	1-2	0-0	2-2	2-1-3	2	4	0	2	0	1	12
at St. John's	0-0	0-0	0-0	1-0-1	1	0	2	2	0	1	13
Sacramento St.	4-7	0-0	0-0	3-5-8	1	8	4	1	0	0	23
UT-Arlington	0-1	0-0	0-0	0-0-0	2	0	0	2	0	0	6
Miami (Ohio)	Did not play – Injury										
at Evansville*	1-1	0-0	2-2	2-1-3	2	4	1	2	0	1	12
at Western Michigan	0-1	0-0	0-0	0-2-2	1	0	0	0	0	0	11
Lewis	0-2	0-0	0-0	3-2-5	2	0	0	0	0	1	13
at Illinois-Chicago	Did not play – Coach's Decision										
Southern Illinois*	0-0	0-0	0-0	0-0-0	0	0	0	0	0	0	4
at Creighton*	0-0	0-0	0-0	0-0-0	1	0	0	0	0	0	2
Indiana State*	0-0	0-0	0-0	0-0-0	0	0	0	1	0	0	4
Northern Iowa*	0-2	0-1	1-2	1-2-3	4	1	0	1	0	0	15
at Drake*	0-1	0-0	0-0	0-0-0	0	0	0	1	0	0	6
Missouri State*	Did not play – Coach's Decision										
Wichita State*	2-2	0-0	3-4	2-3-5	0	7	0	0	0	0	12
Drake*	1-3	1-1	0-0	1-3-4	1	3	0	2	0	0	6
at Bradley*	1-2	0-0	1-2	0-2-2	2	3	0	1	0	0	11
at Southern Illinois*	1-1	0-0	0-0	0-0-0	1	2	0	0	0	0	6
Evansville*	1-1	0-0	0-0	0-0-0	0	2	0	0	0	0	3
Bradley*	0-2	0-0	0-0	0-0-0	1	0	0	0	0	0	6
at Missouri State*	0-0	0-0	1-2	0-0-0	1	1	0	2	0	0	4
at Wichita State*	0-0	0-0	0-0	0-1-1	4	0	0	3	1	0	10
at Indiana State*	Did not play – Coach's Decision										
Ball State	0-0	0-0	0-0	0-0-0	1	0	0	1	0	0	1
Creighton*											
at Northern Iowa*											

<sup>A</sup> Games started  
<sup>\*</sup> Colonial Classic game  
<sup>\*</sup> Missouri Valley Conference game





















### GAME 27

#### Redbirds Hold On at Indiana State, Snap Skid

TERRE HAUTE, Ind. – Illinois State's Greg Dilligard, Levi Dyer and Anthony Slack combined for 40 points to lead the Redbirds to a 68-53 win over Indiana State at the Hulman Center Wednesday night to snap an 18-game Missouri Valley Conference road losing streak.

The Sycamores used an 11-0 run to cut the lead to 45-40 with 12:22 left in the game, but Dyer's turnaround jumper in the lane ended the spurt and a near-six minute scoring drought for the Redbirds. With back-to-back baskets by Dilligard, including an offensive rebound dunk, Illinois State regained control with its own 10-0 run to take a 57-42 advantage with 5:54 left.

Cole Holmstrom buried two straight three-point field goals to open the game and give Indiana State an early 6-0 lead, but Osiris Eldridge's first basket at the 12:18 mark gave the Redbirds their first lead at 14-12. Eldridge's basket was part of a 15-2 Illinois State run which included eight points by Slack. A Bobby Hill lay up at the 1:40 mark in the half, gave Illinois State a 32-17 advantage, but Indiana State scored the final five points of the period and trailed 32-22 at the intermission.

ILLINOIS STATE 68, Indiana State 53  
February 14, 2007 • Hulman Center

ILLINOIS STATE	Min.	FG-A	3FG-A	FT-A	O-REB	A	PF	TP
Hill, f	17	1-2	0-0	2-2	1-2	0	0	4
Dilligard, f	29	6-6	0-0	0-0	8-10	2	1	12
Dyer, c	24	6-14	4-6	2-3	1-3	1	2	18
Richardson, g	30	2-4	1-3	1-2	0-2	5	2	6
Johnson, g	33	3-5	1-2	0-0	0-3	4	1	7
Eldridge	22	4-9	1-3	0-1	2-3	2	1	9
Slack	29	6-10	0-0	0-1	2-4	0	2	12
Moor	8	0-0	0-0	0-0	0-0	1	0	0
Holtz	8	0-1	0-1	0-0	0-0	0	2	0
<b>Totals</b>	<b>200</b>	<b>28-51</b>	<b>7-15</b>	<b>5-9</b>	<b>15-33</b>	<b>15</b>	<b>11</b>	<b>68</b>

Team Pct.: FG – .549; FT – .556

Blocks: 4 (Johnson 1, Slack 3)

Turnovers: 12 (Hill 2, Dilligard 2, Dyer 2, Richardson 3, Johnson 1, Slack 1, Holtz 1)

Steals: 6 (Hill 1, Eldridge 1, Slack 2, Moor 2)

Indiana State	Min.	FG-A	3FG-A	FT-A	O-REB	A	PF	TP
Arnold, f	31	4-7	2-4	1-1	2-4	0	2	11
Wells, f	2	0-0	0-0	0-0	0-0	0	0	0
Wurtz, c	31	3-10	1-4	2-2	2-6	1	3	9
Moore, g	39	3-9	0-2	0-0	0-0	6	0	6
Holmstrom, g	27	4-8	3-4	0-0	0-1	1	2	11
Trudeau	18	2-3	0-1	0-0	0-0	2	2	4
Marshall	15	0-0	0-0	0-2	0-0	2	0	0
Stinson	13	0-1	0-0	2-2	1-1	0	0	2
McCoy	6	0-1	0-0	1-2	1-2	0	0	1
Yelovich	19	3-8	1-1	2-2	2-5	0	2	9
<b>Totals</b>	<b>200</b>	<b>19-47</b>	<b>7-16</b>	<b>8-11</b>	<b>11-22</b>	<b>12</b>	<b>11</b>	<b>53</b>

Team Pct.: FG – .404; FT – .727

Blocks: 0

Turnovers: 14 (Wurtz 2, Moore 5, Trudeau 2, Marshall 1, McCoy 1, Yelovich 2, Team 1)

Steals: 4 (Arnold 1, Wurtz 2, Holmstrom 1)

Officials: Paul Janssen, Kyle Ingram, Gene Grimshaw

Attendance: 3,004

Halftime Score: ILLINOIS STATE 32, Indiana State 22

### GAME 28

#### Dyer's Career-High 29 Points; Birds Down Ball State

NORMAL, Ill. – Junior Levi Dyer scored 19 points in the first half, highlighted by a perfect 4-for-4 from beyond the arc as the Illinois State men's basketball team defeated Ball State, 70-57, in a 2007 O'Reilly ESPNU BracketBusters game Saturday afternoon at Doug Collins Court at Redbird Arena. Dyer finished with a game and career-high 29 points on 11-for-13 shooting.

Dyer began the first half continuing his recent streak of hot shooting, hitting three of his first four shots to score the Redbirds' first eight points. The Redbirds were able to take an early 13-8 advantage after Dyer hit a jumper with 10:35 left in the half. However, both teams struggled to put points on the board, as ISU and BSU were both held scoreless for nearly four minutes, until a jumper in the lane by Ball State's Anthony Newell ended the drought with 7:19 remaining.

Dyer then hit two consecutive shots to spark a 15-5 run, highlighted by a dunk in traffic from Greg Dilligard, who was fouled on the play. Dilligard was able to complete the three point play, putting the Redbirds ahead 28-17 with 1:58 left. The Cardinals closed out the half on a 6-3 run, cutting the Redbirds' lead to 31-23 at intermission.

After Ball State opened the second half hitting two consecutive shots, the 'Birds went on a 10-3 run, putting the Redbirds ahead 44-32 with 13:32 left after junior Anthony Slack threw down a rim-rattling dunk on an alley-oop from teammate Boo Richardson. The Cardinals regrouped by going on 17-6 scoring run, cutting the Redbird lead to one at 50-49 after Cook nailed a three pointer with 7:05 remaining in the game. However, the Redbirds built their lead back up to 10 when junior Dom Johnson hit a leaping jumper from the baseline at the 3:17 mark to cap off a 9-0 run.

The 'Birds never looked back, as Eldridge nailed five free throws in the final minute to secure the win.

ILLINOIS STATE 70, Ball State 57  
February 17, 2007 • Doug Collins Court at Redbird Arena

Ball State	Min.	FG-A	3FG-A	FT-A	O-REB	A	PF	TP
Newell, f	36	5-13	1-3	2-4	2-5	1	4	13
Rollin, c	27	3-7	0-0	0-1	5-9	3	4	6
Cook, g	36	5-11	3-7	3-3	2-2	0	3	16
Stovall, g	36	6-14	3-7	3-4	2-2	7	3	18
Redden, g	24	1-4	0-0	0-1	2-7	0	4	2
Lamplsey	3	0-0	0-0	0-0	0-0	0	0	0
Horton	2	0-0	0-0	0-0	0-0	0	1	0
Ames	0+	0-0	0-0	0-0	0-0	0	0	0
Peyton	22	1-1	0-0	0-0	0-1	0	5	2
Perryman	14	0-5	0-2	0-0	0-1	1	0	0
<b>Totals</b>	<b>200</b>	<b>21-55</b>	<b>7-19</b>	<b>8-13</b>	<b>14-29</b>	<b>12</b>	<b>24</b>	<b>57</b>

Team Pct.: FG – .382; FT – .615

Blocks: 3 (Rollin 2, Cook 1)

Turnovers: 13 (Newell 2, Rollin 2, Cook 1, Stovall 3, Redden 2, Peyton 1, Perryman 2)

Steals: 9 (Newell 1, Rollin 1, Cook 1, Stovall 3, Redden 1, Peyton 1, Perryman 1)

ILLINOIS STATE	Min.	FG-A	3FG-A	FT-A	O-REB	A	PF	TP
Hill, f	15	0-2	0-0	2-4	0-2	0	0	2
Dilligard, f	25	3-4	0-0	4-6	2-7	2	4	10
Dyer, c	32	11-13	4-4	3-4	2-5	1	2	29
Richardson, g	35	2-8	0-1	0-0	1-3	9	2	4
Johnson, g	36	2-6	1-4	0-0	0-2	3	2	5
Eldridge	25	2-7	1-3	5-6	0-4	3	2	10
Slack	23	4-6	0-0	2-5	5-9	0	2	10
Moor	5	0-0	0-0	0-0	0-1	0	0	1
Vandello	1	0-0	0-0	0-0	0-0	0	1	0
Holtz	3	0-0	0-0	0-0	0-0	1	1	0
<b>Totals</b>	<b>200</b>	<b>24-46</b>	<b>6-12</b>	<b>16-25</b>	<b>12-35</b>	<b>19</b>	<b>17</b>	<b>70</b>

Team Pct.: FG – .522; FT – .640

Blocks: 2 (Hill 1, Slack 1)

Turnovers: 14 (Hill 1, Dilligard 1, Richardson 4, Johnson 2, Eldridge 1, Slack 3, Moor 1, Vandello 1)

Steals: 6 (Hill 3, Dilligard 1, Johnson 1, Slack 1)

Officials: Tim Hutchinson, Bart Wegenke, Bert Wegenke

Attendance: 4,050

Halftime Score: ILLINOIS STATE 31, Ball State 23