



GAME 17

Illinois State Redbirds (9-7, 1-4)

at

Drake Bulldogs (9-7, 0-5)

January 13, 2007 • 3:05 p.m. CT

Drake Knapp Center (7,002) • Des Moines, Iowa

ILLINOIS STATE BASKETBALL

N12 vs. SMU*	L	55-57
N13 at Florida State*	L	59-73
N14 vs. McNeese State*	W	67-50
N20 CAL STATE NORTHRIDGE	W	66-44
N25 at St. John's	W	78-65
N29 SACRAMENTO STATE	W	86-69
D2 UT-ARLINGTON	W	86-61
D5 MIAMI (OHIO)	W	64-40
D9 at Evansville*	L	41-69
D16 at Western Michigan	L	57-65
D19 LEWIS	W	85-66
D23 at Illinois-Chicago	W	77-69
D29 SOUTHERN ILLINOIS*	L	49-68
J1 at Creighton*	L	71-79
J6 INDIANA STATE* (Valley-TV)	L	50-54
J9 NORTHERN IOWA*	W	67-64 (ot)
J13 at Drake* (Mediacom)		3:05 pm
J15 MISSOURI STATE* (Mediacom)		7:05 pm
J18 WICHITA STATE* (NOW 22)		7:05 pm
J21 DRAKE*		2:05 pm
J24 at Bradley* (WEEK-TV)		7:35 pm
J27 at Southern Illinois*		2:05 pm
J30 EVANSVILLE*		7:05 pm
F3 BRADLEY* (WMBD-TV)		7:05 pm
F6 at Missouri State* (ESPNU)		8:05 pm
F11 at Wichita State*		2:05 pm
F14 at Indiana State* (WTWO-TV)		7:05 pm
F17 ESPN BRACKETBUSTERS		TBA
F20 CREIGHTON*		7:05 pm
F24 at Northern Iowa*		TBA
M1-4 at State Farm Missouri Valley Conference Tournament (St. Louis, Mo.)		

• Colonial Classic (Tallahassee, Fla.)

* Missouri Valley Conference game

Home games in CAPS; Times listed as Central

RADIO COVERAGE

Redbird Radio Network

▶ Dick Luedke, play-by-play

▶ Mike Matthews, color analyst

▶ Bruce Evans, sideline

▶ L.A. Decker, studio host

Flagship: WJBC(1230 AM, Bloomington)

Affiliates: WBIG (AM 1280/Aurora), WJEZ (FM 98.9/Dwight), and WFMB (AM 1450/Springfield)

TV COVERAGE

Mediacom (Channel 22 in Des Moines, Iowa)

▶ BJ Schaben, play-by-play

▶ Al Lorenzen, color analyst

THE STARTERS

Illinois State Redbirds ▶ ▶ ▶



0
Osiris Eldridge
▶ Guard
Fr.-HS • 6-3 • 190
Chicago, Ill.
PPG RPG APG
8.7 3.4 0.9



5
Boo Richardson
▶ Guard
Jr.-TR • 5-8 • 160
Kansas City, Kan.
PPG RPG APG
9.9 2.9 5.9



10
Dom Johnson
▶ Guard
Jr.-TR • 6-0 • 185
Bell City, Mo.
PPG RPG APG
11.1 1.9 2.9



32
Levi Dyer
▶ Center
Jr.-2L • 6-11 • 220
Eaton, Colo.
PPG RPG BPG
7.4 3.0 0.5



50
Greg Dilligard
▶ Forward
Sr.-3L • 6-8 • 230
Labelle, Mo.
PPG RPG BPG
9.0 6.2 1.1

Drake Bulldogs ▶ ▶ ▶

F 31 Jonathan Cox	6-8	230	So.	Barrington, Ill.	ppg	rpg	apg
F 32 Ajay Calvin	6-5	213	Sr.	Detroit, Mich.	6.9	4.1	0.4*
G 3 Al Stewart	5-10	165	Sr.	Chicago, Ill.	17.1	6.8	0.9
G 10 Nick Grant	6-3	200	Sr.	Annandale, Va.	5.9	3.6	5.1
G 20 Josh Young	6-1	170	Fr.	Lawton, Okla.	11.0	3.4	1.5
					9.8	1.8	1.9

* blocked shots per game

STORYLINES

- ▶ The Redbirds enter today's game coming off a 67-64 overtime win over Northern Iowa. The victory was the first Valley win for ISU at the expense of the league's final unbeaten conference team. Drake is also looking for its first league win and has lost five straight games, all against Valley opponents.
- ▶ A victory today would give Illinois State head coach Porter Moser the 100th victory of his head coaching career.
- ▶ Illinois State is looking for its first back-to-back Valley victories since winning at Drake and at home against Bradley in February 2005.
- ▶ The Redbirds own a 7-7 record against Drake at the Knapp Center, but the Bulldogs have won six of the last seven at the multi-purpose facility.
- ▶ The Bulldogs are looking to avoid starting the conference season with an 0-6 record for the first time since 1997-98.

SERIES HISTORY

- ▶ Series Record – Illinois State leads the series 42-21.
- ▶ First Meeting – Drake won the first meeting 99-90 on Jan. 2, 1974 in Des Moines, Iowa.
- ▶ Last Meeting – The Redbirds defeated Drake 58-56 in overtime at Redbird Arena last season on Feb. 14.
- ▶ Current Streak – ISU won the last game and has won four of the last five meetings.

THE COACHES

- ▶ Porter Moser (Creighton '90) is in his seventh season as a college coach and his fourth season at Illinois State. He owns a 99-92 (.518) career mark, including a 45-58 (.437) record with the Redbirds. Prior to guiding ISU, Moser served three seasons at Arkansas-Little Rock. Moser is assisted by Chris Jans, Daniyal Robinson and Brian Barone.
- ▶ Dr. Tom Davis (UW-Platteville) is in his fourth season coaching at Drake, his fifth head coaching position. Davis owns a 46-58 (.442) record with the Bulldogs, while boasting a 590-347 (.630) record during his 32-year coaching career. Prior to DU, Davis coached at Lafayette, Boston College, Stanford and Iowa. He is assisted by Keno Davis, Chris Davis and Justin Ohl.

Todd Kober, Assistant AD/Media Relations
gtkober@ilstu.edu
GoRedbirds.com

o: 309.438.3805
c: 309.310.7112
f: 309.438.5634

THE TALE OF THE TAPE

DU

W-L Record	9-7	9-7
Points Scored	66.1	76.1
Points Allowed	62.1	72.5
Scoring Margin	+4.1	+3.6
FG Percentage	42.7	45.6
Def. FG Percentage	43.4	46.9
Average FG Attempts/Game	55.9	57.4
3-pt. Percentage	33.2	30.4
Def. 3-pt. Percentage	35.2	37.4
Avg. 3FG Attempts/Game	23.6	18.7
Percentage of shots from three	42.1	32.5
FT Percentage	64.8	71.0
Average FT Attempts/Game	16.3	25.4
Offensive Rebounds	11.6	15.4
Total Rebounds	32.9	38.1
Rebounding Margin	-0.7	+8.4
Assists	15.4	16.1
Turnover Average	15.7	14.4
Turnover Margin	+3.7	+1.1
Steal Average	8.0	8.9
Block Average	3.1	2.1
Fouls	17.9	17.5

WEEKLY MEDIA CONFERENCE

The weekly media conference starts at 1 p.m. and is located in the Redbird Arena media room, which is just off the Southwest loading dock.

- ▶ Wednesday, January 17
- ▶ Tuesday, January 23
- ▶ Wednesday, January 31
- ▶ Thursday, February 8
- ▶ Thursday, February 15
- ▶ Wednesday, February 21
- ▶ Monday, February 26

VALLEY TELECONFERENCE

Teleconferences with The Valley head coaches will be conducted each Tuesday, beginning on Dec. 12 and continuing through Feb. 27. The conferences begin at 10 a.m., CT. To participate in the conference calls, call 913.981.5509.

- ▶ 10:05 Jim Les, Bradley
- ▶ 10:10 Dana Altman, Creighton
- ▶ 10:15 Tom Davis, Drake
- ▶ 10:20 Steve Merfeld, Evansville
- ▶ 10:25 Porter Moser, Illinois State
- ▶ 10:30 Royce Waltman, Indiana State
- ▶ 10:35 Barry Hinson, Missouri State
- ▶ 10:40 Ben Jacobson, Northern Iowa
- ▶ 10:45 Chris Lowery, Southern Illinois
- ▶ 10:50 Mark Turgeon, Wichita State

ABOUT THE DRAKE BULLDOGS

- ▶ Drake is located in Des Moines, Iowa, and has an enrollment of 5,366. The Bulldogs are members of the Missouri Valley Conference.
- ▶ The Bulldogs return 11 lettermen, including four starters, from a team which finished with a 12-19 overall record and 5-13 in the Valley, which tied for seventh in the league.
- ▶ Senior Ajay Calvin leads the Bulldogs in both scoring (17.1 ppg.) and rebounding (6.8 rpg.).
- ▶ Drake has only lost two home games this season, both to Valley schools located in the state of Illinois (Southern Illinois and Bradley).
- ▶ The Bulldogs lead the conference in offensive rebounding by nearly four offensive caroms per game. Drake is posting 15.38 offensive boards per contest this season.

DRAKE NUMERICAL ROSTER

No.	Name	Pos.	Ht.	Wt.	Yr.	Hometown
00	Armel Traore dit Nignan	F/C	6-6	235	Jr.	Ouagadougou, Burkina Faso
2	Chris Stewart	G	6-1	180	Jr.	Metlakatla, Alaska
3	Al Stewart	G	5-10	165	Sr.	Chicago, Ill.
4	Brent Heemskerck	F	6-7	225	Jr.	Grand Rapids, Mich.
5	Leonard Houston	G	6-1	175	Jr.	Holland, Mich.
10	Nick Grant	G	6-3	200	Sr.	Annandale, Va.
11	Jacob Baryenbruch	G	6-0	170	So.	Spring Green, Wis.
15	Adam Emmenecker	G	6-1	180	Jr.	Saginaw, Mich.
20	Josh Young	G	6-1	170	Fr.	Lawton, Okla.
22	Bill Eaddy	F	6-5	215	Fr.	Ypsilanti, Mich.
24	Klayton Korver	F	6-5	210	Jr.	Pella, Iowa
31	Jonathan Cox	F	6-8	230	So.	Barrington, Ill.
32	Ajay Calvin	F	6-5	213	Sr.	Detroit, Mich.
35	Cody Ruess	G	6-1	815	So.	Iowa City, Iowa
44	Aliou Keita	C	6-7	260	Sr.	Dakar, Senegal

Head Coach: Dr. Tom Davis

Assistant Coach: Keno Davis, Chris Davis, Justin Ohl

AND THEN THERE WERE NONE

Entering Tuesday night's game at Redbird Arena, Northern Iowa was the last of the unbeaten in Missouri Valley Conference play. However, a 67-64 overtime victory by the Redbirds changed everything and knocked the Panthers into a three-way tie for first with Creighton, Missouri State and Indiana State.

DYERMAKER

Since entering the starting lineup five games ago, junior Levi Dyer has been making the most of his opportunities. During the five-game span, Dyer has posted double-figure scoring in each outing, including a career-best 20 points against Northern Iowa. He is also averaging 12.8 points per game, while shooting 10-for-25 (40 percent) on threes.

THE CENTURY CLUB

Head coach Porter Moser enters today's game against Drake sitting on 99 career coaching wins. A Redbird victory today would give Moser 100 victories in his career against 92 losses. The seventh-year head coach has collected 45 wins at Illinois State and 54 at Arkansas-Little Rock.

DILLY FOR THE BLOCK

With three more blocked shots, senior Greg Dilligard will become Illinois State's career leader in blocked shots. He enters today's game with 141 career swats and is only the fifth player in Redbird history to post 100 or more blocked shots in a career. He currently has 17 blocks on the season.

A POWER BOOSTER

Illinois State entered Tuesday night's game against Northern Iowa with a 128 Rating Power Index (RPI), according to RPIRatings.com. After the 67-64 overtime win over the conference leader, ISU's RPI improved to 99.

FRESHMAN PHENOM

Not only did freshman Osiris Eldridge tie the school record at Creighton for made three pointers with eight, but he also poured in a career-high 28 points in the process. His 28 tallies marked the third highest single-game point total by a Redbird freshman in school history. By doing so, he joined a pretty elite group of ISU scorers – Bubbles Hawkins (30 points at Jacksonville, 2-16-73), Roger Powell (30 points vs. Morehead State, 1-8-73), Billy Lewis (28 points at West Virginia, 3-1-75) and Tarise Bryson (28 points vs. Southern Mississippi, 11-28-98 and vs. Wisconsin, 12-5-98).

2006-07 SCHEDULE

Date	Opponent	Score/Time
N17	vs. SE Missouri State ^A	W, 78-51
N18	vs. Utah State ^A	L, 74-92
N19	vs. Troy ^A	L, 75-80
N25	WALDORF	W, 104-51
D3	at Iowa State	W, 80-78
D8	TROY [%]	W, 102-90
D9	GEORGIA SOUTHERN [%]	W, 87-75
D12	UC IRVINE	W, 76-73
D16	IOWA	W, 75-59
D22	vs. Toledo ^{&}	W, 70-52
D23	vs. Jackson State ^{&}	W, 71-70
D18	at Evansville [*]	L, 57-78
D30	at Indiana State [*]	L, 73-84
J4	SOUTHERN ILLINOIS [*]	L, 54-59
J6	BRADLEY [*]	L, 86-89
J9	at Creighton [*]	L, 56-79
J13	ILLINOIS STATE [*]	Today
J15	at Southern Illinois [*]	7:05 p.m.
J18	INDIANA STATE [*]	7:05 p.m.
J21	at Illinois State [*]	2:05 p.m.
J24	at Wichita State [*]	7:05 p.m.
J27	NORTHERN IOWA [*]	7:05 p.m.
J31	MISSOURI STATE [*]	7:05 p.m.
F3	CREIGHTON [*]	6:35 p.m.
F8	at Northern Iowa [*]	7:05 p.m.
F10	at Bradley [*]	2:05 p.m.
F14	WICHITA STATE [*]	7:05 p.m.
F17	ESPN BRACKETBUSTERS	TBA
F21	EVANSVILLE [*]	7:05 p.m.
F24	at Missouri State [*]	7:35 p.m.
M1-4	at State Farm MVC Tournament	

^A - Top of World Classic (Fairbanks, Alaska)
[%] - Drake Regency Challenge (Des Moines, Iowa)
[&] - Sun Bowl Tournament (El Paso, Texas)
^{*} - Missouri Valley Conference game
 HOME GAMES IN CAPS. All times CENTRAL.

LAST TIME THEY MET

ILLINOIS STATE 58, Drake 56 OT
February 14, 2006 • Redbird Arena

Drake	Min.	FG-A	FT-A	O-REB	A	PF	TP
Brooks, f	31	4-10	0-0	2-2	3	1	8
Cox, f	29	2-10	2-2	5-8	0	1	7
Keita, c	12	1-1	0-0	2-5	1	1	2
Stewart, g	34	1-8	3-4	0-3	4	2	5
Grant, g	26	2-5	4-7	4-7	0	1	8
Bryant	20	4-9	2-2	1-2	0	1	13
Heemskerck	28	2-7	3-4	3-7	0	3	7
Houston	10	1-2	0-0	0-0	0	1	2
Baryenbruch	9	1-1	1-2	0-1	0	1	4
Emmenecker	3	0-1	0-0	0-0	0	0	0
Tracy	3	0-0	0-0	0-1	1	0	0
Calvin	20	0-3	0-0	0-2	0	0	0
Totals	225	18-57	15-21	18-41	9	12	56

Team Pct.: FG – .316; FT – .714

3-Pt.: 5-15, .333 (Brooks 0-1, Cox 1-3, Stewart 0-1, Bryant 3-8, Heemskerck 0-1, Baryenbruch 1-1)

Blocks: 4 (Cox 1, Keita 1, Heemskerck 2)

Turnovers: 14 (Keita 2, Stewart 4, Grant 2, Bryant 1, Heemskerck 1, Houston 1, Baryenbruch 1, Emmenecker 1, Tracy 1)

Steals: 12 (Brooks 1, Stewart 9, Bryant 1, Heemskerck 1)

ILLINOIS ST.	Min.	FG-A	FT-A	O-REB	A	PF	TP
Plank, f	38	4-11	0-2	4-10	1	2	8
Dilligard, f	37	2-5	1-4	4-8	2	2	5
Dyer, c	35	4-6	0-0	1-6	4	2	11
Fortes, g	37	8-13	0-0	0-0	0	3	22
K. Ford, g	22	0-2	1-2	0-0	2	3	1
Vandello	18	0-1	1-2	2-3	3	1	1
D. Ford	32	3-12	2-3	1-6	5	2	10
Holtz	6	0-1	0-0	0-0	1	0	0
Totals	225	21-51	5-13	12-35	18	15	58

Team Pct.: FG – .412; FT – .385

3-Pt.: 11-25, .440 (Plank 0-3, Dyer 3-5, Fortes 6-10, K. Ford 0-1, D. Ford 2-5, Holtz 0-1)

Blocks: 7 (Dilligard 4, Dyer 1, D. Ford 2)

Turnovers: 17 (Plank 4, Dilligard 4, Dyer 1, Fortes 4, K. Ford 3, D. Ford 1)

Steals: 8 (Dilligard 1, Dyer 1, Fortes 3, K. Ford 2, Vandello 1)

Officials: J.D. Collins, Frank Spencer, Don Daily

Attendance: 4,326

Halftime Score: ILLINOIS STATE 29, Drake 28

2006-07 VALLEY PRESEASON POLL

1. Creighton (29)	386
2. Southern Illinois (9)	354
3. Wichita State (2)	325
4. Missouri State	289
5. Northern Iowa	223
6. Evansville	163
7. Drake	150
8. Bradley	136
9. Illinois State	125
10. Indiana State	48

OZONE

His college career started slowly, Osiris Eldridge began shooting 1-for-22 from the field. However, since then Eldridge has been in the zone. Eldridge is shooting 47.5 percent, or 48-for-101, since his first 22 collegiate shots. He also started his career with a 1-for-13 effort on three-pointers, but since has been shooting 47.2 percent (25-for-53).

CHAIRMAN OF THE OFFENSIVE BOARDS

Offensive rebounds have only been an official stat for a little more than 15 years, but during that time no one at Illinois State has been better at hitting the offensive glass than Greg Dilligard. During his career, Dilligard has registered 225 offensive caroms and is only the fourth player at ISU to collect 200 or more offensive boards. Dilligard is joined by Rico Hill (211), Dan Muller (205) and LeRoy Watkins (205).

DYER FOR TWO?

Junior center Levi Dyer has been working hard on his post play and it shows. Entering this season, Dyer had made 14 two-point baskets in his Redbird career. Already this season, Dyer has made 25 baskets inside the arc. He has also continued to shoot from three and ranks tied for third on the team with 17 made three-pointers.

MINUTES ARE UPHILL

Freshman Bobby Hill logged 26 combined minutes over the first 14 games of the season. However in the last two contests, Hill has proven to be a defensive spark and doubled his playing time with a total of 28 minutes. Hill has been instrumental in holding opponents to 36.6 percent shooting in the last two games, including 29.3 percent on threes.

THE MINUTEMEN

Both Dom Johnson and Boo Richardson enter today's game averaging 34 minutes per game and rank second and third, respectively, among the conference leaders in minutes played. Only Indiana State's Gabe Moore has played more minutes per game than this Redbird duo. Johnson has totaled 545 minutes on the year, while Richardson has played 543.

KEPT OFFLINE

The Redbirds have the fewest free throw attempts in the Valley this season. ISU has only attempted 262 free throws on the year and is averaging 16.3 charity tosses per game.

216 GAMES WITH A TREY

ISU enters today's game at Drake with at least one made three in 216 straight games. The last time ISU didn't sink a trey was an 82-43 loss at Creighton on Dec. 12, 1999.

BOO'S CLUES

Chances are if you want to see how the Redbirds did, just look at Boo Richardson's stat line. In the nine wins, Richardson is averaging a team-high 14.3 points per game, while dishing out 60 assists or 6.7 per game. He is also shooting 53.2 percent from the field and 41.7 percent on threes. In the seven losses, Richardson is averaging 4.3 points per game, 4.9 assists per contest, shooting 12.7 percent and eight percent on threes.

DILLY DOUBLES DOWN, AGAIN

Senior Greg Dilligard entered the season with three career double-doubles. Through 16 games, Dilligard already has three this season. Dilligard has posted double-digit points and rebounds against St. John's, Sacramento State and Miami (Ohio) this year.

THREE-BALLIN'

Through 16 games, 42.1 percent of ISU's field goal attempts have come from beyond the 3-point arc. The 'Birds are averaging 23.6 three-point tries per game. Against Texas-Arlington on Dec. 2, the Redbirds set a Redbird Arena record with 14 made treys, which was also the second most in ISU history. The Redbirds are on pace to shoot 732 threes on the season, which would top the school record of 615 set in 1995-96. ISU is also on pace to finish the season with 242 made treys, which would claim the school standard and top the current mark of 220 set during the 1997-98 season.

DISHING THE ROCK

Junior point guard Boo Richardson enters tonight's game averaging 5.9 assists per game this season, which is the highest average by a Redbird since Jamar Smiley dropped 6.4 assists per game during the 1997-98 season. Richardson has 94 assists on the season and is on pace to finish the regular season with 183, which would be No. 8 all-time.

2006-07 VALLEY RANKINGS
Through January 10 (All Games)

TEAM		
Scoring Offense.....	9th.....	66.1
Scoring Defense.....	4th.....	62.1
Scoring Margin.....	7th.....	+4.1
Free Throw Pct.....	10th.....	64.8
Field Goal Pct.....	9th.....	42.7
FG Pct. Defense.....	8th.....	43.4
3-Point FG Pct.....	8th.....	33.2
3-Point FG Pct. Def.....	7th.....	35.2
Rebounding Offense.....	7th.....	32.9
Rebounding Defense.....	7th.....	33.6
Rebounding Margin.....	8th.....	-0.7
Blocked Shots.....	3rd.....	3.13
Assists.....	5th.....	15.38
Steals.....	4th.....	8.00
Turnover Margin.....	2nd.....	+3.69
Assist/Turnover Ratio.....	8th.....	0.98
Offensive Rebounds.....	2nd.....	11.56
Defensive Rebounds.....	8th.....	21.38
3-Point Field Goals Made.....	3rd.....	7.81
REBOUNDING		
Anthony Slack.....	7th.....	6.5
Greg Dilligard.....	9th.....	6.2
FIELD GOAL PERCENTAGE		
Greg Dilligard.....	4th.....	60.6
Anthony Slack.....	6th.....	57.9
ASSISTS		
Boo Richardson.....	2nd.....	5.88
STEALS		
Anthony Slack.....	17th.....	1.50
Dom Johnson.....	19th.....	1.38
3-POINT FIELD GOAL MADE		
Dom Johnson.....	5th.....	2.56
BLOCKED SHOTS		
Anthony Slack.....	18th.....	1.06
Greg Dilligard.....	18th.....	1.06
OFFENSIVE REBOUNDS		
Greg Dilligard.....	2nd.....	2.88
Anthony Slack.....	10th.....	2.00
DEFENSIVE REBOUNDS		
Anthony Slack.....	6th.....	4.50
MINUTES PLAYED		
Dom Johnson.....	2nd.....	34.06
Boo Richardson.....	3rd.....	33.94

BOARDING CALL

For the first time since 1986-87 season, the Redbirds have two players averaging six rebounds or more per game on the season. Both Anthony Slack (6.5 rpg.) and Greg Dilligard (6.2 rpg.) are among the conference leaders in rebounding, becoming the first Redbird tandem since Derrick Sanders (8.1 rpg.) and Tony Holifield (6.0) to achieve that feat.

THIRTY SOMETHING

Junior guard Dom Johnson became the first Redbird to score 30 or more points in a game since Trey Guidry tossed in 30 at Creighton on Jan. 22, 2005. Johnson torched Florida State for 32 points on 12-for-23 shooting. It was the most points by a Redbird since Tarise Bryson scored 38 in the 2001 National Invitational Tournament game at Purdue.

TAKING THE 'NORM' OUT OF NORMAL

After finishing the 2005-06 season with a 9-19 record, the 'Birds were in the midst of an aberration. The campaign marked only the sixth losing season in ISU's 35 years of being a Division I program.

GONE IN 60 POINTS

The 60-point plateau continues to be a viable measuring stick for the Redbirds' success. Under head coach Porter Moser, the Redbirds own a 39-16 (.709) record when they score 60 points or more. When ISU scores less than 60, the Redbirds' record falls to 6-41 (.128).

MATCHBOX 20

If the Illinois State box scores from the 2005-06 season were compared to the box scores from this season – one thing in particular jumps out. In 28 games last season, the Redbirds had a 20-point scorer three times. Greg Dilligard did it once and Roberto Fortes reached 20 points twice. This season, the Redbirds have had players score 20 or more points in a game eight times. Boo Richardson and Anthony Slack have each done it twice, while Dilligard, Dom Johnson, Osiris Eldridge and Levi Dyer have all accomplished it once.

THAT 70's SHOW

Under Porter Moser, ISU has limited its foes to 70 points or fewer in 72 of its 103 games (69.9 percent). There is also some significance when the 'Birds reach 70 points. When ISU scores 70 or more, the 'Birds are 25-5 (.833) under Moser.

POINT-N-SHOOT

It's not just the points either; shooting percentage is also a key factor for ISU in terms of wins and losses. When ISU shoots better than its opponent, the 'Birds are 40-11 (.784) over the last four seasons. When the Redbirds shoot worse, ISU is 5-46 (.098).

INSTANT IMPACT

Through 16 games, the six Redbird newcomers have made immediate impacts. The newest Redbirds have accounted for 62 percent of ISU's scoring, 46.3 percent of the rebounding and 68.3 percent of the assists this season.

JUCO ALL-AMERICA U.

Dominatrix Johnson and Keith "Boo" Richardson became the second and third junior college all-Americans respectively, to sign with ISU since Porter Moser's arrival. Richardson claimed first-team honors, while Johnson was a third team selection. The duo joins Lorenzo Gordon, who went on to earn Valley Newcomer of the Year honors in 2005.

SEAD ADDED

Sead Odzic (SEE-add ODD-zik) transferred to Illinois State from Southern California following the fall semester. Odzic, a 6-foot-3, 192-pound guard, is a native of Skokie, Ill., and played prep basketball at Niles West. He will have to serve a year of residency and will not be eligible to compete in a game for the Redbirds until the completion of the Fall 2007 semester. At USC last season, Odzic averaged 3.2 points and 1.2 rebounds per game. Prior to USC, Odzic averaged 20 points, five rebounds and four assists during his senior season at Niles West.

RUBIN SIGNS

During the early signing period, head coach Porter Moser added his first to the 2007-08 recruiting class. Point guard Alex Rubin from Armstrong High School in Plymouth, Minn., signed his national letter of intent to continue his education and basketball career at ISU. At 6-foot-1, 185-pounds, Rubin led the Falcons to a 19-10 overall record, before falling in the sectional finals. A two-time all-Classic Lake Conference selection, Rubin averaged 14.5 points and 4.8 assists per game as a junior. In 2006, he was named to the all-metro defensive second team and was an honorable mention all-state selection. To date this season, Rubin is averaging 19.5 points per contest through the first six games, while Armstrong owns an 9-3 record.



CHART CLIMBERS

Career Blocked Shots Leaders

1. LeRoy Watkins - 1995-99143
2. Greg Dilligard - 2003-06141

Career Blocked Shots Average

1. Greg Dilligard (103 games) - 2003-061.37
2. Jeff Wilkins (81 games) - 1974-771.27
3. Joe Galvin (107 games) - 1976-801.23
4. Mike VandeGarde (112 games) - 1990-941.20
5. LeRoy Watkins (120 games) - 1995-991.19

Career Games Started

1. Dan Muller - 1994-98128
3. Gregg Alexander - 2001-05112
4. Hank Cornley - 1980-84110
5. Richard Thomas - 1989-93109
6. LeRoy Watkins - 1995-99107
7. Greg Dilligard - 2003-0694

CAREER GAMES/STARTS

No.	Player	GP	GS
50	Greg Dilligard	103	94
1	Roberto Fortes	38	16
10	Dom Johnson	16	16
5	Boo Richardson	16	16
4	Anthony Slack	16	13
32	Levi Dyer	52	13
31	Michael Vandello	42	9
42	Dinma Odiakosa	18	9
45	Brandon Holtz	36	7
0	Osiris Eldridge	16	3
51	Ronnie Carlwell	74	2
24	Bobby Hill	11	0
22	Julius Moor	8	0

2006-07 ILLINOIS STATE RESULTS

RECORD:	OVERALL	HOME	AWAY	NEUTRAL
ALL GAMES	9-7	6-2	2-4	1-1
CONFERENCE	1-4	1-2	0-2	0-0
NON-CONFERENCE	8-3	5-0	2-2	1-1

DATE	TIME	OPPONENT	SCORE	ATTEND	HIGH POINTS	HIGH REBOUNDS
11-12-06	5:00 pm	vs SMU	55-57 L	6807	(15)Johnson,Dominitrix	(12)Slack,Anthony
11-13-06	7:30 pm	at Florida State	59-73 L	6897	(32)Johnson,Dominitrix	(5)Slack,Anthony
11-14-06	5:00 pm	vs McNeese State	W 67-50	6780	(23)Richardson,Boo	(8)Slack,Anthony
11-20-06	7:05 pm	CAL STATE NORTHRIDGE	W 66-44	4699	(16)Johnson,Dominitrix	(7)Slack,Anthony
11-25-06	7:30 pm	at St. John's	W 78-65	4038	(18)Richardson,Boo	(11)Dilligard,Greg
11-29-06	7:05 pm	SACRAMENTO STATE	W 86-69	5417	(21)Slack,Anthony	(10)Slack,Anthony
12-02-06	7:05 pm	TEXAS ARLINGTON	W 86-61	5941	(17)Dyer,Levi	(4)Dyer,Levi
12-05-06	7:05 pm	MIAMI (OHIO)	W 64-40	5735	(15)Slack,Anthony	(10)Slack,Anthony
12-09-06	2:05 p.m.	* at Evansville	41-69 L	5806	(11)Johnson,Dominitrix	(9)Dilligard,Greg
12-16-06	2 p.m.	at Western Michigan	57-65 L	3091	(15)Fortes,Roberto	(7)Dilligard,Greg
12-19-06	7:05 p.m.	LEWIS	W 85-66	3691	(22)Slack,Anthony	(5)Vandello,Mike
12-23-06	2:00 PM	at UIC Flames	W 77-69	4827	(19)ELDRIDGE, Osiris	(8)SLACK, Anthony
12-29-06	6:05 p.m.	* SOUTHERN ILLINOIS	49-68 L	6429	(11)Johnson,Dominitrix	(10)Slack,Anthony
01-01-07	3:05 pm	* at Creighton	71-79 L	14869	(28)Eldridge,Osiris	(3)Slack,Anthony
01-06-07	7:07 p.m.	* INDIANA STATE	50-54 L	4543	(11)Dyer,Levi	(3)Eldridge,Osiris
01-09-07	7:05 p.m.	* NORTHERN IOWA	WOT 67-64	3585	(20)Dyer,Levi	(10)Dilligard,Greg

* = Conference game

ATTENDANCE SUMMARY	GAMES	TOTALS	AVG/GAME
HOME	8	40040	5005
AWAY	6	39528	6588
NEUTRAL	2	13587	6794
TOTAL	16	93155	5822

2006-07 VALLEY STANDINGS

	VALLEY			OVERALL		
	W	L	PCT	W	L	PCT
1. Missouri State	4	1	.800	13	3	.813
Northern Iowa	4	1	.800	13	3	.813
Indiana State	4	1	.800	11	4	.733
Creighton	4	1	.800	10	5	.667
5. Southern Illinois	3	2	.600	12	4	.750
6. Bradley	3	3	.500	12	6	.667
7. Evansville	2	4	.333	9	8	.529
8. Wichita State	1	4	.200	10	6	.625
Illinois State	1	4	.200	9	7	.563
10. Drake	0	5	.000	9	7	.563

**Through January 10*

PRONOUNCIATIONS

Greg Dilligard	DILL-a-guard
Levi Dyer	LEE-vye
Osiris Eldridge	oh-SY-ris
Roberto Fortes	FORE-tez
Dominitrix Johnson	dom-me-NEE-trix
Porter Moser	MO-zur
Dinma Odiakosa	DEEN-muh oh-DEE-oh-kosa
Mike Vandello	van-DUH-low

2006-07 ILLINOIS STATE NUMERICAL ROSTER

No.	Name	Pos.	Ht.	Wt.	Cl.-Ex.	Hometown (previous schools)
0	Osiris Eldridge	G	6-3	190	Fr.-HS	Chicago, Ill. (Phillips Academy)
1	Roberto Fortes	G	6-4	195	Sr.-1L	Fort Wayne, Ind. (North Side/Daytona Beach CC)
4	Anthony Slack	F	6-7	210	Jr.-TR	New Orleans, La. (John F. Kennedy/Coffeyville CC)
5	Keith "Boo" Richardson	G	5-8	160	Jr.-TR	Kansas City, Kan. (Wyandotte/Coffeyville CC)
10	Dominitrix Johnson	G	6-0	185	Jr.-TR	Bell City, Mo. (Bell City/Three Rivers CC)
22	Julius Moor	G	6-3	185	Jr.-TR	Kieler, Wis. (Cuba City/Kirkwood CC)
24	Bobby Hill	F	6-6	210	Fr.-HS	New Orleans, La. (Vashon)
31	Mike Vandello	F	6-7	220	So.-1L	Bettendorf, Iowa (Bettendorf)
32	Levi Dyer	C	6-11	220	Jr.-2L	Eaton, Colo. (Eaton)
42	Dinma Odiakosa	F	6-8	240	So.-1L	Akwukwu, Nigeria (St. Patrick's Model School)
45	Brandon Holtz	G	6-4	185	So.-1L	Bloomington, Ill. (Bloomington)
50	Greg Dilligard	F	6-8	230	Sr.-3L	Labelle, Mo. (Highland)
51	Ronnie Carlwell	C	6-11	258	Sr.-2L	Maywood, Ill. (Proviso East)

Head Coach: Porter Moser
 Assistant Coaches: Chris Jans, Daniyal Robinson, Brian Barone
 Director of Basketball Operations: John Marczak

2006-07 ILLINOIS STATE STATISTICS

##	Player	GP	GS	Min	Avg	TOTAL			3-PTS			REBOUNDS				PF	FO	A	TO	Blk	Stl	Pts	Avg			
						FG	FGA	Pct	3FG	FGA	Pct	FT	FTA	Pct	Off									Def	Tot	Avg
10	Johnson,Dominatrix	16	16	545	34.1	61	160	.381	41	115	.357	15	17	.882	4	27	31	1.9	23	0	46	30	5	22	178	11.1
	Conference-Only...	5	5	178	35.6	17	47	.362	9	32	.281	2	3	.667	0	8	8	1.6	9	0	16	9	1	3	45	9.0
04	Slack,Anthony	16	13	380	23.8	62	107	.579	2	9	.222	35	56	.625	32	72	104	6.5	44	3	11	33	17	24	161	10.1
	Conference-Only...	5	3	98	19.6	13	27	.481	1	2	.500	8	13	.615	10	18	28	5.6	13	1	1	7	0	2	35	7.0
05	Richardson,Boo	16	16	543	33.9	49	140	.350	17	61	.279	44	62	.710	9	37	46	2.9	36	1	94	63	0	18	159	9.9
	Conference-Only...	5	5	173	34.6	4	43	.093	1	18	.056	5	7	.714	3	10	13	2.6	12	1	24	16	0	8	14	2.8
50	Dilligard,Greg	16	14	409	25.6	66	109	.606	0	0	.000	12	36	.333	46	53	99	6.2	54	0	29	27	17	10	144	9.0
	Conference-Only...	5	3	122	24.4	14	28	.500	0	0	.000	2	9	.222	12	21	33	6.6	17	0	4	10	3	2	30	6.0
00	Eldridge,Osiris	16	3	323	20.2	49	123	.398	26	66	.394	15	21	.714	20	34	54	3.4	20	0	15	22	1	19	139	8.7
	Conference-Only...	5	3	141	28.2	27	60	.450	15	33	.455	5	6	.833	11	15	26	5.2	9	0	4	7	1	10	74	14.8
32	Dyer,Levi	16	5	260	16.3	42	97	.433	17	47	.362	18	25	.720	11	37	48	3.0	34	1	8	17	8	11	119	7.4
	Conference-Only...	5	4	117	23.4	19	44	.432	8	20	.400	10	16	.625	7	17	24	4.8	13	1	2	5	3	3	56	11.2
01	Fortes,Roberto	15	13	349	23.3	28	82	.341	15	53	.283	14	18	.778	7	27	34	2.3	30	0	28	26	0	12	85	5.7
	Conference-Only...	4	2	57	14.3	1	9	.111	1	7	.143	0	0	.000	2	3	5	1.3	9	0	4	3	0	0	3	0.8
45	Holtz,Brandon	10	0	91	9.1	9	27	.333	7	24	.292	1	3	.333	1	7	8	0.8	6	0	3	6	0	4	26	2.6
	Conference-Only...	4	0	39	9.8	2	10	.200	2	9	.222	0	0	.000	0	3	3	0.8	2	0	1	5	0	3	6	1.5
31	Vandello,Mike	14	0	171	12.2	8	25	.320	0	2	.000	7	9	.778	16	18	34	2.4	24	0	8	17	0	6	23	1.6
	Conference-Only...	5	0	37	7.4	1	3	.333	0	1	.000	3	4	.750	3	3	6	1.2	7	0	1	4	0	1	5	1.0
24	Hill,Bobby	11	0	54	4.9	6	15	.400	0	0	.000	6	6	1.000	6	2	8	0.7	3	0	2	2	0	1	18	1.6
	Conference-Only...	5	0	35	7.0	4	7	.571	0	0	.000	2	2	1.000	1	1	2	0.4	1	0	1	1	0	1	10	2.0
51	Carlwell,Ronnie	15	0	78	5.2	2	9	.222	0	0	.000	1	6	.167	3	13	16	1.1	11	0	2	4	2	0	5	0.3
	Conference-Only...	4	0	26	6.5	0	1	.000	0	0	.000	0	0	.000	2	2	4	1.0	1	0	1	2	1	0	0	0.0
22	Moor,Julius	8	0	22	2.8	0	1	.000	0	0	.000	1	2	.500	0	1	1	0.1	1	0	0	4	0	1	1	0.1
	Conference-Only...	1	0	2	2.0	0	0	.000	0	0	.000	0	0	.000	0	0	0	0.0	0	0	0	0	0	0	0	0.0
TM	TEAM.....														30	14	44	2.8								
	Conference-Only...														8	6	14	2.8								
	<i>Total.....</i>	<i>16</i>				<i>382</i>	<i>895</i>	<i>.427</i>	<i>125</i>	<i>377</i>	<i>.332</i>	<i>169</i>	<i>261</i>	<i>.648</i>	<i>185</i>	<i>342</i>	<i>527</i>	<i>32.9</i>	<i>286</i>	<i>5</i>	<i>246</i>	<i>251</i>	<i>50</i>	<i>128</i>	<i>1058</i>	<i>66.1</i>
	<i>Conference-Only...</i>	<i>5</i>				<i>102</i>	<i>279</i>	<i>.366</i>	<i>37</i>	<i>122</i>	<i>.303</i>	<i>37</i>	<i>60</i>	<i>.617</i>	<i>59</i>	<i>107</i>	<i>166</i>	<i>33.2</i>	<i>93</i>	<i>3</i>	<i>59</i>	<i>69</i>	<i>9</i>	<i>33</i>	<i>278</i>	<i>55.6</i>
	<i>Opponents.....</i>	<i>16</i>				<i>354</i>	<i>815</i>	<i>.434</i>	<i>86</i>	<i>244</i>	<i>.352</i>	<i>199</i>	<i>283</i>	<i>.703</i>	<i>156</i>	<i>382</i>	<i>538</i>	<i>33.6</i>	<i>281</i>	<i>4</i>	<i>201</i>	<i>310</i>	<i>53</i>	<i>117</i>	<i>993</i>	<i>62.1</i>
	<i>Conference-Only...</i>	<i>5</i>				<i>114</i>	<i>240</i>	<i>.475</i>	<i>32</i>	<i>84</i>	<i>.381</i>	<i>74</i>	<i>105</i>	<i>.705</i>	<i>39</i>	<i>132</i>	<i>171</i>	<i>34.2</i>	<i>72</i>	<i>0</i>	<i>70</i>	<i>71</i>	<i>16</i>	<i>33</i>	<i>334</i>	<i>66.8</i>

SCORE BY PERIODS:	1st	2nd	OT	Total
Illinois State	489	561	8	1058
Opponents	449	539	5	993

DEADBALL REBOUNDS:	OFF	DEF	TOTAL
Illinois State	31	6	37
Opponents	41	7	48



BENCH SCORING (ISU-OPP)

vs. SMU	11-8
at Florida State	2-19
vs. McNeese State	7-2
Cal State Northridge	15-24
at St. John's	13-27
Sacramento State	23-10
UT-Arlington	37-29
Miami (Ohio)	14-4
at Evansville*	15-23
at Western Michigan	13-24
Lewis	16-13
at Illinois-Chicago	22-30
Southern Illinois*	22-6
at Creighton*	5-15
Indiana State*	13-18
Northern Iowa*	14-21
at Drake*	
Missouri State*	
Wichita State*	
Drake*	
at Bradley*	
at Southern Illinois*	
Evansville*	
Bradley*	
at Missouri State*	
at Wichita State*	
at Indiana State*	
BracketBusters	
Creighton*	
at Northern Iowa*	
Total	242-273

THE LAST TIME IT HAPPENED

INDIVIDUAL

- A player scored 40 points ...
ILLINOIS ST.Tarise Bryson (41) at C. Michigan, 12-3-00
OpponentAnthony Roberts (48), Oral Roberts, 1-6-75
- A player scored 30 points ...
ILLINOIS ST.Dom Johnson (32) at Florida State, 11-13-06
OpponentJermaine Boyette (31), Weber State, 11-16-01
- A player grabbed 20 rebounds ...
ILLINOIS ST.Ron deVries (24) vs. Pacific, 1-19-74
OpponentAnthony Bonner (21), Saint Louis, 2-6-90
- A player grabbed 15 rebounds ...
ILLINOIS ST.Baboucar Bojang (15) vs. UNI, 1-30-02
OpponentRandal Falke (17), Southern Illinois, 12-29-06
- A player had a double-double ...
ILLINOIS ST.Boo Richardson (20p, 11a) vs. Lewis, 12-19-06
OpponentRandal Falke (10p, 17r), Southern Illinois, 12-29-06
- A player made five 3-pointers ...
ILLINOIS ST.Osiris Eldridge (8-11) at Creighton, 1-1-07
OpponentTony Young (5-10), Southern Illinois, 1-28-06
- A player made 10 free throws ...
ILLINOIS ST.Lorenzo Gordon (10-14) vs. St. John's, 12-4-04
OpponentBrandon Dagens (11-11), Lewis, 12-19-06
- A player had 15 free throw attempts ...
ILLINOIS ST.Tarise Bryson (12-15) at Purdue, 3-14-01
OpponentIke Ofoegbu (12-17), SMU, 11-12-06
- A player had 10 assists ...
ILLINOIS ST.Boo Richardson (11) vs. Lewis, 12-19-06
OpponentMartell Bailey (12), Illinois-Chicago, 12-13-03
- A player had five steals ...
ILLINOIS ST.Anthony Slack (5) vs. Cal State Northridge, 11-20-06
OpponentHaron Hargrave (8), Sacramento State, 11-29-06
- A player blocked five shots ...
ILLINOIS ST.Greg Dilligard (5) at Wichita State, 2-25-06
OpponentPatrick O'Bryant (5), Bradley, 2-1-06

TEAM

- A team scored 100 points ...
ILLINOIS ST.vs. Southern Illinois (105), 1-10-98
OpponentOklahoma (112), 12-28-90
- A team made 35 field goals ...
ILLINOIS ST.vs. Bellarmine (35-71), 12-2-03
OpponentUT-San Antonio (35-65), 12-17-00
- A team had 75 field goal attempts ...
ILLINOIS ST.vs. Lewis (31-78), 12-2-92
OpponentAkron (27-80), 11-20-98
- A team shot 50 percent from the field ...
ILLINOIS ST.vs. Lewis (.534, 31-58), 12-19-06
OpponentCreighton (.643, 27-42), 1-1-07
- A team made 10 3-point field goals ...
ILLINOIS ST.at Creighton (12-26), 1-1-07
OpponentIllinois-Chicago (11-22), 12-23-06
- A team had 25 3-point field goal attempts ...
ILLINOIS ST.at Creighton (12-26), 1-1-07
OpponentEvansville (6-25), 1-16-06
- A team shot 50 percent on 3-pointers ...
ILLINOIS ST.vs. UT-Arlington (.519, 14-27), 12-2-06
Opponentat Illinois-Chicago (.500, 11-22), 12-23-06
- A team made 30 free throws ...
ILLINOIS ST.vs. Florida A&M (38-48), 11-23-03
OpponentIndiana State (33-43), 12-22-05
- A team had 25 assists ...
ILLINOIS ST.vs. UT-Arlington (25), 12-2-06
OpponentEvansville (26), 2-11-04
- A team had 15 steals ...
ILLINOIS ST.vs. Bellarmine (16), 12-2-03
OpponentSacramento State (15), 11-29-06
- A team had 10 blocked shots ...
ILLINOIS ST.vs. Evansville (10), 1-17-79
OpponentNorthern Illinois (11), 11-26-03

ILLINOIS STATE'S 2006-07 RECORD WHEN

	2006-07	Under Moser
Overall	9-7	45-58
Missouri Valley Conference	1-4	17-42
Playing Nationally Ranked Teams	0-0	0-3
Leading at the Half	7-0	35-9
Trailing at the Half	1-7	9-44
Tied at the Half	1-0	1-5
Leading with 5:00 to Play	8-0	38-2
Trailing with 5:00 to Play	0-7	5-55
Tied with 5:00 to Play	1-0	2-1
In Overtime	1-0	4-2
ISU out-rebounds opponent	6-2	28-15
Opponents out-rebound ISU	2-5	14-38
ISU has 15 or fewer Turnovers	3-4	26-34
ISU has fewer Turnovers than opponents	7-6	24-16
ISU shoots 50 Percent or Better	3-0	16-9
ISU shoots 40 Percent or Better	9-2	41-25
Opponents shoot less than 40%	2-2	19-7
Opponents shoot 40% or Better	5-5	24-51
ISU shoots better than Opponent	8-1	40-11
Opponent shoots better than ISU	1-6	5-46
ISU has more FG Attempts	6-6	14-33
Opponent has more FG Attempts	3-0	30-16
ISU Shoots better than 35% on 3's	4-1	30-19
ISU Attempts more 3's	7-7	23-40
Opponents Attempt more 3's	2-0	20-11
ISU has more FT Attempts	6-0	34-8
Opponent has more FT Attempts	2-7	8-48
ISU Scores 100 or More	0-0	0-0
ISU Scores 90 or More	0-0	0-0
ISU Scores 80 or More	3-0	10-1
ISU Scores 70 or More	4-1	24-5

	2006-07	Under Moser
ISU Scores 60 or More	7-1	37-16
ISU Scores less than 60	0-6	6-41
Opponent Scores 100 or More	0-0	0-0
Opponent Scores 90 or More	0-0	0-0
Opponent Scores 80 or More	0-0	0-3
Opponent Scores 70 or More	0-2	4-22
Opponent Scores 60 or More	6-3	24-42
Opponent Scores less than 60	3-2	21-13
In Games Decided by 5 or less	1-2	11-13
In Games Decided by 6-10 Points	1-2	10-15
In Games Decided by 11-20 Points	4-2	15-26
In Games Decided by 21+ Points	3-1	9-4
Day Games	1-3	14-15
Night Games	8-4	31-43
Home Court	6-2	32-19
Away Games	2-4	8-35
Neutral Games	1-1	4-4
When ISU Scores First	4-1	21-13
When ISU Wins Tip	3-3	20-17
In November	4-2	12-7
In December	4-3	15-10
In January	1-2	10-19
In February	0-0	6-19
In March	0-0	2-3
On Sunday	0-1	3-5
On Monday	1-2	4-6
On Tuesday	4-0	13-3
On Wednesday	1-0	4-13
On Thursday	0-0	2-5
On Friday	0-1	1-1
On Saturday	3-3	18-24

2006-07 ILLINOIS STATE TEAM HIGHS & LOWS

	HIGHS	LOWS
POINTS	86 vs. Sacramento State (11-29-06)	41 at Evansville (12-9-06)
	86 vs. UT-Arlington (12-2-06)	
FIELD GOALS MADE	34 vs. Sacramento State (11-29-06)	14 at Evansville (12-9-06)
FIELD GOAL ATTEMPTS	60 vs. McNeese State (11-14-06)	49 vs. Miami (12-5-06)
	60 at Illinois-Chicago (12-23-06)	
FIELD GOAL PERCENTAGE	.607 (34-56) vs. Sacramento State (11-29-06)	.269 (14-52) at Evansville (12-9-06)
3 PT FIELD GOALS MADE	14 vs. UT-Arlington (12-2-06)	4 vs. Indiana State (1-6-07)
3 PT FG ATTEMPTS	28 at Western Michigan (12-16-06)	15 vs. Sacramento State (11-29-06)
	28 at Illinois-Chicago (12-23-06)	
3 PT FG PERCENTAGE	.519 (14-27) vs. UT-Arlington (12-2-06)	.167 (4-24) vs. Indiana State (1-6-07)
FREE THROWS MADE	22 at St. John's (11-25-06)	3 vs. Southern Illinois (12-29-06)
FREE THROW ATTEMPTS	33 at St. John's (11-25-06)	7 at Florida State (11-13-06)
FREE THROW PERCENTAGE	.813 vs. Northern Iowa (1-9-07)	.333 (3-9) vs. Southern Illinois (12-29-06)
REBOUNDS	40 vs. McNeese State (11-14-06)	20 at Creighton (1-1-07)
	40 vs. Indiana State (1-6-07)	
ASSISTS	26 vs. Sacramento State (11-29-06)	9 at Evansville (12-9-06)
STEALS	14 vs. Lewis (12-19-06)	3 at Western Michigan (12-16-06)
BLOCKED SHOTS	7 vs. Cal State Northridge (11-20-06)	1 three times
TURNOVERS	26 at Florida State (11-13-06)	9 at Western Michigan (12-16-06)
FOULS	21 three times	12 vs. Miami (12-5-06)

2006-07 OPPONENT TEAM HIGHS & LOWS

	HIGHS	LOWS
POINTS	79 at Creighton (1-1-07)	40 vs. Miami (12-5-06)
FIELD GOALS MADE	29 vs. Sacramento State (11-29-06)	14 vs. Cal State Northridge (11-20-06)
FIELD GOAL ATTEMPTS	65 vs. Sacramento State (11-29-06)	42 vs. Lewis (12-19-06)
		42 at Creighton (1-1-07)
FIELD GOAL PERCENTAGE	.643 (27-42) at Creighton (1-1-07)	.259 (14-54) vs. Cal State Northridge (11-20-06)
3 PT FIELD GOALS MADE	11 vs. Lewis (12-19-06)	1 vs. SMU (11-12-06)
	11 at Illinois-Chicago (12-23-06)	
3 PT FG ATTEMPTS	22 vs. UT-Arlington (12-2-06)	10 vs. SMU (11-12-06)
	22 at Illinois-Chicago (12-23-06)	10 vs. McNeese State (11-14-06)
3 PT FG PERCENTAGE	.667 (8-12) at Evansville (12-9-06)	.100 (1-10) vs. SMU (11-12-06)
FREE THROWS MADE	21 at Creighton (1-1-07)	2 vs. Miami (12-5-06)
FREE THROW ATTEMPTS	26 at Creighton (1-1-07)	8 vs. Miami (12-5-06)
		8 at Illinois-Chicago (12-23-06)
FREE THROW PERCENTAGE	.875 (14-16) vs. UT-Arlington (12-2-06)	.250 (2-8) vs. Miami (12-5-06)
REBOUNDS	42 at Western Michigan (12-16-06)	27 vs. McNeese State (11-14-06)
ASSISTS	21 at Illinois-Chicago (12-23-06)	7 vs. SMU (11-12-06)
STEALS	15 vs. Sacramento State (11-29-06)	3 at St. John's (11-25-06)
		3 at Western Michigan (12-16-06)
BLOCKED SHOTS	7 vs. Southern Illinois (12-29-06)	0 vs. Indiana State (1-6-07)
TURNOVERS	28 vs. Lewis (12-19-06)	11 at Evansville (12-9-06)
FOULS	25 vs. Lewis (12-19-06)	11 vs. Southern Illinois (12-29-06)

2006-07 ILLINOIS STATE & OPPONENT PLAYER SUPERLATIVES

	ILLINOIS STATE	OPPONENT
POINTS	32 Dom Johnson at Florida State (11-13-06)	25 Brandon Dagens, Lewis (12-19-06)
FIELD GOALS MADE	12 Dom Johnson at Florida State (11-13-06)	11 Anthony Tolliver, Creighton (1-1-07)
FIELD GOAL ATTEMPTS	23 Dom Johnson at Florida State (11-13-06)	18 Loren Leat, Sacramento State (11-29-06)
FG PCT (min. 5 made)	.900 (9-10) Anthony Slack vs. Sacramento State (11-29-06)	1.000 (11-11) Anthony Tolliver, Creighton (1-1-07)
3 PT FG MADE	8 Osiris Eldridge at Creighton (1-1-07)	4 Brandon Dagens, Lewis (12-19-06)
		4 Robert Bush, Illinois-Chicago (12-23-06)
3 PT FG ATTEMPTS	15 Dom Johnson at Florida State (11-13-06)	8 Loren Leath, Sacramento State (11-29-06)
3-PT FG PCT (min. 3 made)	.800 (4-5) Levi Dyer vs. Northern Iowa (1-9-07)	.667 (4-6) Robert Bush, Illinois-Chicago (12-23-06)
FREE THROWS MADE	8 Boo Richardson at Illinois-Chicago (12-23-06)	12 Ike Ofoegbu, SMU (11-12-06)
		12 Anthony Vereen, UT-Arlington (12-2-06)
FREE THROW ATTEMPTS	11 Boo Richardson at Illinois-Chicago (12-23-06)	17 Ike Ofoegbu, SMU (11-12-06)
FT PCT (min. 6 att.)	.857 (6-7) Boo Richardson vs. Cal State Northridge (11-20-06)	1.000 (11-11) Brandon Dagens, Lewis (12-19-06)
	.857 (6-7) Anthony Slack vs. Lewis (12-19-06)	
REBOUNDS	12 Anthony Slack vs. SMU (11-12-06)	18 Joe Reitz, Western Michigan (12-16-06)
ASSISTS	11 Boo Richardson vs. Lewis (12-19-06)	7 Spencer Stewart, Illinois-Chicago (12-23-06)
STEALS	5 Anthony Slack vs. Cal State Northridge (11-20-06)	8 Haron Hargrave, Sacramento State (11-29-06)
BLOCKED SHOTS	4 Anthony Slack vs. McNeese State (11-14-06)	4 Scott VanderMeer, Illinois-Chicago (12-23-06)
	4 Greg Dilligard vs. Cal State Northridge (11-20-06)	4 Randal Falke, Southern Illinois (12-29-06)

INDIVIDUAL GAME-BY-GAME (PTS-REB-ASTS)

Opponent	Carlwell	Dilligard	Dyer	Eldridge	Fortes	Hill	Holtz
vs. SMU*	2-0-0	4-6-2	5-2-0	0-0-3	6-5-0	DNP	DNP
at Florida State*	0-0-0	8-2-0	0-0-1	2-3-1	5-2-2	DNP	DNP
vs. McNeese St.*	0-0-0	20-5-3	2-3-0	3-5-0	7-3-2	0-1-0	0-0-0
CS-Northridge	0-0-0	6-4-3	0-4-0	1-4-0	2-4-1	0-1-0	9-1-0
at St. John's	0-1-0	17-11-4	5-0-0	8-2-2	13-7-1	DNP	DNP
Sacramento St.	0-0-0	11-10-4	2-0-1	3-1-0	11-0-3	0-0-0	10-3-1
UT-Arlington	1-2-1	6-3-3	17-4-1	14-2-2	13-3-4	4-2-1	1-1-1
Miami (Ohio)	0-2-0	11-10-0	9-4-1	5-2-1	2-0-2	0-0-0	0-0-0
at Evansville*	0-0-0	6-9-2	2-2-0	9-7-0	3-2-2	0-0-0	0-2-1
at W. Michigan	2-1-0	9-7-3	7-2-0	4-2-1	15-4-1	DNP	DNP
Lewis	0-3-0	13-1-1	6-2-1	6-1-1	3-0-3	4-2-0	0-0-0
at Illinois-Chicago	0-3-0	9-7-2	10-3-1	19-6-0	5-1-5	DNP	DNP
Southern Illinois*	0-0-0	6-5-0	10-9-1	10-4-0	0-2-1	0-1-1	3-0-0
at Creighton*	0-2-0	5-2-0	13-3-1	28-3-0	0-1-1	0-0-0	0-0-0
Indiana State*	DNP	9-10-1	11-5-0	9-8-1	0-0-0	4-0-0	DNP
Northern Iowa*	0-2-1	4-7-1	20-5-0	18-4-3	DNP	6-1-0	3-1-0
at Drake*							
Missouri State*							
Wichita State*							
Drake*							
at Bradley*							
at S. Illinois*							
Evansville*							
Bradley*							
at Missouri St.*							
at Wichita State*							
at Indiana State*							
BracketBusters							
Creighton*							
at Northern Iowa*							

Opponent	Johnson	Moor	Odiakosa	Richardson	Slack	Vandello
vs. SMU*	15-1-1	0-0-0	DNP	10-2-4	9-12-0	4-2-0
at Florida State*	32-1-4	DNP	DNP	4-2-4	8-5-2	0-3-0
vs. McNeese St.*	3-3-2	0-1-0	DNP	23-3-7	7-8-0	2-4-1
CS-Northridge	16-5-1	1-0-0	DNP	15-2-8	12-7-1	4-3-0
at St. John's	7-0-2	DNP	DNP	18-3-4	10-7-1	0-1-2
Sacramento St.	8-2-4	0-0-0	DNP	12-3-8	21-10-1	8-8-4
UT-Arlington	13-3-3	0-0-0	DNP	7-1-7	10-3-2	0-0-0
Miami (Ohio)	9-2-3	0-0-0	DNP	13-4-4	15-10-2	DNP
at Evansville*	11-1-1	0-0-0	DNP	2-1-2	4-6-0	4-3-1
at W. Michigan	5-2-3	DNP	DNP	6-2-6	9-2-0	0-2-0
Lewis	11-2-5	0-0-0	DNP	20-4-11	22-4-1	0-5-0
at Illinois-Chicago	14-2-2	DNP	DNP	17-7-7	3-8-0	DNP
Southern Illinois*	11-2-3	DNP	DNP	0-0-3	9-10-1	0-0-0
at Creighton*	6-0-6	DNP	DNP	7-3-9	12-3-0	0-0-0
Indiana State*	10-2-2	DNP	DNP	1-5-6	6-8-0	0-0-0
Northern Iowa*	7-3-4	DNP	DNP	4-4-4	4-1-0	1-3-0
at Drake*						
Missouri State*						
Wichita State*						
Drake*						
at Bradley*						
at S. Illinois*						
Evansville*						
Bradley*						
at Missouri St.*						
at Wichita State*						
at Indiana State*						
BracketBusters						
Creighton*						
at Northern Iowa*						

* Colonial Classic (Tallahassee, Fla.)
* Missouri Valley Conference game

SUPERLATIVES

- STARTING LINEUPS – F, F, G, G, G (4):**
- Slack, Dilligard, Fortes, Richardson, Johnson (7-4)
W – McNeese State, Cal State Northridge, at St. John's, Sacramento State, UT-Arlington, Miami (Ohio), Lewis
 - L – SMU, at Florida State, at Evansville, at Western Michigan
 - Dilligard, Dyer, Fortes, Richardson, Johnson (1-1)
W – at Illinois-Chicago
L – Southern Illinois
 - Slack, Dyer, Eldridge, Richardson, Johnson (0-2)
L – at Creighton, Indiana State
 - Dilligard, Dyer, Eldridge, Richardson, Johnson (1-0)
W – Northern Iowa
- FIRST POINTS:**
Slack 5, Richardson 3, Johnson 2, Fortes 2, Dilligard 2, Eldridge 2
- DOUBLE-DIGIT SCORERS (43):**
Johnson 9, Richardson 8, Slack 7, Dyer 6, Dilligard 5, Eldridge 5, Fortes 4, Holtz 1
- DOUBLE-DIGIT REBOUNDING (8):**
Slack 4, Dilligard 4
- LEADING SCORER:**
Johnson 5, Slack 3, Dyer 3, Richardson 2, Eldridge 2, Fortes 1
- LEADING REBOUNDER:**
Slack 9, Dilligard 7, Dyer 2, Vandello 1, Eldridge 1, Richardson 1
- DOUBLE-DOUBLES (6):**
Dilligard 3, Slack 2, Richardson 1
- DUNKS (19):**
Slack 10, Dilligard 5, Carlwell 1, Hill 1, Eldridge 1, Johnson 1
- FIRST SUBSTITUTION:**
Dyer 5, Vandello 4, Eldridge 4, Holtz 3, Slack 2, Dilligard 1, Hill 1
- CHARGES DRAWN (17):**
Slack 5, Richardson 4, Dilligard 4, Fortes 3, Dyer 2, Johnson 1, Vandello 1
- MOST MINUTES:**
39, Richardson at Western Michigan, 12-16-06
38, Richardson vs. SMU, 11-12-06
38, Johnson at Illinois-Chicago, 12-23-06
38, Johnson vs. Southern Illinois, 12-29-06
38, Richardson at Creighton, 1-1-07
38, Johnson vs. Indiana State, 1-6-07
38, Richardson vs. Northern Iowa, 1-9-07
37, Johnson at Florida State, 11-13-06
37, Johnson at St. John's, 11-25-06
37, Richardson at Illinois-Chicago, 12-23-06
37, Johnson at Creighton, 1-1-07
36, Richardson at McNeese State, 11-14-06
35, Johnson vs. SMU, 11-12-06
35, Johnson at McNeese State, 11-14-06
35, Richardson vs. Miami (Ohio), 12-5-06
35, Richardson at Evansville, 12-9-06
35, Johnson at Western Michigan, 12-16-06
35, Richardson vs. Indiana State, 1-6-07

VALLEY WEEKLY HONORS

- NEWCOMER OF THE WEEK:**
Nov. 13 – Dom Johnson (15 pts., 5 3FGs, 1 game)
Nov. 27 – Boo Richardson (16.5 ppg., 6 apg., 2 games)
Dec. 26 – Boo Richardson (18.5 ppg., 9 apg., 2 games)

2006-07 GAME-BY-GAME

	Final	FG	FG%	3FG	3FG%	FT	FT%	O-D-T Reb.	Fouls	Assists	Turnovers	Blocks	Steals	Halftime
Illinois State vs. SMU	55 57	20-57 19-48	35.1 39.6	8-26 1-10	30.8 10.0	7-9 18-25	77.8 72.0	12-20-32 11-25-36	21 18	10 7	20 22	5 5	7 8	23 29
Illinois State at Florida State	59 73	23-53 28-53	43.4 52.8	8-23 5-13	34.8 38.5	5-7 12-16	71.4 75.0	6-16-22 11-24-35	20 13	14 12	26 27	3 4	9 8	24 31
McNeese State vs. Illinois State	50 67	18-48 26-60	37.5 43.3	2-10 6-22	20.0 27.3	12-19 9-12	63.2 75.0	9-18-27 18-22-40	13 17	9 15	17 16	6 4	9 6	20 36
Cal State Northridge at Illinois State	44 66	14-54 21-51	25.9 41.2	2-14 8-24	14.3 33.3	14-21 16-24	66.7 66.7	14-24-38 10-27-37	24 20	8 14	23 18	1 7	9 12	16 36
Illinois State at St. John's	78 63	24-56 26-52	42.9 50.0	8-25 2-8	32.0 25.0	22-33 11-16	66.7 68.8	16-19-35 8-21-29	19 22	16 10	17 22	2 5	8 3	41 31
Sacramento State at Illinois State	69 86	29-65 34-56	44.6 60.7	6-16 7-15	37.5 46.7	5-9 11-19	55.6 57.9	13-16-29 12-25-37	21 15	12 26	18 20	1 6	15 7	28 39
UT-Arlington at Illinois State	61 86	20-52 30-57	38.5 52.6	7-22 14-27	31.8 51.9	14-16 12-16	87.5 75.0	13-21-34 8-20-28	20 14	11 25	27 16	2 5	7 11	29 36
Miami (Ohio) at Illinois State	40 64	18-47 22-49	38.3 44.9	2-13 6-18	15.4 33.3	2-8 14-22	25.0 63.6	5-26-31 8-27-35	19 12	11 13	23 15	3 2	19 10	27 25
Illinois State at Evansville	41 69	14-52 26-49	26.9 53.1	7-26 8-12	26.9 66.7	6-11 9-16	54.5 56.3	15-21-36 6-26-32	18 13	9 16	17 11	2 4	6 4	27 28
Illinois State at Western Michigan	57 65	23-59 21-51	39.0 41.2	5-28 5-14	17.9 35.7	6-9 18-25	66.7 72.0	11-16-27 16-26-42	21 16	14 12	9 14	3 3	3 3	24 27
Lewis at Illinois State	66 85	21-42 31-58	50.0 53.4	11-18 7-19	61.1 36.8	13-15 16-29	86.7 55.2	5-23-28 13-17-30	25 20	18 23	28 12	2 1	7 14	36 47
Illinois State at Illinois-Chicago	77 69	26-60 26-63	43.3 41.3	11-28 11-22	39.3 50.0	14-21 6-8	66.7 75.0	12-26-38 12-26-38	14 18	17 21	13 18	3 5	8 5	36 32
Southern Illinois at Illinois State	68 49	24-48 19-59	50.0 32.2	8-20 8-27	40.0 29.6	12-22 3-9	54.5 33.3	9-32-41 11-23-34	11 18	17 10	13 11	7 1	7 5	27 20
Illinois State at Creighton	71 79	27-58 27-42	46.6 64.3	12-26 4-11	46.2 36.4	5-9 21-26	55.6 80.8	11-9-20 8-23-31	21 14	17 12	13 18	3 1	8 8	30 38
Indiana State at Illinois State	54 50	15-47 18-55	31.9 32.7	6-21 4-24	28.6 16.7	18-22 10-15	81.8 66.7	11-24-35 16-24-40	16 19	10 10	14 12	0 1	6 7	25 20
Northern Iowa at Illinois State	64 67	22-54 24-55	40.7 43.6	6-20 6-19	30.0 31.6	14-19 13-16	73.7 81.3	5-27-32 6-30-36	18 17	15 13	15 16	4 2	8 7	25 25



Ronnie Carlwell • 51

C • 6-11 • 258 • Sr.-2L • Maywood, Ill. (Proviso East)

CAREER BESTS:

Points – 8 vs. Bradley, 2-5-05
 Rebounds – 6 at Marquette, 11-15-04
 Assists – 2, twice
 Blocked Shots – 3, twice
 Steals – 2 vs. IPFW, 12-6-05
 Minutes – 24 at Marquette, 11-15-04

SEASON BESTS:

Points – 2, twice
 Rebounds – 3, twice
 Assists – 1, twice
 Blocked Shots – 1, twice
 Steals – 0
 Minutes – 10 at Evansville, 12-9-06

Last Time Out:
 Logged nine minutes, while snagging two boards and handing out an assist.

2006-07/SENIOR AT ILLINOIS STATE:

Scored his first points of the season with a dunk against SMU (11/12) • 2006 Will Robinson Endowed Scholarship recipient.

2006-07 GAME-BY-GAME STATISTICS:

Opponent	FG-A	3FG-A	FT-A	O-D-T	PF	TP	A	TO	BLK	S	MIN
vs. SMU ^A	1-1	0-0	0-0	0-0-0	2	2	0	0	0	0	3
at Florida State ^A	0-1	0-0	0-0	0-0-0	0	0	0	0	0	0	4
vs. McNeese State ^A	0-0	0-0	0-0	0-0-0	0	0	0	0	0	0	1
CS-Northridge	0-0	0-0	0-0	0-0-0	1	0	0	0	0	0	5
at St. John's	0-0	0-0	0-0	0-1-1	1	0	0	0	0	0	7
Sacramento State	0-0	0-0	0-0	0-0-0	0	0	0	0	0	0	1
UT-Arlington	0-2	0-0	1-2	0-2-2	2	1	1	0	0	0	6
Miami (Ohio)	0-0	0-0	0-0	0-2-2	0	0	0	0	0	0	2
at Evansville*	0-0	0-0	0-0	0-0-0	0	0	0	1	1	0	10
at Western Michigan	1-1	0-0	0-0	0-1-1	3	2	0	1	0	0	9
Lewis	0-2	0-0	0-2	1-2-3	1	0	0	1	1	0	9
at Illinois-Chicago	0-1	0-0	0-2	0-3-3	0	0	0	0	0	0	6
Southern Illinois*	0-0	0-0	0-0	0-0-0	0	0	0	0	0	0	2
at Creighton*	0-0	0-0	0-0	1-1-2	0	0	0	0	0	0	5
Indiana State*	Did not play – Coach's Decision										
Northern Iowa*	0-1	0-0	0-0	1-1-2	1	0	1	1	0	0	9
at Drake*											
Missouri State*											
Wichita State*											
Drake*											
at Bradley*											
at Southern Illinois*											
Evansville*											
Bradley*											
at Missouri State*											
at Wichita State*											
at Indiana State*											
BracketBusters											
Creighton*											
at Northern Iowa*											

^A Games started
^{*} Colonial Classic game
^{*} Missouri Valley Conference game



Greg Dilligard • 50

F • 6-8 • 230 • Sr.-3L • Labelle, Mo. (Highland)

CAREER BESTS:

Points – 22 at Indiana State, 12-22-05
 Rebounds – 12 at Indiana State, 12-22-05
 Assists – 4, three times
 Blocked Shots – 7 at Loyola-Chicago, 12-18-04
 Steals – 3, five times
 Minutes – 37 vs. Drake, 2-14-06

SEASON BESTS:

Points – 20 vs. McNeese State, 11-14-06
 Rebounds – 11 at St. John's, 11-25-06
 Assists – 4, twice
 Blocked Shots – 4 vs. Cal State Northridge, 11-20-06
 Steals – 2, twice
 Minutes – 33 at St. John's, 11-25-06

Last Time Out:
 Returned to the starting line-up to score four points and grab seven rebounds in 28 minutes.

2006-07/SENIOR AT ILLINOIS STATE:

Had his 79 straight games with a start streak come to an end at Creighton (1/1) • Has been slowed with a sprained left foot • Against Miami (Ohio) (12/5) collected a double-double with 11 points and 10 rebounds • Notched his second double-double of the campaign with 11 points and 10 boards against Sacramento State (11/29) • Posted his first double-double of the season at St. John's (11/25) with 17 points and 11 rebounds • Collected a season-high four blocked shots against Cal State Northridge (11/20) • Registered his second career 20-point scoring game with an even 20 against McNeese State (11/14) • Continues to climb up the Illinois State career blocked shot leaderboard and now has 140 for his career, which ranks second all-time • 2006 Doug Collins Endowed Scholarship recipient.

2006-07 GAME-BY-GAME STATISTICS:

Opponent	FG-A	3FG-A	FT-A	O-D-T	PF	TP	A	TO	BLK	S	MIN
• vs. SMU ^A	2-2	0-0	0-0	2-4-6	4	4	2	2	2	0	27
• at Florida State ^A	4-6	0-0	0-0	1-1-2	4	8	0	1	2	1	20
• vs. McNeese State ^A	9-14	0-0	2-3	5-0-5	4	20	3	1	1	1	32
• CS-Northridge	3-4	0-0	0-2	0-4-4	4	6	3	0	4	0	24
• at St. John's	8-15	0-0	1-5	7-4-11	4	17	4	3	1	2	33
• Sacramento St.	5-6	0-0	1-5	5-5-10	4	11	4	1	1	0	24
• UT-Arlington	3-4	0-0	0-0	1-2-3	2	6	3	2	1	1	26
• Miami (Ohio)	5-7	0-0	1-3	5-5-10	1	11	0	3	0	1	31
• at Evansville*	3-5	0-0	0-2	4-5-9	4	6	2	6	1	0	21
• at Western Michigan	4-7	0-0	1-1	5-2-7	4	9	3	1	0	0	21
• Lewis	5-8	0-0	3-6	0-1-1	4	13	1	2	0	2	22
• at Illinois-Chicago	4-8	0-0	1-2	3-4-7	2	9	2	1	2	0	27
• Southern Illinois*	3-10	0-0	0-0	1-4-5	2	6	0	0	0	1	27
at Creighton*	2-4	0-0	1-3	2-0-2	3	5	0	2	0	1	16
Indiana State*	4-5	0-0	1-4	2-8-10	4	9	1	0	1	0	30
• Northern Iowa*	2-4	0-0	0-0	3-4-7	4	4	1	2	1	0	28
at Drake*											
Missouri State*											
Wichita State*											
Drake*											
at Bradley*											
at Southern Illinois*											
Evansville*											
Bradley*											
at Missouri State*											
at Wichita State*											
at Indiana State*											
BracketBusters											



Levi Dyer • 32

C • 6-11 • 220 • Jr.-2L • Eaton, Colo. (Eaton)

CAREER BESTS:

Points – 20 vs. Northern Iowa, 1-9-07
 Rebounds – 9 vs. Southern Illinois, 12-29-06
 Assists – 4 vs. Drake, 2-14-06
 Blocked Shots – 2, twice
 Steals – 3, twice
 Minutes – 35 vs. Drake, 2-14-06

SEASON BESTS:

Points – 20 vs. Northern Iowa, 1-9-07
 Rebounds – 9 vs. Southern Illinois, 12-29-06
 Assists – 1, seven times
 Blocked Shots – 2 vs. Cal State Northridge, 11-20-06
 Steals – 3 vs. Lewis, 12-19-06
 Minutes – 27 vs. Northern Iowa, 1-9-07

Last Time Out:

Used a 4-for-5 shooting night on treys to score a game-high and career-high 20 points.

2006-07/JUNIOR AT ILLINOIS STATE:

Poured in a career-high 20 points, thanks to a 4-for-5 effort on threes, to lead the Redbirds in an overtime win over Northern Iowa (1/9) • Scored in double figures in five straight games • Grabbed a career-high nine rebounds and added 10 points against Southern Illinois (12/29) • Tossed in 17 points against UT-Arlington (12/2) on 6-for-7 shooting • Matched his career-high with a pair of blocked shots against Cal State Northridge (11/20) • 2006 Milt Weisbecker Endowed Scholarship recipient.

2006-07 GAME-BY-GAME STATISTICS:

Opponent	FG-A	3FG-A	FT-A	O-D-T	PF	TP	A	TO	BLK	S	MIN
vs. SMU ^A	1-5	1-3	2-2	1-1-2	3	5	0	2	0	0	13
at Florida State ^A	0-0	0-0	0-0	0-0-0	1	0	1	0	0	1	12
vs. McNeese State ^A	1-3	0-0	0-0	1-2-3	1	2	0	3	0	0	5
CS-Northridge	0-3	0-3	0-0	0-4-4	3	0	0	1	2	1	16
at St. John's	1-2	1-2	2-2	0-0-0	2	5	0	0	0	0	6
Sacramento St.	1-2	0-0	0-0	0-0-0	0	2	1	1	1	0	5
UT-Arlington	6-7	3-4	2-2	0-4-4	2	17	1	0	1	2	16
Miami (Ohio)	4-6	1-1	0-0	1-3-4	0	9	1	0	0	0	15
at Evansville [*]	0-1	0-1	2-4	2-0-2	0	2	0	0	0	0	17
at Western Michigan	3-9	1-5	0-1	0-2-2	2	7	0	1	1	1	16
Lewis	2-7	0-3	2-2	0-2-2	3	6	1	2	0	3	18
• at Illinois-Chicago	4-9	2-6	0-0	1-2-3	4	10	1	2	0	0	21
• Southern Illinois [*]	4-13	2-6	0-3	3-6-9	1	10	1	0	1	0	24
• at Creighton [*]	6-8	1-3	0-0	0-3-3	5	13	1	3	1	1	23
• Indiana State [*]	3-9	1-5	4-4	2-3-5	4	11	0	1	0	2	26
• Northern Iowa [*]	6-13	4-5	4-5	0-5-5	3	20	0	1	1	0	27
at Drake [*]											
Missouri State [*]											
Wichita State [*]											
Drake [*]											
at Bradley [*]											
at Southern Illinois [*]											
Evansville [*]											
Bradley [*]											
at Missouri State [*]											
at Wichita State [*]											
at Indiana State [*]											
BracketBusters											
Creighton [*]											
at Northern Iowa [*]											

^{*} Games started
^A Colonial Classic game



Osiris Eldridge • 0

G • 6-3 • 190 • Fr.-HS • Chicago, Ill. (Phillips Academy)

CAREER BESTS:

Points – 28 at Creighton, 1-1-07
 Rebounds – 8 vs. Indiana State, 1-6-07
 Assists – 3, twice
 Blocked Shots – 0
 Steals – 3, twice
 Minutes – 33 vs. Northern Iowa, 1-9-07

Last Time Out:

Tossed in 18 points on 6-for-11 shooting, while adding three steals, three assists and four boards.


2006-07/FRESHMAN AT ILLINOIS STATE:

His steal in the final seconds of overtime secured the 67-64 win over Northern Iowa (1/9) • His career-high 28 points at Creighton (1/1) tied the third highest single-game scoring total by a freshman in Illinois State history • He also tied the school record with eight made three-pointers in the game at Creighton (1/1) • In his hometown, tossed in 19 points at Illinois-Chicago (12/23) • Scored 14 points against UT-Arlington (12/2) • Began his college career by shooting 1-for-22 (.045) from the floor in his first four games • Made his first career basket with a three-point shot against McNeese State (11/14) • Scored his first points of his career with a pair of free throws at Florida State (11/13) • Four of his team-high 13 points in the exhibition win over UMSL came on fast break dunks.

2006-07 GAME-BY-GAME STATISTICS:

Opponent	FG-A	3FG-A	FT-A	O-D-T	PF	TP	A	TO	BLK	S	MIN
vs. SMU ^A	0-7	0-3	0-0	0-0-0	1	0	3	2	0	3	15
at Florida State ^A	0-4	0-3	2-2	0-3-3	2	2	1	4	0	0	17
vs. McNeese State ^A	1-6	1-4	0-0	1-4-5	1	3	0	1	0	0	20
CS-Northridge	0-5	0-3	1-2	1-3-4	0	1	0	1	0	0	19
at St. John's	2-5	2-3	2-2	1-1-2	1	8	2	2	0	1	17
Sacramento St.	1-3	0-0	1-2	1-0-1	1	3	0	1	0	0	6
UT-Arlington	5-9	4-7	0-0	0-2-2	0	14	2	0	0	0	12
Miami (Ohio)	2-5	1-3	0-0	0-2-2	2	5	1	1	0	1	21
at Evansville [*]	3-8	3-6	0-0	2-5-7	2	9	0	0	0	1	21
at Western Michigan	2-5	0-2	0-0	1-1-2	0	4	1	1	0	0	18
Lewis	3-4	0-1	0-3	0-1-1	1	6	1	1	0	2	17
at Illinois-Chicago	6-10	3-4	4-4	4-2-6	2	19	0	1	0	2	20
Southern Illinois [*]	4-11	2-6	0-0	2-2-4	1	10	0	1	0	2	26
• at Creighton [*]	10-17	8-11	0-0	1-2-3	4	28	0	1	1	2	29
• Indiana State [*]	4-13	1-6	0-0	6-2-8	2	9	1	4	0	2	32
• Northern Iowa [*]	6-11	1-4	5-6	0-4-4	0	18	3	1	0	3	33
at Drake [*]											
Missouri State [*]											
Wichita State [*]											
Drake [*]											
at Bradley [*]											
at Southern Illinois [*]											
Evansville [*]											
Bradley [*]											
at Missouri State [*]											
at Wichita State [*]											
at Indiana State [*]											
BracketBusters											
Creighton [*]											
at Northern Iowa [*]											

^{*} Games started
^A Colonial Classic game
^{*} Missouri Valley Conference game



Roberto Fortes • 1

G • 6-4 • 195 • Sr.-1L • Fort Wayne, Ind. (Daytona Beach CC)

CAREER BESTS:

Points – 23 at Miami (Ohio), 2-18-06
 Rebounds – 7 at St. John's, 11-25-06
 Assists – 5 at Illinois-Chicago, 12-23-06
 Blocked Shots – 0
 Steals – 3, twice
 Minutes – 37 vs. Drake, 2-14-06

SEASON BESTS:

Points – 15 at Western Michigan, 12-19-06
 Rebounds – 7 at St. John's, 11-25-06
 Assists – 5 at Illinois-Chicago, 12-23-06
 Blocked Shots – 0
 Steals – 3 vs. Cal State Northridge, 11-20-06
 Minutes – 32 vs. Sacramento State, 11-29-06

Last Time Out:
 Did not play.

2006-07/SENIOR AT ILLINOIS STATE:

Has played one minute in the last two games combined after starting the first 13 games of the season • Poured in a season-best 15 points at Western Michigan (12/16) • Tossed in 13 points against UT-Arlington (12/2) • Posted his first double-digit scoring game of the season with 13 points at St. John's (11/25) • Added a career-best seven rebounds against the Red Storm.

2006-07 GAME-BY-GAME STATISTICS:

Opponent	FG-A	3FG-A	FT-A	O-D-T	PF	TP	A	TO	BLK	S	MIN
• vs. SMU ^A	2-5	1-3	1-1	1-4-5	3	6	0	2	0	0	24
• at Florida State ^A	2-7	1-3	0-1	0-2-2	2	5	2	5	0	2	31
• vs. McNeese State ^A	2-6	1-4	2-2	0-3-3	1	7	2	1	0	1	24
• CS-Northridge	0-3	0-1	2-2	1-3-4	2	2	1	2	0	3	25
• at St. John's	3-10	1-6	6-8	2-5-7	3	13	1	1	0	0	27
• Sacramento St.	4-8	3-6	0-0	0-0-0	0	11	3	4	0	2	32
• UT-Arlington	5-10	3-6	0-0	1-2-3	1	13	4	1	0	2	28
• Miami (Ohio)	0-3	0-3	2-2	0-0-0	3	2	2	2	0	0	23
• at Evansville*	1-6	1-4	0-0	1-1-2	4	3	2	1	0	0	21
• at Western Michigan	6-11	2-7	1-1	0-4-4	3	15	1	3	0	0	29
• Lewis	1-4	1-3	0-1	0-0-0	2	3	3	2	0	1	24
• at Illinois-Chicago	2-6	1-4	0-0	0-1-1	1	5	5	0	0	1	25
• Southern Illinois*	0-2	0-2	0-0	0-2-2	3	0	1	2	0	0	20
at Creighton*	0-1	0-1	0-0	1-0-1	2	0	1	0	0	0	15
Indiana State*	0-0	0-0	0-0	0-0-0	0	0	0	0	0	0	1
Northern Iowa*	Did not play – Coach's Decision										
at Drake*											
Missouri State*											
Wichita State*											
Drake*											
at Bradley*											
at Southern Illinois*											
Evansville*											
Bradley*											
at Missouri State*											
at Wichita State*											
at Indiana State*											
BracketBusters											
Creighton*											
at Northern Iowa*											

* Games started
 * Colonial Classic game
 * Missouri Valley Conference game



Bobby Hill • 24

F • 6-6 • 210 • Fr.-HS • St. Louis, Mo. (Vashon)

CAREER BESTS:

Points – 6 vs. Northern Iowa, 1-9-07
 Rebounds – 2, twice
 Assists – 1 vs. UT-Arlington, 12-2-06
 Blocked Shots – 0
 Steals – 1 vs. Indiana State, 1-6-07
 Minutes – 14, twice

Last Time Out:
 Tossed in a career-best six points, while matching his career-high in minutes with 14.

2006-07/FRESHMAN AT ILLINOIS STATE:

Has played 28 minutes in the last two games after playing in a total of 26 minutes in the first 14 games of the season • Tossed in a career-high six points against Northern Iowa (1/9) • Scored his first collegiate points against UT-Arlington (12/2) and finished with four in game.

2006-07 GAME-BY-GAME STATISTICS:

Opponent	FG-A	3FG-A	FT-A	O-D-T	PF	TP	A	TO	BLK	S	MIN
vs. SMU ^A	Did not play – Coach's Decision										
at Florida State ^A	Did not play – Coach's Decision										
vs. McNeese State ^A	0-0	0-0	0-0	1-0-1	0	0	0	0	0	0	1
CS-Northridge	0-1	0-0	0-0	1-0-1	2	0	0	0	0	0	3
at St. John's	Did not play – Coach's Decision										
Sacramento St.	0-0	0-0	0-0	0-0-0	0	0	0	0	0	0	1
UT-Arlington	1-3	0-0	2-2	1-1-2	0	4	1	1	0	0	5
Miami (Ohio)	0-0	0-0	0-0	0-0-0	0	0	0	0	0	0	2
at Evansville*	0-0	0-0	0-0	0-0-0	0	0	0	0	0	0	3
at Western Michigan	Did not play – Coach's Decision										
Lewis	1-4	0-0	2-2	2-0-2	0	4	0	0	0	0	7
at Illinois-Chicago	Did not play – Coach's Decision										
Southern Illinois*	0-0	0-0	0-0	1-0-1	1	0	1	0	0	0	2
at Creighton*	0-1	0-0	0-0	0-0-0	0	0	0	0	0	0	2
Indiana State*	1-2	0-0	2-2	0-0-0	0	4	0	1	0	1	14
Northern Iowa*	3-4	0-0	0-0	0-1-1	0	6	0	0	0	0	14
at Drake*											
Missouri State*											
Wichita State*											
Drake*											
at Bradley*											
at Southern Illinois*											
Evansville*											
Bradley*											
at Missouri State*											
at Wichita State*											
at Indiana State*											
BracketBusters											
Creighton*											
at Northern Iowa*											

* Games started
 * Colonial Classic game
 * Missouri Valley Conference game



Brandon Holtz • 45

G • 6-4 • 185 • So.-1L • Bloomington, Ill. (Bloomington)

CAREER BESTS:

Points – 12 vs. Southern Illinois, 1-28-06
 Rebounds – 5, twice
 Assists – 3 vs. Wichita State, 1-8-06
 Blocked Shots – 1 vs. Creighton, 12-31-05
 Steals – 2, twice
 Minutes – 25 vs. Southern Illinois, 1-28-06

SEASON BESTS:

Points – 10 vs. Sacramento State, 11-29-06
 Rebounds – 3 vs. Sacramento State, 11-29-06
 Assists – 1, three times
 Blocked Shots – 0
 Steals – 1 vs. Sacramento State, 11-29-06
 Minutes – 19 vs. Sacramento State, 11-29-06

Last Time Out:
 Shot 1-for-3 from the field and scored three points, but had four turnovers in 18 minutes.

2006-07/SOPHOMORE AT ILLINOIS STATE:

Tossed in a season-best 10 points on 4-for-7 shooting against Sacramento State (11/29) • Scored nine points, all from treys, against Cal State Northridge (11/20).

2006-07 GAME-BY-GAME STATISTICS:

Opponent	FG-A	3FG-A	FTA	O-D-T	PF	TP	A	TO	BLK	S	MIN
vs. SMU ^A	Did not play – Coach's Decision										
at Florida State ^A	Did not play – Coach's Decision										
vs. McNeese State ^A	0-0	0-0	0-0	0-0-0	0	0	0	0	0	0	1
CS-Northridge	3-6	3-6	0-0	0-1-1	1	9	0	0	0	0	9
at St. John's	Did not play – Coach's Decision										
Sacramento St.	4-7	2-5	0-1	1-2-3	2	10	1	1	0	1	19
UT-Arlington	0-2	0-2	1-2	0-1-1	1	1	1	0	0	0	14
Miami (Ohio)	0-0	0-0	0-0	0-0-0	0	0	0	0	0	0	2
at Evansville [*]	0-3	0-3	0-0	0-2-2	0	0	1	0	0	0	8
at Western Michigan	Did not play – Coach's Decision										
Lewis	0-2	0-2	0-0	0-0-0	0	0	0	0	0	0	7
at Illinois-Chicago	Did not play – Coach's Decision										
Southern Illinois [*]	1-3	1-3	0-0	0-0-0	0	3	0	0	0	0	7
at Creighton [*]	0-1	0-1	0-0	0-0-0	1	0	0	1	0	1	6
Indiana State [*]	Did not play – Coach's Decision										
Northern Iowa [*]	1-3	1-2	0-0	0-1-1	1	3	0	4	0	2	18
at Drake [*]	Did not play – Coach's Decision										
Missouri State [*]	Did not play – Coach's Decision										
Wichita State [*]	Did not play – Coach's Decision										
Drake [*]	Did not play – Coach's Decision										
at Bradley [*]	Did not play – Coach's Decision										
at Southern Illinois [*]	Did not play – Coach's Decision										
Evansville [*]	Did not play – Coach's Decision										
Bradley [*]	Did not play – Coach's Decision										
at Missouri State [*]	Did not play – Coach's Decision										
at Wichita State [*]	Did not play – Coach's Decision										
at Indiana State [*]	Did not play – Coach's Decision										

BracketBusters
 Creighton^{*}
 at Northern Iowa^{*}
^{*} Games started
[^] Colonial Classic game
^{*} Missouri Valley Conference game



Dom Johnson • 10

G • 6-0 • 185 • Jr.-TR • Bell City, Mo. (Three Rivers CC)

CAREER BESTS:

Points – 32 vs. Florida State, 11-13-06
 Rebounds – 5 vs. Cal State Northridge, 11-20-06
 Assists – 6 at Creighton, 1-1-07
 Blocked Shots – 1, five times
 Steals – 3, three times
 Minutes – 38, twice

Last Time Out:
 Scored seven points and added four assists and three rebounds in 33 minutes.


2006-07/JUNIOR AT ILLINOIS STATE:

Recorded a career-best 32 points on 12-for-23 shooting at Florida State (11/13), including a 7-for-13 effort on threes • Poured in a game-high 15 points against SMU (11/12), powered by five 3-pointers • Named the Valley Newcomer of the Week (11/13) after his performance against SMU in the Colonial Classic.

2006-07 GAME-BY-GAME STATISTICS:

Opponent	FG-A	3FG-A	FTA	O-D-T	PF	TP	A	TO	BLK	S	MIN
• vs. SMU ^A	5-12	5-11	0-0	1-0-1	1	15	1	1	1	0	35
• at Florida State ^A	12-23	7-15	1-1	0-1-1	1	32	4	3	1	3	37
• vs. McNeese State ^A	1-11	1-8	0-0	2-1-3	1	3	2	3	0	2	35
• CS-Northridge	5-9	4-7	2-2	1-4-5	2	16	1	4	0	2	27
• at St. John's	2-7	1-5	2-3	0-0-0	2	7	2	3	0	3	37
• Sacramento St.	2-5	0-2	4-4	0-2-2	1	8	4	3	1	2	34
• UT-Arlington	4-8	3-6	2-2	0-3-3	0	13	3	0	0	0	24
• Miami (Ohio)	3-9	3-8	0-0	0-2-2	3	9	3	1	0	3	34
• at Evansville [*]	4-10	3-7	0-0	0-1-1	1	11	1	0	0	1	32
• at Western Michigan	2-11	1-7	0-0	0-2-2	1	5	3	1	0	1	35
• Lewis	3-5	3-5	2-2	0-2-2	1	11	5	2	0	2	31
• at Illinois-Chicago	5-13	4-9	0-0	0-2-2	1	14	2	0	1	1	38
• Southern Illinois [*]	4-10	2-7	1-2	0-2-2	3	11	3	2	0	0	38
• at Creighton [*]	2-10	2-6	0-0	0-0-0	2	6	6	4	1	1	37
• Indiana State [*]	4-11	2-9	0-0	0-2-2	1	10	2	0	0	1	38
• Northern Iowa [*]	3-6	0-3	1-1	0-3-3	2	7	4	3	0	0	33
at Drake [*]	Did not play – Coach's Decision										
Missouri State [*]	Did not play – Coach's Decision										
Wichita State [*]	Did not play – Coach's Decision										
Drake [*]	Did not play – Coach's Decision										
at Bradley [*]	Did not play – Coach's Decision										
at Southern Illinois [*]	Did not play – Coach's Decision										
Evansville [*]	Did not play – Coach's Decision										
Bradley [*]	Did not play – Coach's Decision										
at Missouri State [*]	Did not play – Coach's Decision										
at Wichita State [*]	Did not play – Coach's Decision										
at Indiana State [*]	Did not play – Coach's Decision										

BracketBusters
 Creighton^{*}
 at Northern Iowa^{*}
^{*} Games started
[^] Colonial Classic game
^{*} Missouri Valley Conference game



Julius Moor • 22

G • 6-3 • 185 • Jr.-TR • Kieler, Wis. (Kirkwood CC)

CAREER BESTS:

Points – 1 vs. Cal State Northridge, 11-20-06
 Rebounds – 1 vs. McNeese State, 11-14-06
 Assists – 0
 Blocked Shots – 0
 Steals – 1 vs. UT-Arlington, 12-2-06
 Minutes – 6 vs. UT-Arlington, 12-2-06

Last Time Out:
 Did not play.


2006-07/JUNIOR AT ILLINOIS STATE:

Scored his first career point with a made free throw against Cal State Northridge (11/20).

2006-07 GAME-BY-GAME STATISTICS:

Opponent	FG-A	3FG-A	FT-A	O-D-T	PF	TP	A	TO	BLK	S	MIN
vs. SMU ^A	0-0	0-0	0-0	0-0-0	0	0	0	0	0	0	2
at Florida State ^A	Did not play – Coach's Decision										
vs. McNeese State ^A	0-0	0-0	0-0	0-1-1	0	0	0	2	0	0	3
CS-Northridge	0-0	0-0	1-2	0-0-0	0	1	0	0	0	0	3
at St. John's	Did not play – Coach's Decision										
Sacramento St.	0-0	0-0	0-0	0-0-0	0	0	0	0	0	0	1
UT-Arlington	0-0	0-0	0-0	0-0-0	1	0	0	2	0	1	6
Miami (Ohio)	0-1	0-0	0-0	0-0-0	0	0	0	0	0	0	2
at Evansville [*]	0-0	0-0	0-0	0-0-0	0	0	0	0	0	0	2
at Western Michigan	Did not play – Coach's Decision										
Lewis	0-0	0-0	0-0	0-0-0	0	0	0	0	0	0	3
at Illinois-Chicago	Did not play – Coach's Decision										
Southern Illinois [*]	Did not play – Coach's Decision										
at Creighton [*]	Did not play – Coach's Decision										
Indiana State [*]	Did not play – Coach's Decision										
Northern Iowa [*]	Did not play – Coach's Decision										
at Drake [*]	Did not play – Coach's Decision										
Missouri State [*]	Did not play – Coach's Decision										
Wichita State [*]	Did not play – Coach's Decision										
Drake [*]	Did not play – Coach's Decision										
at Bradley [*]	Did not play – Coach's Decision										
at Southern Illinois [*]	Did not play – Coach's Decision										
Evansville [*]	Did not play – Coach's Decision										
Bradley [*]	Did not play – Coach's Decision										
at Missouri State [*]	Did not play – Coach's Decision										
at Wichita State [*]	Did not play – Coach's Decision										
at Indiana State [*]	Did not play – Coach's Decision										
BracketBusters	Did not play – Coach's Decision										
Creighton [*]	Did not play – Coach's Decision										
at Northern Iowa [*]	Did not play – Coach's Decision										

^{*} Games started
[^] Colonial Classic game
^{*} Missouri Valley Conference game



Dinma Odiakosa • 42

F • 6-8 • 240 • So.-1L • Akwukwu, Nigeria (St. Patrick's)

CAREER BESTS:

Points – 6 vs. Indiana State, 1-25-06
 Rebounds – 10 vs. Indiana State, 1-25-06
 Assists – 1, five times
 Blocked Shots – 2 at Bradley, 2-1-06
 Steals – 1, three times
 Minutes – 20, twice

Last Time Out:
 Did not play.

SEASON BESTS:

Points – 0
 Rebounds – 0
 Assists – 0
 Blocked Shots – 0
 Steals – 0
 Minutes – 0

2006-07/SOPHOMORE AT ILLINOIS STATE:

Expected to redshirt this season • Recorded a pair of blocked shots and added four rebounds and two points in the exhibition game.

2006-07 GAME-BY-GAME STATISTICS:

Opponent	FG-A	3FG-A	FT-A	O-D-T	PF	TP	A	TO	BLK	S	MIN
vs. SMU ^A	Did not play – Coach's Decision										
at Florida State ^A	Did not play – Coach's Decision										
vs. McNeese State ^A	Did not play – Coach's Decision										
CS-Northridge	Did not play – Coach's Decision										
at St. John's	Did not play – Coach's Decision										
Sacramento St.	Did not play – Coach's Decision										
UT-Arlington	Did not play – Coach's Decision										
Miami (Ohio)	Did not play – Coach's Decision										
at Evansville [*]	Did not play – Coach's Decision										
at Western Michigan	Did not play – Coach's Decision										
Lewis	Did not play – Coach's Decision										
at Illinois-Chicago	Did not play – Coach's Decision										
Southern Illinois [*]	Did not play – Coach's Decision										
at Creighton [*]	Did not play – Coach's Decision										
Indiana State [*]	Did not play – Coach's Decision										
Northern Iowa [*]	Did not play – Coach's Decision										
at Drake [*]	Did not play – Coach's Decision										
Missouri State [*]	Did not play – Coach's Decision										
Wichita State [*]	Did not play – Coach's Decision										
Drake [*]	Did not play – Coach's Decision										
at Bradley [*]	Did not play – Coach's Decision										
at Southern Illinois [*]	Did not play – Coach's Decision										
Evansville [*]	Did not play – Coach's Decision										
Bradley [*]	Did not play – Coach's Decision										
at Missouri State [*]	Did not play – Coach's Decision										
at Wichita State [*]	Did not play – Coach's Decision										
at Indiana State [*]	Did not play – Coach's Decision										
BracketBusters	Did not play – Coach's Decision										
Creighton [*]	Did not play – Coach's Decision										
at Northern Iowa [*]	Did not play – Coach's Decision										

^{*} Games started
[^] Colonial Classic game
^{*} Missouri Valley Conference game



Boo Richardson • 5

G • 5-8 • 160 • Jr.-TR • Kansas City, Kan. (Coffeyville CC)

CAREER BESTS:

Points – 23 vs. McNeese State, 11-14-06
 Rebounds – 7 at Illinois-Chicago, 12-23-06
 Assists – 11 vs. Lewis, 12-19-06
 Blocked Shots – 0
 Steals – 2, twice
 Minutes – 39 at Western Michigan, 12-19-06

Last Time Out:

Tossed in four points and dished out four assists in 38 minutes of play.

2006-07/JUNIOR AT ILLINOIS STATE:

In four league games, is shooting 4-for-43 (.093) from the field • Notched his first career double-double with 20 points and 11 assists against Lewis (12/19) • Named the Valley Newcomer of the Week on Nov. 27 and Dec. 26 • Has eight double-figure scoring games on the season • Scored a career-high 23 points in the win over McNeese State (11/14), while also adding seven assists.

2006-07 GAME-BY-GAME STATISTICS:

Opponent	FG-A	3FG-A	FT-A	O-D-T	PF	TP	A	TO	BLK	S	MIN
• vs. SMU ^A	4-13	0-4	2-2	1-1-2	3	10	4	6	0	1	38
• at Florida State ^A	1-6	0-0	2-2	1-1-2	4	4	4	6	0	0	34
• vs. McNeese State ^A	8-12	3-5	4-5	1-2-3	1	23	7	2	0	1	36
• CS-Northridge	4-7	1-3	6-7	1-1-2	2	15	8	5	0	0	30
• at St. John's	5-10	3-8	5-6	1-2-3	3	18	4	5	0	1	31
• Sacramento St.	4-8	2-2	2-3	0-3-3	3	12	8	5	0	1	27
• UT-Arlington	2-3	1-2	2-4	0-1-1	1	7	7	5	0	2	31
• Miami (Ohio)	4-9	1-2	4-7	0-4-4	1	13	4	5	0	1	35
at Evansville*	0-11	0-5	2-3	0-1-1	1	2	2	5	0	2	35
• at Western Michigan	1-9	1-7	3-4	1-1-2	2	6	6	1	0	1	39
• Lewis	8-11	3-5	1-4	0-4-4	1	20	11	2	0	1	32
• at Illinois-Chicago	4-9	1-5	8-11	0-7-7	3	17	7	5	0	1	37
• Southern Illinois*	0-5	0-2	0-0	0-0-0	5	0	3	6	0	2	27
• at Creighton*	2-9	1-3	2-2	1-2-3	1	7	9	1	0	1	38
• Indiana State*	0-10	0-4	1-2	2-3-5	3	1	6	3	0	1	35
• Northern Iowa*	2-8	0-4	0-0	0-4-4	2	4	4	1	0	2	38
at Drake*											
Missouri State*											
Wichita State*											
Drake*											
at Bradley*											
at Southern Illinois*											
Evansville*											
Bradley*											
at Missouri State*											
at Wichita State*											
at Indiana State*											
BracketBusters											
Creighton*											
at Northern Iowa*											

* Games started
^A Colonial Classic game
^{*} Missouri Valley Conference game



Anthony Slack • 4

F • 6-7 • 210 • Jr.-TR • New Orleans, La. (Coffeyville CC)

CAREER BESTS:

Points – 22 vs. Lewis, 12-19-06
 Rebounds – 12 vs. SMU, 11-12-06
 Assists – 2, three times
 Blocked Shots – 3, three times
 Steals – 5 vs. Cal State Northridge, 11-20-06
 Minutes – 33 vs. Miami (Ohio), 12-5-06

Last Time Out:

Slowed with a sore back and only played 10 minutes, while scoring four points.

2006-07/JUNIOR AT ILLINOIS STATE:

Has been slowed with a back injury • Tossed in a career-best 22 points against Lewis (12/19) in only 17 minutes • Collected his second double-double of the season with 15 points and 10 boards against Miami (Ohio) (12/5) • Posted his first career double-double with 21 points and 10 rebounds against Sacramento State (11/29) • Notched his first career double-digit scoring game in his home debut with 12 points against Cal State Northridge (11/20) • Also added five steals versus CSUN • Swatted a career-high four blocked shots vs. McNeese State (11/24) • Collected a game-high 12 rebounds against SMU.

2006-07 GAME-BY-GAME STATISTICS:

Opponent	FG-A	3FG-A	FT-A	O-D-T	PF	TP	A	TO	BLK	S	MIN
• vs. SMU ^A	4-7	1-2	0-2	3-9-12	4	9	0	3	2	2	25
• at Florida State ^A	4-5	0-1	0-0	0-5-5	2	8	2	5	0	1	26
• vs. McNeese State ^A	3-5	0-1	1-2	4-4-8	4	7	0	1	3	1	23
• CS-Northridge	5-11	0-1	2-5	2-5-7	1	12	1	3	1	5	28
• at St. John's	3-7	0-1	4-7	1-6-7	2	10	1	1	1	0	29
• Sacramento St.	9-10	0-0	3-4	2-8-10	3	21	1	3	3	1	27
• UT-Arlington	4-8	0-0	2-2	2-1-3	2	10	2	3	3	3	26
• Miami (Ohio)	4-9	0-1	7-10	2-8-10	2	15	2	3	2	4	33
• at Evansville*	2-7	0-0	0-0	2-4-6	4	4	0	2	0	1	18
• at Western Michigan	4-5	0-0	1-2	1-1-2	5	9	0	0	2	0	22
• Lewis	8-9	0-0	6-7	2-2-4	5	22	1	0	0	2	17
at Illinois-Chicago	1-4	0-0	1-2	3-5-8	1	3	0	4	0	3	26
Southern Illinois*	3-5	1-1	2-4	3-7-10	2	9	1	0	0	0	23
• at Creighton*	5-7	0-1	2-4	3-0-3	2	12	0	1	0	1	27
• Indiana State*	2-5	0-0	2-3	2-6-8	5	6	0	2	0	0	20
Northern Iowa*	1-3	0-0	2-2	0-1-1	0	4	0	2	0	0	10

at Drake*											
Missouri State*											
Wichita State*											
Drake*											
at Bradley*											
at Southern Illinois*											
Evansville*											
Bradley*											
at Missouri State*											
at Wichita State*											
at Indiana State*											
BracketBusters											
Creighton*											
at Northern Iowa*											

* Games started
^A Colonial Classic game
^{*} Missouri Valley Conference game



Mike Vandello • 31

F • 6-7 • 220 • So.-1L • Bettendorf, Iowa (Bettendorf)

CAREER BESTS:

Points – 11 vs. Indiana State, 1-25-06
 Rebounds – 8 vs. Sacramento State, 11-29-06
 Assists – 5 vs. UW-Green Bay, 12-3-05
 Blocked Shots – 1, four times
 Steals – 3 vs. Evansville, 1-16-06
 Minutes – 31 vs. Georgia Southern, 12-10-05

SEASON BESTS:

Points – 8 vs. Sacramento State, 11-29-06
 Rebounds – 8 vs. Sacramento State, 11-29-06
 Assists – 4 vs. Sacramento State, 11-29-06
 Blocked Shots – 0
 Steals – 1, five times
 Minutes – 23 vs. Sacramento State, 11-29-06

Last Time Out:
 Logged 15 minutes and scored a point, while grabbing three rebounds.

2006-07/SOPHOMORE AT ILLINOIS STATE:

Of his last 10 games, played his longest outing (15 minutes) against Northern Iowa (1/9) • Did not play against Miami (Ohio) due to a shoulder injury • Collected a career best eight rebounds against Sacramento State (11/29), also added eight points and four assists • Shot 2-for-9 (.222) in the Colonial Classic in Tallahassee, Fla.

2006-07 GAME-BY-GAME STATISTICS:

Opponent	FG-A	3FG-A	FT-A	O-D-T	PF	TP	A	TO	BLK	S	MIN
vs. SMU ^A	1-5	0-0	2-2	2-0-2	0	4	0	2	0	1	18
at Florida State ^A	0-1	0-1	0-1	0-3-3	4	0	0	2	0	1	19
vs. McNeese State ^A	1-3	0-0	0-0	2-2-4	4	2	1	2	0	0	19
CS-Northridge	1-2	0-0	2-2	2-1-3	2	4	0	2	0	1	12
at St. John's	0-0	0-0	0-0	1-0-1	1	0	2	2	0	1	13
Sacramento St.	4-7	0-0	0-0	3-5-8	1	8	4	1	0	0	23
UT-Arlington	0-1	0-0	0-0	0-0-0	2	0	0	2	0	0	6
Miami (Ohio)	Did not play – Injury										
at Evansville*	1-1	0-0	2-2	2-1-3	2	4	1	2	0	1	12
at Western Michigan	0-1	0-0	0-0	0-2-2	1	0	0	0	0	0	11
Lewis	0-2	0-0	0-0	3-2-5	2	0	0	0	0	1	13
at Illinois-Chicago	Did not play – Coach's Decision										
Southern Illinois*	0-0	0-0	0-0	0-0-0	0	0	0	0	0	0	4
at Creighton*	0-0	0-0	0-0	0-0-0	1	0	0	0	0	0	2
Indiana State*	0-0	0-0	0-0	0-0-0	0	0	0	1	0	0	4
Northern Iowa*	0-2	0-1	1-2	1-2-3	4	1	0	1	0	0	15
at Drake*											
Missouri State*											
Wichita State*											
Drake*											
at Bradley*											
at Southern Illinois*											
Evansville*											
Bradley*											
at Missouri State*											
at Wichita State*											
at Indiana State*											
BracketBusters											
Creighton*											
at Northern Iowa*											

* Games started
^A Colonial Classic game
 * Missouri Valley Conference game

GAME 15

Birds Remain Winless in Valley; Fall to Indiana State

NORMAL, Ill. – The Illinois State men's basketball team came into Saturday night's game against Indiana State looking for its first win in Missouri Valley Conference play. However, the Redbirds could only connect on 32.7 percent of their shots and fell to the Sycamores, 54-50, in front of 4,543 fans at Redbird Arena.

Both teams struggled from the field in the first half, with Illinois State shooting just 25 percent from the floor and Indiana State shooting 25.9 percent. The Sycamores held a 5-0 lead until Anthony Slack connected on two free throws with 14:16 left in the half to cut the lead to 5-2. After a three-pointer from Levi Dyer tied the score at 7-7, Greg Dilligard's free throw gave ISU its first lead of the game at 8-7 with 11:25 left in the first half.

From there the teams traded baskets for the rest of the half and the lead changed hands seven times before Indiana State went on an 8-2 run to finish the half and take a 25-20 lead into the locker room at halftime. The 20 points scored by the Redbirds tied a season-low at halftime and the 25 points by the Sycamores were also a season-low for a Redbird opponent.

The Sycamores kept their lead until the 12:10 mark in the second half when Dom Johnson's three-pointer put the 'Birds up 31-30, capping off a 7-0 Illinois State run. Seven lead changes then followed, with Indiana State eventually pulling out to a four-point lead at 44-40. However, Johnson would score five unanswered points to put the Redbirds up 45-44 with just under five minutes to play in the game.

With the score tied at 49-49, a Matt Arnold jumper gave the Sycamores a 51-49 lead with 1:38 left and Indiana State would never relinquish the advantage. Jay Tunnel led the way for the Sycamores with a game-high 13 points while Arnold added nine points and eight rebounds in the win. Dyer and Johnson were both in double figures for the Redbirds, scoring 11 and 10 points, respectively.

Indiana State 54, ILLINOIS STATE 50
January 6, 2007 • Redbird Arena

Indiana State	Min.	FG-A	3FG-A	FT-A	O-REB	A	PF	TP
Wurtz, f	22	1-3	0-1	1-1	2-7	0	2	3
Tunnell, c	28	3-9	1-2	6-7	2-4	3	2	13
Moore, g	40	1-4	0-1	4-4	2-3	6	2	6
Holmstrom, g	28	2-8	2-5	0-0	0-3	0	3	6
Stinson, g	33	2-11	2-9	2-2	1-4	1	1	8
Arnold	22	4-6	0-0	1-4	2-8	0	3	9
Marshall	8	0-0	0-0	0-0	0-0	0	0	0
McCoy	12	1-3	1-1	4-4	2-2	0	2	7
Yelovich	7	1-3	0-2	0-0	0-1	0	1	2
Totals	200	15-47	6-21	18-22	11-35	10	16	54

Team Pct.: FG – .319; FT – .818

Blocks: 0

Turnovers: 14 (Wurtz 3, Tunnell 2, Moore 3, Holmstrom 3, Stinson 3)

Steals: 6 (Moore 4, Stinson 1, Arnold 1)

ILLINOIS STATE	Min.	FG-A	3FG-A	FT-A	O-REB	A	PF	TP
Slack, f	20	2-5	0-0	2-3	2-8	0	5	6
Dyer, c	26	3-9	1-5	4-4	2-5	0	4	11
Eldridge, g	32	4-13	1-6	0-0	6-8	1	2	9
Richardson, g	35	0-10	0-4	1-2	2-5	6	3	1
Johnson, g	38	4-11	2-9	0-0	0-2	2	1	10
Fortes	1	0-0	0-0	0-0	0-0	0	0	0
Hill	14	1-2	0-0	2-2	0-0	0	0	4
Vandello	4	0-0	0-0	0-0	0-0	0	0	0
Dilligard	30	4-5	0-0	1-4	2-10	1	4	9
Totals	200	18-55	4-24	10-15	16-40	10	19	50

Team Pct.: FG – .327; FT – .667

Blocks: 1 (Dilligard 1)

Turnovers: 12 (Slack 2, Dyer 1, Eldridge 4, Richardson 3, Hill 1,

Vandello 1)

Steals: 7 (Dyer 2, Eldridge 2, Richardson 1, Johnson 1, Hill 1)

Officials: Brad Gaston, Dave Draucker, Terry Oglesby

Attendance: 4,543

Halftime Score: Indiana State 25, ILLINOIS STATE 20

GAME 16

Dyer, Eldridge Stun UNI; Birds Pick Up First Valley Win

NORMAL, Ill. – Junior Levi Dyer poured in a career-high 20 points, and freshman Osiris Eldridge tossed in an additional 18, as the pair led the Illinois State men's basketball team to a 67-64 overtime win over Northern Iowa Tuesday night at Redbird Arena. The Missouri Valley Conference victory was the first of the season for the 'Birds, as they downed UNI, who was previously undefeated in Valley play.

Northern Iowa took a 29-25 lead just over two minutes into the second half, scoring on consecutive offensive possessions. But the Redbirds responded with a Greg Dilligard lay up, on a quick pass from Boo Richardson and a fast-break Eldridge lay up to tie the game with 17:07 to play.

Dyer then scored the next eight points for Illinois State, burying two shots from the charity stripe and a pair of three-pointers. The 'Birds led by as many as five in the stretch, 40-35, as the second media time out of the half was called. The Panthers' Coleman tied the game at 43 on a put-back. But Dyer ran the length of the floor and drained his fourth trey of the game from the top of the key to give the Redbirds a 46-43 advantage.

The teams traded buckets for the almost six minutes before Dilligard blocked a lay up on a Northern Iowa fast break at the 1:04 mark as Richardson drove the basket for an open lay up on the ensuing out-of-bounds play to put Illinois State up by one, 57-56. After being fouled with just seconds remaining, Dyer connected on a pair of free throws to give ISU a three-point, 59-56 lead. But a McKowen, running three-pointer at the buzzer sent the game into overtime.

In the extra five-minute period, ISU's Johnson was fouled on a driving lay up that fell with 3:41 left to play. Johnson hit the ensuing free throw, putting the 'Birds up 62-59. Eldridge took over from there, scoring five of the Redbirds' eight points in the overtime to secure the ISU win, 67-64.

ILLINOIS STATE 67, Northern Iowa 64
January 9, 2007 • Redbird Arena

Northern Iowa	Min.	FG-A	3FG-A	FT-A	O-REB	A	PF	TP
Stout, f	30	3-10	0-2	2-2	1-8	3	4	8
Coleman, c	35	4-8	0-0	4-7	3-7	5	4	12
Josten, g	37	3-7	1-2	2-2	0-0	1	3	9
Brown, g	20	1-4	0-1	0-0	0-0	0	1	2
McKowen, g	39	4-8	2-4	2-2	1-9	4	2	12
Jones	2	0-0	0-0	0-0	0-0	0	0	0
Ahelegbe	13	0-3	0-2	0-0	0-2	1	0	0
Viet	24	3-7	3-7	0-0	0-0	1	2	9
Koch	18	2-5	0-2	3-4	0-1	0	1	7
Eglseder	7	2-2	0-0	1-2	0-2	0	1	5
Totals	200	22-54	6-20	14-19	5-32	15	18	64

Team Pct.: FG – .407; FT – .737

Blocks: 4 (Stout 1, Coleman 3)

Turnovers: 15 (Stout 3, Coleman 4, Josten 1, Brown 1, McKowen 4, Koch 2)

Steals: 8 (Stout 1, Coleman 3, McKowen 2, Viet 1, Koch 1)

ILLINOIS STATE	Min.	FG-A	3FG-A	FT-A	O-REB	A	PF	TP
Dilligard, f	28	2-4	0-0	0-0	3-7	1	4	4
Dyer, c	27	6-13	4-5	4-5	0-5	0	3	20
Eldridge, g	33	6-11	1-4	5-6	0-4	3	0	18
Richardson, g	38	2-8	0-4	0-0	0-4	4	2	4
Johnson, g	33	3-6	0-3	11	0-3	4	2	7
Slack	10	1-3	0-0	2-2	0-1	0	0	4
Hill	14	3-4	0-0	0-0	0-1	0	0	6
Vandello	15	0-2	0-1	1-2	1-3	0	4	1
Holtz	18	1-3	1-2	0-0	0-1	0	1	3
Carlwell	9	0-1	0-0	0-0	1-2	1	1	0
Totals	200	24-55	6-19	13-16	6-36	13	17	67

Team Pct.: FG – .436; FT – .813

Blocks: 2 (Dilligard 1, Dyer 1)

Turnovers: 16 (Dilligard 2, Dyer 1, Eldridge 1, Richardson 1, Johnson 3, Slack 2, Vandello 1, Holtz 4, Carlwell 1)

Steals: 7 (Eldridge 3, Richardson 2, Holtz 2)

Officials: Tom Eades, Eddie Jackson, Ronnie Jones

Attendance: 3,585

Halftime Score: ILLINOIS STATE 25, Northern Iowa 25