



2007-08 REDBIRD BASKETBALL GAME NOTES

GAME 16

INDIANA STATE SYCAMORES (8-6, 2-2 MVC) VS. **ARV/ARV** ILLINOIS STATE REDBIRDS (14-1, 4-0 MVC)

SATURDAY, JAN. 19, 2008 • 4:05 P.M.

REDBIRD ARENA (10,200) • NORMAL, ILL.

TV: NONE • RADIO: WJBC-AM 1230 • LIVE STATS: www.GoREDBIRDS.COM



2007-08 SCHEDULE (14-1, 4-0 MVC)

NOVEMBER

11	at Eastern Illinois	W, 81-68
15	UW-GREEN BAY	W, 79-70
17	vs. Tennessee-Martin ••	W, 70-60
18	at South Florida ••	W, 82-57
25	DEPAUL	L, 75-80
29	LOYOLA	W, 82-51

DECEMBER

2	at Eastern Michigan	W, 79-60
4	at Ball State	W, 71-54
16	at Miami (Ohio)	W, 82-69
19	WESTERN ILLINOIS	W, 69-56
31	NORTHERN ILLINOIS	W, 78-54

JANUARY

3	at Evansville •	W, 75-67
5	at Southern Illinois •	W, 82-78
10	NORTHERN IOWA •	W, 74-53
13	at Bradley •	W, 94-61
19	INDIANA STATE •	4:05 p.m.
25	at Missouri State •	7:30 p.m.
27	at Wichita State •	2:05 p.m.
31	DRAKE •	4:05 p.m.

FEBRUARY

2	CREIGHTON •	7:05 p.m.
7	at Northern Iowa •	2:05 p.m.
10	BRADLEY •	2:05 p.m.
15	at Indiana State •	7:35 p.m.
21	WICHITA STATE •	7:05 p.m.
24	MISSOURI STATE •	1:05 p.m.
29	at Creighton •	7:05 p.m.

MARCH

2	at Drake •	2:05 p.m.
6	SOUTHERN ILLINOIS •	7:05 p.m.
8	EVANSVILLE •	4:05 p.m.
13-16	at State Farm MVC Tournament (St. Charles, Mo.)	TBA

All times CST

Home games in **BOLD CAPS**

• Missouri Valley Conference game

•• Best Western Roundball Classic (Tampa, Fla.)

FASTBREAK POINTS

- Illinois State's 14-1 record is the best start in program history.
- ISU is one of eight one-loss teams in Division I (Baylor, Maryland, North Carolina, Oklahoma State, Tennessee, VCU, Wyoming).
- ISU is one of five teams in the top-10 in scoring and field goal percentage in the nation (Connecticut, Maryland, North Carolina, Oklahoma).
- ISU is 4-0 in conference play for the seventh time in school history.
- The Redbirds' current 10-game winning streak is the fifth double-digit streak in school history.
- ISU's 10 non-conference wins this season are a school and Missouri Valley Conference single-season record.
- The Redbirds have scored at least 70 points in every game this season except for the game against Western Illinois, when they scored 69. ISU eclipsed 70 points in the first nine games of the season for the first time in the history of the program. Their scoring average of 78.2 ppg is the best in school history.
- Illinois State has received votes in the Associated Press Top-25 poll the past seven weeks and has received votes in the ESPN/USA Today/WBCA Coaches Poll for the past two.

PLAYER TO WATCH

Kristi Cirone-G



Cirone has been named the Valley Player of the Week after the first two weeks of conference play. It is the first time in her career that she has earned back-to-back conference honors and she is the 15th

player all-time to be honored in consecutive weeks. Cirone scored 20 points in each of the first three Valley games this year; marking just the second time in her career she had three-consecutive 20-point games. She leads the Valley in scoring in conference games (22.0 ppg) and ranks in the top-10 in five other categories. She has led the Redbirds in scoring in every Valley game and is shooting better than 60 percent overall and from three-point range.

TALE OF THE TAPE








VS.



8-6	W-L	14-1
70.4	PPG	78.2
72.4	OPP. PPG	62.6
-1.9	SCORING MARGIN	+15.6
.404	FG%	.490
.443	OPP. FG%	.397
.330	3-PT. FG%	.388
.333	OPP. 3-PT FG%	.343
.761	FT%	.725
.553	OPP. FT%	.707
36.1	RPG	38.5
40.4	OPP. RPG	32.2
-4.4	REBOUND MARGIN	+6.3
12.8	APG	19.7
17.1	TOPG	14.6
-1.3	TO MARGIN	+2.7
3.0	BPG	2.9
6.9	SPG	6.3

THE STARTING FIVE

C - NICOLLE LEWIS	F - ASHLEEN BRACEY	G - MAGGIE KRICK	G - TIFFANY HUDSON	G - KRISTI CIRONE
				
31	40	32	20	10
PPG 9.0	PPG 9.9	PPG 11.4	PPG 11.4	PPG 16.7
FG % .570	FG % .571	FG % .459	FG % .466	FG % .497
3-PT FG % .000	3-PT FG % .000	3-PT FG % .359	3-PT FG % .407	3-PT FG % .429
FT % .784	FT % .545	FT % .706	FT % .818	FT % .839
RPG 5.1	RPG 8.3	RPG 3.9	RPG 2.5	RPG 3.3
APG 1.0	APG 1.3	APG 3.0	APG 3.9	APG 6.5
BPG 1.3	BPG 0.3	BPG 0.1	BPG 0.1	BPG 0.2
SPG 0.3	SPG 0.8	SPG 1.2	SPG 0.7	SPG 1.5
MPG 22.0	MPG 27.9	MPG 26.9	MPG 28.9	MPG 33.1

State Farm



2007-08/CAREER SUPERLATIVES**GAMES PLAYED/STARTS**

	2007-08	CAREER	CONSECUTIVE STARTS
Brea Banks	15/0	40/1	---
Ashleen Bracey	15/15	31/15	15
Tamara Butler	7/0	31/0	---
Danielle Calef	10/0	10/0	---
Kristi Cirone	15/15	76/76	76
Amanda Clifton	14/0	14/0	--
Tiffany Hudson	15/15	107/48	15
Shala Jackson	15/0	15/0	---
Lashawn Johnson	15/0	102/34	---
Maggie Krick	15/15	48/45	23
Nicolle Lewis	15/15	56/45	33
Ashley Sandstead	5/0	70/14	---
Kenyatta Shelton	10/0	36/17	---
Brooke Singleton	11/0	40/0	---

DOUBLE-DIGIT GAMES

	2007-08	CAREER
Points		
Brea Banks	1	1
Ashleen Bracey	8	8
Kristi Cirone	14	68
Tiffany Hudson	9	23
Shala Jackson	6	6
Lashawn Johnson	0	10
Maggie Krick	8	16
Nicolle Lewis	6	21
Ashley Sandstead	0	10
Kenyatta Shelton	0	12
Brooke Singleton	0	1
Rebounds		
Ashleen Bracey	6	7
Lashawn Johnson	7	9
Nicolle Lewis	1	1
Kenyatta Shelton	8	8
Assists		
Kristi Cirone	1	5

20+ POINTS

	2007-08	CAREER
Kristi Cirone	5	20
Tiffany Hudson	2	2
Shala Jackson	1	1
Maggie Krick	2	3
Nicolle Lewis	1	3
Kenyatta Shelton	0	1

8+ REBOUNDS

	2007-08	CAREER
Ashleen Bracey	10	11
Lashawn Johnson	0	19
Maggie Krick	1	2
Nicolle Lewis	2	7
Kenyatta Shelton	1	14

5+ ASSISTS

	2007-08	CAREER
Ashleen Bracey	1	1
Kristi Cirone	12	42
Tiffany Hudson	6	20
Lashawn Johnson	0	1
Maggie Krick	2	5
Brooke Singleton	1	1

3+ BLOCKS

	2007-08	CAREER
Lashawn Johnson	0	1
Maggie Krick	0	1
Nicolle Lewis	2	15
Kenyatta Shelton	0	1

3+ STEALS

	2006-07	CAREER
Ashleen Bracey	1	1
Tamara Butler	0	1
Kristi Cirone	3	13
Tiffany Hudson	2	5
Shala Jackson	1	1
Lashawn Johnson	1	1
Maggie Krick	3	4
Nicolle Lewis	0	1
Ashley Sandstead	0	3

BIG THREE FOR KRICK

Sophomore guard **Maggie Krick** is only midway through her second season at ISU, but she has already established herself as one of the biggest threats from beyond the arc in program history. Krick made three trifectas against Bradley and became the 15th player in school history to amass 50 three-pointers in her career.

VALLEY GIRL

Junior guard **Kristi Cirone** is making a bid for another MVC Player of the Year award with her performance in the beginning of conference play this season. Cirone leads the Valley in scoring (22.0 ppg) and is third in assists (5.0 apg), three-point field goal percentage (.611) and free throw percentage (.950), fourth in assists-to-turnover ratio (2.86), eighth in field goal percentage (.617) and 13th in steals (1.7 spg). She has been named Valley Player of the Week in each of the first two weeks of conference play. Cirone eclipsed 20 points in each of the first three Valley games this season for just the second time in her career and her 24.3 point average over those games is the best scoring stretch of her career. After leading the Redbirds in scoring just twice in the non-conference schedule, Cirone has been atop the ISU scoring column in all four conference games.

HUDSON LENDS A HELPING HAND

Senior guard **Tiffany Hudson** has recorded five or more assists in each of the last six games, the first such streak of her career. Over the last six games, Hudson's scoring production has dropped off, but she has accumulated more assists than she did in the first nine games of the season and has increased her assist average from 2.9 to 3.9.

JACKSON IS OFFENSIVE ON THE GLASS

Freshman guard **Shala Jackson** is a talented offensive player with her ability to drive and shoot, but she has also shown a knack for tracking down offensive rebounds. Of her 58 rebounds on the season, nearly half (28) have come after her teammates have missed shots.

WE'RE GOING STREAKING!

After starting the season 4-0 for just the second time in program history, ISU suffered its first loss of the season to nationally-ranked DePaul, 80-75. The loss did not slow down the Redbirds, however, as they are on a 10-game winning streak since then, tied for the fourth-best in school history. It is the fifth double-digit winning streak in school history. Over the last 10 games, ISU is averaging 78.6 ppg and is outscoring its opponents by an average of 18.2 points per game. Southern Illinois is the only team to score more than 70 points against ISU during the streak and five teams have been held under 60 points. The Redbirds are shooting .494 from the field and hold an 8.8 rebounding margin over their opponents.

DON'T HACK THE 'BIRDS

One of the major factors for ISU's recent eight-game winning streak has been the team's success at the free throw line. Over the first five games of the season, the Redbirds shot .637 from the free throw line (58-91). Over the past 10 games, that percentage has risen to .779 (116-149). ISU was a perfect 10-for-10 from the charity stripe against Ball State. Against Evansville, the Redbirds were 16-of-18 from the free throw line and Cirone, senior guard **Tiffany Hudson** and sophomore forward **Ashleen Bracey** each made a pair of free throws in the final minute to seal the victory. In the win over Southern Illinois, the Redbirds made a season-high 25 free throws in 30 attempts. In the second half, they were 19-for-22 and made their first 12 free throws. Sophomore **Nicolle Lewis** made a string of 19-consecutive free throws, including perfect performances against Ball State (6-6), Miami (8-8) and Western Illinois (2-2). She has improved her season free throw percentage from .500 (7-14) to .767 (23-30).

GETTING OFF ON THE RIGHT FOOT

Illinois State posted a 10-1 record in non-conference play this season, setting the Illinois State and Missouri Valley Conference records for non-conference wins. The Redbirds reached 10 wins faster than any other team in the history of the school (the fastest team to 10 wins under **Robin Pingeton** was the 2006-07 squad who did it in 14 games). The 'Birds reached those milestones in commanding fashion: scoring 70 points in all but one game, including the first nine-consecutive, and outscoring their opponents by an average of 13.8 points per game.

A KEEN OFFENSIVE PROWESS

While some may say defense wins championships, Illinois State's offense has guided the team to the best start in school history. The Redbirds have the ninth-best scoring offense in the nation (78.2 ppg) and the fourth-best field goal percentage (.490). The Redbirds have eclipsed 70 points in 14 of 15 games this year, and scored 69 in the other game. ISU scored a season-high 94 points against Bradley, has surpassed 80 points four other times and has won by a double-digit margin 11 times.

2007-08 STATS BY CLASS

SCORING

Class	Pts.	PPG	Pct.*
Senior	205	13.7	17.5
Junior	321	21.4	27.4
Sophomore	485	32.3	41.3
Freshman	162	10.8	13.8

REBOUNDS

Class	Reb.	RPG	Pct.*
Senior	76	5.1	14.3
Junior	83	5.5	15.6
Sophomore	297	19.8	55.7
Freshman	72	5.1	14.4

ASSISTS

Class	Ast.	APG	Pct.*
Senior	71	4.7	24.1
Junior	108	7.2	36.6
Sophomore	87	5.8	29.5
Freshman	29	1.9	9.8

TURNOVERS

Class	TO	TOPG	Pct.*
Senior	52	3.5	24.2
Junior	45	3.0	20.9
Sophomore	90	6.0	41.9
Freshman	28	1.9	13.0

BLOCKS

Class	Bik.	BPG	Pct.*
Senior	5	0.3	11.6
Junior	3	0.2	7.0
Sophomore	29	1.9	67.4
Freshman	6	0.4	14.0

STEALS

Class	Stl.	SPG	Pct.*
Senior	17	1.1	11.6
Junior	28	1.9	29.5
Sophomore	27	2.5	38.9
Freshman	13	0.9	13.7

* Percent of team's total

FG %

Class	FGM-FGA	Pct.
Senior	75-195	.385
Junior	114-323	.353
Sophomore	201-277	.726
Freshman	59-132	.447

3-PT FG %

Class	3FGM-3FGA	Pct.
Senior	22-72	.306
Junior	42-91	.462
Sophomore	23-67	.343
Freshman	14-33	.424

FT %

Class	FTM-FTA	Pct.
Senior	33-47	.702
Junior	51-80	.638
Sophomore	60-73	.822
Freshman	30-47	.638

ACTIVE CAREER LEADERS

POINTS	1,181	Kristi Cirone
REBOUNDS	473	Lashawn Johnson
OFF. REBOUNDS	131	Lashawn Johnson
DEF. REBOUNDS	342	Lashawn Johnson
ASSISTS	404	Kristi Cirone
BLOCKS	89	Nicolle Lewis
STEALS	126	Kristi Cirone
FG %	.540	Nicolle Lewis
3-PT FG %	.361	Tiffany Hudson Ashley Sandstead
FT %	.793	Kristi Cirone

REDBIRDS RECEIVE NATIONAL ATTENTION

Illinois State's strong start to the season has garnered some national attention. ISU has received votes in the last nine Associated Press Top-25 polls. In the poll released on Tuesday, Jan. 15, the Redbirds received a season-high 26 votes, putting them at No. 30 in the nation. For the past three weeks, ISU has received votes ESPN/USA Today Coaches Poll, and is currently tied with Florida State, Liberty and Xavier for 41st in the nation with three votes. In the latest CollegeRPI.com rankings (Jan. 8), Illinois State came in at 36, the highest Valley team, and has been as high as 22 this season.

ROAD WARRIORS

Illinois State is 9-0 away from Bloomington-Normal, its best road start ever and the third-longest road winning streak in program history. The Redbirds average 77.8 ppg and have a 13.5 scoring margin on the road. Senior guard **Tiffany Hudson** performs much better on the road, averaging 14.9 ppg as opposed to 10.0 ppg in Redbird Arena. Both of her 20-point games this season were on the road and 17 of her 22 three-point field goals on the season have come in road contests.

WHAT SOPHOMORE JINX?

The ISU sophomore class is proving that there is no drop off between the first and second season. Center **Nicolle Lewis**, forwards **Ashleen Bracey** and **Kenyatta Shelton**, and guard **Maggie Krick** are making an impact in their second full seasons. Together, the quartet has provided 41.3 percent of the team's scoring, 55.7 percent of its rebounding and is shooting .726 (201-277) from the field and .822 (60-73) from the free throw line. Bracey, Krick and Lewis are all in the top-six on the team in scoring and are the Redbirds' top-three rebounders. Shelton is coming back from offseason knee surgery and has increased her productivity every game.

LEEN, MEAN REBOUNTING MACHINE

Sophomore forward **Ashleen Bracey** has transformed herself into one of the most imposing forwards in the Valley. She has started all 15 games this season, after averaging just 5.3 minutes per game in 16 games last season, and is the Redbirds' top-rebounder (8.3 rpg). Bracey has led the Redbirds in rebounding 11 times, including a career-high 12 against Southern Illinois. She has been one of the catalyst for the 'Birds during their current 10-game winning streak, leading the team in rebounding (9.0) and field goal percentage (.625), while everaging 12.0 ppg. She has recorded four double-doubles and scored in double-figures seven times during that stretch.

SETTING 'EM UP...

The Redbirds know how to handle and distribute the basketball. ISU is ranked fifth in the nation in assists per game (19.4) and is 20th in turnovers per game (14.8). Those stats combined create the fourth-best assist-to-turnover ratio in the country (1.31). ISU has recorded 15 or more assists in every game this season, including five games with more than 20 helpers. Junior guard **Kristi Cirone** leads the way for the 'Birds, ranking eighth in the nation in assists per game (6.5) and second in assist-to-turnover ratio (2.97), while leading the Valley in both categories. She isn't the only one taking care of the rock; senior guard **Tiffany Hudson** is 30th in the nation in assists-to-turnover ratio (2.03) and sophomore guard **Maggie Krick** ranks 85th (1.61)

... AND KNOCKING EM DOWN

Illinois State has the No. nine scoring offense in the nation (78.2 PPG) and ranks fourth in the nation in field goal percentage (.490). The top-offensive team in the Valley, ISU has six players in the top-30 in scoring and five players in the top-15 in field goal percentage, more than any other Valley team. Sophomore forward **Ashleen Bracey** (.571) and sophomore center **Nicolle Lewis** (.570) rank second and third in the conference in field goal percentage, respectively.

KEEPING OF THE GUARD

Strong guard play has been a staple of recent Redbird teams and that has never been more true than this season as the 'Birds have a guard in every class stepping up big. Senior **Tiffany Hudson**, junior **Kristi Cirone**, sophomore **Maggie Krick** and freshman **Shala Jackson** are four of the top-six scorers on the team. The quartet has combined for 729 points (62.1% of the team's total), 87 three-point field goals (86.1%), 203 rebounds (38.1%), 214 assists (72.5%) and 61 steals (64.2%). Each of the four players ranks in the top-30 in the Valley in scoring.

SECOND TO NONE

Illinois State has used the same starting lineup the entire season and those players are each averaging more than 21 minutes per game, but that doesn't mean that the rest of the roster isn't making an impact. The Redbird bench is averaging 18.0 ppg and has outscored the opponents non-starters nine times. ISU is 11-1 when its bench outscored the opponents. Against Loyola, the Redbird bench scored 40 of the team's 82 points, on a 15-for-37 performance from the field (.405), and had 30 rebounds and nine assists. In the Redbird win over Northern Illinois, the bench contributed 27 points to just nine for the Huskies. Against Bradley, the Redbird non-starters again poured in 40 points, nearly half of the team-s season-high 94 total.



THROUGH THE YEARS

Illinois State's record through 15 games under

Robin Pingeton:

2003-04	10-5
2004-05	5-10
2005-06	6-9
2006-07	11-4
2007-08	14-1

REDBIRDS IN THE POLLS

	Associated Press	ESPN/USA Today
Preseason	NR	NR
11/13	NR	NR
11/20	ARV (7)	NR
11/27	ARV (5)	NR
12/4	ARV (6)	NR
12/11	ARV (7)	NR
12/18	ARV (10)	NR
12/25	ARV (16)	ARV (1)
1/2	ARV (13)	ARV (1)
1/8	ARV (16)	ARV (3)
1/15	ARV (26)	ARV (12)

TAKING CHARGE

Charges taken by Illinois State players:

Ashleen Bracey	6
Kristi Cirone	8
Lashawn Johnson.....	6

REDBIRDS IN NCAA RANKINGS

Category	TEAM **	Rank	Stat
Winning Percentage		T-4	.933
Scoring Offense		9	78.2
Scoring Defense		134	62.6
Scoring Margin		23	15.6
FG Percentage		4	.490
FG Percentage Defense		146	.397
3-Pt. FG/Game		36	6.7
3-Pt. FG Percentage		14	.386
Free Throw Percentage		63	.725
Rebound Margin		T-35	6.3
Assists/Game		2	19.7
Turnovers/Game		T-18	14.6
Assist/Turnover Ratio		3	1.35
Blocks/Game		202	2.9
Steals/Game		290	6.3

Category	INDIVIDUAL ***	Name	Rank	Stat
Points/Game		Kristi Cirone	81	16.7
Field Goal Percentage		Kristi Cirone	77	.497
3-Pt. FG Percentage		Kristi Cirone	T-25	.429
Free Throw Percentage		Kristi Cirone	53	.839
Rebounds/Game		Ashleen Bracey	92	8.3
Assists/Game		Kristi Cirone	8	6.5
Assist/Turnover Ratio		Kristi Cirone	2	2.97
		Tiffany Hudson	30	2.03
		Maggie Krick	85	1.61

* Rankings as of 1/13/07.
 ** All 326 teams ranked in team categories.
 *** 100 players ranked in individual categories.

REDBIRD CONFERENCE HONORS

Freshman guard **Shala Jackson** was named the MVC Newcomer of the Week on Nov. 19 after averaging 14.0 points and 4.3 rebounds per game in three Redbird wins. Jackson scored a career-high 20 points to lead the Redbirds to their first ever win over Green Bay. Sophomore forward **Ashleen Bracey** earned the Valley Player of the Week award after posting a double-double of with 16 points and and a career-high tying 11 rebounds against Miami (Ohio). Junior guard **Kristi Cirone** back-to-back conference honors after averaging 22.0 ppg in the first two weeks of Valley play.

FUN IN THE SUN DOME

ISU won the Best Western Roundball Classic in Tampa, Fla., to claim its first regular season tournament title since the 1988 Ohio State Buckeye Classic. Senior guard **Tiffany Hudson** was named the MVP after averaging 19.0 points over the two games. Junior guard **Kristi Cirone**, sophomore guard **Maggie Krick** and freshman guard **Shala Jackson** were all named to the all-tournament team, giving the Redbirds four of the six honors at the tournament.

CIRONE ACHIEVES SCORING MILESTONE

Junior guard **Kristi Cirone** made a 18-foot jumper as the horn sounded at the end of the first half against DePaul that cut the Redbirds' halftime deficit to eight points, but also held even greater significance. Thhsoe two points gave Cirone 1,001 in her career at Illinois State, making her the 23rd player in program history to reach quadruple digits in points. Cirone became the seventh junior and the eighth non-senior to reach the 1,000 point plateau. She finished the game with 25 points and is currently in 22nd place on the school's all-time scoring list with 1,042.

BROADWAY, HELLICKSON SIGN NLI'S TO JOIN WOMEN'S HOOPS PROGRAM

Continuing a trend of successful and impactful recruiting, head coach **Robin Pingeton** and her staff had two recruits sign National Letters of Intent to play at ISU on Friday, Nov. 16. Guard **Katie Broadway** (Beltatho, Ill.) and forward **Danielle Hellickson** (St. Louis, Mo.) will make up the Class of 2012 and begin their eligibility in 2008-09. Broadway is already the all-time leader in points and steals at Civic Memorial High School and is a three-time all-conference selection. Hellickson transferred to Incarnate Word last year after two all-conference seasons at Tower Grove Christian. She averaged 4.0 points and 3.0 rebounds per game as a reserve

REDBIRDS TABBED SECOND IN MVC PRESEASON POLL

In the 2007-08 Missouri Valley Conference preseason poll, the Illinois State Redbrids were projected to finish in second place. The Redbirds received received 342 votes, including 12 first-place votes. The second place pick was the highest the Redbirds have been projected since 1989-90 and the 12 first place votes were their most ever.

2007-08 REDBIRD ROSTER

3	Tamara Butler	F	6-0	Sr.	Champaign, Ill.(Centennial/Lincoln Land CC)
4	Brea Banks	F	6-0	Jr.	Richton Park, Ill. (Marian Catholic)
10	Kristi Cirone	G	5-8	Jr.	Chicago, Ill. (Resurrection)
12	Ashley Sandstead	G	5-10	Jr.-RS	Arlington Heights, Ill. (Buffalo Grove)
14	Amanda Clifton	G	5-8	Fr.	Rock Island, Ill. (Alleman Catholic)
20	Tiffany Hudson	G	5-7	Sr.	Naperville, Ill. (Naperville Central)
21	Kenyatta Shelton	F	6-1	So.	Chicago, Ill. (Crane Tech)
22	Taylor Lawless	F	6-1	Fr.	Wheeling, Ill. (Wheeling)
23	Danielle Calef	F	6-0	Fr.	Cedar Rapids, Iowa (Prairie)
31	Nicolle Lewis	C	6-6	So.-RS	Wind Lake, Wis. (Muskego)
32	Maggie Krick	G	5-11	So.	Washington, Ill. (Washington)
33	Shala Jackson	G	5-9	Fr.	Ft. Wayne, Ind. (Southside)
34	Brooke Singleton	G/F	5-10	Jr.	Roseville, Ill. (Roseville)
40	Ashleen Bracey	F	6-0	So.	Oak Park, Ill. (Oak Park, Ill.)
42	Lashawn Johnson	C	6-2	Sr.	Chicago, Ill. (Harlan)

Head Coach: Robin Pingeton (Fifth season)
Associate Head Coach: Randy Norton
Assistant Coaches: Willie Cox, Jenny Putnam
Director of Basketball Operations: Taren Martin



MVC STANDINGS

TEAM	MVC	OVERALL	PCT.
1. Illinois State	4-0	14-1	.933
2. Drake	3-0	10-4	.714
3. Evansville	3-2	8-7	.533
Missouri State	3-2	4-11	.312
5. Creighton	2-2	9-6	.600
Indiana State	2-2	8-6	.571
Southern Illinois	2-2	6-8	.429
8. Bradley	1-3	7-8	.467
Northern Iowa	1-3	5-10	.333
10. Wichita State	0-5	6-11	.353

*As of games on 1/17/08

MVC PRESEASON POLL

TEAM	POINTS
1. Drake (24)	348
2. Illinois State (12)	342
3. Indiana State	289
4. Evansville (1)	288
5. Southern Illinois (1)	233
6. Creighton (1)	223
7. Missouri State	136
8. Northern Iowa	113
9. Wichita State	95
10. Bradley	78

MVC RPI RANKINGS

TEAM	RPI
Bradley	174
Creighton	75
Drake	76
Evansville	159
Illinois State	37
Indiana State	124
Missouri State	178
Northern Iowa	191
Southern Illinois	194
Wichita State	187
Missouri Valley Conference	9

*According to CollegeRPI.com (1/15/08)
31 conferences included in NCAA Division I

MVC THIS WEEK

BRADLEY		
1/17	vs. Wichita State	W, 66-54
1/19	vs. Missouri State	2:05 p.m.
CREIGHTON		
1/17	at Evansville	L, 75-60
1/20	at Southern Illinois	2:05 p.m.
DRAKE		
1/18	at Southern Illinois	7:35 p.m.
1/20	at Evansville	2 p.m.
EVANSVILLE		
1/17	vs. Creighton	W, 75-60
1/20	vs. Drake	2 p.m.
INDIANA STATE		
1/19	at Illinois State	4:05 p.m.
MISSOURI STATE		
1/17	at Northern Iowa	W, 78-55
1/19	at Bradley	2:05 p.m.
NORTHERN IOWA		
1/17	vs. Missouri State	L, 78-55
1/19	vs. Wichita State	7:05 p.m.
SOUTHERN ILLINOIS		
1/18	vs. Drake	7:35 p.m.
1/20	vs. Creighton	2:05 p.m.
WICHITA STATE		
1/17	at Bradley	L, 66-54
1/19	at Northern Iowa	7:05 p.m.

MVC RANKINGS-TEAM

** All Games **

SCORING OFFENSE *	
1st	78.2
SCORING DEFENSE *	
2nd	62.6
SCORING MARGIN	
1st	+15.6
FG PERCENTAGE	
1st	.490
FG PERCENTAGE DEFENSE	
2nd	.397
3-PT FG PERCENTAGE	
1st	.388
3-PT FG PERCENTAGE DEFENSE	
7th	.343
FREE THROW PERCENTAGE	
4th	.725
REBOUNDING OFFENSE *	
5th	38.5
REBOUNDING DEFENSE *	
1st	32.2
REBOUNDING MARGIN	
1st	+6.3
OFFENSIVE REBOUNDS *	
7th	12.0
DEFENSIVE REBOUNDS *	
2nd	26.5
ASSISTS *	
1st	19.7
ASSIST/TURNOVER RATIO	
1st	2.7
TURNOVER MARGIN	
4th	+2.7
BLOCKS *	
4th	2.9
STEALS *	
T-7th	6.3

** Valley Games **

SCORING OFFENSE *	
1st	81.2
SCORING DEFENSE *	
3rd	64.8
SCORING MARGIN	
2nd	+16.5
FG PERCENTAGE	
1st	.515
FG PERCENTAGE DEFENSE	
5th	.413
3-PT FG PERCENTAGE	
1st	.468
3-PT FG PERCENTAGE DEFENSE	
6th	.339
FREE THROW PERCENTAGE	
1st	.785
REBOUNDING OFFENSE *	
7th	37.2
REBOUNDING DEFENSE *	
1st	27.5
REBOUNDING MARGIN	
1st	+9.7
OFFENSIVE REBOUNDS *	
7th	10.8
DEFENSIVE REBOUNDS *	
4th	26.5
ASSISTS *	
2nd	19.3
ASSIST/TURNOVER RATIO	
2nd	1.24
TURNOVER MARGIN	
5th	-0.3
BLOCKS *	
4th	2.8
STEALS *	
7th	5.3

*-Ranked based on per game average

**-As of games on 1/12/07

MVC RANKINGS-INDIVIDUAL

** All Games **

SCORING *	
3. Kristi Cirone	16.7
T-18. Tiffany Hudson	11.4
Maggie Krick	11.4
24. Ashleen Bracey	9.9
27. Shala Jackson	9.1
28. Nicole Lewis	9.0
FIELD GOAL PERCENTAGE	
2. Ashleen Bracey	.571
3. Nicole Lewis	.570
7. Kristi Cirone	.497
12. Tiffany Hudson	.466
14. Maggie Krick	.459
3-PT FG PERCENTAGE	
4. Kristi Cirone	.429
FREE THROW PERCENTAGE	
5. Kristi Cirone	.839
REBOUNDING *	
2. Ashleen Bracey	8.3
20. Nicole Lewis	5.1
OFFENSIVE REBOUNDS *	
4. Ashleen Bracey	2.7
12. Nicole Lewis	1.9
DEFENSIVE REBOUNDS *	
2. Ashleen Bracey	5.7
ASSISTS *	
1. Kristi Cirone	6.5
6. Tiffany Hudson	3.9
12. Maggie Krick	3.0
ASSIST/TURNOVER RATIO	
1. Kristi Cirone	2.97
3. Tiffany Hudson	2.03
5. Maggie Krick	1.61
BLOCKS *	
2. Nicole Lewis	1.3
STEALS *	
10. Kristi Cirone	1.5

** Valley Games **

SCORING *	
1. Kristi Cirone	22.0
18. Nicole Lewis	11.5
T-22. Shala Jackson	10.5
FIELD GOAL PERCENTAGE	
T-6. Nicole Lewis	.625
8. Kristi Cirone	.617
10. Ashleen Bracey	.560
3-PT FG PERCENTAGE	
3. Kristi Cirone	.611
FREE THROW PERCENTAGE	
3. Kristi Cirone	.950
T-8. Tiffany Hudson	.889
REBOUNDING *	
3. Ashleen Bracey	9.0
T-14. Nicole Lewis	6.3
OFFENSIVE REBOUNDS *	
5. Ashleen Bracey	3.3
DEFENSIVE REBOUNDS *	
3. Ashleen Bracey	5.8
T-7. Nicole Lewis	5.0
ASSISTS *	
1. Tiffany Hudson	5.8
3. Kristi Cirone	5.0
ASSIST/TURNOVER RATIO	
4. Kristi Cirone	2.86
5. Tiffany Hudson	2.56
BLOCKS *	
2. Nicole Lewis	1.8
STEALS *	
T-13. Kristi Cirone	1.3

REDBIRDS WHEN...

At home	5-1
On the road.....	8-0
At neutral site.....	1-0
Leading at half	12-0
Trailing at half	2-1
Tied at half	0-0
In overtime.....	0-0
Coming off a win	12-1
Coming off a loss	1-0
ISU scores first	12-0
Opponent scores first	2-1
In 1-4 point games	1-0
In 5-9 point games	2-1
In 10-14 point games.....	4-0
In 15+ point games.....	7-0
Leading with 5 minutes left in regulation	14-0
Trailing with 5 minutes left in regulation.....	0-1
Tied with 5 minutes left in regulation	0-0
Scoring less than 50 points	0-0
Scoring 50-59 points.....	0-0
Scoring 60-69 points.....	1-0
Scoring 70-79 points.....	7-1
Scoring 80-89 points.....	5-0
Scoring 90-99 points.....	1-0
Scoring 100 + points.....	0-0
Allowing less than 50 points	0-0
Allowing 50-59 points	6-0
Allowing 60-69 points	6-0
Allowing 70-79 points	2-0
Allowing 80-89 points	0-1
Allowing 90-99 points	0-0
Allowing 100 + points	0-0
Better than 50% FG.....	6-0
Less than 50% FG	8-1
Opponent better than 50% FG	2-1
Opponent less than 50% FG	12-0
Outshooting opponent	12-0
Outshot by opponent	2-1
Better than 50% 3-Pt. FG	3-0
Less than 50% 3-Pt. FG	11-1
Opponent better than 50% 3-Pt. FG	1-1
Opponent less than 50% 3-Pt. FG.....	13-0
Better than 50% FT	14-1
Less than 50% FT	0-0
Opponent better than 50% FT	14-1
Opponent less than 50% FT.....	0-0
Shooting more free throws than opponent	6-0
Shooting less free throws than opponent	7-1
Free throws are even.....	1-0
Starters outscore opponents	14-0
Opponent starters outscore ISU	0-1
Starter scoring is even	0-0
Bench scores in double-digits.....	14-1
Bench outscores opponent.....	11-1
Opponent bench outscores ISU	2-0
Bench scoring is even	1-0
No ISU player scores in double-figures	0-0
One player scores in double-figures.....	0-0
Two players in double-figures.....	0-0
Three or more players in double-figures.....	14-1
Outrebounding opponent.....	11-1
Outrebounded by opponent.....	3-0
Rebounds are even	0-0
10+ assists	14-1
10+ steals	3-0
5+ blocks	3-0
Forcing more turnovers than opponent	9-0
Committing more turnovers than opponent	4-1
In November.....	5-1
In December.....	5-0
In January.....	4-0
In February	0-0
In March.....	0-0

2007-08 OPPONENTS

	W-L	RANKING	RPI	SOS	NEXT GAME
Eastern Illinois	9-9	-/-	208	236	1/19 at Tennessee State
Green Bay	13-3	-/-	66	160	1/19 at Valparaiso
Tennessee-Martin	4-14	-/-	309	287	1/19 vs. Murray State
South Florida	10-7	-/-	85	90	1/19 at Seton Hall
DePaul	13-3	23/22	50	114	1/19 at Marquette
Loyola-Chicago	3-12	-/-	276	121	1/19 at Illinois-Chicago
Eastern Michigan	7-8	-/-	136	126	1/19 at Central Michigan
Ball State	6-10	-/-	179	108	1/19 at Toledo
Miami (Ohio)	10-7	-/-	109	97	1/19 at Ohio
Western Illinois	7-9	-/-	246	232	1/19 at Oral Roberts
Northern Illinois	6-11	-/-	224	100	1/19 at Western Michigan
Evansville	8-7	-/-	159	158	1/20 vs. Drake
Southern Illinois	6-8	-/-	194	135	1/18 vs. Drake
Northern Iowa	5-10	-/-	191	110	1/19 vs. Wichita State
Bradley	7-8	-/-	174	146	1/19 vs. Missouri State
Indiana State	8-6	-/-	124	125	1/19 at Illinois State
Missouri State	5-11	-/-	178	62	1/19 at Bradley
Wichita State	6-11	-/-	187	116	1/19 at Northern Iowa
Drake	10-4	-/-	76	119	1/18 at Southern Illinois
Creighton	9-6	-/-	73	78	1/20 at Southern Illinois
COMBINED RECORD	152-164		.481		
Illinois State	14-1	ARV/ARV	44	191	1/19 vs. Indiana State

RPI and strength of schedule based on CollegeRPI.com rankings (1/15/08)

ISU RECORD BY CONFERENCE

BIG EAST (DePaul, USF)	1-1
Horizon League (Green Bay, Loyola, Western Illinois)	3-0
Mid-American Conference (Ball State, Eastern Michigan, Miami, Northern Illinois)	4-0
Ohio Valley Conference (Eastern Illinois, Tennessee-Martin)	2-0

STREAKS VS. 2007-08 OPPONENTS

TEAM	CURRENT	LONGEST WINNING	LONGEST LOSING	TEAM	CURRENT	LONGEST WINNING	LONGEST LOSING
Ball State	W2	2	2	Miami (Ohio)	W3	3	--
Bradley	W5	6	2	Missouri State	W3	6	11
Creighton	L1	4	8	Northern Illinois	W1	5	1
DePaul	L2	4	8	Northern Iowa	W1	22	8
Drake	W3	7	14	South Florida	W2	2	--
Eastern Illinois	W4	10	2	Southern Illinois	W1	9	12
Eastern Michigan	W2	2	--	Tennessee-Martin	W1	1	2
Evansville	W1	8	4	Western Illinois	W2	27	1
Indiana State	L1	12	10	UW-Green Bay	L4	--	4
Loyola-Chicago	W6	6	--	Wichita State	W1	7	4



SERIES HISTORY

All-Time Series Illinois State leads, 35-32
 Home ILS, 22-16
 Away INS, 16-13
 Neutral 1-1
 First meeting 1972
 Longest winning streak 12
 Longest losing streak 10
 Current streak L1
 Last 10 5-5
 Coach Pingeton vs. Indiana State 5-5

SERIES YEAR-BY-YEAR

DATE	RESULT	SCORE	SITE
1/15/72	W	44-26	H
2/17/73	L	48-59	H
3/9/73	L	45-57	H
1/16/74	W	49-41	H
3/8/74	W	58-41	H
2/27/75	L	54-66	H
3/7/75	W	58-49	H
2/24/76	L	62-71	H
3/12/76	L	63-65	H
2/19/77	L	68-69	A
3/11/77	L	60-75	H
2/18/78	W	77-43	H
2/17/79	L	60-81	A
2/15/80	W	65-59	A
1/2/81	W	79-77	H
2/20/81	W	78-64	A
2/18/82	W	82-60	H
1/18/83	W	82-57	A
1/14/84	W	75-54	H
2/11/84	W	67-51	A
1/19/85	W	91-69	H
2/16/85	W	85-61	A
1/5/86	W	74-50	H
3/5/86	W	77-70	A
1/20/87	W	81-68	H
2/18/87	L	62-71	A
1/13/88	L	56-65	A
2/12/88	W	95-53	H
1/9/89	W	71-60	H
2/1/89	W	86-65	A
1/12/90	W	79-64	A
2/9/90	W	70-49	H
1/3/91	W	69-51	H
3/1/91	L	78-82	A
2/1/92	L	64-71	A
3/1/92	W	79-62	H
1/18/93	L	72-73	A
2/19/93	W	71-50	H
1/7/94	L	51-65	H
2/4/94	W	76-73	OT A
1/21/95	L	65-73	H
2/18/95	L	62-85	A
1/7/96	W	82-63	A
2/3/96	W	77-43	H
12/29/96	W	80-54	H
3/1/97	W	78-59	A
12/31/97	L	48-57	H
2/26/98	L	65-68	A
3/4/98	L	57-68	N
1/23/99	L	57-65	A
2/20/99	L	67-75	H
1/5/00	L	58-71	H
2/5/00	L	53-67	A
1/20/01	L	67-76	A
2/16/01	L	60-82	H
12/29/01	L	51-57	A
2/28/02	W	70-67	H
1/4/03	L	51-70	H
3/5/03	L	54-74	A
1/24/04	L	73-83	H
2/22/04	W	80-76	OT A
3/11/04	W	77-63	N
1/1/05	W	82-73	H
3/5/05	L	48-68	A
3/12/05	W	72-70	H
1/7/06	L	76-92	A
2/4/06	L	71-75	H
1/19/07	W	89-81	A
2/18/07	L	66-76	H

THE REDBIRDS-SYCAMORES SERIES

Illinois State leads the all-time series with Indiana State, 35-32. The Redbirds' longest winning streak in the series was 12 games, spanning from 1980-87, but the Sycamores had an equally impressive streak from 1997-2001, winning 10-straight matchups. That streak started a trend of recent dominance for the Sycamores, who have won 17 of the last 26 meetings.

LAST MEETING IN NORMAL

INDIANA STATE 76 - ILLINOIS STATE 66
FEB. 18, 2007 • NORMAL, ILL.

Kristi Cirone poured in a game-high 24 points, and **Nicolle Lewis** added 19 points and seven rebounds, but Indiana State's Rachel Maenpaa and Laura Rudolphi each tallied double-doubles to lift the Sycamores to a 76-66 win over Illinois State. With the win, Indiana State earned a regular season split with the Redbirds, who captured an 89-81 win at the Hulman Center on Jan. 19.

Despite slow offensive starts by both teams, the Redbirds and Sycamores were deadlocked at 12-12 through the first eight and a half minutes. **Megan McCracken** hit two three-pointers in the stretch, while Maenpaa chipped in six quick points to lead the early Indiana State attack. The Sycamores broke a 21-21 tie with a quick 5-0 spurt, and claimed a 26-21 advantage after back-to-back free throws by Maria Olsthoorn. After Cirone pulled the Redbirds within two (27-25) with 3:13 left, Indiana State finished the frame on an 8-4 spree. Illinois State's Lori Trumblee hit a jumper as time expired in the half to pull the 'Birds within six, 35-29.

INDIANA STATE 76 (15-10, 8-6 MVC)

PLAYER	FG	3FG	FT	O-D	PF	TP	A	TO	B	S	Min.
Maenpaa, f	9-13	0-0	4-5	2-8	3	22	2	3	2	0	28
Rudolphi, c	5-14	0-0	3-6	0-12	5	13	0	3	1	0	29
Phillips, g	3-5	1-1	4-5	0-4	1	11	5	1	0	1	35
Luna, g	4-9	3-6	2-2	1-1	2	13	1	1	0	1	28
Paul, g	0-0	0-0	3-6	0-1	1	3	0	2	0	2	23
Phillips	1-4	1-3	0-0	0-0	1	3	1	4	0	0	26
Thatcher	0-0	0-0	2-2	0-0	1	2	0	0	0	0	2
Olsthoorn	1-2	0-0	3-4	0-1	2	5	0	2	0	1	11
Schilli	2-4	0-0	0-0	1-4	0	4	0	0	0	0	14
Rivest	0-0	0-0	0-0	0-1	1	0	0	0	0	0	4
TEAM	25-51	5-10	21-30	5-39	16	76	9	16	3	5	200

	1ST HALF	2ND HALF	GAME
FG %	12-24 50.0	13-27 48.1	25-51 49.0
3FG %	1-2 50.0	4-8 50.0	5-10 50.0
FT %	10-12 83.3	11-18 61.1	21-30 70.0

ILLINOIS STATE 66 (17-8, 10-4 MVC)

PLAYER	FG	3FG	FT	O-D	PF	TP	A	TO	B	S	Min.
Johnson, f	2-6	0-0	2-2	2-5	4	6	2	2	0	1	30
Lewis, c	5-12	0-0	9-12	1-6	5	19	1	2	2	0	26
Cirone, g	8-15	4-7	4-6	0-2	4	24	2	1	0	1	36
McCracken, g	3-14	3-10	2-2	3-5	1	11	3	1	0	3	39
Hudson, g	0-3	0-1	0-0	1-1	3	0	2	3	0	1	16
Butler	1-6	0-0	0-0	1-3	0	2	0	0	1	0	15
Graham	0-1	0-1	0-0	1-0	1	0	1	0	0	1	10
Sandstead	0-1	0-0	0-0	0-0	1	0	0	0	0	0	1
Shelton	0-3	0-0	0-0	0-1	0	0	0	0	0	0	5
Krick	1-7	0-2	0-0	1-5	2	2	3	0	0	0	19
Trumblee	1-2	0-0	0-0	1-0	1	2	0	0	0	0	3
TEAM	21-70	7-21	17-22	12-28	22	66	14	9	3	7	200

	1ST HALF	2ND HALF	GAME
FG %	12-36 33.3	9-34 26.5	21-70 30.0
3FG %	3-9 33.3	4-12 33.3	7-21 33.3
FT %	2-3 66.7	15-19 78.9	17-22 77.3

SCORE BY PERIODS	1ST	2ND	FINAL
INDIANA STATE	35	41	76
ILLINOIS STATE	29	37	66

2007-08 SYCAMORES ROSTER

1	Angela Phillips	G	5-5	Sr.	Oak Ridge, Tenn. (Kentucky)
2	Annie Bankhead	G	5-8	Jr.	Hillside, Ill. (Proviso, Ill.)
3	Kelsey Luna	G	5-5	So.	St. Louis, Mo. (St. Joseph's Academy)
10	Leah Phillips	G	5-7	Jr.	Newburgh, Ind. (Castle)
11	Anne Thatcher	G	5-10	Sr.	Kokomo, Ind. (Kokomo)
15	Maria Olsthoorn	C	6-1	So.	Newburgh, Ind. (Castle)
23	Heather Seyfred	G	5-6	Fr.-RS	Galien, Mich. (Bridgeman)
24	Sarah Paul	G	5-5	So.	Elkhorn, Wis. (Elkhorn)
31	Kelsie Cooley	F	6-1	Fr.	Dayton, Ohio (Beavercreek)
32	Kara Schill	G/F	5-10	Jr.	St. Genevieve, Mo. (Valle Catholic)
45	Laura Rudolphi	C	6-2	Sr.	Carlyle, Ill. (Carlyle)
50	Laurence Rivest	C	6-1	So.	Mount Laurier, Quebec (Regina Assumpta Academy)

Head Coach: Jim Wiedie (Eighth Season)
Assistant Coaches: Clint Weddle, Amy Siegel, Sarah Shackle



ASSOCIATED PRESS POLL (1/15/07)

1. Connecticut (50)	1,250
2. Tennessee	1,192
3. North Carolina	1,133
4. Maryland	1,101
5. Rutgers	1,065
6. Baylor	950
7. Stanford	943
8. California	877
9. LSU	858
10. Duke	808
11. Oklahoma	759
12. Georgia	603
13. George Washington	555
14. West Virginia	538
15. Old Dominion	504
16. Ohio State	447
17. Notre Dame	431
18. Oklahoma State	378
19. Texas A&M	349
20. Wyoming	301
21. Auburn	278
22. Pittsburgh	194
23. DePaul	177
24. Texas	154
25. Colorado	98

Also Receiving Votes:

Arizona State (55), Kansas State (41), Georgia Tech (36), Syracuse (32), **Illinois State (26)**, Arkansas (25), Nebraska (24), Virginia (22), Utah (11), Michigan State (7), Iowa State (6), Vanderbilt (6), Dayton (3), Kansas (3), Louisville (3), Minnesota (3), Florida State (2), Liberty (2).

ESPN/USA TODAY COACHES POLL (1/15/07)

1. Connecticut (31)	775
2. Tennessee	742
3. North Carolina	706
4. Maryland	679
5. Rutgers	658
6. Stanford	599
7. Baylor	593
8. LSU	526
9. California	512
10. Oklahoma	504
11. Georgia	413
12. Duke	409
13. George Washington	374
14. West Virginia	367
15. Notre Dame	277
16. Texas A&M	269
17. Ohio State	261
18. Auburn	219
19. Oklahoma State	192
20. Old Dominion	181
21. Wyoming	180
22. DePaul	144
23. Texas	139
24. Pittsburgh	63
25. Arizona State	57

Also Receiving Votes:

Arkansas (54), Iowa State (31), Syracuse (22), Hartford (14), Utah (14), Georgia Tech (13), **Illinois State (12)**, Marist (12), Western Kentucky (12), Liberty (4), Xavier (4), North Carolina State (3), UTEP (3), Middle Tennessee State (2), Jacksonville (1), Minnesota (1), Quinnipiac (1).

CAREER RECORD WATCH

POINTS

1. Cathy Boswell (79-83)	2,005
16. Jaci McCormack (00-01, 02-05)	1,196
17. Kristi Cirone (05-Present)	1,181

SCORING AVERAGE

1. Charlotte Lewis (75-78)	18.4
2. Cathy Boswell (79-83)	16.6
3. Kristi Cirone (05-Present)	15.5

FIELD GOALS MADE

1. Cathy Boswell (79-83)	889
27. Amber Lindbeck (84-88)	389
28. Kristi Cirone (05-Present)	369

FIELD GOALS ATTEMPTED

1. Cathy Boswell (79-83)	1,819
24. Tami Baalke (89-93)	912
25. Kristi Cirone (05-Present)	895

3-PT FIELD GOALS MADE

1. Jenny Schmidt (95-99)	205
3. Megan McCracken (04-07)	183
4. Kristi Cirone (05-Present)	129
Cindy Kaufmann (87-91)	129
8. Shandeen Hunt (97-01)	91
9. Tiffany Hudson (04-Present)	69
13. LuAnn Robinson (87-91)	56
Mary Jane Johnson (92-96)	56
15. Maggie Krick (06-Present)	51
16. Stacy Griffin (93-97)	49
17. Ashley Sandstead (04-Present)	45
25. Sara Stevenson (02-07)	19
26. Brea Banks (05-Present)	18

3-PT FIELD GOALS ATTEMPTED

1. Jaci McCormack (00-01, 02-05)	492
4. Meghan McCracken (04-07)	399
5. Kristi Cirone (05-Present)	355
10. Kristin Valdez (94-98)	217
11. Tiffany Hudson (04-Present)	196
15. Erin Keeney (02-05)	165
16. Maggie Krick (06-Present)	147
19. Beth Huston (00-04)	125
20. Ashley Sandstead (04-Present)	122
Steph Reichle (99-03)	122
26. Tracey Bloodworth (90-93)	63
27. Brea Banks (05-Present)	59

3-PT FIELD GOAL PERCENTAGE

1. Jenny Schmidt (95-99)437
4. Meghan McCracken (04-07)371
5. Kristi Cirone (05-Present)363
6. Erin Keeney (02-05)358
7. Tiffany Hudson (04-Present)352

FREE THROWS MADE

1. Katie Donovan (01-05)	362
2. Pam Tanner (85-89)	339
3. Kristi Cirone (05-Present)	314

FREE THROWS ATTEMPTED

1. Katie Donovan (01-05)	543
5. Char Govan (85-86, 87-90)	409
6. Kristi Cirone (05-Present)	396
Susan Wellman (84-88)	396

FREE THROW PERCENTAGE

1. Shannon Fulton (87-91)849
5. Beth Landes (77-81)800
6. Kristi Cirone (05-Present)793

REBOUNDS

1. Cathy Boswell (79-83)	1,063
18. Holly Hallstrom (04-06)	507
19. Lashawn Johnson (04-Present)	473

REBOUNDING AVERAGE

1. Charlotte Lewis (74-78)	12.7
21. Kay Schroeder (92-96)	4.8
22. Lashawn Johnson (04-Present)	4.6
Sharon Blade (00-03)	4.6
25. Cindy Kaufmann (87-91)	4.4
26. Nicolle Lewis (05-Present)	4.3
Nadia Peruch (97-01)	4.3
Courtney Porter (90-94)	4.3

ASSISTS

1. Denise Norton (78-82)	583
5. LuAnn Robinson (87-91)	432
6. Kristi Cirone (05-Present)	404
10. Jaci McCormack (00-01, 02-05)	324
11. Tiffany Hudson (04-Present)	270

ASSIST AVERAGE

1. Kristi Cirone (05-Present)	5.3
12. Courtney Porter (90-94)	2.6
13. Tiffany Hudson (04-Present)	2.5

BLOCKS

1. Leslie Ferrell (86-89)	177
3. Caryn Brune (89-93)	90
4. Nicolle Lewis (05-Present)	87
6. Marla Maupin (81-85)	68
7. Lashawn Johnson (04-Present)	55
25. Holly Hallstrom (04-06)	24
Melanie Marcy (95-97)	24
Susan Wellman (84-88)	24
28. Kenyatta Shelton (06-Present)	23

BLOCKS AVERAGE

1. Leslie Ferrell (86-89)	2.0
2. Nicolle Lewis (05-Present)	1.6
7. Sharon Blade (00-03)	0.6
Marla Maupin (81-85)	0.6
9. Lashawn Johnson (04-Present)	0.5

STEALS

1. Pam Tanner (85-89)	309
22. LuAnn Robinson (87-91)	129
23. Kristi Cirone (05-Present)	126

STEALS AVERAGE

1. Pam Tanner (85-89)	2.7
9. Steph Reichle (99-03)	1.8
Denise Norton (78-82)	1.8
11. Kristi Cirone (05-Present)	1.7
Tammy Turner (82-86)	1.7

GAMES PLAYED

1. Deb Benak (79-83)	133
26. Taren O'Brien (00-04)	108
Nadia Peruch (97-01)	108
Valarie Trame (94-98)	108
29. Tiffany Hudson (04-Present)	107
Michelle Harakas (01-05)	107

GAMES STARTED

1. LuAnn Robinson (87-91)	118
15. Kristi Cirone (05-Present)	76
Amber Lindbeck (84-88)	76
Susan Wellman (84-88)	76



QUICK FACTS

Institution Illinois State University
 Location Normal, Ill.
 Founded 1857
 Enrollment 21,104
 Nickname Redbirds
 Colors Red (PMS 186) & White
 Mascot Reggie Redbird
 Affiliations NCAA Division I
 Conference Missouri Valley
 Facility Redbird Arena
 Capacity 10,200
 University President Dr. Al Bowman
 Director of Athletics Dr. Sheahon Zenger

TEAM INFORMATION

2006-07 Record 22-11
 Home 11-4
 Away 9-6
 Neutral 2-1
 2006-07 Conference Record 13-5
 Regular Season Finish Second
 Conference Tournament Finish Semifinals
 Postseason WNIT/Second Round
 Letterwinners Returning/Lost 11/4
 Starters Returning/Lost 4/1
 Newcomers 4

WOMEN'S BASKETBALL STAFF

Head Coach Robin Pingeton
 St. Ambrose, 1990
 Record at ISU 77-59 (Five years)
 Career Record Same at Division I level
 Associate Head Coach Randy Norton
 Iowa, 1982
 Assistant Coaches Willie Cox
 Bradley, 1982
 Jenny Putnam
 St. Ambrose, 2001
 Director of Basketball Operations Taren Martin
 Illinois State, 2004
 Women's Basketball Office 309-438-2567
 Women's Basketball Fax 309-438-3596

WOMEN'S BASKETBALL PRESS CONFERENCES

All Redbird basketball press conferences will be held in the media room of Redbird Arena. The press conferences for women's basketball will begin at 1:30 p.m. and will include head coach Robin Pingeton and a Redbird student-athlete.

Monday, Nov. 5	Tuesday, Jan. 15
Tuesday, Nov. 13	Tuesday, Jan. 22
Wed. Nov. 21	Monday, Jan. 28
Thursday, Dec. 6	Wednesday, Feb. 6
Tuesday, Dec. 18	Tuesday, Feb. 12
Thursday, Dec. 27	Friday, Feb. 22
Wednesday Jan. 2	Tuesday, Feb. 26
Wednesday, Jan. 9	Tuesday, March 4

THE ROBIN PINGETON SHOW

Redbird head coach Robin Pingeton and co-host Tom Lamonica interview guests and provide insight on Redbird basketball on the Robin Pingeton show, broadcast live on WJBC-Am 1230, www.wjbc.com and GoRedbirds.com from Cheek's bar and Grill or the Pub II. All shows begin at 6:10 p.m.

Nov. 28	Cheek's	Feb. 4	Pub II
Dec. 11	Pub II	Feb. 11	Cheek's
Jan. 14	Cheek's	Feb. 18	Pub II
Jan. 21	Pub II	Feb. 25	Cheek's
Jan. 28	Cheek's	March 3	Pub II

MEDIA INFORMATION

Credentials: Credentials (game and parking) can be obtained by contacting Jimmy Knodel in the Athletics Media Relations Office, Campus Box 7130, Normal, Ill., 61790-7130. Requests must be received on official letterhead at least two days prior to the game. Passes and seating at courtside press row are limited to WORKING MEDIA ONLY. Passes that are not mailed will be available at the Southwest Loading Dock entrance. Illinois State reserves the right to deny media credentials to any individual who is not affiliated with an official news gathering organization.

Driving Directions to Redbird Arena: Bloomington-Normal is located at the convergence of Interstates 55 (Chicago to St. Louis), 74 (Indianapolis to Iowa) and 39 (north to Rockford). From I-55, take exit 165, U.S. 51-South Main St., south to College Ave. From I-39, exit at I-55 east, and the first exit is 165. From I-74, follow I-55 North to exit 165. From the airport, turn left on Empire (Rt. 9) for approximately two miles, right on Veterans Parkway for approximately four miles, left on College Ave. for approximately six miles. Redbird Arena is at the corner of College Ave. and Main St., two miles south of exit 165.

GoRedbirds.com: GoRedbirds.com, the official website of Illinois State Athletics, is the 24-hour-a-day home for breaking news, in-depth features and colorful and informative commentary on the Redbirds.

Media Conferences: Media conferences featuring head coach Robin Pingeton and one player are held weekly. Times and dates will be announced prior to the start of the season.

Media Services: Complete pregame notes with team and individual statistics will be available in the Redbird Arena Media Room prior to the start of the game. Monitors with the current box score are available courtside. Following the game, final and halftime box scores, play-by-play and postgame quotes will be provided.

Internet Access: Wireless internet is available on the Redbird Arena floor and telephones are available in the media room and on media row. A fax machine is also available.

Interview Policy: Interviews should be coordinated through Jimmy Knodel in the athletics media relations office. There are no player interviews on game days or non-practice days. **Phone numbers WILL NOT be given out to the working media. STUDENT-ATHLETES SHOULD NEVER BE CONTACTED DIRECTLY AT THEIR RESIDENCES. Violation of these policies could result in revocation of press credentials.**

Photo Policy: Credentialed photographers are given access to shoot from the floor, but are expected to honor all sideline and baseline access areas. The respective bench areas, behind the bench areas and courtside in front of the scorer's table are all OFF LIMITS. Strobe or flash photography is available only with permission from the Athletic Media Relations office.

Practice Policy: The status of practice varies. Call the basketball office to inquire about a practice pass. Visitors to practice should be seated no lower than the top row of the lower bowl.

Releases & Stats: Statistics, game notes (pdf) and media releases are distributed to the media via e-mail. Media who wish to be added to the women's basketball e-mail list should contact Jimmy Knodel (jbknod@ilstu.edu) at (309) 438-3802 or (309) 838-1466.

Teleconferences: Teleconferences with Missouri Valley Conference coaches are held each Wednesday, December through February. Contact the media relations office for specific dates and times.

Visiting Radio: The official radio station of the visiting team is offered origination space. Stations representing MVC schools have access to phone lines at no charge. Other stations should contact WJBC Radio at (309) 821-1000, ext. 209 for access to the lines.



2007-08 SEASON STATS

RECORD :	OVERALL	HOME	AWAY	NEUTRAL
ALL GAMES	(14-1)	(5-1)	(8-0)	(1-0)
CONFERENCE	(4-0)	(1-0)	(3-0)	(0-0)
NON-CONFERENCE	(10-1)	(4-1)	(5-0)	(1-0)

## Player	GP-GS	Min--Avg	---TOTAL---			---3-PTS---			---REBOUNDS---				PF FO		A	TO	Blk	Stl	Pts	Avg
			FG-FGA	Pct	3FG-FGA	Pct	FT-FTA	Pct	Off	Def	Tot	Avg								
10 Cirone, Kristi.....	15-15	497 33.1	87-175	.497	30-70	.429	47-56	.839	8	42	50	3.3	27	0	98	33	3	23	251	16.7
20 Hudson, Tiffany....	15-15	433 28.9	61-131	.466	22-54	.407	27-33	.818	11	27	38	2.5	22	0	59	29	2	11	171	11.4
32 Krick, Maggie.....	15-15	403 26.9	68-148	.459	23-64	.359	12-17	.706	19	39	58	3.9	31	0	45	28	1	18	171	11.4
40 Bracey, Ashleen....	15-15	419 27.9	68-119	.571	0-0	.000	12-22	.545	40	85	125	8.3	33	0	19	32	4	12	148	9.9
33 Jackson, Shala.....	15-0	271 18.1	49-111	.441	12-24	.500	26-36	.722	28	29	57	3.8	35	0	12	15	3	9	136	9.1
31 Lewis, Nicolle.....	15-15	330 22.0	53-93	.570	0-0	.000	29-37	.784	29	47	76	5.1	32	0	15	26	19	5	135	9.0
21 Shelton, Kenyatta..	10-0	128 12.8	12-26	.462	0-0	.000	7-12	.583	12	26	38	3.8	23	0	8	4	5	2	31	3.1
12 Sandstead, Ashley..	5-0	22 4.4	4-7	.571	4-7	.571	2-2	1.000	1	1	2	0.4	4	0	1	2	0	2	14	2.8
04 Banks, Brea.....	15-0	96 6.4	16-31	.516	5-16	.313	2-2	1.000	5	17	22	1.5	8	0	1	4	0	2	39	2.6
42 Johnson, Lashawn...	15-0	157 10.5	11-24	.458	0-1	.000	2-8	.250	10	20	30	2.0	24	0	10	20	3	5	24	1.6
34 Singleton, Brooke..	11-0	63 5.7	7-22	.318	3-14	.214	0-0	.000	3	6	9	0.8	4	0	8	6	0	1	17	1.5
03 Butler, Tamara....	7-0	32 4.6	3-9	.333	0-1	.000	4-4	1.000	1	7	8	1.1	2	0	2	3	0	1	10	1.4
23 Calef, Danielle....	10-0	70 7.0	5-10	.500	0-3	.000	2-7	.286	1	12	13	1.3	5	0	3	3	1	1	12	1.2
14 Clifton, Amanda....	14-0	79 5.6	5-11	.455	2-6	.333	2-4	.500	0	7	7	0.5	9	0	14	10	2	3	14	1.0
TEAM.....									12	32	44	2.9	0			4				
Total.....	15	3000	449-917	.490	101-260	.388	174-240	.725	180	397	577	38.5	259	0	295	219	43	95	1173	78.2
Opponents.....	15	3000	338-851	.397	82-239	.343	181-256	.707	160	323	483	32.2	248	-	171	260	39	103	939	62.6

TEAM STATISTICS	ILS	OPP	DATE	OPPONENT	W/L	SCORE	ATTEND
SCORING.....	1173	939	11/11/07	at Eastern Illinois	W	81-68	406
Points per game.....	78.2	62.6	11/15/07	GREEN BAY	W	79-70	1076
Scoring margin.....	+15.6	-	11/17/07	vs Tennessee-Martin	W	70-60	41
FIELD GOALS-ATT.....	449-917	338-851	11/18/07	at South Florida	W	82-57	750
Field goal pct.....	.490	.397	11/25/07	DEPAUL	L	75-80	1610
3 POINT FG-ATT.....	101-260	82-239	11/29/07	LOYOLA	W	82-51	2455
3-point FG pct.....	.388	.343	12/02/07	at Eastern Michigan	W	79-61	241
3-pt FG made per game..	6.7	5.5	12/04/07	at Ball State	W	71-54	1233
FREE THROWS-ATT.....	174-240	181-256	12/16/07	at Miami University	W	82-69	211
Free throw pct.....	.725	.707	12/19/07	WESTERN ILLINOIS	W	69-56	1352
REBOUNDS.....	577	483	12/31/07	NORTHERN ILLINOIS	W	78-54	1692
Rebounds per game.....	38.5	32.2	*01/03/08	at Evansville	W	75-67	1038
Rebounding margin.....	+6.3	-	*01/05/08	at Southern Illinois	W	82-78	713
ASSISTS.....	295	171	*01/10/08	NORTHERN IOWA	W	74-53	1511
Assists per game.....	19.7	11.4	*01-13-08	at Bradley	W	94-61	3004
TURNOVERS.....	219	260					
Turnovers per game.....	14.6	17.3					
Turnover margin.....	+2.7	-					
Assist/turnover ratio..	1.3	0.7					
STEALS.....	95	103					
Steals per game.....	6.3	6.9					
BLOCKS.....	43	39					
Blocks per game.....	2.9	2.6					
WINNING STREAK.....	10	-					
Home win streak.....	4	-					
ATTENDANCE.....	9696	7637					
Home games-Avg/Game....	6-1616	8-950					
Neutral site-Avg/Game..	-	1-41					

SCORE BY PERIODS:	1st	2nd	Total
Illinois State.....	575	598	- 1173
Opponents.....	447	492	- 939



2007-08 NON-CONFERENCE STATS

RECORD:	OVERALL	HOME	AWAY	NEUTRAL
ALL GAMES.....	(10-1)	(4-1)	(5-0)	(1-0)
CONFERENCE.....	(0-0)	(0-0)	(0-0)	(0-0)
NON-CONFERENCE.....	(10-1)	(4-1)	(5-0)	(1-0)

##	Player	GP-GS	---TOTAL---		---3-PTS---		---FT-FTA---		---REBOUNDS---				PF	FO	A	TO	Blk	Stl	Pts	Avg		
			Min--Avg	FG-FGA	Pct	3FG-FGA	Pct	Pct	Off	Def	Tot	Avg										
10	Cirone, Kristi.....	11-11	360	32.7	58-128	.453	19-52	.365	28-36	.778	6	32	38	3.5	16	0	78	26	2	18	163	14.8
20	Hudson, Tiffany....	11-11	319	29.0	51-104	.490	20-44	.455	19-24	.792	9	22	31	2.8	15	0	36	20	2	10	141	12.8
32	Krick, Maggie.....	11-11	301	27.4	55-115	.478	19-51	.373	7-12	.583	16	28	44	4.0	22	0	38	23	1	15	136	12.4
40	Bracey, Ashleen....	11-11	306	27.8	54-94	.574	0-0	.000	5-13	.385	27	62	89	8.1	22	0	11	25	4	8	113	10.3
33	Jackson, Shala....	11-0	195	17.7	36-84	.429	5-15	.333	17-22	.773	23	19	42	3.8	26	0	9	10	2	7	94	8.5
31	Lewis, Nicolle.....	11-11	233	21.2	33-61	.541	0-0	.000	23-30	.767	24	27	51	4.6	25	0	11	15	12	4	89	8.1
04	Banks, Brea.....	11-0	69	6.3	13-21	.619	4-11	.364	2-2	1.000	2	15	17	1.5	7	0	1	3	0	2	32	2.9
21	Shelton, Kenyatta..	6-0	73	12.2	6-17	.353	0-0	.000	4-6	.667	7	14	21	3.5	13	0	4	2	4	1	16	2.7
03	Butler, Tamara....	5-0	21	4.2	3-8	.375	0-1	.000	4-4	1.000	1	5	6	1.2	2	0	0	2	0	0	10	2.0
12	Sandstead, Ashley..	3-0	16	5.3	2-4	.500	2-4	.500	0-0	.000	0	1	1	0.3	4	0	1	1	0	0	6	2.0
42	Johnson, Lashawn..	11-0	134	12.2	10-22	.455	0-1	.000	0-3	.000	9	18	27	2.5	18	0	9	16	3	5	20	1.8
34	Singleton, Brooke..	9-0	49	5.4	5-18	.278	2-12	.167	0-0	.000	3	4	7	0.8	3	0	7	5	0	1	12	1.3
14	Clifton, Amanda....	10-0	60	6.0	3-7	.429	1-4	.250	2-4	.500	0	5	5	0.5	4	0	10	5	1	2	9	0.9
23	Calef, Danielle....	8-0	64	8.0	3-7	.429	0-3	.000	1-5	.200	1	12	13	1.6	5	0	3	2	1	1	7	0.9
TEAM.....											9	27	36	3.3	0			2				
Total.....		11	2200		332-690	.481	72-198	.364	112-161	.696	137	291	428	38.9	182	0	218	157	32	74	848	77.1
Opponents.....		11	2200		246-628	.392	63-183	.344	125-182	.687	126	247	373	33.9	175	-	125	199	31	75	680	61.8

2007-08 MISSOURI VALLEY CONFERENCE STATS

RECORD:	OVERALL	HOME	AWAY	NEUTRAL
ALL GAMES.....	(4-0)	(1-0)	(3-0)	(0-0)
CONFERENCE.....	(4-0)	(1-0)	(3-0)	(0-0)
NON-CONFERENCE.....	(0-0)	(0-0)	(0-0)	(0-0)

##	Player	GP-GS	---TOTAL---		---3-PTS---		---FT-FTA---		---REBOUNDS---				PF	FO	A	TO	Blk	Stl	Pts	Avg		
			Min--Avg	FG-FGA	Pct	3FG-FGA	Pct	Pct	Off	Def	Tot	Avg										
10	Cirone, Kristi.....	4-4	137	34.2	29-47	.617	11-18	.611	19-20	.950	2	10	12	3.0	11	0	20	7	1	5	88	22.0
31	Lewis, Nicolle.....	4-4	97	24.3	20-32	.625	0-0	.000	6-7	.857	5	20	25	6.3	7	0	4	11	7	1	46	11.5
33	Jackson, Shala....	4-0	76	19.0	13-27	.481	7-9	.778	9-14	.643	5	10	15	3.8	9	0	3	5	1	2	42	10.5
40	Bracey, Ashleen....	4-4	113	28.3	14-25	.560	0-0	.000	7-9	.778	13	23	36	9.0	11	0	8	7	0	4	35	8.8
32	Krick, Maggie.....	4-4	102	25.5	13-33	.394	4-13	.308	5-5	1.000	3	11	14	3.5	9	0	7	5	0	3	35	8.8
20	Hudson, Tiffany....	4-4	114	28.5	10-27	.370	2-10	.200	8-9	.889	2	5	7	1.8	7	0	23	9	0	1	30	7.5
12	Sandstead, Ashley..	2-0	6	3.0	2-3	.667	2-3	.667	2-2	1.000	1	0	1	0.5	0	0	0	1	0	2	8	4.0
21	Shelton, Kenyatta..	4-0	55	13.8	6-9	.667	0-0	.000	3-6	.500	5	12	17	4.3	10	0	4	2	1	1	15	3.8
23	Calef, Danielle....	2-0	6	3.0	2-3	.667	0-0	.000	1-2	.500	0	0	0	0.0	0	0	0	1	0	0	5	2.5
34	Singleton, Brooke..	2-0	14	7.0	2-4	.500	1-2	.500	0-0	.000	0	2	2	1.0	1	0	1	1	0	0	5	2.5
04	Banks, Brea.....	4-0	27	6.8	3-10	.300	1-5	.200	0-0	.000	3	2	5	1.3	1	0	0	1	0	0	7	1.8
14	Clifton, Amanda....	4-0	19	4.8	2-4	.500	1-2	.500	0-0	.000	0	2	2	0.5	5	0	4	5	1	1	5	1.3
42	Johnson, Lashawn..	4-0	23	5.8	1-2	.500	0-0	.000	2-5	.400	1	2	3	0.8	6	0	1	4	0	0	4	1.0
03	Butler, Tamara....	2-0	11	5.5	0-1	.000	0-0	.000	0-0	.000	0	2	2	1.0	0	0	2	1	0	1	0	0.0
TEAM.....											3	5	8	2.0	0			2				
Total.....		4	800		117-227	.515	29-62	.468	62-79	.785	43	106	149	37.2	77	0	77	62	11	21	325	81.2
Opponents.....		4	800		92-223	.413	19-56	.339	56-74	.757	34	76	110	27.5	73	-	46	61	8	28	259	64.8

2006-07 SUPERLATIVES

ISU INDIVIDUAL HIGHS

Points	27		Maggie Krick at South Florida	11/18/07
	27		Kristi Cirone at Southern Illinois	1/5/08
FG Made	10		Maggie Krick at South Florida	11/18/07
	10		Kristi Cirone vs. DePaul	11/25/07
	10		Tiffany Hudson at Eastern Michigan	12/2/07
FG Attempts	18		Kristi Cirone vs. DePaul	11/25/07
FG % (min. 5 made)	1.000	(5-5)	Brea Banks vs. Loyola	11/29/07
3-Pt. FG Made	5		Maggie Krick at South Florida	11/18/07
	5		Kristi Cirone vs. DePaul	11/25/07
3-Pt. FG Attempts	9		Kristi Cirone vs. DePaul	11/25/07
3-Pt. FG % (min. 2 made)	.833	(5-6)	Maggie Krick at South Florida	11/18/07
FT Made	10		Kristi Cirone at Southern Illinois	1/5/08
FT Attempts	11		Kristi Cirone at Southern Illinois	1/5/08
FT % (min. 3 made)	1.000	(8-8)	Nicolle Lewis at Miami (Ohio)	12/16/07
Rebounds	12		Ashleen Bracey at Southern Illinois	1/5/08
Offensive Rebounds	7		Nicolle Lewis vs. DePaul	11/25/07
	7		Ashleen Bracey at Southern Illinois	1/5/08
Defensive Rebounds	8		Ashleen Bracey vs. Green Bay	11/15/07
	8		Ashleen Bracey at South Florida	11/18/07
	8		Ashleen Bracey at Miami	12/16/07
	8		Ashleen Bracey at Evansville	1/3/08
Assists	11		Kristi Cirone vs. Loyola	11/29/07
Turnovers	6		Kristi Cirone vs. DePaul	11/25/07
Blocks	4		Nicolle Lewis at Ball State	12/4/07
Steals	4		Kristi Cirone vs. UT-Martin	11/17/07
			Kristi Cirone at Eastern Michigan	12/2/07

ISU TEAM HIGHS

Points	94		at Bradley	1/13/08
FG Made	38		at Bradley	1/13/08
FG Attempts	76		vs. Loyola	11/29/07
FG %	.594		at Bradley	1/13/08
3-Pt. FG Made	10		at Bradley	1/13/08
3-Pt. FG Attempts	25		vs. Western Illinois	12/19/07
3-Pt. FG %	.556		at Bradley	1/13/08
FT Made	25		at Southern Illinois	1/5/08
FT Attempts	31		at Eastern Illinois	11/11/07
FT %	1.000	(10-10)	at Ball State	12/4/07
Rebounds	55		vs. Loyola	11/29/07
Offensive Rebounds	23		vs. Loyola	11/29/07
Defensive Rebounds	34		at Eastern Michigan	12/2/07
Assists	27		at Bradley	1/13/08
Turnovers	19		vs. Green Bay	11/15/07
	19		at Evansville	1/3/08
Blocks	6		vs. Western Illinois	12/19/07
Steals	11		at Eastern Illinois	11/11/07
	11		vs. Northern Illinois	12/31/07

ISU TEAM LOWS

Points	69		vs. Western Illinois	12/19/07
FG Made	26		at Evansville	1/3/08
	26		vs. Northern Iowa	1/10/07
FG Attempts	50		at Evansville	1/3/08
FG %	.421	(32-76)	vs. Loyola	11/29/07
3-Pt. FG Made	1		at Ball State	12/4/07
3-Pt. FG Attempts	7		at Southern Illinois	1/5/08
3-Pt. FG %	.077	(1-13)	at Ball State	12/4/07
FT Made	2		vs. Western Illinois	12/19/07
FT Attempts	4		vs. Western Illinois	12/19/07
FT %	.500	(2-4)	vs. Western Illinois	12/19/07
Rebounds	29		vs. UT-Martin	11/17/07
Offensive Rebounds	5		vs. Green Bay	11/15/07
Defensive Rebounds	17		at Eastern Illinois	11/11/07
Assists	15		at Southern Illinois	1/5/08
Turnovers	10		at Bradley	1/13/08
Blocks	0		at Eastern Michigan	12/2/07
Steals	1		vs. DePaul	11/25/07

OPPONENT INDIVIDUAL HIGHS

Points	25		Jayme Sweere (Southern Illinois)	1/5/07
FG Made	9		Natasha Williams (DePaul)	11/25/07
FG Attempts	19		Allie Quigley (DePaul)	11/25/07
	19		Jayme Sweere (Southern Illinois)	1/5/07
FG % (Min. 5 made)	.833	(5-6)	Alexa Mennen (Northern Iowa)	1/10/07
3-Pt. FG Made	6		Alyssa Pittman (Eastern Michigan)	12/2/07
3-Pt. FG Attempts	11		Alyssa Pittman (Eastern Michigan)	12/2/07
3-Pt. FG % (Min. 2 made)	1.000	(2-2)	Jessica Huffman (Eastern Illinois)	11/11/07
		(2-2)	Dominique Sims (Eastern Illinois)	11/11/07
FT Made	9		Jessica Lawson (South Florida)	11/18/07
FT Attempts	11		Jessica Lawson (South Florida)	11/18/07
FT % (Min. 3 made)	1.000	(4-4)	Jennifer Angler (UT-Martin)	11/17/07
		(4-4)	Stephanie Longwood (Western Illinois)	12/19/07
		(4-4)	Kelly Krumwiede (Bradley)	1/13/08
		(4-4)	Monica Rogers (Bradley)	1/13/08
Rebounds	11		Jessica Lawson (South Florida)	11/18/07
Offensive Rebounds	5		Jazmine Sepulveda (South Florida)	11/18/07
	5		Emily Maggert (Ball State)	12/4/07
	5		Laura Markwood (Miami)	12/16/07
Defensive Rebounds	9		Jayme Sweere (Southern Illinois)	1/5/07
Assists	7		Jenna Schone (Miami)	12/16/07
	7		Erica Smith (Southern Illinois)	1/5/07
Turnovers	7		Crystal Fuller (UT-Martin)	11/17/07
Blocks	2		Seven Players	
Steals	5		Deirdre Naughton (DePaul)	11/25/07

OPPONENT TEAM HIGHS

Points	80		DePaul	11/25/07
FG Made	32		DePaul	11/25/07
FG Attempts	71		Miami	12/16/07
FG %	.532	(25-47)	Eastern Illinois	11/11/07
3-Pt. FG Made	9		DePaul	11/25/07
3-Pt. FG Attempts	23		Eastern Michigan	12/2/07
3-Pt. FG %	.714	(5-7)	Eastern Illinois	11/11/07
FT Made	19		Southern Illinois	1/5/07
FT Attempts	25		South Florida	11/18/07
FT %	.857	(12-14)	Western Illinois	12/19/07
Rebounds	45		South Florida	11/18/07
Offensive Rebounds	19		South Florida	11/18/07
Defensive Rebounds	26		South Florida	11/18/07
			Northern Illinois	12/31/07
Assists	20		DePaul	11/25/07
Turnovers	24		Eastern Illinois	11/11/07
			Northern Illinois	12/31/07
Blocks	7		Eastern Illinois	11/11/07
Steals	14		DePaul	11/25/07

OPPONENT TEAM LOWS

Points	51		Loyola	11/29/07
FG Made	17		Ball State	12/4/07
FG Attempts	47		Eastern Illinois	11/11/07
FG %	.284	(19-67)	South Florida	11/18/07
3-Pt. FG Made	3		South Florida	11/18/07
	3		Northern Iowa	1/10/07
3-Pt. FG Attempts	7		Eastern Illinois	11/11/07
3-Pt. FG %	.176	(3-17)	South Florida	11/18/07
FT Made	6		Loyola	11/29/07
FT Attempts	9		Loyola	11/29/07
FT %	.538	(7-13)	DePaul	11/25/07
Rebounds	26		Northern Iowa	1/10/07
Offensive Rebounds	5		Loyola	11/25/07
Defensive Rebounds	16		Evansville	1/3/08
Assists	5		Northern Iowa	1/10/07
Turnovers	9		Southern Illinois	1/5/07
Blocks	0		Northern Illinois	12/31/07
Steals	1		Loyola	11/29/07



ISU GAME-BY-GAME LEADERS

DATE	OPPONENT	W/L	SCORE	POINTS	REBOUNDS	ASSISTS	BLOCKS	STEALS
11/11	at Eastern Illinois	W	81-68	23 Kristi Cirone	7 Ashleen Bracey	8 Kristi Cirone	2 Nicolle Lewis	3 Tiffany Hudson 3 Maggie Krick
11/15	Green Bay	W	79-70	20 Shala Jackson	9 Ashleen Bracey	5 Kristi Cirone 5 Tiffany Hudson	1 Danielle Calef	3 Shala Jackson
11/17	vs. Tennessee-Martin	W	70-60	18 Tiffany Hudson	6 Nicolle Lewis	7 Kristi Cirone	1 Nicolle Lewis	4 Kristi Cirone
11/18	at South Florida	W	82-57	27 Maggie Krick	9 Ashleen Bracey	9 Kristi Cirone	1 Ashleen Bracey 1 Shala Jackson 1 Lashawn Johnson 1 Nicolle Lewis	3 Maggie Krick
11/25	DePaul	L	80-75	25 Kristi Cirone	11 Nicolle Lewis	8 Kristi Cirone	2 Nicolle Lewis	1 Kristi Cirone
11/29	Loyola-Chicago	W	82-51	16 Ashleen Bracey	10 Ashleen Bracey	11 Kristi Cirone	1 Amanda Clifton 1 Tiffany Hudson 1 Kenyatta Shelton	1 Amanda Clifton 1 Kristi Cirone 1 Tiffany Hudson 1 Maggie Krick 1 Nicolle Lewis 1 Brooke Singleton
12/2	at Eastern Michigan	W	79-61	24 Tiffany Hudson	9 Ashleen Bracey	6 Kristi Cirone 6 Maggie Krick	0	4 Kristi Cirone
12/4	at Ball State	W	71-54	18 Ashleen Bracey	10 Ashleen Bracey	7 Kristi Cirone	4 Nicolle Lewis	2 Tiffany Hudson
12/16	at Miami (Ohio)	W	82-69	20 Nicolle Lewis	11 Ashleen Bracey	5 Kristi Cirone	1 Kristi Cirone 1 Nicolle Lewis 1 Kenyatta Shelton	2 Nicolle Lewis
12/19	Western Illinois	W	69-56	21 Maggie Krick	7 Kristi Cirone	7 Kristi Cirone	1 Ashleen Bracey 1 Kristi Cirone 1 Tiffany Hudson 1 Lashawn Johnson 1 Nicolle Lewis 1 Kenyatta Shelton	1 Kristi Cirone 1 Lashawn Johnson 1 Maggie Krick
12/31	Northern Illinois	W	78-54	15 Ashleen Bracey	9 Ashleen Bracey	5 Kristi Cirone 5 Tiffany Hudson	1 Ashleen Bracey 1 Kenyatta Shelton	3 Tiffany Hudson 3 Maggie Krick
1/3	at Evansville	W	75-67	21 Kristi Cirone	10 Ashleen Bracey	6 Kristi Cirone	3 Nicolle Lewis	2 Kristi Cirone
1/5	at Southern Illinois	W	82-78	27 Kristi Cirone	12 Ashleen Bracey	7 Kristi Cirone	1 Kristi Cirone 1 Shala Jackson 1 Nicolle Lewis	1 Tiffany Hudson 1 Maggie Krick
1/10	Northern Iowa	W	74-53	25 Kristi Cirone	8 Ashleen Bracey	5 Tiffany Hudson	2 Nicolle Lewis	3 Ashleen Bracey 3 Kristi Cirone
1/13	at Bradley	W	94-61	15 Kristi Cirone 15 Maggie Krick	7 Nicolle Lewis	7 Tiffany Hudson	1 Amanda Clifton 1 Nicolle Lewis	2 Ashley Sandstead
1/19	Indiana State							
1/25	at Missouri State							
1/27	at Wichita State							
1/31	Drake							
2/2	Creighton							
2/7	at Northern Iowa							
2/10	Bradley							
2/15	at Indiana State							
2/21	Wichita State							
2/24	Missouri State							
2/29	at Creighton							
3/2	at Drake							
3/6	Southern Illinois							
3/8	Evansville							

ISU GAME LEADER TOTALS

POINTS	REBOUNDS	ASSISTS	BLOCKS	STEALS
Ashleen Bracey3	Ashleen Bracey11	Kristi Cirone13	Ashleen Bracey3	Ashleen Bracey1
Kristi Cirone6	Kristi Cirone1	Tiffany Hudson4	Danielle Calef1	Kristi Cirone7
Tiffany Hudson2	Nicolle Lewis3	Maggie Krick1	Kristi Cirone3	Amanda Clifton1
Shala Jackson1			Amanda Clifton2	Tiffany Hudson5
Maggie Krick3			Tiffany Hudson2	Shala Jackson1
Nicolle Lewis1			Shala Jackson2	Lashawn Johnson1
			Lashawn Johnson2	Maggie Krick6
			Nicolle Lewis11	Nicolle Lewis2
			Kenyatta Shelton4	Ashley Sandstead
				Brooke Singleton1

GAME-BY-GAME COMPARISONS

GAME	POINTS	TOTAL		3-PT.		FT-FTA	PCT.	REBOUNDS			PF	A	TO	B	S
		FG-FGA	PCT.	FG-FGA	PCT.			OFF.	DEF.	TOTAL					
Illinois State	81	22-62	.435	8-18	.444	19-31	.613	18	17	35	19	18	14	3	11
<i>Eastern Illinois</i>	68	25-47	.532	5-7	.714	13-17	.765	6	23	29	27	14	24	7	5
Illinois State	79	28-51	.549	7-17	.412	16-24	.667	5	26	31	17	17	19	1	9
<i>Green Bay</i>	70	28-63	.413	7-19	.368	11-16	.688	15	20	35	18	14	21	12	7
Illinois State	70	27-57	.474	8-22	.364	8-13	.615	11	18	29	17	17	13	1	7
<i>UT-Martin</i>	60	20-39	.513	5-11	.455	15-19	.789	3	22	25	13	10	20	0	7
Illinois State	82	32-60	.533	9-23	.391	9-14	.643	5	33	38	22	24	17	4	6
<i>South Florida</i>	57	19-67	.284	3-17	.176	16-25	.640	19	26	45	17	10	20	3	7
Illinois State	75	30-70	.429	9-23	.391	6-9	.667	18	25	43	17	19	18	4	1
<i>DePaul</i>	80	32-64	.500	9-18	.500	7-13	.538	13	23	36	14	20	16	2	14
Illinois State	82	32-76	.421	7-15	.467	11-14	.786	23	32	55	9	25	11	3	6
<i>Loyola</i>	51	20-59	.339	5-17	.294	6-9	.667	9	23	32	14	9	17	5	1
Illinois State	79	34-69	.493	7-14	.500	4-7	.571	14	34	48	17	23	12	0	8
<i>Eastern Michigan</i>	61	21-56	.375	8-23	.348	11-16	.688	6	22	28	15	9	13	2	6
Illinois State	71	30-65	.462	1-13	.077	10-10	1.000	14	27	41	18	17	11	5	7
<i>Ball State</i>	54	17-57	.298	8-22	.364	12-19	.632	16	22	38	15	10	17	3	4
Illinois State	82	31-58	.534	3-13	.231	17-20	.850	9	31	40	16	18	17	3	5
<i>Miami (Ohio)</i>	69	27-71	.380	5-18	.278	10-15	.667	17	20	37	18	10	15	6	9
Illinois State	69	29-59	.492	9-25	.360	2-4	.500	11	23	34	14	19	14	6	3
<i>Western Illinois</i>	56	20-52	.385	4-13	.308	12-14	.857	10	20	30	10	11	12	1	10
Illinois State	78	32-63	.508	4-15	.267	10-15	.667	9	25	34	16	21	11	2	11
<i>Northern Illinois</i>	54	19-53	.358	4-18	.222	12-19	.632	12	26	38	14	8	24	0	5
Illinois State	75	26-50	.520	7-19	.368	16-18	.889	8	26	34	19	19	19	3	3
<i>Evansville</i>	67	24-60	.400	7-20	.350	12-18	.667	13	16	29	15	9	14	3	9
Illinois State	82	27-60	.450	3-7	.429	25-30	.833	17	30	47	21	15	16	4	2
<i>Southern Illinois</i>	78	27-62	.435	5-11	.455	19-24	.792	8	20	28	25	14	9	3	7
Illinois State	74	26-53	.491	9-18	.500	13-19	.684	11	23	34	19	16	17	2	10
<i>Northern Iowa</i>	53	20-49	.408	3-14	.214	10-14	.714	7	19	26	17	5	21	1	4
Illinois State	94	38-64	.594	17-30	.567	8-12	.667	7	27	34	18	27	10	2	6
<i>Bradley</i>	61	21-52	.404	4-11	.364	15-18	.833	6	21	27	16	18	17	1	8
TOTAL	1173	449-917	.490	101-260	.388	174-240	.725	180	397	577	259	295	219	43	95
OPPONENT	939	338-851	.397	82-239	.343	181-256	.707	160	323	483	248	171	260	39	103



MISCELLANEOUS TEAM STATS

DATE	OPPONENT	W/L	POINTS IN THE PAINT		2ND CHANCE POINTS		POINTS OFF TURNOVERS		FASTBREAK POINTS		BENCH POINTS	
			ISU	OPP.	ISU	OPP.	ISU	OPP.	ISU	OPP.	ISU	OPP.
11/11	at Eastern Illinois	W	32	22	20	5	22	16	8	7	18	26
11/15	Green Bay	W	28	34	5	10	20	17	14	4	25	17
11/17	vs. Tennessee-Martin	W	22	14	11	0	24	11	4	6	20	10
11/18	at South Florida	W	32	26	7	13	30	15	12	0	11	10
11/25	DePaul	L	36	24	12	16	25	17	6	6	13	5
11/29	Loyola-Chicago	W	28	22	15	10	15	8	14	6	40	17
12/2	at Eastern Michigan	W	42	24	14	5	14	15	12	10	12	12
12/4	at Ball State	W	50	14	12	11	22	5	16	2	14	8
12/16	at Miami (Ohio)	W	34	28	10	14	17	11	6	4	12	13
12/19	Western Illinois	W	26	18	17	8	19	15	12	2	14	12
12/31	Northern Illinois	W	36	20	6	8	31	12	6	3	27	9
1/3	at Evansville	W	18	22	8	20	24	24	7	8	13	9
1/5	at Southern Illinois	W	28	24	15	11	10	12	10	8	16	26
1/10	Northern Iowa	W	28	12	9	7	19	10	8	0	22	18
1/13	at Bradley	W	38	16	13	4	19	8	22	2	40	30
1/19	Indiana State											
1/25	at Missouri State											
1/27	at Wichita State											
1/31	Drake											
2/2	Creighton											
2/7	at Northern Iowa											
2/10	Bradley											
2/15	at Indiana State											
2/21	Wichita State											
2/24	Missouri State											
2/29	at Creighton											
3/2	at Drake											
3/6	Southern Illinois											
3/8	Evansville											
TOTAL			478	320	174	132	311	196	157	68	297	212
AVERAGE			31.9	21.3	11.6	8.8	20.7	13.1	10.5	4.5	19.8	14.1

REDBIRD EXTRAS

Largest Lead.....	36 at Bradley (1/13/08)
Largest Deficit.....	14 vs. UT-Martin (11/17/07)
Largest Margin of Victory.....	33 at Bradley (1/13/08)
Largest Margin of Defeat.....	5 vs. DePaul (11/25/07)
Largest Deficit Overcome In a Win.....	14 vs. UT-Martin (11/17/07)
Largest Lead In a Loss.....	4 vs. DePaul (11/25/07)
Largest Halftime Lead.....	25 at Bradley (1/13/08)
Largest Halftime Deficit.....	9 vs. UT-Martin (11/17/07)
Smallest Halftime Lead.....	3 at Eastern Illinois (11/11/07)
Smallest Halftime Deficit.....	3 at Southern Illinois (1/5/07)
Number of Times Leading at Half.....	12
Number of Times Trailing at Half.....	3
Most Points In A Half.....	50 (1st) at Bradley (1/13/08)
Most Points In 1st Half.....	50 at Bradley (1/13/08)
Most Points In 2nd Half.....	46 vs. UT-Martin (11/17/07)
.....	46 vs. Northern Iowa (1/10/08)
Fewest Points In A Half.....	24 (1st) vs. UT-Martin (11/17/07)
Fewest Points In 1st Half.....	24 vs. UT-Martin (11/17/07)
Fewest Points In 2nd Half.....	31 at Ball State (12/4/07)
Most Points Allowed In A Half.....	43 vs. Green Bay (11/15/07)
Most Points Allowed in 1st Half.....	43 vs. Green Bay (11/15/07)
Most Points Allowed in 2nd Half.....	41 vs. DePaul (11/25/07)
Highest Shooting Pct. In 1st Half.....	.618 at Bradley (1/13/08)
Highest Shooting Pct. In 2nd Half.....	.567 at Bradley (1/13/07)

REDBIRD FREE THROWS IN THE CLUTCH

	5:00-2:00	1:59-1:00	:59-:00	TOTAL	PCT.	OT	PCT.	07-08	PCT.
Banks	--	--	--	--	--	--	--	2-2	1.000
Bracey	1-2	--	2-2	3-4	.750	--	--	12-22	.545
Butler	2-2	2-2	--	2-2	1.000	--	--	4-4	1.000
Calef	0-1	--	--	0-1	.000	--	--	1-5	.200
Cirone	13-15	3-4	5-6	19-23	.826	--	--	47-56	.839
Clifton	1-2	--	--	--	--	--	--	2-4	.500
Hudson	3-4	--	4-4	5-6	.833	--	--	27-33	.818
Jackson	2-4	--	--	2-4	.500	--	--	26-36	.722
Johnson	--	--	--	--	--	--	--	2-8	.250
Krick	3-4	1-2	2-2	6-8	.750	--	--	12-17	.706
Lewis	4-6	--	--	4-6	.667	--	--	29-37	.784
Sandstead	--	--	--	--	--	--	--	0-0	.000
Shelton	1-2	--	1-2	--	--	--	--	7-12	.583
Singleton	--	--	--	--	--	--	--	0-0	.000
TEAM	30-42	6-8	14-16	50-66	.758	--	--	174-240	.725

LAST TIME THAT....**ILLINOIS STATE INDIVIDUAL**

Scored 40 points.....	Caryn Brune (43) vs. Marquette (12/11/92)
Scored 30 points.....	Holly Hallstrom (30) at Indiana State (1/7/06)
Scored 25 points.....	Kristi Cirone (25) vs. Northern Iowa (1/10/08)
Made 15 field goals.....	
Made 10 field goals.....	Tiffany Hudson (10) at Eastern Michigan (12/2/07)
Made 5 three-point field goals.....	Kristi Cirone (5) vs. DePaul (11/25/07)
Made 10 free throws.....	Kristi Cirone (10) at Southern Illinois (1/5/08)
Attempted 15 field goals.....	Kristi Cirone (18) vs. DePaul (11/25/07)
Attempted 10 three-point field goals.....	Megan McCracken (10) at South Dakota State (3/17/07)
Attempted 15 free throws.....	Kristi Cirone (16) vs. Ball State (12/6/06)
Attempted 10 free throws.....	Kristi Cirone (11) at Southern Illinois (1/5/08)
Had 20 rebounds.....	Erin Keeney (23) vs. Drake (1/6/05)
Had 15 rebounds.....	Holly Hallstrom (18) vs. Bradley (2/12/06)
Had 10 rebounds.....	Ashleen Bracey (12) at Southern Illinois (1/5/08)
Posted a double-double.....	Ashleen Bracey at Southern Illinois (1/5/08) (14 points, 12 rebounds)
Posted a triple-double.....	Tami Baalke at Western Illinois (2/22/91) (15 points, 10 rebounds, 11 assists)
Had 10 assists.....	Kristi Cirone (11) vs. Loyola (11/29/07)
Had 5 steals.....	Tiffany Hudson (5) vs. Chicago State (11/26/06)
Had 5 blocks.....	Nicolle Lewis (5) vs. Rice (3/15/07)

ILLINOIS STATE TEAM

Scored 100 points.....	101 vs. Eastern Illinois (11/28/06)
Scored 90 points.....	94 at Bradley (1/13/08)
Scored 80 points.....	82 at Southern Illinois (1/5/08)
Scored less than 50 points.....	48 vs. South Dakota State (3/17/07)
Scored less than 40 points.....	36 at Bradley (1/6/02)
Scored 50 points in a half.....	50 (1st) at Bradley (1/13/08)
Scored less than 20 points in a half.....	18 (2nd) vs. South Dakota State (3/17/07)
Made 50 field goals.....	50 vs. Loyola (2/2/78)
Made 40 field goals.....	41 at Western Illinois (12/22/91)
Made 30 field goals.....	38 at Bradley (1/13/08)
Made 15 3-Pt. field goals.....	15 vs. Eastern Illinois (11/28/06)
Made 10 3-Pt. field goals.....	10 at Bradley (1/13/08)
Made 30 free throws.....	31 vs. Northern Iowa (1/2/04)
Made 20 free throws.....	25 at Southern Illinois (1/5/08)
Made 15 free throws.....	16 at Evansville (1/3/08)
Had 60 rebounds.....	66 vs. Fairleigh Dickinson (12/4/93)
Had 50 rebounds.....	55 vs. Loyola (11/29/07)
Had 40 rebounds.....	47 at Southern Illinois (1/5/08)
Had 30 assists.....	32 at Western Illinois (1/20/90)
Had 20 assists.....	27 at Bradley (1/13/08)
Committed less than 10 turnovers.....	9 vs. Indiana State (2/18/07)
Committed more than 20 turnovers.....	21 at Southern Illinois (1/4/07)
Had 20 steals.....	20 vs. Howard (12/2/94)
Had 10 steals.....	11 vs. Northern Illinois (12/31/07)
Had 10 blocks.....	11 vs. Rice (3/15/07)
Had 5 blocks.....	7 vs. Bradley (3/9/07)
Two players scored 30 points.....	Never happened
Three players scored 20 points.....	at Bradley (2/7/98) Jenny Schmidt (28), Corinne Vossel (23), Valerie Trame (20)
Two players scored 20 points.....	at Eastern Michigan (12/2/07) Tiffany Hudson (24), Kristi Cirone (20)
Six players scored in double-figures.....	at Indiana (12/15/89) Tami Baalke (16), Luann Robinson (14), Char Govan (13), Cindy Kaufmann (12), Caryn Brune (10), Shannon Fulton (10)
Five players scored in double-figures.....	at Bradley (1/13/08) Kristi Cirone (15), Maggie Krick (15), Shala Jackson (12), Nicolle Lewis (12), Ashleen Bracey (10)
Four players scored in double-figures.....	vs. Northern Iowa (1/10/08) Kristi Cirone (25), Maggie Krick (13), Shala Jackson (12), Nicolle Lewis (10)
Three players scored in double-figures.....	at Southern Illinois (1/5/08) Kristi Cirone (27), Tiffany Hudson (19), Ashleen Bracey (14)

OPPONENT INDIVIDUAL

Scored 40 points.....	Kendra Wecker (41), Kansas State (11/26/04)
Scored 30 points.....	Tara King (31), Northern Iowa (2/25/07)
Scored 25 points.....	Jayme Sweere (25), Southern Illinois (1/5/08)
Made 15 field goals.....	Amy Swisher (15), Northern Iowa (2/9/03)
Made 10 field goals.....	Tara King (12), Northern Iowa (2/25/07)
Made 5 three-point field goals.....	Alyssa Pittman (6), Eastern Michigan (12/2/07)
Made 10 free throws.....	Rachel Galligan (10), Eastern Illinois (11/28/06)
Attempted 15 field goals.....	Jayme Sweere (19), Southern Illinois (1/5/08)
Attempted 10 three-point field goals.....	Kylie York (10), Northern Illinois (12/31/07)
Attempted 15 free throws.....	
Attempted 10 free throws.....	Tiffany Lawson (11), South Florida (11/18/07)
Had 20 rebounds.....	Erin Keeney (23) vs. Drake (1/6/05)
Had 15 rebounds.....	Holly Hallstrom (18) vs. Bradley (2/12/06)
Had 10 rebounds.....	Jayme Sweere (10), Southern Illinois (1/5/08)
Posted a double-double.....	Jayme Sweere, Southern Illinois (1/5/08) (25 points, 10 rebounds)
Posted a triple-double.....	Never happened
Had 10 assists.....	Lyndsey Medders (11), Iowa State (12/20/06)
Had 5 steals.....	Deirdre Naughton (5), DePaul (12/25/07)
Had 5 blocks.....	Breton Wyatt (5), Missouri State (2/10/07)

OPPONENT TEAM

Scored 100 points.....	105, Kansas State (11/26/04)
Scored 90 points.....	92, Green Bay (12/22/06)
Scored 80 points.....	80, DePaul (11/25/07)
Scored less than 50 points.....	48, Missouri State (2/10/07)
Scored less than 40 points.....	37, Iowa State (12/18/93)
Scored 50 points in a half.....	50 (2nd), Indiana State (1/19/07)
Scored less than 20 points in a half.....	13 (1st), Rice (3/15/07)
Made 50 field goals.....	Never happened
Made 40 field goals.....	41, Kansas State (11/26/04)
Made 30 field goals.....	32, DePaul 9/11/15/07)
Made 15 3-Pt. field goals.....	Never happened
Made 10 3-Pt. field goals.....	12, DePaul (11/18/06)
Made 30 free throws.....	31, Green Bay (12/22/06)
Made 20 free throws.....	21, Indiana State (2/18/07)
Made 15 free throws.....	19, Southern Illinois (1/5/08)
Had 60 rebounds.....	60, Rice (3/15/07)
Had 50 rebounds.....	50, Wichita State (1/29/04)
Had 40 rebounds.....	43, DePaul (11/25/07)
Had 30 assists.....	Never happened
Had 20 assists.....	20, DePaul (11/25/07)
Committed less than 10 turnovers.....	9, Southern Illinois (1/5/08)
Committed more than 20 turnovers.....	24, Northern Illinois (12/31/07)
Had 20 steals.....	20, Evansville (12/31/99)
Had 10 steals.....	10, Western Illinois (12/19/07)
Had 10 blocks.....	10, Northern Illinois (12/30/02)
Had 5 blocks.....	6, Miami (12/16/07)
Two players scored 30 points.....	Northern Iowa (2/17/05) Jessie Biggs (34), Emily Berry (33)
Three players scored 20 points.....	Drake (3/5/95) Tricia Wakely (27), Kristi Kinne (21), Julie Rittgers (20)
Two players scored 20 points.....	Northern Iowa (1/12/06) Cassie Hager (27), Tara King (24)
Six players scored in double-figures.....	Green Bay (12/22/06) Rachel Porath (16), Nicole Soulis (14), Lavesa Glover (13), Kati Harty (13), Natalie Berglin (12), Erin Templin (10)
Five players scored in double-figures.....	Southern Illinois (2/2/07) Carlai Moore (22), Dana Olsen (15), Debbie Burris (13), Jasmine Gibson (13), Jayme Sweere (11)
Four players scored in double-figures.....	Southern Illinois (1/5/08) Jayme Sweere (25), Jasmine Gibson (14), Courtney Sales (13), Tanaeya Worden (11)
Three players scored in double-figures.....	Evansville (1/3/08) Rebekah Parker (21), Shannon Novosel (17), Ashley Austin (10)

TAMARA BUTLER

FORWARD • SR. • 5-10
CHAMPAIGN, ILL. (CENTENNIAL/LINCOLN LAND CC)



3

BUTLER'S HIGHS

POINTS

Season: 4 vs. Loyola (11/29/07)
 vs. NIU (12/31/07)
 Career: 9 vs. SIU (2/2/07)

REBOUNDS

Season: 2 Four times
 Career: 7 vs. UNI (2/25/07)

ASSISTS

Season: 2 at Bradley (1/13/08)
 Career: 2 vs. UNI (2/25/07)

BLOCKS

Season: 0
 Career: N/A

STEALS

Season: 1 vs. UNI (1/10/08)
 Career: 3 vs. SIU (2/2/07)

FIELD GOALS

Season: 2 vs. NIU (12/31/07)
 Career: 4 vs. SIU (2/2/07)

FIELD GOAL ATTEMPTS

Season: 3 vs. NIU (12/31/07)
 Career: 9 at Wichita State (2/12/07)

3-PT. FIELD GOALS

Season: 0
 Career: 1 Seven times

3-PT. FIELD GOAL ATTEMPTS

Season: 1 at USF (11/18/07)
 Career: 3 Three times

FREE THROWS

Season: 2 vs. Loyola (11/29/07)
 at EMU (12/2/07)
 Career: 2 vs. Loyola (11/29/07)
 at EMU (12/2/07)

FREE THROW ATTEMPTS

Season: 2 vs. Loyola (11/29/07)
 at EMU (12/2/07)
 Career: 2 Six times

MINUTES

Season: 8 vs. NIU (12/31/07)
 Career: 26 vs. SIU (2/2/07)

- Tied her season-high with four points and two rebounds against Northern Illinois.
- Against Loyola, recorded season-bests with four points and 2 rebounds. Also made her first free throws of the season.
- Saw her first action of the season against South Florida.

BUTLER GAME-BY-GAME

DATE	OPPONENT	MIN.	FG	3-PT	FT	O-D	TOT	PF	A	TO	B	S	TP
11/11	at Eastern Illinois												
													Did Not Play-Coach's Decision
11/15	Green Bay												Did Not Play-Coach's Decision
11/17	vs. Tennessee-Martin												Did Not Play-Coach's Decision
11/18	at South Florida	2	0-1	0-1	0-0	0-0	0	1	0	0	0	0	0
11/25	DePaul												Did Not Play-Coach's Decision
11/29	Loyola-Chicago	7	1-2	0-0	2-2	1-1	2	0	0	0	0	0	4
12/2	at Eastern Michigan	3	0-2	0-0	2-2	0-2	2	0	0	2	0	0	0
12/4	at Ball State	1	0-0	0-0	0-0	0-0	0	0	0	0	0	0	0
12/16	at Miami (Ohio)												Did Not Play-Coach's Decision
12/19	Western Illinois												Did Not Play-Coach's Decision
12/31	Northern Illinois	8	2-3	0-0	0-0	0-2	2	1	0	0	0	0	4
1/3	at Evansville*												Did Not Play-Coach's Decision
1/5	at Southern Illinois*												Did Not Play-Coach's Decision
1/10	Northern Iowa*	3	0-0	0-0	0-0	0-0	0	0	0	0	0	1	0
1/13	at Bradley*	8	0-1	0-0	0-0	0-2	2	0	2	1	0	0	0
1/19	Indiana State*												
1/25	at Missouri State*												
1/27	at Wichita State*												
1/31	Drake*												
2/2	Creighton*												
2/7	at Northern Iowa*												
2/10	Bradley*												
2/15	at Indiana State*												
2/21	Wichita State*												
2/24	Missouri State*												
2/29	at Creighton*												
3/2	at Drake*												
3/6	Southern Illinois*												
3/8	Evansville*												

* Game Started

* Missouri Valley Conference Game

BUTLER'S CAREER STATS

YEAR	GP	GS	FIELD GOALS		3-PT. FG		FREE THROWS		REBOUNDS				SCORING				MINUTES				
			M-A	PCT.	M-A	PCT.	M-A	PCT.	OFF.	DEF.	TOT.	AVG.	PF-FO	AST	TO	BLK	STL	PTS.	AVG.	MIN.	AVG.
2006-07	24	0	29-79	.367	6-20	.300	4-8	.500	16	34	60	2.2	14-0	14	19	4	7	68	2.8	239	10.0
2007-08	7	0	3-9	.333	0-1	.000	4-4	1.000	1	7	8	1.1	2-0	2	3	0	1	10	1.4	32	4.6
Totals	31	0	32-92	.348	6-23	.261	8-12	.667	17	44	61	2.0	16-0	16	22	4	8	78	2.5	271	8.7

BREA BANKS

FORWARD • JR. • 6-0
RIGHTON PARK, ILL. (MARIAN CATHOLIC)



4

BANKS' HIGHS

POINTS

Season: 13 vs. Loyola (11/29/07)
 Career: 13 vs. Loyola (11/29/07)

REBOUNDS

Season: 7 vs. DePaul (11/25/07)
 Career: 7 vs. UNI (2/10/06)
 vs. DePaul (11/25/07)

ASSISTS

Season: 1 vs. Green Bay (11/15/07)
 Career: 2 at UTEP (12/18/06)
 vs. Green Bay (12/22/06)

BLOCKS

Season: 0
 Career: 1 Five times

STEALS

Season: 2 vs. Green Bay (11/15/07)
 Career: 2 Four times

FIELD GOALS

Season: 5 vs. Loyola (11/29/07)
 Career: 5 vs. Loyola (11/29/07)

FIELD GOAL ATTEMPTS

Season: 5 vs. Loyola (11/29/07)
 vs. NIU (12/31/07)
 Career: 8 vs. Indiana State (2/4/06)

3-PT. FIELD GOALS

Season: 1 Five times
 Career: 2 Three times

3-PT. FIELD GOAL ATTEMPTS

Season: 2 Five times
 Career: 5 at Illinois (12/22/05)

FREE THROWS

Season: 2 vs. Loyola (11/29/07)
 Career: 2 at Missouri State (2/10/07)
 vs. Loyola (11/29/07)

FREE THROW ATTEMPTS

Season: 2 vs. Loyola (11/29/07)
 Career: 2 Seven times

MINUTES

Season: 16 vs. Loyola (11/29/07)
 Career: 25 at Oakland (12/10/05)

- Scored six points on 3-of-5 shooting against Northern Illinois.
- Surpassed 100 career points with a three-pointer against Western Illinois.
- Against Loyola, scored a career-high 13 points on 5-for-5 shooting from the field, including 1-for-1 from three-point range, and a 2-for-2 performance from the free throw line. It was the first double-digit scoring performance of her career.
- Scored five points and tied her career-high with seven rebounds in 11 minutes of action against DePaul.
- Had a season-best two rebounds against South Florida.
- Scored five points on 2-for-2 shooting, including her first three-pointer of the season, against Green Bay. It was Banks' highest point total since she had nine against Indiana State (2/4/06).
- Also had two steals and one assist in her 12 minutes of action against the Phoenix.
- Saw first action of the season against Eastern Illinois. Had one rebound in that game.

BANKS GAME-BY-GAME

DATE	OPPONENT	MIN.	FG	3-PT	FT	O-D	TOT	PF	A	TO	B	S	TP
11/11	at Eastern Illinois	1	0-0	0-0	0-0	0-1	1	0	0	0	0	0	0
11/15	Green Bay	12	2-2	1-1	0-0	0-1	1	1	1	0	0	2	5
11/17	vs. Tennessee-Martin	5	0-2	0-2	0-0	0-0	0	1	0	0	0	0	0
11/18	at South Florida	5	0-1	0-1	0-0	0-2	2	1	0	1	0	0	0
11/25	DePaul	11	2-4	1-2	0-0	1-6	7	1	0	0	0	0	5
11/29	Loyola-Chicago	16	5-5	1-1	2-2	1-2	3	0	0	0	0	0	13
12/2	at Eastern Michigan	3	0-0	0-0	0-0	0-0	0	2	0	1	0	0	0
12/4	at Ball State	2	0-0	0-0	0-0	0-0	0	0	0	1	0	0	0
12/16	at Miami (Ohio)	1	0-0	0-0	0-0	0-0	0	0	0	0	0	0	0
12/19	Western Illinois	5	1-2	1-2	0-0	0-1	1	0	0	0	0	0	3
12/31	Northern Illinois	8	3-5	0-2	0-0	0-2	2	1	0	0	0	0	6
1/3	at Evansville*	4	0-2	0-2	0-0	0-0	0	0	0	0	0	0	0
1/5	at Southern Illinois*	2	0-1	0-0	0-0	0-0	0	0	0	0	0	0	0
1/10	Northern Iowa*	12	1-3	1-2	0-0	1-0	1	2	0	1	0	0	3
1/13	at Bradley*	9	2-4	0-1	0-0	2-2	4	0	0	0	0	0	4
1/19	Indiana State*												
1/25	at Missouri State*												
1/27	at Wichita State*												
1/31	Drake*												
2/2	Creighton*												
2/7	at Northern Iowa*												
2/10	Bradley*												
2/15	at Indiana State*												
2/21	Wichita State*												
2/24	Missouri State*												
2/29	at Creighton*												
3/2	at Drake*												
3/6	Southern Illinois*												
3/8	Evansville*												

* Game Started

* Missouri Valley Conference Game

BANKS' CAREER STATS

YEAR	GP	GS	FIELD GOALS		3-POINT FG		FREE THROWS		REBOUNDS					SCORING		MINUTES					
			M-A	PCT.	M-A	PCT.	M-A	PCT.	OFF.	DEF.	TOT.	AVG.	PF-FO	AST	TO	BLK	STL	PTS.	AVG.	MIN.	AVG.
2005-06	25	1	26-73	.356	12-39	.308	4-10	.400	16	32	48	1.9	31-1	6	11	5	11	68	2.7	248	9.9
2006-07	13	0	2-5	.400	1-4	.250	2-2	1.000	2	3	5	0.4	3-0	0	2	0	0	7	0.5	35	2.7
2007-08	15	0	16-31	.516	5-16	.313	2-2	1.000	5	17	22	1.5	8-0	1	4	0	2	39	2.6	96	6.4
TOTALS	53	1	44-109	.404	18-59	.305	8-14	.571	23	52	75	1.4	42-1	7	17	5	13	114	2.2	379	7.2

KRISTI CIRONE

GUARD • JR. • 5-10
CHICAGO, ILL. (RESURRECTION)



10

CIRONE'S HIGHS

POINTS

Season: 27 at SIU (1/5/08)
Career: 28 vs. Miami (12/9/06)

REBOUNDS

Season: 7 vs. WIU (12/19/07)
Career: 7 Three times

ASSISTS

Season: 11 vs. Loyola (11/29/07)
Career: 12 vs. EIU (11/28/06)

BLOCKS

Season: 1 Three times
Career: 2 at Drake (3/1/07)
at Evansville (3/1/06)

STEALS

Season: 4 vs. UT-Martin (11/17/07)
at EMU (12/2/07)
Career: 8 vs. Wichita State (1/22/06)

FIELD GOALS

Season: 10 vs. DePaul (11/25/07)
Career: 10 vs. DePaul (11/25/07)

FIELD GOAL ATTEMPTS

Season: 18 vs. DePaul (11/25/07)
Career: 22 vs. Rice (3/15/07)

3-PT. FIELD GOALS

Season: 5 vs. DePaul (11/25/07)
Career: 5 at Missouri State (2/10/07)
vs. DePaul (11/25/07)

3-PT. FIELD GOAL ATTEMPTS

Season: 9 vs. DePaul (11/25/07)
Career: 11 at Ball State (11/30/05)

FREE THROWS

Season: 10 at SIU (1/5/08)
Career: 13 vs. Ball State (12/6/06)

FREE THROW ATTEMPTS

Season: 11 at SIU (1/5/08)
Career: 17 vs. South Alabama (11/2/05)

MINUTES

Season: 40 vs. Green Bay (11/15/07)
Career: 51 vs. Rice (3/15/07)

- Leads the team in field goals (87), field goal attempts (175), three-point field goals (30), three-point field goal attempts (70), free throws (47), free throw attempts (56), free throw percentage (.839), assists (98), assist-to-turnover ratio (2.97), steals (23), points (251), points per game.
- Cirone's 98 assists have contributed to 231 Redbird points this season.
- Had her consecutive double-figures scoring streak stopped at 19 against Loyola. Has scored in double-figures in all seven games since then.
- Fourth player in ISU history to surpass 300 career free throws.
- Scored 20 points in the last three games; second streak of her career.
- Missouri Valley Conference Player of the Week- Jan. 8, Jan. 15.**
- Prairie Farms/MVC Scholar-Athlete of the Week-Jan. 8**
- Scored 27 points, one shy of her career-high, and had seven assists against Southern Illinois (1/5).
- Led ISU with 21 points, including 17 in the second half, and six assists against Evansville (1/3). Scored 12 points during a 22-6 Redbird run and shot 6-for-6 from the free throw line in the game.
- Led the Redbirds with 7 rebounds, which tied her career-high, and seven assists against Western Illinois.
- Scored 17 points against Miami. It was the first time this season she had as many turnovers (5) as assists (5) in a game this season.
- Scored 20 points on 9-for-12 shooting, including two three-pointers, and handed out six assists against Eastern Michigan.
- Recorded a season-best 11 assists against just one turnover against Loyola. The total was one-shy of her career-high and the fifth double-digit assist performance of her career.
- Scored a season-best 25 points on 10-for-18 shooting against DePaul. Tied her career-high with five three-point field goals.
- Her jump shot at the halftime buzzer against DePaul gave her 1,001 career points, making her the 23rd player, and the eighth non-senior, in Redbird history to surpass the 1,000 point plateau.
- Dished out nine assists against South Florida to go along with 14 points and five rebounds.
- Her first three-pointer against Eastern Illinois was the 100th of her career.
- Preseason All-Valley selection.

ASSIST TRACKER

PLAYER

Tiffany Hudson	27
Maggie Krick	19
Ashleen Bracey	17
Nicolle Lewis	16
Shala Jackson	8
Brea Banks	3
Ashley Sandstead	2
Kenyatta Shelton	2
Tamara Butler	1
Danielle Calef	1
Lashawn Johnson	1
Brooke Singleton	1
FIELD GOAL TYPE	
Layup	35
Three-Pointer	33
Jump Shot	30

CIRONE GAME-BY-GAME

DATE	OPPONENT	MIN.	FG	3-PT	FT	O-D	TOT	PF	A	TO	B	S	TP	
11/11	at Eastern Illinois	•	32	7-13	4-5	5-7	1-2	3	3	8	2	0	1	23
11/15	Green Bay	•	40	4-9	1-3	5-8	0-3	3	1	5	2	0	1	14
11/17	vs. Tennessee-Martin	•	31	4-11	1-4	2-3	0-1	1	0	7	3	0	4	11
11/18	at South Florida	•	31	5-13	0-6	4-4	0-5	5	1	9	1	0	1	14
11/25	DePaul	•	35	10-18	5-9	0-0	2-1	3	3	8	6	0	1	25
11/29	Loyola-Chicago	•	24	1-8	1-4	2-2	0-4	4	0	11	1	0	1	5
12/2	at Eastern Michigan	•	30	9-12	2-3	0-0	0-3	3	0	6	2	0	4	20
12/4	at Ball State	•	31	4-12	0-3	2-2	1-1	2	1	7	1	0	1	10
12/16	at Miami (Ohio)	•	37	5-11	2-5	5-6	0-5	5	3	5	5	1	1	17
12/19	Western Illinois	•	35	5-13	2-7	0-0	1-6	7	3	7	2	1	1	12
12/31	Northern Illinois	•	29	4-8	1-3	3-4	1-1	2	1	5	1	0	2	12
1/3	at Evansville*	•	38	6-13	3-7	6-6	1-2	3	4	6	1	0	2	21
1/5	at Southern Illinois*	•	37	8-14	1-3	10-11	0-3	3	3	7	4	1	0	27
1/10	Northern Iowa*	•	35	9-12	4-5	3-3	0-3	3	2	4	1	0	3	25
1/13	at Bradley*	•	27	6-8	3-3	0-0	0-3	3	2	3	1	0	0	15
1/19	Indiana State*													
1/25	at Missouri State*													
1/27	at Wichita State*													
1/31	Drake*													
2/2	Creighton*													
2/7	at Northern Iowa*													
2/10	Bradley*													
2/15	at Indiana State*													
2/21	Wichita State*													
2/24	Missouri State*													
2/29	at Creighton*													
3/2	at Drake*													
3/6	Southern Illinois*													
3/8	Evansville*													

* Game Started

* Missouri Valley Conference Game

CIRONE'S CAREER STATS

YEAR	GP	FIELD GOALS				3-POINT FG		FREE THROWS		REBOUNDS				SCORING				MINUTES			
		GS	M-A	PCT.		M-A	PCT.	M-A	PCT.	OFF.	DEF.	TOT.	AVG.	PF-FO	AST	TO	BLK	STL	PTS.	AVG.	MIN.
2005-06	28	28	109-314	.347	52-151	.344	119-148	.804	12	59	71	2.5	78-3	122	77	5	45	389	13.9	978	34.9
2006-07	33	33	173-406	.426	47-134	.351	148-192	.771	22	101	123	3.7	76-2	184	89	6	58	541	16.4	1138	34.5
2007-08	15	15	87-175	.497	30-70	.429	47-56	.839	8	42	50	3.3	27-0	98	33	3	23	251	16.7	497	33.1
Totals	76	76	369-895	.412	129-355	.363	314-396	.793	42	202	244	3.2	181-5	404	199	14	126	1181	15.5	2613	34.4

ASHLEY SANDSTEAD

GUARD • JR. • 5-10
ARLINGTON HEIGHTS, ILL. (BUFFALO GROVE)



12

SANDSTEAD'S HIGHS

POINTS

Season: 8 at Bradley (1/13/08)
 Career: 14 vs. Loyola (11/20/05)
 vs. Wichita State (1/16/05)

REBOUNDS

Season: 1 at USF (11/18/07)
 at Bradley (1/13/08)
 Career: 6 at Ball State (11/30/05)
 vs. Oakland (12/3/04)

ASSISTS

Season: 1 at EIU (11/11/07)
 Career: 4 at UTEP (12/18/05)
 vs. Oakland (12/3/04)

BLOCKS

Season: 0
 Career: 1 Three times

STEALS

Season: 2 at Bradley (1/13/08)
 Career: 4 at Notre Dame (11/12/04)

FIELD GOALS

Season: 2 at Bradley (1/13/08)
 Career: 5 Three times

FIELD GOAL ATTEMPTS

Season: 3 at EIU (11/11/07)
 at Bradley (1/13/08)
 Career: 12 at Loyola (11/20/05)
 at Ball State (11/39/05)

3-PT. FIELD GOALS

Season: 2 at Bradley (1/13/08)
 Career: 3 vs. Loyola (11/20/05)
 vs. Wichita State (1/16/05)

3-PT. FIELD GOAL ATTEMPTS

Season: 3 at EIU (11/11/07)
 at Bradley (1/13/08)
 Career: 8 vs. Green Bay (12/8/05)

FREE THROWS

Season: 0
 Career: 5 vs. Kansas State (11/26/04)

FREE THROW ATTEMPTS

Season: 0
 Career: 4 Twice

MINUTES

Season: 7 at EIU (11/11/07)
 Career: 36 Twice

- Leads the team in three-point field goal percentage (.571).
- * Scored a season-high eight points on 2-of-3 shooting, all from three-point range, and had two steals against Bradley (1/13).
- Returned to action against Northern Iowa (1/10).
- Missed eight games with a stress fracture in her right foot.
- Made her first three-point field goal attempt of the season against Eastern Illinois.

SANDSTEAD GAME-BY-GAME

DATE	OPPONENT	MIN.	FG	3-PT	FT	O-D	TOT	PF	A	TO	B	S	TP
11/11	at Eastern Illinois	7	1-3	1-3	0-0	0-0	0	1	1	0	0	0	3
11/15	Green Bay			Did Not Play-Coach's Decision									
11/17	vs. Tennessee-Martin	6	1-1	1-1	0-0	0-0	0	2	0	0	0	0	3
11/18	at South Florida	3	0-0	0-0	0-0	0-1	1	1	0	1	0	0	0
11/25	DePaul			Did Not Play-Coach's Decision									
11/29	Loyola-Chicago			Did Not Play-Injury									
12/2	at Eastern Michigan			Did Not Play-Injury									
12/4	at Ball State			Did Not Play-Injury									
12/16	at Miami (Ohio)			Did Not Play-Injury									
12/19	Western Illinois			Did Not Play-Injury									
12/31	Northern Illinois			Did Not Play-Injury									
1/3	at Evansville*			Did Not Play-Injury									
1/5	at Southern Illinois*			Did Not Play-Injury									
1/10	Northern Iowa*	1	0-0	0-0	0-0	0-0	0	0	0	0	0	0	0
1/13	at Bradley*	5	2-3	2-3	2-2	1-0	1	0	0	1	0	2	8
1/19	Indiana State*			* Game Started									
1/25	at Missouri State*			* Missouri Valley Conference Game									
1/27	at Wichita State*			* Missouri Valley Conference Game									
1/31	Drake*			* Missouri Valley Conference Game									
2/2	Creighton*			* Missouri Valley Conference Game									
2/7	at Northern Iowa*			* Missouri Valley Conference Game									
2/10	Bradley*			* Missouri Valley Conference Game									
2/15	at Indiana State*			* Missouri Valley Conference Game									
2/21	Wichita State*			* Missouri Valley Conference Game									
2/24	Missouri State*			* Missouri Valley Conference Game									
2/29	at Creighton*			* Missouri Valley Conference Game									
3/2	at Drake*			* Missouri Valley Conference Game									
3/6	Southern Illinois*			* Missouri Valley Conference Game									
3/8	Evansville*			* Missouri Valley Conference Game									

SANDSTEAD'S CAREER STATS

YEAR	GP	GS	FIELD GOALS		3-POINT FG		FREE THROWS		REBOUNDS				SCORING			MINUTES					
			M-A	PCT.	M-A	PCT.	M-A	PCT.	OFF.	DEF.	TOT.	AVG.	PF-FO	AST	TO	BLK	STL	PTS.	AVG.	MIN.	AVG.
2004-05	31	4	49-104	.471	18-42	.429	27-39	.692	13	37	50	1.6	56-1	25	24	2	24	143	4.6	288	12.5
2005-06	9	8	31-88	.352	14-47	.298	17-24	.708	7	19	26	2.9	26-1	13	12	0	9	93	10.3	274	30.4
2006-07	26	2	17-48	.354	9-26	.346	3-8	.375	8	11	19	0.7	24-0	13	9	1	1	46	1.8	172	6.6
2007-08	5	0	4-7	.571	4-7	.571	2-2	1.000	1	1	2	0.4	4-0	1	2	0	2	14	2.8	22	4.4
TOTALS	71	14	101-247	.409	45-122	.369	49-73	.671	29	68	97	1.4	110-2	52	47	3	36	296	4.2	856	12.1

AMANDA CLIFTON

GUARD • FR. • 5-8
ROCK ISLAND, ILL. (ALLEMAN CATHOLIC)



14

CLIFTON'S HIGHS

POINTS

Season: 6 vs. Loyola (11/29/07)
 Career: 6 vs. Loyola (11/29/07)

REBOUNDS

Season: 2 vs. UT-Martin (11/17/07)
 at Bradley (1/13/08)
 Career: 2 vs. UT-Martin (11/17/07)
 at Bradley (1/13/08)

ASSISTS

Season: 4 at Bradley (1/13/08)
 Career: 4 at Bradley (1/13/08)

BLOCKS

Season: 1 vs. Loyola (11/29/07)
 Career: 1 vs. Loyola (11/29/07)

STEALS

Season: 1 Three times
 Career: 1 Three times

FIELD GOALS

Season: 2 vs. Loyola (11/29/07)
 Career: 2 vs. Loyola (11/29/07)

FIELD GOAL ATTEMPTS

Season: 3 vs. Loyola (11/29/07)
 Career: 3 vs. Loyola (11/29/07)

3-PT. FIELD GOALS

Season: 1 vs. Loyola (11/29/07)
 vs. UNI (1/10/08)
 Career: 1 vs. Loyola (11/29/07)
 vs. UNI (1/10/08)

3-PT. FIELD GOAL ATTEMPTS

Season: 1 Six times
 Career: 1 Six times

FREE THROWS

Season: 1 vs. Loyola (11/29/07)
 at EMU (12/2/07)
 Career: 1 vs. Loyola (11/29/07)
 at EMU (12/2/07)

FREE THROW ATTEMPTS

Season: 2 vs. Loyola (11/29/07)
 at EMU (12/2/07)
 Career: 2 vs. Loyola (11/29/07)
 at EMU (12/2/07)

MINUTES

Season: 13 vs. Loyola (11/29/07)
 Career: 13 vs. Loyola (11/29/07)

- Dished out a career-high four assists against Bradley (1/13).
- Had three assists against Northern Illinois.
- Against Loyola, scored a career-high six points and tied her career-high with three assists in 16 minutes. Recorded her first career three-point field goal, block and steal in the game.
- Against South Florida, saw a career-best 11 minutes of action. Scored her first career points on a layup at the 3:07 mark of the second half. Also had a career-best three assists.
- Played nine minutes against Tennessee-Martin, recorded her first two rebounds.
- Saw her first-career game action in the final minute against Green Bay.
- Missed the first game of the season with a knee injury.

CAREER FIRSTS

FG	at South Florida
3-Pt. FG	vs. Loyola
FT	vs. Loyola
Rebound	vs. UT-Martin
Assist	at South Florida
Turnover	vs. UT-Martin
Block	vs. Loyola
Steal	vs. Loyola

CLIFTON GAME-BY-GAME

DATE	OPPONENT	MIN.	FG	3-PT	FT	O-D	TOT	PF	A	TO	B	S	TP
11/11	at Eastern Illinois						Did Not Play-Injury						
11/15	Green Bay	1	0-0	0-0	0-0	0-0	0	0	0	0	0	0	0
11/17	vs. Tennessee-Martin	9	0-0	0-0	0-0	0-2	2	0	0	1	0	0	0
11/18	at South Florida	11	1-2	0-1	0-0	0-1	1	2	3	1	0	0	2
11/25	DePaul	0+	0-0	0-0	0-0	0-0	0	0	0	0	0	0	0
11/29	Loyola-Chicago	13	2-3	1-1	1-2	0-1	1	1	3	1	1	1	6
12/2	at Eastern Michigan	6	0-0	0-0	1-2	0-1	1	0	1	1	0	0	1
12/4	at Ball State	2	0-0	0-0	0-0	0-0	0	0	0	0	0	0	0
12/16	at Miami (Ohio)	1	0-0	0-0	0-0	0-0	0	0	0	0	0	0	0
12/19	Western Illinois	6	0-1	0-1	0-0	0-0	0	0	0	0	0	0	0
12/31	Northern Illinois	11	0-1	0-1	0-0	0-0	0	1	3	1	0	1	0
1/3	at Evansville*	1	0-1	0-1	0-0	0-0	0	1	0	1	0	0	0
1/5	at Southern Illinois*	2	0-0	0-0	0-0	0-0	0	0	0	0	0	0	0
1/10	Northern Iowa*	4	1-1	1-1	0-0	0-0	0	1	0	1	0	0	3
1/13	at Bradley*	12	1-2	0-0	0-0	0-2	2	1	4	3	1	1	2
1/19	Indiana State*												
1/25	at Missouri State*												
1/27	at Wichita State*												
1/31	Drake*												
2/2	Creighton*												
2/7	at Northern Iowa*												
2/10	Bradley*												
2/15	at Indiana State*												
2/21	Wichita State*												
2/24	Missouri State*												
2/29	at Creighton*												
3/2	at Drake*												
3/6	Southern Illinois*												
3/8	Evansville*												

* Game Started

* Missouri Valley Conference Game

CLIFTON'S CAREER STATS

YEAR	GP	GS	FIELD GOALS		3-POINT FG		FREE THROWS		REBOUNDS				SCORING			MINUTES					
			M-A	PCT.	M-A	PCT.	M-A	PCT.	OFF.	DEF.	TOT.	AVG.	PF-FO	AST	TO	BLK	STL	PTS.	AVG.	MIN.	AVG.
2007-08	14	0	5-11	.455	2-6	.333	2-4	.500	0	7	7	0.5	9-0	14	10	2	3	14	1.0	79	5.6
TOTALS	14	0	5-11	.455	2-6	.333	2-4	.500	0	7	7	0.5	9-0	14	10	2	3	14	1.0	79	5.6

TIFFANY HUDSON

GUARD • SR. • 5-7
NAPERVILLE, ILL. (NAPERVILLE CENTRAL)



20

HUDSON'S HIGHS

POINTS

Season: 24 at EMU (12/2/07)
 Career: 24 at EMU (12/2/07)

REBOUNDS

Season: 5 at EIU (11/11/07)
 Career: 7 vs. Missouri State (1/20/06)
 at Wichita State (1/17/06)

ASSISTS

Season: 7 at Bradley (1/13/08)
 Career: 9 vs. Chicago State (11/26/06)

BLOCKS

Season: 1 vs. Loyola (11/29/07)
 Career: 1 Four times

STEALS

Season: 3 at EIU (11/11/07)
 Career: 5 vs. Chicago State (11/26/06)

FIELD GOALS

Season: 10 at EMU (12/2/07)
 Career: 10 at EMU (12/2/07)

FIELD GOAL ATTEMPTS

Season: 16 at EMU (12/2/07)
 Career: 16 at EMU (12/2/07)

3-PT. FIELD GOALS

Season: 4 Three times
 Career: 4 Four times

3-PT. FIELD GOAL ATTEMPTS

Season: 7 vs. UT-Martin (11/17/07)
 Career: 7 vs. UT-Martin (11/17/07)

FREE THROWS

Season: 8 at EIU (11/11/07)
 Career: 8 at EIU (11/11/07)

FREE THROW ATTEMPTS

Season: 10 at EIU (11/11/07)
 Career: 10 at EIU (11/11/07)

MINUTES

Season: 38 at SIU (1/5/08)
 Career: 39 at UNI (1/12/06)

- Scored in double-figures in the first five games of the season, the longest streak of her career.
- Has scored in double-digit in more games this season (9) than any of her previous three.
- Set or tied her career-high in scoring four times this season.
- Made a three-pointer in each of the first seven games of the season.
- Has recorded at least five assists in the last six games.
- Scored 19 points and had a season-best six assists against Southern Illinois (1/5). Scored 11 points in the second half, including seven in the final three minutes.
- Against Eastern Michigan, scored a career-high 24 points on 10-of-16 shooting. Tied her career-high with four three-pointers.
- Scored 13 points on 5-of-11 shooting against DePaul.
- Best Western Roundball Classic MVP. Averaged 19.0 points per game and had eight three-pointers in the tournament.
- Made a career-high four three-point field goals against Tennessee-Martin and South Florida.
- Scored a career-high 20 points, on a career-best 8-of-11 shooting, against South Florida.
- Scored 18 points for the second time in first three games against Tennessee-Martin.
- Made three three-pointers during a 19-2 run that erased a 14-point deficit against Tennessee-Martin.
- Scored 18 points in the season opener against Eastern Illinois. Also had a season-high five rebounds and three steals in that game.
- Set career-highs with eight free throws and 10 free throw attempts against Eastern Illinois.

SCORING TRACKER

Through the first 15 games of the season:

Senior	11.4
Junior.....	7.6
Sophomore.....	3.5
Freshman	1.2

HUDSON GAME-BY-GAME

DATE	OPPONENT	MIN.	FG	3-PT	FT	O-D	TOT	PF	A	TO	B	S	TP
11/11	at Eastern Illinois	• 34	4-8	2-3	8-10	0-5	5	1	2	1	0	3	18
11/15	Green Bay	• 31	4-7	1-3	1-2	1-1	2	1	5	3	0	0	10
11/17	vs. Tennessee-Martin	• 23	6-11	4-7	2-4	2-2	4	2	4	2	0	1	18
11/18	at South Florida	• 26	8-11	4-6	0-0	1-0	1	2	0	0	0	0	20
11/25	DePaul	• 35	5-11	1-5	2-2	0-4	4	2	3	3	0	0	13
11/29	Loyola-Chicago	• 24	2-5	1-1	2-2	2-2	4	0	2	1	1	1	7
12/2	at Eastern Michigan	• 32	10-16	4-6	0-0	2-1	3	2	4	0	0	0	24
12/4	at Ball State	• 31	3-12	0-6	0-0	0-3	3	0	2	1	0	1	6
12/16	at Miami (Ohio)	• 26	2-5	1-1	0-0	0-1	1	3	4	4	0	0	5
12/19	Western Illinois	• 32	4-9	2-5	0-0	0-1	1	2	5	3	1	0	10
12/31	Northern Illinois	• 25	3-9	0-1	4-4	1-2	3	0	5	2	0	3	10
1/3	at Evansville*	• 36	2-5	1-3	4-4	1-1	2	3	5	3	0	0	9
1/5	at Southern Illinois*	• 38	7-12	1-2	4-5	1-1	2	2	6	4	0	1	19
1/10	Northern Iowa*	• 18	0-5	0-3	0-0	0-1	1	1	5	1	0	0	0
1/13	at Bradley*	• 22	1-5	0-2	0-0	0-2	2	1	7	1	0	0	2
1/19	Indiana State*												
1/25	at Missouri State*												
1/27	at Wichita State*												
1/31	Drake*												
2/2	Creighton*												
2/7	at Northern Iowa*												
2/10	Bradley*												
2/15	at Indiana State*												
2/21	Wichita State*												
2/24	Missouri State*												
2/29	at Creighton*												
3/2	at Drake*												
3/6	Southern Illinois*												
3/8	Evansville*												

• Game Started

* Missouri Valley Conference Game

HUDSON'S CAREER STATS

YEAR	GP	GS	FIELD GOALS		3-POINT FG		FREE THROWS		REBOUNDS				SCORING			MINUTES					
			M-A	PCT.	M-A	PCT.	M-A	PCT.	OFF.	DEF.	TOT.	AVG.	PF-FO	AST	TO	BLK	STL	PTS.	AVG.	MIN.	AVG.
2004-05	31	5	18-62	.290	7-25	.280	10-11	.909	3	21	24	0.8	19-0	44	43	1	15	53	1.7	308	9.9
2005-06	28	18	46-123	.374	12-52	.231	24-34	.706	16	55	71	2.5	52-3	82	52	1	14	128	4.6	596	21.3
2006-07	33	10	73-162	.451	28-65	.431	38-55	.709	15	51	66	2.0	52-0	85	76	1	20	213	6.5	608	18.4
2007-08	15	15	61-131	.466	22-54	.407	27-33	.818	11	27	38	2.5	22-0	59	29	2	11	171	11.4	433	28.9
Totals	107	48	198-478	.414	69-196	.352	100-133	.752	45	154	199	1.9	145-3	270	200	5	60	565	5.3	1945	18.2

KENYATTA SHELTON

FORWARD • SO. • 6-1
CHICAGO, ILL. (CRANE TECH)



21

SHELTON'S HIGHS

POINTS

Season: 9 at SIU (1/5/08)
 Career: 20 vs. EMU (12/17/06)

REBOUNDS

Season: 10 at SIU (1/5/08)
 Career: 11 Three times

ASSISTS

Season: 2 at Evansville (1/3/08)
 Career: 2 Four times

BLOCKS

Season: 1 Five times
 Career: 4 vs. Rice (3/15/07)

STEALS

Season: 1 at Miami (12/16/07)
 at Evansville (1/3/08)
 Career: 2 Four times

FIELD GOALS

Season: 3 vs. NIU (12/31/07)
 at SIU (1/5/08)
 Career: 9 vs. Stony Brook (11/17/06)
 at Evansville (1/6/07)

FIELD GOAL ATTEMPTS

Season: 5 Three times
 Career: 17 vs. EIU (11/28/06)

3-PT. FIELD GOALS

Season: 0
 Career: N/A

3-PT. FIELD GOAL ATTEMPTS

Season: 0
 Career: N/A

FREE THROWS

Season: 3 at SIU (1/5/08)
 Career: 5 at Green Bay (12/22/06)

FREE THROW ATTEMPTS

Season: 6 at SIU (1/5/08)
 Career: 8 at Green Bay (12/22/06)

MINUTES

Season: 19 vs. NIU (12/31/07)
 Career: 35 Three times

- Has blocked a shot in five of eight games this season, including three of the last four.
- Recorded season-bests with nine points and 10 rebounds against Southern Illinois in 16 minutes.
- Against Northern Illinois, recorded season-highs with six points, on 3-for-5 shooting, and five rebounds in 19 minutes.
- Scored four points on 2-for-2 shooting against Ball State.
- Pulled down a season-best five rebounds against Eastern Michigan.
- Saw her first action of the season against Loyola. Scored four points and had two rebounds and a block in 10 minutes.
- Dressed for the first time in the season against DePaul
- Missed the first four games of the season with a knee injury.

SHELTON GAME-BY-GAME

DATE	OPPONENT	MIN.	FG	3-PT	FT	O-D	TOT	PF	A	TO	B	S	TP
11/11	at Eastern Illinois												
													Did Not Play-Injury
11/15	Green Bay												Did Not Play-Injury
11/17	vs. Tennessee-Martin												Did Not Play-Injury
11/18	at South Florida												Did Not Play-Injury
11/25	DePaul												Did Not Play-Coach's Decision
11/29	Loyola-Chicago	10	1-5	0-0	2-2	2-0	2	1	0	0	1	0	4
12/2	at Eastern Michigan	10	0-3	0-0	0-0	2-3	5	2	1	0	0	0	0
12/4	at Ball State	11	2-2	0-0	0-0	0-4	4	2	0	0	0	0	4
12/16	at Miami (Ohio)	12	0-2	0-0	2-2	1-1	2	1	2	1	1	1	2
12/19	Western Illinois	11	0-0	0-0	0-0	1-2	3	3	1	1	1	0	0
12/31	Northern Illinois	19	3-5	0-0	0-2	1-4	5	4	0	0	1	0	6
1/3	at Evansville*	11	1-1	0-0	0-0	0-2	2	0	2	0	0	1	2
1/5	at Southern Illinois*	16	3-5	0-0	3-6	5-5	10	3	0	1	1	0	9
1/10	Northern Iowa*	15	1-1	0-0	0-0	0-3	3	3	1	1	0	0	2
1/13	at Bradley*	13	1-2	0-0	0-0	0-2	2	4	1	0	0	0	2
1/19	Indiana State*												
1/25	at Missouri State*												
1/27	at Wichita State*												
1/31	Drake*												
2/2	Creighton*												
2/7	at Northern Iowa*												
2/10	Bradley*												
2/15	at Indiana State*												
2/21	Wichita State*												
2/24	Missouri State*												
2/29	at Creighton*												
3/2	at Drake*6												
3/6	Southern Illinois*												
3/8	Evansville*												

* Game Started

* Missouri Valley Conference Game

SHELTON'S CAREER STATS

YEAR	GP	GS	FIELD GOALS		3-POINT FG		FREE THROWS		REBOUNDS				SCORING		MINUTES						
			M-A	PCT.	M-A	PCT.	M-A	PCT.	OFF.	DEF.	TOT.	AVG.	PF-FO	AST	TO	BLK	STL	PTS.	AVG.	MIN.	AVG.
2006-07	26	17	106-216	.491	0-0	.000	34-68	.500	74	108	182	7.0	64-2	10	37	18	14	246	9.5	616	23.7
2007-08	10	0	12-26	.462	0-0	.000	7-12	.583	12	26	38	3.8	23-0	8	4	5	2	31	3.1	128	12.8
Totals	36	17	118-242	.488	0-0	.000	41-80	.513	86	134	220	6.1	87-2	18	41	23	16	277	7.7	744	20.7

TAYLOR LAWLESS

FORWARD • FR. • 6-1
WHEELING, ILL. (WHEELING)



22

- Set to redshirt the 2007-08 season.
- Dressed for the first time against Loyola.
- Missed the first five games of the season with a knee injury.

LAWLESS' HIGHS

POINTS

Season: 0

Career: N/A

REBOUNDS

Season: 0

Career: N/A

ASSISTS

Season: 0

Career: N/A

BLOCKS

Season: 0

Career: N/A

STEALS

Season: 0

Career: N/A

FIELD GOALS

Season: 0

Career: N/A

FIELD GOAL ATTEMPTS

Season: 0

Career: N/A

3-PT. FIELD GOALS

Season: 0

Career: N/A

3-PT. FIELD GOAL ATTEMPTS

Season: 0

Career: N/A

FREE THROWS

Season: 0

Career: N/A

FREE THROW ATTEMPTS

Season: 0

Career: N/A

MINUTES

Season: 0

Career: N/A

LAWLESS GAME-BY-GAME

DATE	OPPONENT	MIN.	FG	3-PT	FT	O-D	TOT	PF	A	TO	B	S	TP
11/11	at Eastern Illinois												Did Not Play-Injury
11/15	Green Bay												Did Not Play-Injury
11/17	vs. Tennessee-Martin												Did Not Play-Injury
11/18	at South Florida												Did Not Play-Injury
11/25	DePaul												Did Not Play-Injury
11/29	Loyola-Chicago												Did Not Play-Coach's Decision
12/2	at Eastern Michigan												Did Not Play-Coach's Decision
12/4	at Ball State												Did Not Play-Coach's Decision
12/16	at Miami (Ohio)												Did Not Play-Redshirt
12/19	Western Illinois												Did Not Play-Redshirt
12/31	Northern Illinois												Did Not Play-Redshirt
1/3	at Evansville*												Did Not Play-Redshirt
1/5	at Southern Illinois*												Did Not Play-Redshirt
1/10	Northern Iowa*												Did Not Play-Redshirt
1/13	at Bradley*												Did Not Play-Redshirt
1/19	Indiana State*												Did Not Play-Redshirt
1/25	at Missouri State*												Did Not Play-Redshirt
1/27	at Wichita State*												Did Not Play-Redshirt
1/31	Drake*												Did Not Play-Redshirt
2/2	Creighton*												Did Not Play-Redshirt
2/7	at Northern Iowa*												Did Not Play-Redshirt
2/10	Bradley*												Did Not Play-Redshirt
2/15	at Indiana State*												Did Not Play-Redshirt
2/21	Wichita State*												Did Not Play-Redshirt
2/24	Missouri State*												Did Not Play-Redshirt
2/29	at Creighton*												Did Not Play-Redshirt
3/2	at Drake*												Did Not Play-Redshirt
3/6	Southern Illinois*												Did Not Play-Redshirt
3/8	Evansville*												Did Not Play-Redshirt

* Game Started

* Missouri Valley Conference Game

LAWLESS' CAREER STATS

YEAR	GP	GS	FIELD GOALS		3-POINT FG		FREE THROWS		REBOUNDS				PF-FO	AST	TO	BLK	STL	SCORING		MINUTES	
			M-A	PCT.	M-A	PCT.	M-A	PCT.	OFF.	DEF.	TOT.	AVG.						PTS.	AVG.	MIN.	AVG.
2007-08	0	0	0-0	.000	0-0	.000	0-0	.000	0	0	0	0.0	0-0	0	0	0	0	0	0.0	0	0.0
TOTALS	0	0	0-0	.000	0-0	.000	0-0	.000	0	0	0	0.0	0-0	0	0	0	0	0	0.0	0	0.0

DANIELLE CALEF

FORWARD • FR. • 6-0
CEDAR RAPIDS, IOWA (PRAIRIE)



23

CALEF'S HIGHS

POINTS

Season: 5 Twice
 Career: 5 Twice

REBOUNDS

Season: 3 vs. Green Bay (11/15/07)
 vs. UT-Martin (11/17/07)
 Career: 3 vs. Green Bay (11/15/07)
 vs. UT-Martin (11/17/07)

ASSISTS

Season: 2 at EIU (11/11/07)
 Career: 2 at EIU (11/11/07)

BLOCKS

Season: 1 vs. Green Bay (11/15/07)
 Career: 1 vs. Green Bay (11/15/07)

STEALS

Season: 1 at EIU (11/11/07)
 Career: 1 at EIU (11/11/07)

FIELD GOALS

Season: 2 Twice
 Career: 2 Twice

FIELD GOAL ATTEMPTS

Season: 3 Twice
 Career: 3 Twice

3-PT. FIELD GOALS

Season: 0
 Career: N/A

3-PT. FIELD GOAL ATTEMPTS

Season: 1 Three times
 Career: 1 Three times

FREE THROWS

Season: 1 Twice
 Career: 1 Twice

FREE THROW ATTEMPTS

Season: 4 at EIU (11/11/07)
 Career: 4 at EIU (11/11/07)

MINUTES

Season: 21 vs. UT-Martin (11/17/07)
 Career: 21 vs. UT-Martin (11/17/07)

- Tied her career-high with three rebounds in a career-best 21 minutes against Tennessee-Martin.
- Registered her first-career block against Green Bay.
- Recorded five points, two rebounds, two assists and a steal in her collegiate debut against Eastern Illinois.
- First sub in the season opener against Eastern Illinois.
- Made her first collegiate shot 16 seconds into her career.

CAREER FIRSTS

FG	at Eastern Illinois
3-Pt. FG	N/A
FT	at Eastern Illinois
Rebound	at Eastern Illinois
Assist	at Eastern Illinois
Turnover	vs. Green Bay
Block	vs. Green Bay
Steal	at Eastern Illinois

CALEF GAME-BY-GAME

DATE	OPPONENT	MIN.	FG	3-PT	FT	O-D	TOT	PF	A	TO	B	S	TP
11/11	at Eastern Illinois	12	2-3	0-1	1-4	1-1	2	1	2	0	0	1	5
11/15	Green Bay	12	0-0	0-0	0-1	0-3	3	3	0	1	1	0	0
11/17	vs. Tennessee-Martin	21	0-2	0-1	0-0	0-3	3	2	0	0	0	0	0
11/18	at South Florida	4	0-0	0-0	0-0	0-2	2	0	0	0	0	0	0
11/25	DePaul												
	Did Not Play-Coach's Decision												
11/29	Loyola-Chicago	7	1-1	0-0	0-0	0-2	2	0	0	1	0	0	2
12/2	at Eastern Michigan	3	0-1	0-1	0-0	0-1	1	0	0	0	0	0	0
12/4	at Ball State	1	0-0	0-0	0-0	0-0	0	0	0	0	0	0	0
12/16	at Miami (Ohio)												
	Did Not Play-Coach's Decision												
12/19	Western Illinois												
	Did Not Play-Coach's Decision												
12/31	Northern Illinois	4	0-0	0-0	0-0	0-0	0	0	1	0	0	0	0
1/3	at Evansville*												
	Did Not Play-Coach's Decision												
1/5	at Southern Illinois*												
	Did Not Play-Coach's Decision												
1/10	Northern Iowa*	1	0-0	0-0	0-0	0-0	0	0	0	1	0	0	0
1/13	at Bradley*	5	2-3	0-0	1-2	0-0	0	0	0	0	0	0	5
1/19	Indiana State*												
1/25	at Missouri State*												
1/27	at Wichita State*												
1/31	Drake*												
2/2	Creighton*												
2/7	at Northern Iowa*												
2/10	Bradley*												
2/15	at Indiana State*												
2/21	Wichita State*												
2/24	Missouri State*												
2/29	at Creighton*												
3/2	at Drake*												
3/6	Southern Illinois*												
3/8	Evansville*												

* Game Started

* Missouri Valley Conference Game

CALEF'S CAREER STATS

YEAR	GP	GS	FIELD GOALS		3-POINT FG		FREE THROWS		REBOUNDS				SCORING				MINUTES				
			M-A	PCT.	M-A	PCT.	M-A	PCT.	OFF.	DEF.	TOT.	AVG.	PF-FO	AST	TO	BLK	STL	PTS.	AVG.	MIN.	AVG.
2007-08	10	0	5-10	.500	0-3	.000	2-7	.286	1	12	13	1.3	5-0	3	3	1	1	12	1.2	70	7.0
TOTALS	10	0	5-10	.500	0-3	.000	2-7	.286	1	12	13	1.3	5-0	3	3	1	1	12	1.2	70	7.0

NICOLLE LEWIS

CENTER/FORWARD • SO. • 6-6
WIND LAKE, WIS. (MUSKEGO)



31

LEWIS' HIGHS

POINTS

Season: 20 at Miami (12/16/07)
 Career: 26 vs. UNI (2/25/07)

REBOUNDS

Season: 11 vs. DePaul (11/25/07)
 Career: 11 vs. DePaul (11/25/07)

ASSISTS

Season: 2 vs. DePaul (11/25/07)
 at Miami (12/16/07)
 Career: 4 vs. Evansville (2/2/07)

BLOCKS

Season: 4 at Ball State (12/4/07)
 Career: 5 vs. UNI (2/25/07)

STEALS

Season: 2 at Miami (12/16/07)
 Career: 4 vs. EIU (11/28/06)

FIELD GOALS

Season: 9 at Evansville (1/3/08)
 Career: 11 vs. UNI (2/25/07)

FIELD GOAL ATTEMPTS

Season: 11 at Evansville (1/3/08)
 Career: 16 at UNI (1/25/07)
 vs. UNI (2/25/07)

3-PT. FIELD GOALS

Season: 0
 Career: N/A

3-PT. FIELD GOAL ATTEMPTS

Season: 0
 Career: N/A

FREE THROWS

Season: 8 at Miami (12/16/07)
 Career: 9 vs. Indiana State (2/18/07)
 at Drake (3/1/07)

FREE THROW ATTEMPTS

Season: 8 at Miami (12/16/07)
 Career: 12 vs. Indiana State (2/18/07)

MINUTES

Season: 35 vs. DePaul (11/25/07)
 Career: 35 vs. UNI (2/22)

- Leads the team in blocks (18).
- Lewis has started 29-consecutive games, the second-longest streak on the team.
- Has made her last 16-consecutive free throws.
- Scored 14 points on 7-for-7 shooting to go along with six rebounds and three blocks in the first half against Evansville (1/3).
- Scored a season-best 20 points on 6-of-8 shooting from the field against Miami. Shot a perfect 8-for-8 from the free throw line.
- Scored 14 points and had nine rebounds and a season-high four blocks against Ball State. Shot a perfect 6-for-6 from the free throw line. Scored 10 points and had six rebounds in the second half.
- Against DePaul, pulled down a career-best 11 rebounds, including seven offensive boards. It was just the second double-digit rebounding effort of her career. Also added eight points, two assists and two blocks in that game.
- Scored a season-best 14 points, all in the second half, to lead the Redbirds to a comeback victory against Tennessee-Martin. Also had six rebounds and one block. Scored seven-straight points during a 19-2 run that erased a 14-point deficit.
- Shot a perfect 4-for-4 from the free throw line against Green Bay.
- Scored nine points and pulled down six rebounds in the season opener against Eastern Illinois.

LEWIS GAME-BY-GAME

DATE	OPPONENT	MIN.	FG	3-PT	FT	O-D	TOT	PF	A	TO	B	S	TP
11/11	at Eastern Illinois	• 27	4-7	0-0	1-5	4-2	6	3	1	5	2	0	9
11/15	UW-Green Bay	• 19	1-4	0-0	4-4	0-3	3	3	0	2	0	0	6
11/17	vs. Tennessee-Martin	• 24	6-9	0-0	2-3	3-3	6	3	1	1	1	0	14
11/18	vs. South Florida	• 17	2-4	0-0	0-2	0-1	1	4	0	2	1	0	4
11/25	DePaul	• 35	4-8	0-0	0-0	7-4	11	1	2	1	2	0	8
11/29	Loyola-Chicago	• 9	0-3	0-0	0-0	1-1	2	0	1	1	0	1	0
12/2	at Eastern Michigan	• 12	2-2	0-0	0-0	1-1	2	4	1	0	0	0	4
12/4	at Ball State	• 28	4-8	0-0	6-6	4-5	9	3	0	0	4	1	14
12/16	at Miami (Ohio)	• 29	6-8	0-0	8-8	1-4	5	1	2	1	1	2	20
12/19	Western Illinois	• 20	2-4	0-0	2-2	1-2	3	2	2	1	1	0	6
12/31	Northern Illinois	• 13	2-4	0-0	0-0	2-1	3	1	1	1	0	0	4
1/3	at Evansville*	• 34	9-11	0-0	0-0	0-7	7	2	1	6	3	0	18
1/5	at Southern Illinois*	• 20	3-8	0-0	0-0	0-4	4	2	0	1	1	0	6
1/10	Northern Iowa*	• 23	3-6	0-0	4-5	3-4	7	0	1	4	2	0	10
1/13	at Bradley*	• 20	5-7	0-0	2-2	2-5	7	3	2	0	1	1	7
1/19	Indiana State*												
1/25	at Missouri State*												
1/27	at Wichita State*												
1/31	Drake*												
2/2	Creighton*												
2/7	at Northern Iowa*												
2/10	Bradley*												
2/15	at Indiana State*												
2/21	Wichita State*												
2/24	Missouri State*												
2/29	at Creighton*												
3/2	at Drake*												
3/6	Southern Illinois*												
3/8	Evansville*												

* Game Started

* Missouri Valley Conference Game

LEWIS' CAREER STATS

YEAR	GP	GS	FIELD GOALS		3-POINT FG		FREE THROWS		REBOUNDS				SCORING			MINUTES					
			M-A	PCT.	M-A	PCT.	M-A	PCT.	OFF.	DEF.	TOT.	AVG.	PF-FO	AST	TO	BLK	STL	PTS.	AVG.	MIN.	AVG.
2005-06	8	8	16-30	.533	0-0	.000	16-25	.640	13	21	34	4.3	27-1	5	15	11	3	48	6.0	162	20.3
2006-07	33	22	133-249	.534	0-0	.000	58-77	.753	35	98	133	4.0	84-3	20	62	57	11	324	9.8	724	21.9
2007-08	15	15	53-93	.570	0-0	.000	29-37	.784	29	47	76	5.1	32-0	15	26	19	5	135	9.0	330	22.0
TOTALS	56	45	202-372	.543	0-0	.000	103-139	.741	77	166	243	4.3	143-4	40	103	87	19	507	9.1	1216	21.7

MAGGIE KRICK

GUARD • SO. • 5-11
WASHINGTON, ILL. (WASHINGTON COMMUNITY)



32

KRICK'S HIGHS

POINTS

Season: 27 at USF (11/18/07)
 Career: 27 at USF (11/18/07)

REBOUNDS

Season: 8 at SIU (1/5/08)
 Career: 9 at Indiana State (1/19/07)

ASSISTS

Season: 8 at USF (11/18/07)
 Career: 8 at USF (11/18/07)

BLOCKS

Season: 1 vs. DePaul (11/25/07)
 Career: 3 at Loyola (11/14/06)

STEALS

Season: 3 Three times
 Career: 3 Four times

FIELD GOALS

Season: 10 at USF (11/18/07)
 Career: 10 at USF (11/18/07)

FIELD GOAL ATTEMPTS

Season: 14 vs. WIU (12/19/07)
 Career: 14 vs. WIU (12/19/07)

3-PT. FIELD GOALS

Season: 5 at USF (11/18/07)
 Career: 5 at USF (11/18/07)

3-PT. FIELD GOAL ATTEMPTS

Season: 7 vs. Green Bay (11/15/07)
 Career: 7 vs. Green Bay (11/15/07)

FREE THROWS

Season: 5 vs. UNI (1/10/08)
 Career: 5 vs. UNI (1/10/08)

FREE THROW ATTEMPTS

Season: 6 vs. Green Bay (11/15/07)
 at USF (11/18/07)
 Career: 6 vs. Green Bay (11/15/07)

MINUTES

Season: 35 at Miami (12/16/07)
 Career: 37 vs. Evansville (2/2/07)

- Krick has started 20-consecutive games, the third-longest streak on the team.
- Scored in double-figures in seven of the last nine games.
- Made a season-high five free throws against Northern Iowa (1/10).
- Held scoreless against Southern Illinois (1/5) for the first time since playing SIU at home on 2/4/07.
- Led the Redbirds with 21 points on 9-of-14 shooting from the field, including three three-pointers, against Western Illinois.
- Scored 12 points on 6-for-13 shooting from the field in a season-high 35 minutes against Miami.
- Made ISU's lone three-point field goal against Ball State.
- Had six rebounds and six assists against Eastern Michigan.
- Scored 14 points and had five rebounds against Loyola.
- Against DePaul, recorded 12 points and four assists.
- Best Western Roundball Classic All-Tournament Team selection. Averaged 16.0 points, 4.5 rebounds, 4.5 assists and 1.5 steals per game in the tournament.
- Against South Florida, record career-highs in points (27), field goals (10), field goal attempts (13), three-point field goals (5) and assists (8). The most points scored by a Redbird in a game since Kristi Cirone had 27 against Evansville (1/6/07).
- Made a career-high four free throws against Green Bay.

KRICK GAME-BY-GAME

DATE	OPPONENT	MIN.	FG	3-PT	FT	O-D	TOT	PF	A	TO	B	S	TP
11/11	at Eastern Illinois	• 28	3-10	1-6	0-0	2-1	3	2	1	0	0	3	7
11/15	Green Bay	• 24	4-9	2-7	4-6	1-1	2	3	3	3	0	2	14
11/17	vs. Tennessee-Martin	• 13	2-5	1-4	0-0	1-1	2	3	1	3	0	0	5
11/18	at South Florida	• 31	10-13	5-6	2-2	0-7	7	2	8	1	0	3	27
11/25	DePaul	• 29	5-12	1-4	1-3	1-3	4	3	4	3	1	0	12
11/29	Loyola-Chicago	• 20	6-11	2-3	0-0	5-0	5	1	2	1	0	1	14
12/2	at Eastern Michigan	• 31	2-9	1-3	0-0	2-4	6	1	6	2	0	0	5
12/4	at Ball State	• 30	4-8	1-3	0-0	1-4	5	3	3	4	0	1	9
12/16	at Miami (Ohio)	• 35	6-13	0-4	0-0	1-3	4	2	3	1	0	1	12
12/19	Western Illinois	• 34	9-14	3-6	0-1	2-3	5	1	3	3	0	1	21
12/31	Northern Illinois	• 26	4-11	2-5	0-0	0-1	1	1	4	2	0	3	10
1/3	at Evansville*	• 28	3-9	1-4	0-0	1-1	2	3	0	3	0	0	7
1/5	at Southern Illinois*	• 20	0-6	0-1	0-0	1-7	8	1	2	2	0	1	0
1/10	Northern Iowa*	• 30	4-8	0-2	5-5	1-1	2	3	1	0	0	2	13
1/13	at Bradley*	• 24	6-10	3-6	0-0	0-2	2	2	4	0	0	0	15
1/19	Indiana State*												
1/25	at Missouri State*												
1/27	at Wichita State*												
1/31	Drake*												
2/2	Creighton*												
2/7	at Northern Iowa*												
2/10	Bradley*												
2/15	at Indiana State*												
2/21	Wichita State*												
2/24	Missouri State*												
2/29	at Creighton*												
3/2	at Drake*												
3/6	Southern Illinois*												
3/8	Evansville*												

* Game Started

* Missouri Valley Conference Game

KRICK'S CAREER STATS

YEAR	GP	GS	FIELD GOALS		3-POINT FG		FREE THROWS		REBOUNDS				SCORING			MINUTES					
			M-A	PCT.	M-A	PCT.	M-A	PCT.	OFF.	DEF.	TOT.	AVG.	PF-FO	AST	TO	BLK	STL	PTS.	AVG.	MIN.	AVG.
2006-07	33	30	81-213	.380	28-83	.337	22-32	.688	39	91	130	3.9	55-1	71	62	6	21	212	6.4	789	23.9
2007-08	15	15	68-148	.459	23-64	.359	12-17	.706	19	39	58	3.9	31-0	45	28	1	18	171	11.4	403	26.9
TOTALS	48	45	149-361	.413	51-147	.347	34-49	.694	58	130	188	3.9	86-1	116	90	7	39	383	8.0	1192	24.8

SHALA JACKSON

GUARD/FORWARD • FR. • 5-9
FT. WAYNE, IND. (SOUTH SIDE)



33

JACKSON'S HIGHS

POINTS

Season: 20 vs. Green Bay (11/15/07)
 Career: 20 vs. Green Bay (11/15/07)

REBOUNDS

Season: 6 Three times
 Career: 6 Three times

ASSISTS

Season: 3 vs. UT-Martin (11/17/07)
 Career: 3 vs. UT-Martin (11/17/07)

BLOCKS

Season: 1 Three times
 Career: 1 Three times

STEALS

Season: 3 vs. Green Bay (11/15/07)
 Career: 3 vs. Green Bay (11/15/07)

FIELD GOALS

Season: 8 vs. Green Bay (11/15/07)
 Career: 8 vs. Green Bay (11/15/07)

FIELD GOAL ATTEMPTS

Season: 11 vs. Green Bay (11/15/07)
 vs. DePaul (11/25/07)
 Career: 11 vs. Green Bay (11/15/07)
 vs. DePaul (11/25/07)

3-PT. FIELD GOALS

Season: 2 vs. Green Bay (11/15/07)
 at Evansville (1/3/08)
 Career: 2 vs. Green Bay (11/15/07)
 at Evansville (1/3/08)

3-PT. FIELD GOAL ATTEMPTS

Season: 4 vs. UNI (1/10/08)
 Career: 4 vs. UNI (1/10/08)

FREE THROWS

Season: 4 at EIU (11/11/07)
 at SIU (1/5/08)
 Career: 4 at EIU (11/11/07)
 at SIU (1/5/08)

FREE THROW ATTEMPTS

Season: 4 Five times
 Career: 4 Five times

MINUTES

Season: 33 vs. UT-Martin (11/17/07)
 Career: 33 vs. UT-Martin (11/17/07)

- Scored in double-figures in the first three games of the season.
- Scored 12 points each against Northern Iowa (1/10) and Bradley (1/13). Made three three-pointers during a 25-10 Redbird run in the second half against UNI. Scored seven points in her first three minutes off the bench against Bradley.
- Scored 11 points on 3-of-4 shooting against Evansville (1/3). Also shot 3-for-4 from the free throw line. Netted eight points in the second half, all during a 22-6 Redbird run.
- Scored in double-figures for the first time in five games with 10 points against Ball State.
- Tied her career-high with six rebounds to go along with seven points against Eastern Michigan.
- **Missouri Valley Conference Newcomer of the Week (11/19).**
- Best Western Roundball Classic All-Tournament team selection. Averaged 11.0 points and 4.0 points per game in the tournament.
- Against Tennessee-Martin, scored 15 points, 10 in the first half, and had a career-high six rebounds.
- Scored a career-high 20 points, on 8-for-11 shooting, and had four rebounds against Green Bay.
- First freshman to score 20 points since Maggie Krick netted 20 against Drake (12/31/06).
- Made two three-point field goals against Green Bay, the first of her career.
- Filled out the stat sheet with 10 points, four rebounds, one assists, one block and one steal in collegiate debut against Eastern Illinois.
- First freshman to score in double-figures in her debut since Kristi Cirone had 14 against Chicago State in 2005.

CAREER FIRSTS

FG	at Eastern Illinois
3-Pt. FG	vs. Green Bay
FT	at Eastern Illinois
Rebound Assist	at Eastern Illinois
Turnover	vs. UT-Martin
Block	at Eastern Illinois
Steal	at Eastern Illinois

JACKSON GAME-BY-GAME

DATE	OPPONENT	MIN.	FG	3-PT	FT	O-D	TOT	PF	A	TO	B	S	TP
11/11	at Eastern Illinois	17	3-10	0-0	4-4	4-0	4	2	1	0	1	1	10
11/15	Green Bay	25	8-11	2-3	2-3	1-4	5	3	2	0	0	3	20
11/17	vs. Tennessee-Martin	33	6-10	1-3	2-3	4-2	6	2	3	2	0	2	15
11/18	vs. South Florida	12	2-5	0-1	3-4	1-1	2	4	0	1	1	1	7
11/25	DePaul	21	3-11	1-3	1-2	1-1	2	4	0	2	0	0	8
11/29	Loyola-Chicago	16	2-8	0-0	0-0	3-1	4	1	1	0	0	0	4
12/2	at Eastern Michigan	15	3-7	0-0	1-2	3-3	6	2	0	1	0	0	7
12/4	at Ball State	18	4-10	0-1	2-2	2-3	5	2	0	1	0	0	10
12/16	at Miami (Ohio)	11	1-1	0-0	0-0	1-3	4	2	0	2	0	0	2
12/19	Western Illinois	12	2-7	1-3	0-0	3-0	3	2	0	0	0	0	5
12/31	Northern Illinois	15	2-4	0-1	2-2	0-1	1	2	2	1	0	0	6
1/3	at Evansville*	15	3-4	2-2	3-4	1-1	2	3	0	1	0	0	11
1/5	at Southern Illinois*	24	1-6	1-1	4-4	2-4	6	3	0	0	1	0	7
1/10	Northern Iowa*	22	4-10	3-4	1-4	2-2	4	1	2	2	0	1	12
1/13	at Bradley*	15	5-7	1-2	1-2	0-3	3	2	1	2	0	1	12
1/19	Indiana State*												
1/25	at Missouri State*												
1/27	at Wichita State*												
1/31	Drake*												
2/2	Creighton*												
2/7	at Northern Iowa*												
2/10	Bradley*												
2/15	at Indiana State*												
2/21	Wichita State*												
2/24	Missouri State*												
2/29	at Creighton*												
3/2	at Drake*												
3/6	Southern Illinois*												
3/8	Evansville*												

* Game Started

* Missouri Valley Conference Game

JACKSON'S CAREER STATS

YEAR	GP	GS	FIELD GOALS		3-POINT FG		FREE THROWS		REBOUNDS				SCORING				MINUTES				
			M-A	PCT.	M-A	PCT.	M-A	PCT.	OFF.	DEF.	TOT.	AVG.	PF-FO	AST	TO	BLK	STL	PTS.	AVG.	MIN.	AVG.
2007-08	15	0	49-111	.441	12-24	.500	26-36	.722	28	29	57	3.8	35-0	12	15	3	9	136	9.1	271	18.1
TOTALS	15	0	49-111	.441	12-24	.500	26-36	.722	28	29	57	3.8	35-0	12	15	3	9	136	9.1	271	18.1

BROOKE SINGLETON

GUARD/FORWARD • JR. • 5-10
ROSEVILLE, ILL. (ROSEVILLE)



34

SINGLETON'S HIGHS

POINTS

Season: 5 vs. NIU (12/31/07)
Career: 11 vs. Chicago State (11/26/06)

REBOUNDS

Season: 5 vs. Loyola (11/29/07)
Career: 5 Green Bay (12/8/05)
vs. Loyola (11/29/07)

ASSISTS

Season: 5 vs. Loyola (11/29/07)
Career: 5 vs. Loyola (11/29/07)

BLOCKS

Season: 0
Career: 1 at Evansville (3/1/06)

STEALS

Season: 1 vs. Loyola (11/29/07)
Career: 1 Five times

FIELD GOALS

Season: 2 at Miami (12/16/07)
vs. NIU (12/31/07)
Career: 4 vs. Chicago State (11/26/06)

FIELD GOAL ATTEMPTS

Season: 6 vs. Loyola (11/29/07)
Career: 7 vs. Green Bay (12/08/05)

3-PT. FIELD GOALS

Season: 1 Three times
Career: 3 vs. Chicago State (11/26/06)

3-PT. FIELD GOAL ATTEMPTS

Season: 5 vs. Loyola (11/29/07)
Career: 5 vs. Loyola (11/29/07)

FREE THROWS

Season: 0
Career: 2 vs. Missouri State (11/13/07)

FREE THROW ATTEMPTS

Season: 0
Career: 4 vs. UW-Green Bay (12/22/06)

MINUTES

Season: 16 vs. Loyola (11/29/07)
Career: 20 vs. Green Bay (12/8/05)

- Scored a season-high five points against Northern Illinois.
- Against Loyola, had a career-high five assists and a season-best five rebounds in 16 minutes of play. Also made her first three-point field goal and scored her first points of the season.
- Had a season-best two rebounds against South Florida.
- Recorded her first assist of the season against Tennessee-Martin.
- Saw her first action of the season against Eastern Illinois.

SINGLETON GAME-BY-GAME

DATE	OPPONENT	MIN.	FG	3-PT	FT	O-D	TOT	PF	A	TO	B	S	TP
11/11	at Eastern Illinois	1	0-0	0-0	0-0	0-0	0	0	0	0	0	0	0
11/15	Green Bay						Did Not Play-Coach's Decision						
11/17	vs. Tennessee-Martin	6	0-1	0-0	0-0	0-0	0	0	1	1	0	0	0
11/18	at South Florida	6	0-2	0-1	0-0	0-2	2	0	0	1	0	0	0
11/25	DePaul						Did Not Play-Coach's Decision						
11/29	Loyola-Chicago	16	1-6	1-5	0-0	3-2	5	2	5	2	0	1	3
12/2	at Eastern Michigan	3	0-0	0-0	0-0	0-0	0	1	0	0	0	0	0
12/4	at Ball State	1	0-0	0-0	0-0	0-0	0	0	0	0	0	0	0
12/16	at Miami (Ohio)	9	2-5	0-3	0-0	0-0	0	0	1	0	0	0	4
12/19	Western Illinois	1	0-1	0-1	0-0	0-0	0	0	0	0	0	0	0
12/31	Northern Illinois	6	2-3	1-2	0-0	0-0	0	0	0	1	0	0	5
1/3	at Evansville*						Did Not Play-Coach's Decision						
1/5	at Southern Illinois*						Did Not Play-Coach's Decision						
1/10	Northern Iowa*	7	1-2	0-1	0-0	0-2	2	1	0	0	0	0	2
1/13	at Bradley*	7	1-2	1-1	0-0	0-0	0	0	1	1	0	0	3
1/19	Indiana State*												
1/25	at Missouri State*												
1/27	at Wichita State*												
1/31	Drake*												
2/2	Creighton*												
2/7	at Northern Iowa*												
2/10	Bradley*												
2/15	at Indiana State*												
2/21	Wichita State*												
2/24	Missouri State*												
2/29	at Creighton*												
3/2	at Drake*												
3/6	Southern Illinois*												
3/8	Evansville*												

* Game Started

* Missouri Valley Conference Game

SINGLETON'S CAREER STATS

YEAR	GP	GS	FIELD GOALS		3-POINT FG		FREE THROWS		REBOUNDS					SCORING		MINUTES					
			M-A	PCT.	M-A	PCT.	M-A	PCT.	OFF.	DEF.	TOT.	AVG.	PF-FO	AST	TO	BLK	STL	PTS.	AVG.	MIN.	AVG.
2005-06	16	0	6-22	.273	0-8	.000	1-2	.500	6	11	17	1.1	7-0	5	8	1	4	13	0.8	103	6.4
2006-07	14	0	8-19	.421	5-11	.455	4-10	.400	7	7	14	1.0	7-0	5	3	0	1	25	1.8	70	5.0
2007-08	11	0	7-22	.318	3-14	.214	0-0	.000	3	6	9	0.8	4-0	8	6	0	1	17	1.5	63	5.7
TOTALS	41	0	21-63	.333	8-33	.242	5-12	.417	16	24	40	1.0	18-0	18	17	1	6	55	1.3	236	5.8

ASHLEEN BRACEY

FORWARD • SO. • 6-0
OAK PARK, ILL. (OAK PARK-RIVER FOREST)



40

BRACEY'S HIGHS

POINTS

Season: 18 at Ball State (12/4/07)
 Career: 18 at Ball State (12/4/07)

REBOUNDS

Season: 12 at SIU (1/5/08)
 Career: 12 at SIU (1/5/08)

ASSISTS

Season: 5 at Evansville (1/3/08)
 Career: 5 at Evansville (1/3/08)

BLOCKS

Season: 1 Four times
 Career: 1 Five times

STEALS

Season: 3 vs. UNI (1/10/08)
 Career: 3 vs. UNI (1/10/08)

FIELD GOALS

Season: 9 at Ball State (12/4/07)
 Career: 9 at Ball State (12/4/07)

FIELD GOAL ATTEMPTS

Season: 14 at EMU (12/2/07)
 Career: 14 at EMU (12/2/07)

3-PT. FIELD GOALS

Season: 0
 Career: N/A

3-PT. FIELD GOAL ATTEMPTS

Season: 0
 Career: N/A

FREE THROWS

Season: 4 at SIU (1/5/08)
 Career: 4 at SIU (1/5/08)

FREE THROW ATTEMPTS

Season: 4 at Evansville (1/3/08)
 at SIU (1/5/08)
 Career: 4 Three times

MINUTES

Season: 37 at SIU (1/5/08)
 Career: 37 at SIU (1/5/08)

- Leads the team in field goal percentage (.573), rebounds (119), offensive rebounds (38), defensive rebounds (81) and rebounds per game (8.5).
- Over the last eight games, Bracey has averaged 13.3 ppg and 9.5 rpg while shooting .640 from the field. She has scored in double figures six times and recorded four double-doubles during that stretch.
- Tied her season point total from her freshman year (18) in the first three games of 2007-08.
- Pulled down seven or more rebounds in 11 of 13 games.
- Scored in double-figures in four-consecutive games (vs. Loyola, at Eastern Michigan, at Ball State, at Miami) for the first time of her career. Made at least seven field goals in all of those games.
- Recorded a double-double with 14 points and a career-high 12 rebounds against Southern Illinois (1/5) in a career-high 37 minutes.
- Led the Redbirds with 15 points and nine rebounds against Northern Illinois. Shot 7-for-9 from the field.
- Missouri Valley Conference Player of the Week- 12/17.**
- Prairie Farms/MVC Scholar-Athlete of the Week-12/19.**
- Recorded her third-career double-double with 16 points and a career-high tying 11 rebounds against Miami.
- Recorded her second-career double-double against Ball State with a career-high 18 points and 10 rebounds. Also posted career-bests in field goals (9), field goal attempts (13) and offensive rebounds (5). Scored 16 points during a 28-6 Redbird run in the first half.
- Scored 14 points and pulled down nine rebounds against Eastern Michigan.
- Recorded her first-career double-double with a career-high 16 points and 10 rebounds against Loyola.
- Pulled down a season-best nine rebounds against South Florida.
- Had a season-best 10 points and nine rebounds against Green Bay.
- Started the first game of her career against Eastern Illinois and played a career-high 31 minutes.

BRACEY GAME-BY-GAME

DATE	OPPONENT	MIN.	FG	3-PT	FT	O-D	TOT	PF	A	TO	B	S	TP
11/11	at Eastern Illinois	• 31	3-7	0-0	0-1	4-3	7	2	2	4	0	2	6
11/15	Green Bay	• 27	5-8	0-0	0-0	1-8	9	2	0	5	0	1	10
11/17	vs. Tennessee-Martin	• 16	1-4	0-0	0-0	0-3	3	1	0	0	0	0	2
11/18	at South Florida	• 32	3-6	0-0	0-2	1-8	9	0	1	4	1	1	6
11/25	DePaul	• 29	1-6	0-0	2-2	3-4	7	2	2	1	1	0	4
11/29	Loyola-Chicago	• 20	8-12	0-0	0-2	3-7	10	2	0	1	0	0	16
12/2	at Eastern Michigan	• 34	7-14	0-0	0-0	2-7	9	3	2	2	0	1	14
12/4	at Ball State	• 32	9-13	0-0	0-0	5-5	10	4	2	2	0	1	18
12/16	at Miami (Ohio)	• 29	7-10	0-0	2-2	3-8	11	3	1	3	0	0	16
12/19	Western Illinois	• 28	3-5	0-0	0-1	2-3	5	0	1	1	1	0	6
12/31	Northern Illinois	• 28	7-9	0-0	1-3	3-6	9	3	0	2	1	2	15
1/3	at Evansville*	• 31	2-4	0-0	3-4	2-8	10	3	5	3	0	0	7
1/5	at Southern Illinois*	• 37	5-8	0-0	4-4	7-5	12	4	0	2	0	0	14
1/10	Northern Iowa*	• 21	2-4	0-0	0-0	2-6	8	4	2	2	0	3	4
1/13	at Bradley*	• 24	5-9	0-0	0-1	2-4	6	0	1	0	0	1	10
1/19	Indiana State*												
1/25	at Missouri State*												
1/27	at Wichita State*												
1/31	Drake*												
2/2	Creighton*												
2/7	at Northern Iowa*												
2/10	Bradley*												
2/15	at Indiana State*												
2/21	Wichita State*												
2/24	Missouri State*												
2/29	at Creighton*												
3/2	at Drake*												
3/6	Southern Illinois*												
3/8	Evansville*												

• Game Started

* Missouri Valley Conference Game

BRACEY'S CAREER STATS

YEAR	GP	GS	FIELD GOALS		3-POINT FG		FREE THROWS		REBOUNDS				SCORING				MINUTES				
			M-A	PCT.	M-A	PCT.	M-A	PCT.	OFF.	DEF.	TOT.	AVG.	PF-FO	AST	TO	BLK	STL	PTS.	AVG.	MIN.	AVG.
2006-07	16	0	7-22	.318	0-0	.000	4-11	.364	10	13	23	1.4	14-0	3	10	1	4	18	1.1	84	5.3
2007-08	15	15	68-119	.571	0-0	.000	12-22	.545	40	85	125	8.3	33-0	19	32	4	12	148	9.9	419	27.9
TOTALS	31	15	75-141	.532	0-0	.000	16-33	.485	50	98	148	4.8	47-0	22	42	5	16	166	5.4	503	16.2

LASHAWN JOHNSON

FORWARD • SR. • 6-2
CHICAGO, ILL. (HARLAN)



42

JOHNSON'S HIGHS

POINTS

Season: 6 vs. WIU (12/19/07)
Career: 16 at UNI (1/25/07)

REBOUNDS

Season: 5 vs. Loyola (11/29/07)
Career: 14 at UNI (1/25/07)
vs. Rice (3/15/07)

ASSISTS

Season: 3 at USF (11/18/07)
at Ball State (12/4/07)
Career: 6 at Indiana State (1/19/07)

BLOCKS

Season: 1 vs. WIU (12/19/07)
Career: 3 at SIU (3/4/06)

STEALS

Season: 3 at EMU (12/2/07)
Career: 3 at EMU (12/2/07)

FIELD GOALS

Season: 3 vs. WIU (12/19/07)
Career: 7 vs. Miami (12/9/06)
at Indiana State (3/4/06)

FIELD GOAL ATTEMPTS

Season: 7 vs. Loyola (11/29/07)
Career: 11 Two times

3-PT. FIELD GOALS

Season: 0
Career: N/A

3-PT. FIELD GOAL ATTEMPTS

Season: 1 at EMU (12/2/07)
Career: 1 at EMU (12/2/07)

FREE THROWS

Season: 2 at Bradley (1/13/08)
Career: 6 vs. Stony Brook (11/17/06)

FREE THROW ATTEMPTS

Season: 3 at Bradley (1/13/08)
Career: 13 vs. Stony Brook (11/17/06)

MINUTES

Season: 20 at USF (11/18/07)
Career: 37 at UNI (1/25/07)

- Pulled down four rebounds in each of the last three games.
- Tied her career-high with three assists against Ball State.
- Recorded a career-high three steals against Eastern Michigan, all on denying post entry passes. Also attempted her first-career three-point field goal.
- Recorded season-highs with four points and five rebounds against Loyola.
- Against South Florida, had three rebounds in 20 minutes of play. Also drew four charges in the game.
- Saw her first game action of the season against Eastern Illinois.

JOHNSON GAME-BY-GAME

DATE	OPPONENT	MIN.	FG	3-PT	FT	O-D	TOT	PF	A	TO	B	S	TP
11/11	at Eastern Illinois	10	0-1	0-0	0-0	1-1	2	4	0	2	0	0	0
11/15	Green Bay	9	0-1	0-0	0-0	1-0	1	1	1	2	0	0	0
11/17	vs. Tennessee-Martin	13	1-1	0-0	0-0	1-0	1	1	0	0	0	0	2
11/18	at South Florida	20	1-2	0-0	0-0	1-2	3	4	3	4	1	0	2
11/25	DePaul	5	0-0	0-0	0-0	1-0	1	1	0	2	0	0	0
11/29	Loyola-Chicago	18	2-7	0-0	0-0	1-4	5	1	0	2	0	0	4
12/2	at Eastern Michigan	18	1-3	0-1	0-1	0-2	2	0	2	1	0	3	2
12/4	at Ball State	7	0-0	0-0	0-0	0-0	0	3	3	1	1	1	0
12/16	at Miami (Ohio)	10	2-3	0-0	0-2	1-3	4	1	0	0	0	0	4
12/19	Western Illinois	16	3-3	0-0	0-0	1-3	4	1	0	2	1	1	6
12/31	Northern Illinois	8	0-1	0-0	0-0	1-3	4	1	0	0	0	0	0
1/3	at Evansville*	2	0-0	0-0	0-0	0-0	0	0	0	0	0	0	0
1/5	at Southern Illinois*	4	0-0	0-0	0-0	0-0	0	1	0	1	0	0	0
1/10	Northern Iowa*	8	0-1	0-0	0-2	1-2	3	2	0	3	0	0	0
1/13	at Bradley*	9	1-1	0-0	2-3	0-0	0	3	1	0	0	0	4
1/19	Indiana State*												
1/25	at Missouri State*												
1/27	at Wichita State*												
1/31	Drake*												
2/2	Creighton*												
2/7	at Northern Iowa*												
2/10	Bradley*												
2/15	at Indiana State*												
2/21	Wichita State*												
2/24	Missouri State*												
2/29	at Creighton*												
3/2	at Drake*												
3/6	Southern Illinois*												
3/8	Evansville*												

• Game Started

* Missouri Valley Conference Game

JOHNSON'S CAREER STATS

YEAR	GP	GS	FIELD GOALS		3-POINT FG		FREE THROWS		REBOUNDS				SCORING				MINUTES				
			M-A	PCT.	M-A	PCT.	M-A	PCT.	OFF.	DEF.	TOT.	AVG.	PF-FO	AST	TO	BLK	STL	PTS.	AVG.	MIN.	AVG.
2004-05	28	3	28-55	.280	0-0	.000	10-25	.400	15	58	73	2.6	53-1	4	33	12	9	66	2.4	244	8.7
2005-06	28	4	27-51	.231	0-0	.000	20-38	.526	34	79	113	4.0	80-7	10	42	17	10	74	2.6	384	13.7
2006-07	32	26	95-173	.549	0-0	.000	52-89	.584	72	185	257	8.0	83-0	41	85	23	14	242	7.6	809	25.3
2007-08	15	0	11-24	.458	0-1	.000	2-8	.250	10	20	30	2.0	24-0	10	20	3	5	24	1.6	157	10.5
TOTALS	103	33	161-303	.531	0-1	.000	84-160	.525	131	342	473	4.6	240-8	65	180	55	38	406	3.9	1594	15.5

GAME 1 • NOV. 11

Illinois State 81 • 1-0

#	Player	Total			3-Ptr			Rebounds			PF	TP	A	TO	Blk	Stl	Min
		FG-FGA	FG-FGA	FT-FTA	FG-FGA	FG-FGA	FT-FTA	Off	Def	Tot							
40	Bracey, Ashleen	f	3-7	0-0	1-4	4	3	7	2	6	2	4	0	2	31		
31	Lewis, Nicole	c	4-7	0-0	1-5	4	2	6	3	9	1	5	2	0	27		
10	Clrone, Kristi	g	7-13	4-5	5-7	1	2	3	23	8	2	0	1	32			
20	Hudson, Tiffany	g	4-8	2-3	8-10	0	5	5	1	18	2	1	0	3	34		
32	Krick, Maggie	g	3-10	1-6	0-0	2	1	3	2	7	1	0	0	3	28		
04	Banks, Brea	g	0-0	0-0	0-0	0	1	1	0	0	0	0	0	0	1		
12	Sandstead, Ashley	g	1-3	1-3	0-0	0	0	0	1	3	1	0	0	0	7		
23	Calef, Danielle	g	2-3	0-1	1-4	1	1	2	1	5	2	0	0	1	12		
33	Jackson, Shala	g	3-10	0-0	4-4	4	0	4	2	10	1	0	1	1	17		
34	Singleton, Brooke	g	0-0	0-0	0-0	0	0	0	0	0	0	0	0	0	1		
42	Johnson, Lashawn	g	0-1	0-0	0-0	1	1	2	4	0	0	2	0	0	10		
	Team					1	1	2									
	Totals		27-62	8-18	19-31	18	17	35	19	81	18	14	3	11	200		
	FG % 1st Half:	14-32	43.8%	2nd half:	13-30	43.3%	Game:	27-62	43.5%						Deadball Rebounds 6		
	3FG % 1st Half:	5-10	50.0%	2nd half:	3-8	37.5%	Game:	8-18	44.4%								
	FT % 1st Half:	8-14	57.1%	2nd half:	11-17	64.7%	Game:	19-31	61.3%								

Eastern Illinois 68 • 0-2

#	Player	Total			3-Ptr			Rebounds			PF	TP	A	TO	Blk	Stl	Min
		FG-FGA	FG-FGA	FT-FTA	FG-FGA	FG-FGA	FT-FTA	Off	Def	Tot							
42	KLUEMPERS, Lindsey	f	1-1	0-0	0-0	1	1	2	1	2	0	3	0	0	22		
02	GALLIGAN, Rachel	c	5-8	0-0	5-6	1	4	5	3	15	0	4	2	0	29		
53	HUFFMAN, Jessica	g	5-9	2-2	0-0	3	3	5	12	3	4	0	2	22			
10	CANALE, Ellen	g	5-9	0-0	0-0	1	2	3	5	10	1	2	2	0	26		
20	EDWARDS, Megan	g	1-5	1-3	0-0	0	1	1	1	3	6	1	0	1	36		
12	STURTEVANT, Lauren	g	1-4	0-0	2-2	0	3	3	1	4	4	0	0	0	18		
22	SIMS, Dominique	g	6-8	2-2	1-2	1	4	5	3	15	0	3	2	0	22		
24	THOMAS, Ashley	g	1-1	0-0	1-1	0	0	0	4	3	0	2	0	1	12		
33	BLUE, Ashley	g	0-0	0-0	0-0	0	1	1	0	0	0	1	0	0	1		
41	KLOAK, Maggie	g	0-0	0-0	4-6	0	1	1	4	4	0	3	0	1	10		
43	LIPPERD, Julie	g	0-2	0-0	0-0	0	0	0	0	0	1	1	0	0	2		
	Team					2	3	5									
	Totals		25-47	5-7	13-17	6	23	29	27	68	14	24	7	5	200		
	FG % 1st Half:	13-21	61.9%	2nd half:	12-26	46.2%	Game:	25-47	53.2%						Deadball Rebounds 3		
	3FG % 1st Half:	3-4	75.0%	2nd half:	2-3	66.7%	Game:	5-7	71.4%								
	FT % 1st Half:	9-12	75.0%	2nd half:	4-5	80.0%	Game:	13-17	76.5%								

Officials: Jerry Gibbons, Kerry Henson, Jimmy Lomax, Jr.
 Technical fouls: Illinois State-None. Eastern Illinois-None.
 Attendance: 406

Score by periods	1st	2nd	Total
Illinois State	41	40	81
Eastern Illinois	38	30	68

	In	Off	2nd	Fast	Bench
Points	Paint	T/O	Chance	Break	
ILS	32	22	20	8	18
EIU	22	16	5	7	26

Last FG - ILS 2nd-03:35, EIU 2nd-01:11.
 Largest lead - ILS by 16 2nd-09:42, EIU by 4 1st-14:08.

Score tied - 6 times.
 Lead changed - 11 times.

Kristi Clrone's first three-pointer was the 100th of her career • **Shala Jackson** became the first Redbird freshman to score in double-figures in her first collegiate game since **Kristi Clrone** scored 13 against Chicago State in 2005 • Redbirds trailed for most of the first 10 minutes of the contest • Leading by just three at halftime, Illinois State opened the second half with an 18-6 run • First ISU game in Lantz Arena since Feb. 20, 1992

GAME 3 • NOV. 17

Illinois State 70 • 3-0

#	Player	Total			3-Ptr			Rebounds			PF	TP	A	TO	Blk	Stl	Min
		FG-FGA	FG-FGA	FT-FTA	FG-FGA	FG-FGA	FT-FTA	Off	Def	Tot							
10	Clrone, Kristi	*	4-11	1-4	2-3	0	1	1	0	11	7	3	0	4	31		
20	Hudson, Tiffany	*	6-11	4-7	2-4	2	2	4	2	18	4	2	0	1	23		
31	Lewis, Nicole	*	6-9	0-0	2-3	3	3	6	3	14	1	1	1	0	24		
32	Krick, Maggie	*	2-5	1-4	0-0	1	1	2	3	5	1	3	0	0	13		
40	Bracey, Ashleen	*	1-4	0-0	0-0	0	3	3	1	2	0	0	0	0	16		
03	Butler, Tamara		0-0	0-0	0-0	1	0	1	0	0	0	0	0	0	0		
04	Banks, Brea		0-2	0-2	0-0	0	0	0	1	0	0	0	0	0	5		
12	Sandstead, Ashley		1-1	1-1	0-0	0	0	0	2	3	0	0	0	0	6		
14	Clifton, Amanda		0-0	0-0	0-0	0	2	2	0	0	1	0	0	0	9		
23	Calef, Danielle		0-2	0-1	0-0	0	3	3	2	0	0	0	0	0	21		
33	Jackson, Shala		6-10	1-3	2-3	3	2	5	2	15	3	2	0	2	33		
34	Singleton, Brooke		0-1	0-0	0-0	0	0	0	0	1	1	0	0	0	6		
42	Johnson, Lashawn		1-1	0-0	0-0	1	0	1	1	2	0	0	0	0	13		
	Team					0	1	1									
	Totals		27-57	8-22	8-13	11	18	29	17	70	17	13	1	7	200		
	FG % 1st Half:	10-29	34.5%	2nd half:	17-28	60.7%	Game:	27-57	47.4%						Deadball Rebounds 2		
	3FG % 1st Half:	2-12	16.7%	2nd half:	6-10	60.0%	Game:	8-22	36.4%								
	FT % 1st Half:	2-5	40.0%	2nd half:	6-8	75.0%	Game:	8-13	61.5%								

Tennessee-Martin 60 • 2-1

#	Player	Total			3-Ptr			Rebounds			PF	TP	A	TO	Blk	Stl	Min
		FG-FGA	FG-FGA	FT-FTA	FG-FGA	FG-FGA	FT-FTA	Off	Def	Tot							
00	HOLMAN, Nicole	*	0-1	0-1	1-2	0	3	3	1	3	4	0	0	0	29		
10	ANGLER, Jennifer	*	2-6	2-3	4-4	0	2	2	10	3	4	0	3	26			
22	MITCHELL, Phyllisha	*	2-4	0-0	2-4	1	6	7	3	6	0	0	0	1	27		
23	ADAMS, Aunjel	*	4-8	1-3	4-5	0	0	0	13	0	1	0	1	36			
41	FULLER, Crystal	*	8-12	0-0	4-4	1	7	8	2	20	2	7	0	2	37		
34	MALONE, Whitney		0-0	0-0	0-0	0	0	0	0	1	0	0	0	0	0		
32	KANDIL, Melody		1-2	0-1	0-0	0	1	1	2	2	0	1	0	0	11		
35	GOYETTE, Marie		3-5	2-3	0-0	0	1	1	8	1	2	0	0	0	19		
42	STINSON, Sarah		0-1	0-0	0-0	1	0	1	0	0	1	0	0	0	15		
	Team					0	2	2									
	Totals		20-39	5-11	15-19	3	22	25	13	60	10	20	0	7	200		
	FG % 1st Half:	12-19	63.2%	2nd half:	8-20	40.0%	Game:	20-39	51.3%						Deadball Rebounds 2		
	3FG % 1st Half:	2-6	33.3%	2nd half:	3-5	60.0%	Game:	5-11	45.5%								
	FT % 1st Half:	7-10	70.0%	2nd half:	8-9	88.9%	Game:	15-19	78.9%								

Officials: Bill Titus, Dave Kramer, John Almarode
 Technical fouls: Illinois State-None. Tennessee-Martin-None.
 Attendance: 41

Score by periods	1st	2nd	Total
Illinois State	24	46	70
Tennessee-Martin	33	27	60

	In	Off	2nd	Fast	Bench
Points	Paint	T/O	Chance	Break	
ILS	22	24	11	4	20
UTM	14	11	0	6	10

Last FG - ILS 2nd-01:11, UTM 2nd-02:02.
 Largest lead - ILS by 11 2nd-04:24, UTM by 14 2nd-18:51.

Score tied - 0 times.
 Lead changed - 1 time.

Tiffany Hudson and **Niccole Lewis** scored a combined 29 points in the second half on 11-for-14 shooting • ISU missed its first seven shots from the field • UT-Martin jumped out to a 9-0 lead in the first five minutes and led the entire first half • The Redbirds came from behind with a 19-2 run, during which Hudson and Lewis combined for 15 points • UT-Martin cut the deficit to five with less than two minutes left, 65-60, but could not score after that

GAME 2 • NOV. 15

Green Bay 70 • 1-1

#	Player	Total			3-Ptr			Rebounds			PF	TP	A	TO	Blk	Stl	Min
		FG-FGA	FG-FGA	FT-FTA	FG-FGA	FG-FGA	FT-FTA	Off	Def	Tot							
25	TEMLIN, Erin	f	5-11	1-2	2-4	2	6	8	3	13	4	4	0	1	34		
05	GLOVER, Lavesa	c	4-10	0-0	0-0	1	1	2	1	8	1	2	1	0	25		
11	HARTY, Kati	g	4-12	3-6	0-0	2	2	4	3	11	1	3	0	2	26		
01	GROH, Kayla	g	4-9	1-4	1-1	2	2	4	0	10	2	3	1	0	30		
30	PORATH, Rachel	g	4-10	2-6	1-1	0	4	4	3	11	2	3	0	3	33		
03	BECKEL, Staci	g	0-0	0-0	0-2	1	1	2	0	0	0	1	0	0	3		
04	HOEWISCH, Celeste	g	2-6	0-0	3-4	1	1	2	3	7	3	2	0	1	18		
10	LEGOIS, Trisha	g	1-1	0-0	0-0	0	0	0	0	2	0	0	0	0	5		
24	GOLDEN, Heather	g	0-0	0-0	2-2	1	0	1	2	2	1	0	0	0	11		
42	TETSCHLAG, Kayla	g	2-4	0-1	2-2	2	2	4	3	6	0	3	0	0	15		
	Team					3	1	4									
	Totals		26-63	7-19	11-16	15	20	35	18	70	14	21	2	7	200		
	FG % 1st Half:	9-25	36.0%	2nd half:	17-38	44.7%	Game:	26-63	41.3%						Deadball Rebounds 1		
	3FG % 1st Half:	3-5	60.0%	2nd half:	4-14	28.6%	Game:	7-19	36.8%								
	FT % 1st Half:	6-11	54.5%	2nd half:	5-5	100.0%	Game:	11-16	68.8%								

Illinois State 79 • 2-0

#	Player	Total			3-Ptr			Rebounds			PF	TP
---	--------	-------	--	--	-------	--	--	----------	--	--	----	----

GAME 5 • NOV. 25

DePaul 80 • 4-0

#	Player	Total			3-Ptr			Rebounds			PF	TP	A	TO	Blk	Stl	Min
		FG-FGA	FG-FGA	FT-FTA	FG-FGA	FG-FGA	FT-FTA	Off	Def	Tot							
20	WILLIAMS, Natasha	f	9-13	0-0	0-2	2	4	6	2	18	3	4	0	1	1	30	
23	SMITH, Caprice	f	7-13	2-5	0-0	4	6	10	2	16	2	2	1	1	24		
14	QUIGLEY, Allie	g	8-19	2-4	4-5	1	2	3	22	5	1	0	4	0	34		
22	MITDIERO, Missy	g	1-4	1-3	1-3	1	2	3	4	4	3	0	0	0	20		
32	NAUGHTON, Deirdre	g	5-7	3-5	2-3	1	2	3	15	3	4	0	5	0	38		
02	PIKES, Taylor	g	0-0	0-0	0-0	0	1	1	0	0	0	0	1	2	10		
05	CATTELL, Erin	g	2-2	1-1	0-0	0	1	1	0	5	2	1	0	1	12		
12	THREATT, China	g	0-2	0-0	0-0	0	1	1	0	1	0	0	0	0	9		
21	JOHNSON, Ciara	g	0-0	0-0	0-0	0	1	1	0	0	0	0	0	0	9		
24	CARNEY, Erin	g	0-4	0-0	0-0	2	2	4	2	0	0	1	0	0	14		
Team						1	3	4									
Totals			32-64	9-18	7-13	13	23	36	14	80	20	16	2	14	200		
FG % 1st Half: 17-35		48.6%	2nd half: 15-29		51.7%	Game: 32-64		50.0%	Deadball Rebounds								
3FG % 1st Half: 6-11		54.5%	2nd half: 3-7		42.9%	Game: 9-18		50.0%									
FT % 1st Half: 1-1		100.0%	2nd half: 6-12		50.0%	Game: 7-13		53.8%									

Illinois State 75 • 4-1

#	Player	Total			3-Ptr			Rebounds			PF	TP	A	TO	Blk	Stl	Min
		FG-FGA	FG-FGA	FT-FTA	FG-FGA	FG-FGA	FT-FTA	Off	Def	Tot							
40	Bracey, Ashleen	f	1-6	0-0	2-2	3	4	7	2	4	2	1	1	0	0	29	
31	Lewis, Nicolle	c	4-8	0-0	0-0	7	4	11	1	8	2	1	2	0	35		
10	Cirone, Kristi	g	10-18	5-9	0-0	2	1	3	3	25	8	6	0	1	35		
20	Hudson, Tiffany	g	5-11	1-5	2-2	0	4	4	2	13	3	0	0	0	35		
32	Krick, Maggie	g	5-12	1-4	1-3	1	3	4	3	12	4	3	1	0	29		
04	Banks, Brea	g	2-4	1-2	0-0	1	6	7	1	5	0	0	0	0	11		
14	Clifton, Amanda	g	0-0	0-0	0-0	0	0	0	0	0	0	0	0	0	0+		
33	Jackson, Shala	g	3-11	1-3	1-2	1	1	2	4	8	0	2	0	0	21		
42	Johnson, Lashawn	g	0-0	0-0	0-0	0	1	1	0	0	2	0	0	0	5		
Team						2	2	4									
Totals			30-70	9-23	6-9	18	25	43	17	75	19	18	4	1	200		
FG % 1st Half: 13-30		43.3%	2nd half: 17-40		42.5%	Game: 30-70		42.9%									
3FG % 1st Half: 3-9		33.3%	2nd half: 6-14		42.9%	Game: 9-23		39.1%									
FT % 1st Half: 4-6		66.7%	2nd half: 2-3		66.7%	Game: 6-9		66.7%									

Officials: Bob Trammell, Randy Campbell, Tim Daley
 Technical fouls: DePaul-None, Illinois State-None.
 Attendance: 1610

Score by periods	1st	2nd	Total
DePaul	41	39	80
Illinois State	33	42	75

Last FG - DPU 2nd-01:33, ILS 2nd-00:11.
 Largest lead - DPU by 13 2nd-12:07, ILS by 4 1st-10:15.

Points	In	Off	2nd	Fast	Bench
DPU	Paint	T/O	Chance	Break	
36	25	12	6	5	
24	17	16	6	13	

Score tied - 7 times.
 Lead changed - 6 times.

Kristi Cirone made a jump shot at the halftime buzzer that gave her 1,001, career points. She became the 23rd player and the eighth non-senior to achieve that feat • Career-high 11 rebounds for **Nicolle Lewis** • The two teams traded leads in the first 10 minutes before DePaul went on a 20-10 run to take its biggest lead of the first half, 35-25 • DePaul led by as many as 13 points in the second half • Trailing 58-45 with 12 minutes remaining in the game, ISU went on a 17-4 run to tie the game, 62-62 • Cirone scored eight points and **Tiffany Hudson** added six during that stretch • DePaul answered with a 14-4 run of its own to pull ahead for good, 76-66 • The Redbirds made just three field goals, all three-pointers in the final 34 seconds, in the final four minutes of the game.

GAME 7 • DEC. 2

Illinois State 79 • 6-1

#	Player	Total			3-Ptr			Rebounds			PF	TP	A	TO	Blk	Stl	Min
		FG-FGA	FG-FGA	FT-FTA	FG-FGA	FG-FGA	FT-FTA	Off	Def	Tot							
31	Lewis, Nicolle	f	2-2	0-0	0-0	1	1	2	4	4	1	0	0	0	0	12	
40	Bracey, Ashleen	f	7-14	0-0	0-0	2	7	9	3	14	2	0	1	1	34		
10	Cirone, Kristi	g	9-12	2-3	0-0	0	3	3	0	20	6	2	4	0	30		
20	Hudson, Tiffany	g	10-16	4-6	0-0	2	1	3	2	24	4	0	0	0	32		
32	Krick, Maggie	g	2-9	1-3	0-0	2	4	6	1	5	6	2	0	0	31		
03	Butler, Tamara	g	0-2	0-0	2-2	0	2	2	0	2	0	2	0	0	3		
04	Banks, Brea	g	0-0	0-0	0-0	0	0	0	0	0	0	0	0	0	3		
14	Clifton, Amanda	g	0-0	0-0	1-2	0	1	1	0	1	1	1	0	0	6		
21	Shelton, Kenyatta	g	0-3	0-0	0-0	2	3	5	2	0	1	0	0	0	10		
23	Calef, Danielle	g	0-1	0-1	0-0	0	1	1	0	0	0	0	0	0	3		
33	Jackson, Shala	g	3-7	0-0	1-2	3	3	6	2	7	0	1	0	0	15		
34	Singleton, Brooke	g	0-0	0-0	0-0	0	0	0	1	0	0	0	0	0	3		
42	Johnson, Lashawn	g	1-3	0-1	0-1	0	2	2	0	2	2	1	0	0	18		
Team						2	6	8									
Totals			34-69	7-14	4-7	14	34	48	17	79	23	12	0	8	200		
FG % 1st Half: 19-32		59.4%	2nd half: 15-37		40.5%	Game: 34-69		49.3%									
3FG % 1st Half: 4-6		66.7%	2nd half: 3-8		37.5%	Game: 7-14		50.0%									
FT % 1st Half: 0-0		0.0%	2nd half: 4-7		57.1%	Game: 4-7		57.1%									

Eastern Michigan 61 • 4-3

#	Player	Total			3-Ptr			Rebounds			PF	TP	A	TO	Blk	Stl	Min
		FG-FGA	FG-FGA	FT-FTA	FG-FGA	FG-FGA	FT-FTA	Off	Def	Tot							
03	LAND, Amber	f	5-7	1-1	1-2	1	7	8	2	12	1	0	0	1	32		
35	WATTS, Kelly	f	1-7	0-3	1-3	1	3	4	1	3	1	1	0	1	25		
12	WILLIAMS, Canea	g	5-10	1-3	1-1	1	0	1	3	12	3	1	0	1	31		
22	PITTMAN, Alyssa	g	7-16	6-11	2-2	0	3	3	3	22	1	4	1	1	40		
24	YAMANOGGLU, Kivircim	g	0-2	0-0	0-0	0	1	1	0	1	0	1	4	0	18		
02	JOHNSON, Tara	g	0-1	0-1	0-0	0	0	0	1	0	0	0	0	0	3		
11	SCHROCK, Cassie	g	1-1	0-0	0-1	0	0	0	0	2	0	0	0	0	13		
15	TYSON, Brittany	g	0-3	0-3	0-0	0	0	0	2	0	1	1	0	1	16		
20	COMPTON, Amanda	g	0-4	0-1	3-4	0	1	1	1	3	1	1	0	0	6		
23	WARREN, Carla	g	0-0	0-0	0-0	0	1	1	0	0	0	0	0	0	2		
52	RUSSELL, Colleen	g	2-5	0-0	3-3	2	3	5	1	7	0	0	1	0	14		
Team						1	3	4									
Totals			21-56	8-23	11-16	6	22	28	15	61	9	13	2	6	200		
FG % 1st Half: 11-28		39.3%	2nd half: 10-28		35.7%	Game: 21-56		37.5%									
3FG % 1st Half: 5-12		41.7%	2nd half: 3-11		27.3%	Game: 8-23		34.8%									
FT % 1st Half: 2-5		40.0%	2nd half: 9-11		81.8%	Game: 11-16		68.8%									

Officials: Carol Comanita, Carol Smith and Bob DeMino
 Technical fouls: Illinois State-None, Eastern Michigan-None.
 Attendance: 241

Score by periods	1st	2nd	Total
Illinois State	42	37	79
Eastern Michigan	29	32	61

Last FG - ILS 2nd-02:59, EMU 2nd-01:53.
 Largest lead - ILS by 23 2nd-02:47, EMU None.

Score tied - 0 times.
 Lead changed - 0 times.

Career-high 24 points for **Tiffany Hudson** on a career-best 10 field goals • **Kristi Cirone** added 20 points, marking the second time this season two Redbirds netted 20 in the same game • First-career back-to-back double-digits scoring games for **Ashleen Bracey** • Redbirds never trailed in the game and led by double-digits for the final 22:38 • Eastern Michigan cut the deficit to five points late in the first half before the Redbirds closed out the period with a 17-9 run

GAME 6 • NOV. 29

Loyola 51 • 1-5

#	Player	Total			3-Ptr			Rebounds			PF	TP	A	TO	Blk	Stl	Min
		FG-FGA	FG-FGA	FT-FTA	FG-FGA	FG-FGA	FT-FTA	Off	Def	Tot							
00	VanBOGAERT, Elyse	f	5-11	0-0	0-0	0	5	5	1	10	0	1	1	0	34		
42	LUCAS, Jana	f	1-5	0-0	3-3	0	2	2	0	5	0	2	0	0	17		
55	BOECKE, Brittany	f	2-6	0-1	0-0	2	5	7	5	4	1	6	1	1	28		
01	COLLINS, Keisha	g	3-11	0-3	0-0	0	3	3	2	6	5	2	1	0	35		
12	MCCLOSKEY, Maggie	g	3-11	2-7	1-2	2	4	6	1	9	2	1	0	0	35		
13	GARCIA, Nicole	g	0-0	0-0	0-0	0	0	0	0	0	0	0	0	0	5		
22	RANDLE, Taryn	g	0-0	0-0	0-2	1	1	2	0	0	0	1	1	0	3		
25	THURMAN, Cierra	g	2-4	0-0	2-2	1	0	1	2	6	0	2	0	0	14		
32	HYLTON, Jessica	g	4-11	3-6	0-0	2	0	2	2	11	1	2	1	0	24		
33	MARSHALL, Brittney	g	0-0	0-0	0-0	0	0	0	1	0	0	0	0	0	5		
Team					</												

GAME 9 • DEC. 16

Illinois State 82 • 8-1

#	Player	Total			3-Ptr			Rebounds			PF	TP	A	TO	Blk	Stl	Min
		FG	FGA	FT	FTA	Off	Def	Tot									
40	Bracey, Ashleen	f	7-10	0-0	2-2	3	8	11	3	16	1	3	0	0	0	29	
31	Lewis, Nicole	c	6-8	0-0	8-8	1	4	5	1	20	2	1	1	2	29		
10	Cirone, Kristi	g	5-11	2-5	5-6	0	5	3	17	5	5	1	1	37			
20	Hudson, Tiffany	g	2-5	1-1	0-0	0	1	1	3	5	4	4	0	0	26		
32	Krick, Maggie	g	6-13	0-4	0-0	1	3	4	2	12	3	1	0	1	35		
04	Banks, Brea	g	0-0	0-0	0-0	0	0	0	0	0	0	0	0	0	1		
14	Clifton, Amanda	g	0-0	0-0	0-0	0	0	0	0	0	0	0	0	0	1		
21	Shelton, Kenyatta	g	0-2	0-0	2-2	1	1	2	1	2	2	1	1	1	12		
33	Jackson, Shala	g	1-1	0-0	0-0	1	3	4	2	2	0	2	0	0	11		
34	Singleton, Brooke	g	2-5	0-3	0-0	0	0	0	4	1	0	0	0	0	9		
42	Johnson, Lashawn	g	2-3	0-0	0-2	1	3	4	1	4	0	0	0	0	10		
Team						1	3	4									
Totals			31-58	3-13	17-20	9	31	40	16	82	18	17	3	5	200		

FG % 1st Half:	18-35	51.4%	2nd half:	13-23	56.5%	Game:	31-58	53.4%	Deadball Rebounds 1
3FG % 1st Half:	3-5	30.0%	2nd half:	0-3	0.0%	Game:	3-13	23.1%	
FT % 1st Half:	8-10	80.0%	2nd half:	9-10	90.0%	Game:	17-20	85.0%	

Miami University 69 • 6-4

#	Player	Total			3-Ptr			Rebounds			PF	TP	A	TO	Blk	Stl	Min
		FG	FGA	FT	FTA	Off	Def	Tot									
33	MARKWOOD, Laura	f	4-9	1-1	3-4	5	5	10	3	12	0	0	2	1	27		
40	FORD, Stephanie	c	2-4	0-0	0-1	2	2	4	3	4	0	2	2	2	27		
01	JACKSON, Amanda	g	8-16	2-5	4-6	2	2	4	4	22	0	5	0	1	27		
10	SCHONE, Jenna	g	6-18	1-3	1-2	1	1	2	14	7	2	0	1	37			
11	HAWKINS, Ashley	g	2-13	0-6	0-0	3	1	4	0	4	3	4	1	1	33		
22	RIDLEY, Chanell	g	0-1	0-0	0-0	0	1	1	3	0	0	0	0	2	16		
23	REED, Courtney	g	3-4	0-0	0-0	0	2	2	3	6	0	2	1	1	17		
24	DUNLAP, Briana	g	2-5	1-3	2-2	1	0	1	0	7	0	0	0	0	12		
41	BROWN, Ashleigh	g	0-1	0-0	0-0	0	1	1	0	0	0	0	0	0	4		
Team						3	5	8									
Totals			27-71	5-18	10-15	17	20	37	18	69	10	15	6	9	200		

FG % 1st Half:	11-37	29.7%	2nd half:	16-34	47.1%	Game:	27-71	38.0%	Deadball Rebounds 1
3FG % 1st Half:	3-9	33.3%	2nd half:	2-9	22.2%	Game:	5-18	27.8%	
FT % 1st Half:	4-5	80.0%	2nd half:	6-10	60.0%	Game:	10-15	66.7%	

Officials: Angie Enlund, Shannon Feek, Jim Vastine
 Technical fouls: Illinois State-None. Miami University-None.
 Attendance: 211

Score by periods	1st	2nd	Total
Illinois State	47	35	82
Miami University	29	40	69

Last FG - ILS 2nd-00:58, MIAMI 2nd-00:34.
 Largest lead - ILS by 23 1st-02:51, MIAMI by 1 1st-15:43.

	In	Off	2nd	Fast	Bench
Points	Paint	T/O	Chance	Break	
ILLINOIS STATE	34	17	10	6	12
MIAMI	28	11	14	4	13

Score tied - 1 time.
 Lead changed - 2 times.

Record eighth non-conference win for ISU • First win ever at Milet Hall • Third double-double in four games for **Ashleen Bracey** • First 20-point performance by **Nicole Lewis** since playing at Drake (3/1/07) • Redbirds went on a 34-10 run, that included a 17-2 spurt, to turn a 10-9 deficit into a 43-20 lead • Bracey, Lewis and **Kristi Cirone** combined for 26 points during that stretch • Miami went on a 21-6 run that spanned both halves, which included a 12-2 run to start the second half • After scoring just four points in the first half, Miami guard Amanda Jackson scored 18 in the second half, including the first 10 of the period • Miami only came as close as six points with 10:02 remaining

GAME 11 • DEC. 31

Northern Illinois 54 • 4-9

#	Player	Total			3-Ptr			Rebounds			PF	TP	A	TO	Blk	Stl	Min
		FG	FGA	FT	FTA	Off	Def	Tot									
11	LOWE, Whitney	f	1-11	0-5	3-4	1	4	5	2	5	0	1	0	1	31		
44	ELLIS, Ebony	c	3-6	0-0	5-6	4	4	8	4	11	2	3	0	0	25		
02	WELTON, Sharl'	g	7-11	0-0	1-5	0	7	7	3	15	2	5	0	1	35		
03	YORK, Kylie	g	3-11	3-10	0-0	0	1	1	2	9	1	2	0	0	32		
10	WILCOX, Jessie	g	1-5	0-1	3-4	0	3	3	1	5	3	6	0	0	37		
01	CANNON, Terriel	g	0-0	0-0	0-0	0	0	0	0	0	0	1	0	0	3		
25	BROWN, Bianca	g	0-1	0-0	0-0	0	1	1	0	0	0	2	0	1	7		
31	MICHEL, Tara	g	1-2	1-2	0-0	0	0	0	0	3	0	1	0	1	7		
34	SMITH, Becky	g	3-6	0-0	0-0	3	3	6	2	6	0	3	0	1	23		
Team						4	3	7									
Totals			19-53	4-18	12-19	12	26	38	14	54	8	24	0	5	200		

FG % 1st Half:	11-26	42.3%	2nd half:	8-27	29.6%	Game:	19-53	35.8%	Deadball Rebounds 4
3FG % 1st Half:	2-8	25.0%	2nd half:	2-10	20.0%	Game:	4-18	22.2%	
FT % 1st Half:	2-3	66.7%	2nd half:	10-16	62.5%	Game:	12-19	63.2%	

Illinois State 78 • 10-1

#	Player	Total			3-Ptr			Rebounds			PF	TP	A	TO	Blk	Stl	Min
		FG	FGA	FT	FTA	Off	Def	Tot									
40	Bracey, Ashleen	f	7-9	0-0	1-3	3	6	9	3	15	0	2	1	2	28		
31	Lewis, Nicole	c	2-4	0-0	0-0	2	1	3	1	4	1	1	0	0	13		
10	Cirone, Kristi	g	4-8	1-3	3-4	1	1	2	1	12	5	1	0	2	29		
20	Hudson, Tiffany	g	3-9	0-1	4-4	1	2	3	0	10	5	2	0	3	25		
32	Krick, Maggie	g	4-11	2-5	0-0	0	1	1	1	10	4	2	0	3	26		
04	Butler, Tamara	g	2-3	0-0	0-0	0	2	2	1	4	0	0	0	0	8		
03	Banks, Brea	g	3-5	0-2	0-0	0	2	2	1	6	0	0	0	0	8		
14	Clifton, Amanda	g	0-1	0-1	0-0	0	0	0	1	0	3	1	0	1	11		
21	Shelton, Kenyatta	g	3-5	0-0	0-2	1	4	5	4	6	0	0	1	0	19		
23	Caief, Danielle	g	0-0	0-0	0-0	0	0	0	0	0	1	0	0	0	4		
33	Jackson, Shala	g	2-4	0-1	2-2	0	1	1	2	6	2	1	0	0	15		
34	Singleton, Brooke	g	2-3	1-2	0-0	0	0	0	0	5	0	1	0	0	6		
42	Johnson, Lashawn	g	0-1	0-0	0-0	1	3	4	1	0	0	0	0	0	8		
Team						0	2	2									
Totals			32-63	4-15	10-15	9	25	34	16	78	21	11	2	11	200		

FG % 1st Half:	15-29	51.7%	2nd half:	17-34	50.0%	Game:	32-63	50.8%	Deadball Rebounds 1
3FG % 1st Half:	2-7	28.6%	2nd half:	2-8	25.0%	Game:	4-15	26.7%	
FT % 1st Half:	10-15	66.7%	2nd half:	0-0	0.0%	Game:	10-15	66.7%	

Officials: June Courteau, Teresa Dahlem, Erika Herriman
 Technical fouls: Northern Illinois-None. Illinois State-None.
 Attendance: 1692

Score by periods	1st	2nd	Total
Northern Illinois	26	28	54
Illinois State	42	36	78

Last FG - NIU 2nd-00:17, ILS 2nd-00:29.
 Largest lead - NIU by 1 1st-17:02, ILS by 27 2nd-06:55.

	In	Off	2nd	Fast	Bench
Points	Paint	T/O	Chance	Break	
NIU	20	12	8	3	9
ILS	36	31	6	6	27

Score tied - 1 time.
 Lead changed - 2 times.

Redbirds set school record for best start to a season (10-1) • Fourth shooting performance of better than 50 percent this season • Redbirds turned 24 Northern Illinois turnovers in 31 points • Redbirds went ahead by double-digits at the 12:34 mark and led by at least 10 for the remainder of the game • ISU had four different players score during an 11-0 run in the first half that started a 23-10 spurt.

GAME 10 • DEC. 19

Western Illinois 56 • 3-7

#	Player	Total			3-Ptr			Rebounds			PF	TP	A	TO	Blk	Stl	Min
		FG	FGA	FT	FTA	Off	Def	Tot									
33	DAVENPORT, Katy	f	3-11	2-5	2-2	2	4	6	2	10	1	0	0	3	30		
04	WALKER, Amanda	g	1-4	0-1	2-2	0	1	1	1	4	2	0	0	2	31		
21	HUGELIER, Gina	g	2-9	1-3	2-2	1	0	1	1	7	1	3	0	2	24		
24	O'BRIEN, Jordan	g	1-5	1-3	0-0	0	2	2	2	3	2	1	0	0	28		
42	LOVINGOOD, Stephanie	g	8-10	0-0	4-4	3	4	7	2	20	0	3	1	1	34		
12	QUIGLE, Samantha	g	0-1	0-1	0-0	0	0	0	0	0	0	1	0	0	12		
23	CLARK, Katy	g	0-2	0-0	0-0	0	1	1	1	0	1	0	0	0	9		
25	MYERS, Nicole	g	1-3	0-0	0-0	0	0	0	0	0	0	0	0	0	6		
32	MILLER, Sarah	g	4-5	0-0	2-4	0	4	4	0	2	2	2	0	2	16		
44	WUTT, Lindsey	g	0-2	0-0	0-0	1	1	2	1	0							

GAME 13 • JAN. 5

Illinois State 82 • 12-1, 2-0 MVC

#	Player	Total			3-Ptr			Rebounds			PF	TP	A	TO	Blk	Stl	Min
		FG-FGA	FG-FGA	FT-FTA	FG-FGA	FG-FGA	FT-FTA	Off	Def	Tot							
32	Krick, Maggie	f	0-6	0-1	0-0	1	7	8	1	0	2	2	0	0	1	20	
40	Bracey, Ashleen	f	5-8	0-0	4-4	7	5	12	4	14	0	2	0	0	37		
31	Lewis, Nicole	c	3-8	0-0	0-0	0	4	4	2	6	0	1	1	0	27		
10	Cirone, Kristi	g	8-14	1-3	10-11	0	3	3	27	7	4	1	0	37			
20	Hudson, Tiffany	g	7-12	1-2	4-5	1	1	2	2	19	6	4	0	1	38		
04	Banks, Brea	g	0-1	0-0	0-0	0	0	0	0	0	0	0	0	0	2		
14	Clifton, Amanda	g	0-0	0-0	0-0	0	0	0	2	0	0	0	0	0	2		
21	Shelton, Kenyatta	g	3-5	0-0	3-6	5	5	10	3	9	0	1	1	0	16		
33	Jackson, Shala	g	1-6	1-1	4-4	2	4	6	3	7	0	0	1	0	24		
42	Johnson, Lashawn	g	0-0	0-0	0-0	0	0	0	1	0	0	1	0	0	4		
Team						1	1	2			1						
Totals			27-60	3-7	25-30	17	30	47	21	82	15	16	4	2	200		

FG % 1st Half:	16-33	48.5%	2nd half:	11-27	40.7%	Game:	27-60	45.0%	Deadball Rebounds	2
3FG % 1st Half:	1-4	25.0%	2nd half:	2-3	66.7%	Game:	3-7	42.9%		
FT % 1st Half:	6-8	75.0%	2nd half:	19-22	86.4%	Game:	25-30	83.3%		

Southern Illinois 78 • 5-7, 1-1 MVC

#	Player	Total			3-Ptr			Rebounds			PF	TP	A	TO	Blk	Stl	Min
		FG-FGA	FG-FGA	FT-FTA	FG-FGA	FG-FGA	FT-FTA	Off	Def	Tot							
11	SWEERE, Jayme	f	8-19	2-4	7-8	1	9	10	2	25	2	1	1	0	33		
40	GIBSON, Jasmine	f	5-11	0-0	4-4	0	4	4	1	14	4	1	1	0	34		
22	SMITH, Erica	g	3-7	1-2	1-2	3	2	5	8	7	3	1	2	27			
30	YOUNG, Ellen	g	1-9	1-3	2-2	1	1	2	3	5	0	1	0	1	28		
33	PAUK, Erin	g	0-1	0-0	0-0	0	0	0	3	0	0	1	0	0	27		
05	BAILEY, Kaci	g	0-0	0-0	0-0	0	0	0	1	0	0	0	0	0	0+		
12	WORDEN, Tanaeya	g	4-6	1-2	2-2	0	0	0	5	11	0	2	2	24			
20	SWINGLER, Katrina	g	1-1	0-0	0-1	0	0	0	0	2	0	0	0	0	1		
34	SALES, Cortney	g	5-8	0-0	3-5	2	3	5	13	1	0	0	2	26			
Team						1	1	2									
Totals			27-62	5-11	19-24	8	20	28	25	78	14	9	3	7	200		

FG % 1st Half:	15-29	51.7%	2nd half:	12-33	36.4%	Game:	27-62	43.5%	Deadball Rebounds	1
3FG % 1st Half:	2-4	50.0%	2nd half:	3-7	42.9%	Game:	5-11	45.5%		
FT % 1st Half:	10-13	76.9%	2nd half:	9-11	81.8%	Game:	19-24	79.2%		

Officials: David Stewart, Jeff Caudle, Marvin Sykes
 Technical fouls: Illinois State-None. Southern Illinois-None.
 Attendance: 713

Score by periods	1st	2nd	Total
Illinois State	39	43	82
Southern Illinois	42	36	78

	In	Off	2nd	Fast	Bench
Points					
ILS	0	10	15	0	16
SIU	0	12	11	0	26

Last FG - ILS 2nd-02:15, SIU 2nd-00:04.
 Largest lead - ILS by 9 1st-15:57, SIU by 7 1st-06:58.

Score tied - 6 times.
 Lead changed - 10 times.

Smallest margin of victory for ISU this season • Junior **Kristi Cirone** was one point shy of her career-high in points (28) • Season-best 10 free throws for Cirone • Sophomore **Ashleen Bracey** recorded a career-best 12 rebounds • Fourth double-double in the last seven games for Bracey • ISU out rebounded SIU 27-12 in the second half • Redbirds made 12-straight free throws to start the second half • Redbirds led 17-8 in the first five minutes • Southern Illinois used a 21-6 run to take its first lead, 34-27 • Run included 11-straight points as ISU went five minutes without a field goal and committed five turnovers • Third time this season Redbirds trailed at halftime • Second half featured three ties and seven lead changes • Senior **Tiffany Hudson** scored 11 points in the second half, including seven in the final three minutes.

GAME 15 • JAN. 13

Illinois State 94 • 14-1, 4-0

#	Player	Total			3-Ptr			Rebounds			PF	TP	A	TO	Blk	Stl	Min
		FG-FGA	FG-FGA	FT-FTA	FG-FGA	FG-FGA	FT-FTA	Off	Def	Tot							
40	Bracey, Ashleen	f	5-9	0-0	0-1	2	4	6	0	10	1	0	0	1	24		
31	Lewis, Nicole	c	5-7	0-0	2-2	2	5	7	3	12	2	0	1	1	20		
10	Cirone, Kristi	g	6-8	3-3	0-0	0	3	3	2	15	3	1	0	0	27		
20	Hudson, Tiffany	g	1-5	0-2	0-0	0	2	2	1	2	7	1	0	0	22		
32	Krick, Maggie	g	6-10	3-6	0-0	0	2	2	2	15	4	0	0	0	24		
03	Butler, Tamara	g	0-1	0-0	0-0	0	2	2	0	0	2	1	0	0	8		
04	Banks, Brea	g	2-4	0-1	0-0	2	2	4	0	4	0	0	0	0	9		
12	Sandstead, Ashley	g	2-3	2-3	2-2	1	0	1	0	8	0	1	0	2	5		
14	Clifton, Amanda	g	1-2	0-0	0-0	0	2	2	1	2	4	3	1	1	12		
21	Shelton, Kenyatta	g	1-2	0-0	0-0	0	2	2	4	2	1	0	0	0	13		
23	Calef, Danielle	g	2-3	0-0	1-2	0	0	0	0	5	0	0	0	0	5		
33	Jackson, Shala	g	5-7	1-2	1-2	0	3	3	2	12	1	2	0	1	15		
34	Singleton, Brooke	g	1-2	1-1	0-0	0	0	0	0	3	1	1	0	0	7		
42	Johnson, Lashawn	g	1-1	0-0	2-3	0	0	0	3	4	1	0	0	0	9		
Team						0	0	0									
Totals			38-64	10-18	8-12	7	27	34	18	94	27	10	2	6	200		

FG % 1st Half:	21-34	61.8%	2nd half:	17-30	56.7%	Game:	38-64	59.4%	Deadball Rebounds	2
3FG % 1st Half:	6-12	50.0%	2nd half:	4-6	66.7%	Game:	10-18	55.6%		
FT % 1st Half:	2-2	100.0%	2nd half:	6-10	60.0%	Game:	8-12	66.7%		

Bradley 61 • 6-8, 0-3

#	Player	Total			3-Ptr			Rebounds			PF	TP	A	TO	Blk	Stl	Min
		FG-FGA	FG-FGA	FT-FTA	FG-FGA	FG-FGA	FT-FTA	Off	Def	Tot							
13	Van Kirk, Jenny	f	4-6	0-1	0-0	3	1	4	1	8	1	0	0	0	25		
40	Krumwiede, Kelly	f	0-2	0-0	4-4	0	3	3	2	4	1	1	0	1	19		
14	Merriman, Rachel	g	2-7	1-3	3-4	0	3	3	4	8	3	2	0	1	27		
23	Flanagan, Devyn	g	2-5	1-2	0-1	1	0	1	1	5	2	2	0	0	29		
24	Johnson, Skye	g	3-8	0-0	0-0	0	3	3	0	6	4	3	0	2	25		
01	Nekmouche, Felicia	g	0-0	0-0	0-0	0	0	0	0	0	0	0	0	0	2		
03	Frenicks, Renee	g	0-1	0-1	4-5	0	1	1	0	4	2	0	0	1	17		
30	Rogers, Monica	g	7-13	0-0	4-4	2	5	7	3	18	1	3	0	0	26		
33	Klingler, Megan	g	1-3	0-0	0-0	0	2	2	2	2	0	2	1	0	9		
34	Taylor, Raisa	g	2-5	2-4	0-0	0	3	3	2	6	3	4	0	3	17		
35	Itavkase, Aseer	g	0-2	0-0	0-0	0	0	0	1	0	1	0	0	0	4		
Team						0	0	0									
Totals			21-52	4-11	15-18	6	21	27	16	61	18	17	1	8	200		

FG % 1st Half:	11-30	36.7%	2nd half:	10-22	45.5%	Game:	21-52	40.4%	Deadball Rebounds	1
3FG % 1st Half:	1-4	25.0%	2nd half:	3-7	42.9%	Game:	4-11	36.4%		
FT % 1st Half:	2-2	100.0%	2nd half:	13-16	81.3%	Game:	15-18	83.3%		

Officials: Randy Campbell, Erika Herriman, Kelly Hill
 Technical fouls: Illinois State-None. Bradley-None.
 Attendance: 3004

Score by periods	1st	2nd	Total
Illinois State	50	44	94
Bradley	25	36	61

	In	Off	2nd	Fast	Bench
Points					
ILS	38	19	13	22	40
BU	16	8	4	2	30

Last FG - ILS 2nd-00:37, BU 2nd-01:31.
 Largest lead - ILS by 36 2nd-04:40, BU None.

Score tied - 0 times.
 Lead changed - 0 times.

Redbirds set season-highs in points (94), field goals (38), field goal percentage (.594), three-point field goals (10) three-point field goal percentage (.556) and assists (27) • Second time this season five players scored in double-figures • ISU 50 points in the first half and 25-point halftime lead were both season-highs • Redbirds went on a 15-0 run in the second half to take a 20-point lead

GAME 14 • JAN. 10

Northern Iowa 53 • 5-8 (0-2 MVC)

#	Player	Total			3-Ptr			Rebounds			PF	TP	A	TO	Blk	Stl	Min
		FG-FGA	FG-FGA	FT-FTA	FG-FGA	FG-FGA	FT-FTA	Off	Def	Tot							
22	Wubbens, Danielle	f	2-5	0-1	1-1	2	1	3	2	5	0	3	0	1	32		
23	Ollendieck, Traci	f	2-5	1-3	0-0	0	3	3	3	5	0	2	1	0	27		
10	Kalin, Jacqui	g	7-12	0-1	4-4	0	1	1	0	18	1	3	0	0	35		
20	Boeck, Lizzie	g	1-8	0-0	0-0	1	2	3	4	2	0	2	0	0	22		
24	Clausen, Nicole	g	1-5	0-3	3-4	1	1	2	1	5	0	3	0	3	22		
13	Iehi, Kristin	g	2-5	1-2	1-2	1	1	2	3	6	2	2	0	0	19		
21	Mennen, Alexa																