



2007-08 REDBIRD BASKETBALL GAME NOTES

GAME 33

2008 NCAA WOMEN'S BASKETBALL CHAMPIONSHIP TOURNAMENT
MACKEY ARENA (14,123) • WEST LAFAYETTE, IND.
TV: ESPN 2 • RADIO: WJBC-AM 1230 • LIVE STATS: www.GoREDBIRDS.COM

2007-08 SCHEDULE (26-6, 13-5 MVC)

NOVEMBER

| | | |
|----|-------------------------|----------|
| 11 | at Eastern Illinois | W, 81-68 |
| 15 | GREEN BAY | W, 79-70 |
| 17 | vs. Tennessee-Martin ** | W, 70-60 |
| 18 | at South Florida ** | W, 82-57 |
| 25 | DEPAUL | L, 75-80 |
| 29 | LOYOLA | W, 82-51 |

DECEMBER

| | | |
|----|--------------------------|----------|
| 2 | at Eastern Michigan | W, 79-60 |
| 4 | at Ball State | W, 71-54 |
| 16 | at Miami (Ohio) | W, 82-69 |
| 19 | WESTERN ILLINOIS | W, 69-56 |
| 31 | NORTHERN ILLINOIS | W, 78-54 |

JANUARY

| | | |
|----|------------------------|-------------|
| 3 | at Evansville • | W, 75-67 |
| 5 | at Southern Illinois • | W, 82-78 |
| 10 | NORTHERN IOWA • | W, 74-53 |
| 13 | at Bradley • | W, 94-61 |
| 19 | INDIANA STATE • | W, 77-70 |
| 25 | at Missouri State • | W, 95-59 |
| 27 | at Wichita State • | W, 71-53 |
| 31 | DRAKE • | W, 88-84 OT |

FEBRUARY

| | | |
|----|-------------------------|-------------|
| 2 | CREIGHTON • | L, 71-75 |
| 7 | at Northern Iowa • | L, 62-64 |
| 10 | BRADLEY • | W, 79-46 |
| 15 | at Indiana State • | W, 91-56 |
| 21 | WICHITA STATE • | W, 77-57 |
| 24 | MISSOURI STATE • | W, 78-66 |
| 29 | at Creighton • | L, 77-80 OT |

MARCH

| | | |
|----|----------------------------|----------|
| 2 | at Drake • | L, 66-72 |
| 6 | SOUTHERN ILLINOIS • | L, 69-72 |
| 8 | EVANSVILLE • | W, 87-72 |
| 14 | vs. Southern Illinois *** | W, 77-65 |
| 15 | vs. Creighton *** | W, 68-60 |
| 16 | vs. Drake *** | W, 70-62 |
| 23 | vs. Oklahoma **** | 11 a.m. |

All times CST

Home games in **BOLD CAPS**

- Missouri Valley Conference game
- ** Best Western Roundball Classic (Tampa, Fla.)
- *** State Farm MVC Tournament (St. Charles, Mo.)
- **** NCAA Women's Basketball Championship Tournament (West Lafayette, Ind.)



OKLAHOMA CITY REGIONAL • WEST LAFAYETTE, IND.
MARCH 23 • 11 A.M.
#13 ILLINOIS STATE REDBIRDS (26-6, 13-5 MVC)
VS.
#4 OKLAHOMA SOONERS (21-8, 11-5 BIG 12)



FASTBREAK POINTS

- Illinois State is making its fifth NCAA Tournament appearance (1983, 1985, 1989, 2005, 2008). It is the 11th postseason appearance for the Redbirds.
- The Redbirds are 1-4 all-time in NCAA Tournament games.
- Illinois State won the 2008 State Farm Missouri valley Conference Tournament title. The Redbirds were the 15th top-seed to win the conference tournament crown.
- Illinois State was the home of the first national collegiate women's basketball tournament. Horton Field House, which used to serve as the home of ISU basketball, hosted the inaugural Association for Intercollegiate Athletics for Women (AIAW) Tournament in March, 1972. Immaculata defeated Westchester State, 52-48, in the championship game.

PLAYER TO WATCH

Ashleen Bracey - F



Ashleen Bracey was named to the All-MVC Tournament team after averaging 13.0 ppg and 12.3 rpg in the conference championship tournament.

Bracey recorded identical double-doubles of 14 points

and a career-high 16 rebounds in the semifinals and championship game. Her 16 rebounds in both games and 12 offensive rebounds against Creighton were ISU single-game conference tournament records. She set the Valley Tournament record for total rebounds (37).

TALE OF THE TAPE

| | | |
|-------|----------------|-------|
| | VS. | |
| 21-8 | W-L | 26-6 |
| 72.9 | PPG | 77.4 |
| 62.0 | OPP. PPG | 64.1 |
| +10.9 | SCORING MARGIN | +13.3 |
| .452 | FG% | .468 |
| .376 | OPP. FG% | .397 |
| .277 | 3-PT. FG% | .363 |
| .308 | OPP. 3-PT FG% | .337 |
| .647 | FT% | .740 |
| .684 | OPP. FT% | .694 |
| 45.2 | RPG | 39.8 |
| 33.0 | OPP. RPG | 33.8 |
| +12.2 | REBOUND MARGIN | +6.1 |
| 15.4 | APG | 17.7 |
| 18.4 | TOPG | 13.4 |
| -0.4 | TO MARGIN | +2.1 |
| 6.0 | BPG | 3.8 |
| 10.2 | SPG | 7.1 |

THE STARTING FIVE

| C - NICOLLE LEWIS | F - ASHLEEN BRACEY | G - MAGGIE KRICK | G - TIFFANY HUDSON | G - KRISTI CIRONE |
|-------------------|--------------------|------------------|--------------------|-------------------|
| | | | | |
| 31 | 40 | 32 | 20 | 10 |
| PPG 9.6 | PPG 10.2 | PPG 12.7 | PPG 9.0 | PPG 16.6 |
| FG % .502 | FG % .566 | FG % .446 | FG % .413 | FG % .487 |
| 3-PT FG % .000 | 3-PT FG % .000 | 3-PT FG % .363 | 3-PT FG % .311 | 3-PT FG % .396 |
| FT % .833 | FT % .685 | FT % .783 | FT % .775 | FT % .797 |
| RPG 5.3 | RPG 7.8 | RPG 4.1 | RPG 2.5 | RPG 3.4 |
| APG 0.7 | APG 0.8 | APG 3.2 | APG 3.3 | APG 5.3 |
| BPG 1.3 | BPG 0.5 | BPG 0.3 | BPG 0.1 | BPG 0.3 |
| SPG 0.4 | SPG 0.9 | SPG 1.0 | SPG 0.7 | SPG 2.5 |
| MPG 23.1 | MPG 27.6 | MPG 29.3 | MPG 26.0 | MPG 33.9 |

2007-08/CAREER SUPERLATIVES

GAMES PLAYED/STARTS

| | 2007-08 | CAREER | CONSEC. STARTS |
|------------------|---------|--------|----------------|
| Brea Banks | 28/0 | 66/1 | --- |
| Ashleen Bracey | 32/32 | 48/32 | 32 |
| Tamara Butler | 15/0 | 39/0 | --- |
| Danielle Calef | 16/0 | 16/0 | --- |
| Kristi Cirone | 32/32 | 93/93 | 93 |
| Amanda Clifton | 31/0 | 31/0 | --- |
| Tiffany Hudson | 32/25 | 124/58 | 4 |
| Shala Jackson | 32/7 | 32/7 | --- |
| Lashawn Johnson | 31/0 | 119/34 | --- |
| Maggie Krick | 32/32 | 65/62 | 39 |
| Nicolle Lewis | 32/32 | 73/62 | 50 |
| Ashley Sandstead | 14/0 | 80/14 | --- |
| Kenyatta Shelton | 27/0 | 53/17 | --- |
| Brooke Singleton | 20/0 | 50/0 | --- |

DOUBLE-DIGIT GAMES

| | 2007-08 | CAREER |
|------------------|---------|--------|
| Points | | |
| Brea Banks | 1 | 1 |
| Ashleen Bracey | 18 | 18 |
| Kristi Cirone | 28 | 82 |
| Tiffany Hudson | 13 | 27 |
| Shala Jackson | 11 | 11 |
| Lashawn Johnson | 1 | 11 |
| Maggie Krick | 19 | 27 |
| Nicolle Lewis | 17 | 32 |
| Ashley Sandstead | 0 | 10 |
| Kenyatta Shelton | 1 | 13 |
| Brooke Singleton | 0 | 1 |

Rebounds

| | | |
|------------------|---|----|
| Ashleen Bracey | 9 | 10 |
| Shala Jackson | 1 | 1 |
| Lashawn Johnson | 7 | 9 |
| Nicolle Lewis | 3 | 4 |
| Kenyatta Shelton | 8 | 8 |

Assists

| | | |
|---------------|---|---|
| Kristi Cirone | 2 | 6 |
|---------------|---|---|

20+ POINTS

| | 2007-08 | CAREER |
|------------------|---------|--------|
| Ashleen Bracey | 1 | 1 |
| Kristi Cirone | 9 | 24 |
| Tiffany Hudson | 2 | 2 |
| Shala Jackson | 1 | 1 |
| Maggie Krick | 4 | 5 |
| Nicolle Lewis | 3 | 5 |
| Kenyatta Shelton | 0 | 1 |

8+ REBOUNDS

| | 2007-08 | CAREER |
|------------------|---------|--------|
| Ashleen Bracey | 15 | 16 |
| Shala Jackson | 2 | 2 |
| Lashawn Johnson | 0 | 19 |
| Maggie Krick | 3 | 4 |
| Nicolle Lewis | 8 | 13 |
| Kenyatta Shelton | 6 | 19 |

5+ ASSISTS

| | 2007-08 | CAREER |
|------------------|---------|--------|
| Ashleen Bracey | 2 | 2 |
| Kristi Cirone | 18 | 48 |
| Tiffany Hudson | 8 | 22 |
| Lashawn Johnson | 0 | 1 |
| Maggie Krick | 6 | 9 |
| Brooke Singleton | 1 | 1 |

3+ BLOCKS

| | 2007-08 | CAREER |
|------------------|---------|--------|
| Ashleen Bracey | 1 | 1 |
| Lashawn Johnson | 0 | 1 |
| Maggie Krick | 0 | 1 |
| Nicolle Lewis | 5 | 18 |
| Kenyatta Shelton | 2 | 3 |

3+ STEALS

| | 2006-07 | CAREER |
|-----------------|---------|--------|
| Ashleen Bracey | 2 | 2 |
| Tamara Butler | 0 | 1 |
| Kristi Cirone | 14 | 24 |
| Tiffany Hudson | 2 | 5 |
| Shala Jackson | 4 | 4 |
| Lashawn Johnson | 1 | 1 |
| Maggie Krick | 4 | 5 |

REDBIRDS IN THE NCAA TOURNAMENT

Illinois State is making its fifth trip to the NCAA Tournament. The 'Birds are 1-4 in the Big Dance, with its only win coming in 1989. All four teams that the Redbirds have lost to have advanced to the regional final, including Louisiana Tech, the national runner-up in 1983, and Baylor, the 2005 National Champion. ISU's No. 13 seed this season is its highest since the field expanded to 64 teams in 1994. ISU has never won consecutive postseason games.

FAMILIAR FOES IN THE FIELD OF 64

Two of the teams that Illinois State played in the regular season also made the NCAA Tournament field. Miami (Ohio) won the Mid-American Conference Tournament championship to earn its first-ever bid to the NCAA Tournament. The RedHawks (23-10) are seeded 13th in the Greensboro Region and face fourth-seeded Louisville (24-9) in the first round on Sunday in Bridgeport, Conn. DePaul (20-11) received an at-large bid and is also in the Greensboro Region. The 10th-seeded Blue Demons take on seventh-seeded Marist on Saturday in Baton Rouge, La.

THE ILLINOIS STATE-OKLAHOMA SERIES

Illinois State and Oklahoma have met twice in women's basketball, with the Sooners claiming both matchups. The postseason was the setting of the first matchup, a 67-65 Oklahoma victory in the WNIT. The next meeting came in the opening round of the George Washington Classic in 1993. Oklahoma won that game, 69-56. Oklahoma is one of eight teams that Illinois State has played more than once and never beaten.

REDBIRDS WIN 2008 STATE FARM MVC TOURNAMENT

For the second time-ever, Illinois State won the State Farm Missouri Valley Conference Women's Basketball Tournament. The Redbirds averaged 71.2 ppg and outscored their opponents by an average of 9.3 ppg over the three-game stretch. It was ISU's fourth conference tournament title after winning the MVC Tournament title in 2005 and Gateway Conference Tournament crowns in 1983 and 1989. The Redbirds became the 15th top-seeded team in the 24-year history of the Valley Tournament to win the championship.

TRIO OF REDBIRDS ON ALL-VALLEY TOURNAMENT TEAM

For their performances during the MVC Tournament, junior guard **Kristi Cirone**, sophomore forward **Ashleen Bracey** and sophomore guard **Maggie Krick** were named to the all-tournament team. Cirone was the tournament's MVP after averaging 18.7 ppg, including a season-high tying 27 points against Southern Illinois. Bracey set the MVC Tournament record with 37 rebounds in the three games and posted back-to-back 14-point, 16-rebound double-doubles. Krick averaged 14.3 ppg.

CIRONE WINS SECOND-CONSECUTIVE JACKIE STILES MVC PLAYER OF THE YEAR AWARD

Junior guard **Kristi Cirone** joined an exclusive group when she was named the Jackie Stiles MVC Player of the Year on Thursday. Cirone became the fourth player in the history of the Valley to win consecutive player of the year awards. Wanda Ford (Drake) achieved the feat in 1985-86, Jackie Stiles (Missouri State) won the award three times from 1999-2001 and Christy Neneman (Creighton) was player of the year from 2002-03. Cirone and Stiles are the only players to be named freshman of the year and win player of the year as sophomores and juniors.

CIRONE, JACKSON AND KRICK EARN ALL-VALLEY RECOGNITION

The All-Missouri Valley Conference teams were announced by the league office on Tuesday, March 12, and junior guard **Kristi Cirone**, sophomore guard **Maggie Krick** and freshman guard **Shala Jackson** were among the players honored. For the second-consecutive year, Cirone was named to the All-Valley First Team and All-Defensive Team. Krick received her first conference honor as an honorable mention selection and Jackson was named to the All-Valley Freshman Team.

THREE REDBIRDS RECEIVE MVC SCHOLAR-ATHLETE HONORS

Three Illinois State players received 2008 Missouri Valley Conference Scholar-Athlete recognition, as announced by the league office Tuesday, March 11. Junior guard **Kristi Cirone** was named to the first team, sophomore guard **Maggie Krick** was named to the second team and sophomore forward **Ashleen Bracey** was an honorable mention selection. Cirone was a second-team honoree last season and she and Krick were both CoSIDA/ESPN The Magazine All-Academic District V selections earlier this season.

REDBIRDS CLINCH SHARE OF MVC REGULAR SEASON TITLE

Illinois State, Drake and Evansville all tied for the 2008 Missouri Valley Conference regular-season championship with 13-5 conference records. The Redbirds defeated Evansville, 87-72, in the final game of the year to tie the Purple Aces, and Drake kept pace with a 53-51 win over Wichita State. ISU claimed a piece of its fourth regular season conference crown. It is the fifth tie in the regular-season race in the history of the MVC; the third featuring three teams. Illinois State has been a part of all three three-way ties. In 1987-88, ISU tied Eastern Illinois and Indiana State with 14-4 marks and in 1988-89, the Redbirds (14-4) shared the title with Southern Illinois and Missouri State.



REDBIRDS IN NCAA TOURNAMENT

Illinois State's all-time seeds in the NCAA Tournament:

| Year | Record** | Seed | Region | Finish |
|------|----------|------|---------------|-----------|
| 1983 | 20-9 | 6 | Midwest | 1st Round |
| 1985 | 23-5 | 8 | Midwest | 1st Round |
| 1989 | 22-7 | 7 | Midwest | 2nd Round |
| 2005 | 13-17 | 15 | Tempe | 1st Round |
| 2006 | 26-6 | 13 | Oklahoma City | --- |

* NCAA Tournament field was 32 teams from 1982-85, 40 teams from 1986-88, 48 teams from 1989-93 and 64 teams 1994-present. 2005 was the first year that the regions were renamed to reflect the regional final location as opposed to geographic location.

** Regular season record.

REDBIRDS IN NCAA RANKINGS

TEAM **

| Category | Rank | Stat |
|-----------------------|------|------|
| Winning Percentage | T-23 | .793 |
| Scoring Offense | 6 | 77.4 |
| Scoring Defense | 173 | 64.1 |
| Scoring Margin | 18 | 13.3 |
| FG Percentage | 6 | .468 |
| FG Percentage Defense | 156 | .397 |
| 3-Pt. FG/Game | 75 | 5.9 |
| 3-Pt. FG Percentage | 29 | .363 |
| Free Throw Percentage | 46 | .740 |
| Rebound Margin | 29 | 6.1 |
| Assists/Game | 5 | 17.7 |
| Turnovers/Game | 7 | 13.4 |
| Assist/Turnover Ratio | 3 | 1.32 |
| Blocks/Game | 89 | 3.8 |
| Steals/Game | 254 | 7.1 |

INDIVIDUAL ***

| Category | Name | Rank | Stat |
|-----------------------|----------------|------|------|
| Scoring | Kristi Cirone | 80 | 16.6 |
| Field Goal Percentage | Kristi Cirone | 89 | .487 |
| Free Throw percentage | Kristi Cirone | 100 | .798 |
| Assists/Game | Kristi Cirone | 31 | 5.3 |
| Assist/Turnover Ratio | Kristi Cirone | 1 | 3.00 |
| | Tiffany Hudson | 15 | 2.04 |
| | Maggie Krick | 38 | 1.84 |
| Steals/game | Kristi Cirone | 69 | 2.5 |

* Rankings as of 3/17/08.

** All 326 teams ranked in team categories.

*** 100 players ranked in individual categories.

BEST OF THE BEST

The best winning percentages in Division I (as of 3/9):

| Team | Record | Pct. |
|---------------------------|-------------|-------------|
| 1. Connecticut | 32-1 | .970 |
| 2. Marist | 31-2 | .939 |
| 3. North Carolina | 30-2 | .938 |
| Tennessee | 30-2 | .938 |
| 5. Maryland | 30-3 | .909 |
| Stanford | 30-3 | .909 |
| 7. Chattanooga | 29-3 | .906 |
| 8. Liberty | 28-3 | .903 |
| 9. UTEP | 27-3 | .900 |
| 10. Old Dominion | 29-4 | .879 |
| 11. Utah | 27-4 | .871 |
| 12. LSU | 27-5 | .844 |
| Hartford | 27-5 | .844 |
| 14. Green Bay | 26-5 | .839 |
| 15. Quinnipiac | 25-5 | .833 |
| 16. Illinois State | 26-6 | .813 |
| California | 26-6 | .813 |
| 18. George Washington | 25-6 | .806 |
| Montana | 25-6 | .806 |
| 20. Baylor | 24-6 | .800 |
| Rutgers | 24-6 | .800 |
| Wyoming | 24-6 | .800 |

JUST WIN, BABY!

The record speaks for itself: 26-6. The Redbirds' 26 wins this season are the second-most all-time and they reached the 20-win plateau in 23 games, the fastest any ISU team ever has. The 'Birds are just two wins shy of tying the school record set in 1980-81.

CLOSE SHAVES

None of Illinois State's six losses this season have been by more than six points. The Redbirds have lost all of their games by an average of 3.8 points and four have come by less than three points. The biggest difference between Redbird wins and losses is the offensive output. ISU is averaging 79.7 ppg in its 22 wins and just 70.0 ppg in its six losses. Illinois State has failed to score 70 points just five times this season and three of those games have been losses.

'BIRDS RANK AMONG VALLEY'S BEST

Illinois State finished the regular season ranked first in the Valley in nine categories, the most of any Valley team. As a team, ISU led the conference in scoring offense (78.0 ppg), scoring margin (+13.7 ppg), field goal percentage (.474), three-point field goal percentage (.367), rebounding defense (33.6 rpg), rebounding margin (+6.2), defensive rebounds (27.5 rpg), assists (18.4 apg) and assist-to-turnover ratio (1.33). The Redbirds led the Valley in all of those categories, except rebounding defense and margin, in conference game as well. ISU's lead in scoring offense was its most commanding as the 'Birds were one of only two teams to average 70 ppg this season and were well ahead of second-place Evansville (70.9). Illinois State snapped a three-year streak by Indiana State as the top-scoring team in the conference.

LET'S NOT FORGET THE INDIVIDUAL EFFORTS

As much as the Redbirds dominated the team Valley team statistics, ISU had several individuals turn in spectacular years as well. Junior guard **Kristi Cirone** led the conference in assists (5.6 apg) and assist-to-turnover ratio (2.31), while finishing second in scoring (16.3 ppg) and steals (2.6 spg). Sophomore forward **Ashleen Bracey** led the Valley in field goal percentage (.571) and was third in rebounding (7.3 rpg), fourth in defensive rebounds (4.8 rpg) and fifth in offensive rebounds (2.5 rpg). Sophomore center **Niccole Lewis** came in third in blocks (1.4 bpg) and field goal percentage (.523) and fifth in free throw percentage (.833).

THIRD TIME'S THE CHARM

Junior guard **Kristi Cirone** earned her third Missouri Valley Conference Player of the Week award Monday, Feb. 25. Cirone and Drake forward Jill Martin are the only players to collect at least three conference awards this season. She now has six MVC Player of the Week awards in her career, putting her in a tie with Shyla McKibbin (Evansville) and Tricia Wakeley (Drake) for the fourth-most all-time. ISU won four MVC Player of the Week awards this season, second only to Drake's five. Cirone has also been named the Prairie Farms/MVC Scholar-Athlete of the Week each time she has won player of the week.

CIRONE ENTERS TOP-10 IN ISU SCORING

Junior guard **Kristi Cirone** entered ISU's game against Missouri State needing only nine points to tie Marla Maupin for 10th place on the Illinois State all-time scoring list. She didn't let the suspense hang around for long, making three three-pointers and a free throw in the first six minutes of the game to collect 10 points and move past Maupin for the No. 10 spot. Cirone finished the night with a team-high 21 points and is currently in seventh place with 1,460 career points, with Caryn Brune (1,474) next in her sights.

THE FIRST OF MANY

Junior guard **Kristi Cirone** made a pair of free throws against Drake in the MVC Tournament championship game to pull the Redbirds within two points, 30-28, with 2:55 left in the first half. The shots carried more significance than that, as they made Cirone the Illinois State all-time leader in free throws. Cirone surpassed Katie Donovan (362) and currently has 366 free throws in her career. She is one of only three players with more than 300 makes from the charity stripe. Cirone's perch atop the all-time free throw list shouldn't be the only category she leads by the end of her career as she ranks in the top-10 in 12 other categories.

THREE-COLA!!!

One of the keys to Illinois State's success this season has been the Redbirds' ability to shoot from long range. The Redbirds lead the Valley and rank 29th in the nation in three-point field goal percentage (.363). The 'Birds have made 189 three-pointers this season, the fourth-best total in school history. All of the top-five seasons in three-point field goals in ISU history have been accumulated during **Robin Pingeton's** time as head coach. Junior guard **Kristi Cirone** and sophomore guard **Maggie Krick** lead the way for ISU with 61 and 49 triples, respectively, career-high marks for both players. Both totals rank in the top-12 on the ISU single-season list. Cirone has made multiple threes 15 times this season and Krick has done so on 11 occasions.



THROUGH THE YEARS

Illinois State's record through 32 games under

Robin Pingeton:

| | | |
|---------------|-------|---|
| 2003-04 | 16-13 | * |
| 2004-05 | 13-18 | * |
| 2005-06 | 12-16 | * |
| 2006-07 | 22-10 | |
| 2007-08 | 26-6 | |

* Season did not last 32 games

DOUBLE YOUR PLEASURE

ISU season and career double-doubles:

| Player | 2007-08 | Career |
|------------------|---------|--------|
| Ashleen Bracey | 5 | 5 |
| Kristi Cirone | 0 | 3 |
| Nicolle Lewis | 2 | 3 |
| Kenyatta Shelton | 0 | 6 |

TAKING CHARGE

Charges taken by Illinois State players:

| | |
|----------------------|----|
| Ashleen Bracey | 15 |
| Kristi Cirone | 11 |
| Shala Jackson | 1 |
| Lashawn Johnson..... | 7 |
| Nicolle Lewis..... | 3 |

ACTIVE CAREER LEADERS

| | | |
|--------------------|-------|-----------------|
| Points | 1,460 | Kristi Cirone |
| Rebounds | 507 | Lashawn Johnson |
| Offensive Rebounds | 144 | Lashawn Johnson |
| Defensive Rebounds | 363 | Lashawn Johnson |
| Assists | 474 | Kristi Cirone |
| Blocks | 111 | Nicolle Lewis |
| Steals | 182 | Kristi Cirone |
| FG % | .547 | Ashleen Bracey |
| 3-PT FG % | .400 | Shala Jackson |
| FT % | .789 | Kristi Cirone |

REDBIRDS IN THE POLLS

| | Associated Press | ESPN/USA Today |
|-----------|------------------|----------------|
| Preseason | NR | NR |
| 11/12 | NR | NR |
| 11/19 | ARV (7) | NR |
| 11/26 | ARV (5) | NR |
| 12/3 | ARV (6) | NR |
| 12/10 | ARV (7) | NR |
| 12/17 | ARV (10) | NR |
| 12/24 | ARV (16) | ARV (1) |
| 1/2 | ARV (13) | ARV (1) |
| 1/7 | ARV (16) | ARV (3) |
| 1/14 | ARV (26) | ARV (12) |
| 1/21 | ARV (53) | ARV (36) |
| 1/28 | 24 (84) | ARV (55) |
| 2/4 | ARV (53) | ARV (24) |
| 2/11 | ARV (11) | ARV (10) |
| 2/18 | ARV (3) | ARV (13) |
| 2/25 | ARV (3) | ARV (11) |
| 3/3 | ARV (1) | ARV (5) |
| 3/10 | NR | NR |
| 3/17 | ARV (7) | NR |

ISU VS. THE FIELD

Illinois State's all-time records against the other teams in West Lafayette:

| | |
|--------------------|-----|
| Notre Dame | 1-2 |
| Oklahoma | 0-2 |
| Oral Roberts | 0-0 |
| Purdue | 5-3 |
| SMU | 0-0 |
| Tennessee | 1-2 |
| Utah | 1-0 |

A KEEN OFFENSIVE PROWESS

While some may say defense wins championships, Illinois State's offense has guided the team to one of the best seasons in school history. The Redbirds have the sixth-best scoring offense (77.4 ppg) and field goal percentage (.468) in the nation. The Redbirds have eclipsed 70 points 27 times this year, including three 90-point and seven 80-point contests, and have won by double-digit margins 19 times. The Redbirds have scored the third-most points (2,476) in school history and their scoring average (77.4) is the second-best.

CIRONE NAMED FINAL NOMINEE FOR THE NANCY LIBERMAN AWARD

Having already made her mark in the Valley in her first two seasons, junior guard **Kristi Cirone** has emerged as one of the elite point guards in the nation this season. She is a final nominee for the Nancy Lieberman Award, given to the nation's top-point guard. Once a part of a field of 26 players, Cirone is now among nine finalists, including Matee Ajavon (Rutgers), Kimberley Beck (George Washington), Shannon Bobbitt (Tennessee), Leilani Mitchell (Utah), Renee Montgomery (Connecticut), Andrea Riley (Oklahoma State), Kristi Toliver (Maryland) and Erica White (LSU). Four finalists will be announced prior to the Final Four and the winner will be announced during Final Four weekend. Cirone leads the nation in assist-to-turnover ratio (3.00) and is 31st in the country in assists per game (5.3).

SETTING 'EM UP..

The Redbirds know how to handle and distribute the basketball. ISU is ranked fifth in the nation in assists per game (17.7) and seventh in turnovers per game (13.4). Those stats combined create the third-best assist-to-turnover ratio in the country (1.32). ISU has recorded 15 or more assists in 24 games this season, including 10 games with more than 20 helpers. Only one this season have the Redbirds recorded single-digit assists. Junior guard **Kristi Cirone** leads the way for the 'Birds, ranking 31st in the nation in assists per game (5.3) and first in assist-to-turnover ratio (3.00), while leading the Valley in both categories. Senior guard **Tiffany Hudson** is 15th in the nation in assist-to-turnover ratio (2.18) and sophomore guard **Maggie Krick** is 38th (1.84). They are the only trio of teammates in the top-100.

... AND KNOCKING EM DOWN

Illinois State has the sixth-best scoring offense in the nation (77.4 ppg) and ranks sixth in the nation in field goal percentage (.468). The top-offensive team in the Valley, ISU had five players in the top-30 in scoring and four in the top-15 in field goal percentage, more than any other Valley team. Sophomore forward **Ashleen Bracey** and sophomore center **Nicolle Lewis** ranked in the top-three in the Valley in field goal percentage.

CREIGHTON SNAPS ISU WINNING STREAK

With the 75-71 loss to Creighton on Feb. 2, ISU had its winning streak snapped at 14 games. The streak was the second-longest in program history, behind the 1983-84 team's 16-consecutive wins, and at the time it was ended, was the second-longest in the nation. It was the 12th-longest winning streak in Division I this season.

REDBIRDS BREAK INTO ASSOCIATED PRESS TOP-25

After receiving votes in the Associated Press poll for 10-consecutive weeks, Illinois State broke into the top-25 Monday, Jan. 28. The Redbirds were 24th in the nation with 84 votes in the poll, five votes ahead of 25th-ranked Texas and 78 votes behind 23rd-ranked DePaul. It was the eighth week all-time that ISU has been ranked in the AP poll and the first time since Dec. 12, 1988. ISU has received votes in the AP poll for 17 weeks this season, including a streak of 16-consecutive.

GETTING OFF ON THE RIGHT FOOT

Illinois State posted a 10-1 record in non-conference play this season, setting the Illinois State and Missouri Valley Conference records for non-conference wins. The Redbirds reached 10 wins faster than any other team in the history of the school (the fastest team to 10 wins under **Robin Pingeton** was the 2006-07 squad, which did it in 14 games). The 'Birds reached those milestones in commanding fashion: scoring 70 points in all but one game, including the first nine-consecutive, and outscoring their opponents by an average of 13.8 points per game. ISU's winning ways continued into conference play as the Redbirds won their first eight conference games to start the season 18-1, the best start in school history.

REDBIRDS TABBED SECOND IN MVC PRESEASON POLL

In the 2007-08 Missouri Valley Conference preseason poll, the Illinois State Redbirds were projected to finish in second place. The Redbirds received 342 votes, including 12 first-place votes. The second place pick was the highest the Redbirds have been projected since 1989-90 and the 12 first place votes were their most ever.



MVC STANDINGS

| TEAM | MVC | PCT. | OVERALL | PCT. |
|--------------------------|------|------|---------|------|
| 1. <i>Illinois State</i> | 13-5 | .722 | 26-6 | .812 |
| Evansville | 13-5 | .722 | 20-11 | .645 |
| Drake | 13-5 | .722 | 22-10 | .688 |
| 4. Creighton | 12-6 | .667 | 20-11 | .645 |
| 5. Missouri State | 9-9 | .500 | 11-19 | .367 |
| 6. Indiana State | 8-10 | .444 | 14-15 | .483 |
| Northern Iowa | 8-10 | .444 | 13-18 | .419 |
| 8. Bradley | 6-12 | .333 | 12-18 | .400 |
| 9. Southern Illinois | 5-13 | .278 | 10-20 | .333 |
| 10. Wichita State | 3-15 | .167 | 9-22 | .290 |

*As of games on 3/16/08

MVC PRESEASON POLL

| TEAM | POINTS |
|--------------------------|--------|
| 1. Drake (24) | 348 |
| 2. Illinois State (12) | 342 |
| 3. Indiana State | 289 |
| 4. Evansville (1) | 288 |
| 5. Southern Illinois (1) | 233 |
| 6. Creighton (1) | 223 |
| 7. Missouri State | 136 |
| 8. Northern Iowa | 113 |
| 9. Wichita State | 95 |
| 10. Bradley | 78 |

MVC RPI RANKINGS

| TEAM | RPI |
|-------------------|-----|
| Bradley | 193 |
| Creighton | 72 |
| Drake | 61 |
| Evansville | 79 |
| Illinois State | 44 |
| Indiana State | 131 |
| Missouri State | 163 |
| Northern Iowa | 188 |
| Southern Illinois | 210 |
| Wichita State | 227 |

NCAA RPI Rankings (3/16/08)

MVC IN THE POSTSEASON

| NCAA TOURNAMENT | | |
|-----------------|---|---------|
| 3/23 | Illinois State vs. Oklahoma (West Lafayette, Ind.) | 11 a.m. |
| WNIT | | |
| 3/20 | Creighton at South Dakota State (Brookings, S.D.) | TBA |
| 3/20 | SE Missouri State at Evansville (Evansville, Ind.) | TBA |
| 3/22 | Green Bay at Drake (Des Moines, Iowa) | TBA |

MVC RANKINGS-TEAM

**** All Games ****

| | |
|-----------------------------------|-------|
| SCORING OFFENSE * | |
| 1st | 78.0 |
| SCORING DEFENSE * | |
| 3rd | 64.3 |
| SCORING MARGIN | |
| 1st | +13.7 |
| FG PERCENTAGE | |
| 1st | .474 |
| FG PERCENTAGE DEFENSE | |
| 3rd | .398 |
| 3-PT FG PERCENTAGE | |
| 1st | .367 |
| 3-PT FG PERCENTAGE DEFENSE | |
| 7th | .338 |
| FREE THROW PERCENTAGE | |
| 4th | .742 |
| REBOUNDING OFFENSE * | |
| 3rd | 39.7 |
| REBOUNDING DEFENSE * | |
| 1st | 33.6 |
| REBOUNDING MARGIN | |
| 1st | +6.2 |
| OFFENSIVE REBOUNDS * | |
| 6th | 12.3 |
| DEFENSIVE REBOUNDS * | |
| 1st | 27.5 |
| ASSISTS * | |
| 1st | 18.4 |
| ASSIST/TURNOVER RATIO | |
| 1st | 1.33 |
| TURNOVER MARGIN | |
| 4th | +1.9 |
| BLOCKS * | |
| 2nd | 3.5 |
| STEALS * | |
| 7th | 7.2 |
| ** Valley Games ** | |
| SCORING OFFENSE * | |
| 1st | 78.5 |
| SCORING DEFENSE * | |
| 4th | 65.8 |
| SCORING MARGIN | |
| 1st | +12.7 |
| FG PERCENTAGE | |
| 1st | .470 |
| FG PERCENTAGE DEFENSE | |
| 4th | .402 |
| 3-PT FG PERCENTAGE | |
| 1st | .369 |
| 3-PT FG PERCENTAGE DEFENSE | |
| 6th | .333 |
| FREE THROW PERCENTAGE | |
| 2nd | .763 |
| REBOUNDING OFFENSE * | |
| 2nd | 40.2 |
| REBOUNDING DEFENSE * | |
| 1st | 33.3 |
| REBOUNDING MARGIN | |
| 2nd | +6.9 |
| OFFENSIVE REBOUNDS * | |
| 4th | 12.2 |
| DEFENSIVE REBOUNDS * | |
| 2nd | 28.1 |
| ASSISTS * | |
| 1st | 17.5 |
| ASSIST/TURNOVER RATIO | |
| 1st | 1.29 |
| TURNOVER MARGIN | |
| 5th | +0.8 |
| BLOCKS * | |
| T-2nd | 3.8 |
| STEALS * | |
| 4th | 7.4 |

*-Ranked based on per game average

**-As of games on 3/8/08

MVC RANKINGS-INDIVIDUAL

**** All Games ****

| | |
|------------------------------|------|
| SCORING * | |
| 2. Kristi Cirone | 16.3 |
| 12. Maggie Krick | 12.6 |
| T-19. Nicolle Lewis | 10.6 |
| 24. Ashleen Bracey | 9.9 |
| 29. Tiffany Hudson | 8.9 |
| FIELD GOAL PERCENTAGE | |
| 1. Ashleen Bracey | .571 |
| 3. Nicolle Lewis | .523 |
| 5. Kristi Cirone | .491 |
| 9. Maggie Krick | .462 |
| 3-PT FG PERCENTAGE | |
| 4. Kristi Cirone | .400 |
| 9. Maggie Krick | .365 |
| FREE THROW PERCENTAGE | |
| 5. Nicolle Lewis | .833 |
| 11. Kristi Cirone | .796 |
| REBOUNDING * | |
| 3. Ashleen Bracey | 7.6 |
| 19. Nicolle Lewis | 5.1 |
| OFFENSIVE REBOUNDS * | |
| 5. Ashleen Bracey | 2.5 |
| DEFENSIVE REBOUNDS * | |
| 4. Ashleen Bracey | 4.8 |
| T-14. Nicolle Lewis | 3.8 |
| ASSISTS * | |
| 1. Kristi Cirone | 5.6 |
| 8. Tiffany Hudson | 3.4 |
| 10. Maggie Krick | 3.2 |
| ASSIST/TURNOVER RATIO | |
| 1. Kristi Cirone | 3.04 |
| 2. Tiffany Hudson | 2.06 |
| 3. Maggie Krick | 1.86 |
| BLOCKS * | |
| 3. Nicolle Lewis | 1.4 |
| 10. Kenyatta Shelton | 0.7 |
| STEALS * | |
| 2. Kristi Cirone | 2.6 |
| ** Valley Games ** | |
| SCORING * | |
| 2. Kristi Cirone | 17.3 |
| 13. Maggie Krick | 12.7 |
| 15. Nicolle Lewis | 12.3 |
| 23. Ashleen Bracey | 9.7 |
| FIELD GOAL PERCENTAGE | |
| 1. Ashleen Bracey | .569 |
| 5. Nicolle Lewis | .516 |
| 6. Kristi Cirone | .514 |
| 14. Maggie Krick | .453 |
| 3-PT FG PERCENTAGE | |
| 4. Kristi Cirone | .420 |
| 15. Maggie Krick | .360 |
| FREE THROW PERCENTAGE | |
| 3. Nicolle Lewis | .867 |
| 8. Kristi Cirone | .806 |
| 9. Tiffany Hudson | .792 |
| REBOUNDING * | |
| 8. Ashleen Bracey | 6.8 |
| 11. Nicolle Lewis | 6.4 |
| 18. Shala Jackson | 5.4 |
| OFFENSIVE REBOUNDS * | |
| T-6. Ashleen Bracey | 2.5 |
| T-13. Kenyatta Shelton | 2.1 |
| DEFENSIVE REBOUNDS * | |
| 7. Nicolle Lewis | 4.6 |
| 11. Ashleen Bracey | 4.3 |
| ASSISTS * | |
| 2. Kristi Cirone | 4.6 |
| 8. Tiffany Hudson | 3.5 |
| T-12. Maggie Krick | 3.1 |
| ASSIST/TURNOVER RATIO | |
| 1. Kristi Cirone | 3.07 |
| 2. Tiffany Hudson | 2.25 |
| 3. Maggie Krick | 2.04 |
| BLOCKS * | |
| 2. Nicolle Lewis | 1.6 |
| T-12. Kenyatta Shelton | 0.7 |
| STEALS * | |
| 1. Kristi Cirone | 3.1 |



| REDBIRDS WHEN... | |
|--|------|
| At home | 11-3 |
| On the road | 11-3 |
| At neutral site | 4-0 |
| Leading at half | 20-3 |
| Trailing at half | 5-3 |
| Tied at half | 1-0 |
| In overtime | 1-1 |
| Coming off a win | 22-3 |
| Coming off a loss | 3-3 |
| ISU scores first | 23-4 |
| Opponent scores first | 3-2 |
| In 1-4 point games | 2-4 |
| In 5-9 point games | 5-2 |
| In 10-14 point games | 6-0 |
| In 15+ point games | 13-0 |
| Leading with 5 minutes left in regulation | 25-2 |
| Trailing with 5 minutes left in regulation | 1-4 |
| Tied with 5 minutes left in regulation | 0-0 |
| Scoring less than 50 points | 0-0 |
| Scoring 50-59 points | 0-0 |
| Scoring 60-69 points | 2-3 |
| Scoring 70-79 points | 14-3 |
| Scoring 80-89 points | 7-0 |
| Scoring 90-99 points | 3-0 |
| Scoring 100 + points | 0-0 |
| Allowing less than 50 points | 1-0 |
| Allowing 50-59 points | 10-0 |
| Allowing 60-69 points | 10-1 |
| Allowing 70-79 points | 4-3 |
| Allowing 80-89 points | 1-2 |
| Allowing 90-99 points | 0-0 |
| Allowing 100 + points | 0-0 |
| Better than 50% FG | 10-1 |
| Less than 50% FG | 16-5 |
| Opponent better than 50% FG | 3-2 |
| Opponent less than 50% FG | 23-4 |
| Outshooting opponent | 21-1 |
| Outshot by opponent | 5-5 |
| Better than 50% 3-Pt. FG | 4-0 |
| Less than 50% 3-Pt. FG | 22-6 |
| Opponent better than 50% 3-Pt. FG | 3-2 |
| Opponent less than 50% 3-Pt. FG | 23-4 |
| Better than 50% FT | 26-6 |
| Less than 50% FT | 0-0 |
| Opponent better than 50% FT | 26-6 |
| Opponent less than 50% FT | 0-0 |
| Shooting more free throws than opponent | 14-3 |
| Shooting less free throws than opponent | 11-3 |
| Free throws are even | 1-0 |
| ISU starters outscore opponent's | 25-4 |
| Opponent's starters outscore ISU | 1-2 |
| Starter scoring is even | 0-0 |
| Bench scores in double-digits | 26-4 |
| Bench outscores opponent | 16-3 |
| Opponent bench outscores ISU | 9-3 |
| Bench scoring is even | 1-0 |
| No ISU player scores in double-figures | 0-0 |
| One player scores in double-figures | 0-0 |
| Two players in double-figures | 1-1 |
| Three or more players in double-figures | 25-5 |
| Outrebounding opponent | 20-3 |
| Outrebounded by opponent | 5-3 |
| Rebounds are even | 1-0 |
| 10+ assists | 25-6 |
| 10+ steals | 7-1 |
| 5+ blocks | 8-2 |
| Forcing more turnovers than opponent | 17-4 |
| Committing more turnovers than opponent | 8-2 |
| In November | 5-1 |
| In December | 5-0 |
| In January | 8-0 |
| In February | 4-3 |
| In March | 4-2 |

| CAREER RECORD WATCH | |
|--|--------------|
| POINTS | |
| 1. Cathy Boswell (79-83) | 2,005 |
| 5. Pat McKinzie (75-79) | 1,493 |
| 6. Caryn Brune (89-93) | 1,474 |
| 7. Kristi Cirone (05-Present) | 1,460 |
| SCORING AVERAGE | |
| 1. Charlotte Lewis (75-78) | 18.4 |
| 2. Cathy Boswell (79-83) | 16.6 |
| 3. Kristi Cirone (05-Present) | 15.7 |
| FIELD GOALS MADE | |
| 1. Cathy Boswell (79-83) | 889 |
| 15. Tammy Turner (82-86) | 471 |
| 16. Katie Donovan (2001-05) | 468 |
| 17. Kristi Cirone (05-Present) | 467 |
| FIELD GOALS ATTEMPTED | |
| 1. Cathy Boswell (79-83) | 1,819 |
| 10. Katie Donovan (01-05) | 1,117 |
| 11. Melanie Ward (91-96) | 1,104 |
| 12. Kristi Cirone (05-Present) | 1,100 |
| FIELD GOAL PERCENTAGE | |
| 1. Marla Maupin (81-85) | .554 |
| 21. Pat McKinzie (75-79) | .445 |
| 22. Kristi Cirone (05-Present) | .425 |
| 3-PT FIELD GOALS MADE | |
| 1. Jenny Schmidt (95-99) | 205 |
| 2. Jaci McCormack (00-01, 02-05) | 183 |
| 3. Kristi Cirone (05-Present) | 160 |
| 8. Shandeen Hunt (97-01) | 91 |
| 9. Tiffany Hudson (04-Present) | 79 |
| 10. Maggie Krick (06-Present) | 77 |
| 14. Two Players | 53 |
| 16. Ashley Sandstead (04-Present) | 49 |
| Stacy Griffin (93-97) | 49 |
| 23. Steph Reichle (99-03) | 28 |
| 24. Brea Banks (05-Present) | 23 |
| 25. Shala Jackson (07-Present) | 20 |
| Shannon Fulton (87-91) | 20 |
| 3-PT FIELD GOALS ATTEMPTED | |
| 1. Jaci McCormack (00-01, 02-05) | 492 |
| 2. Jenny Schmidt (95-99) | 469 |
| 3. Kristi Cirone (05-Present) | 439 |
| 8. Shandeen Hunt (97-01) | 264 |
| 9. Tiffany Hudson (04-Present) | 245 |
| 10. Stacey White (00-04) | 239 |
| 11. Maggie Krick (06-Present) | 218 |
| 18. Amber Shelton (04-06) | 139 |
| 19. Ashley Sandstead (04-Present) | 127 |
| 25. Sara Stevenson (02-07) | 77 |
| 26. Brea Banks (05-Present) | 66 |
| 3-PT FIELD GOAL PERCENTAGE | |
| 1. Jenny Schmidt (95-99) | .437 |
| 2. Cindy Kaufmann (87-91) | .422 |
| 4. Megan McCracken (04-07) | .371 |
| 5. Kristi Cirone (05-Present) | .364 |
| 6. Erin Kenney (02-05) | .358 |
| 7. Maggie Krick (06-Present) | .353 |
| 8. Shandeen Hunt (97-01) | .345 |
| 9. Tiffany Hudson (04-Present) | .322 |
| FREE THROWS MADE | |
| 1. Kristi Cirone (05-Present) | 366 |
| 26. Cathy Beesley (80-81, 82-85) | 155 |
| Steph Reichle (99-03) | 155 |
| 28. Nicolle Lewis (05-Present) | 149 |
| FREE THROWS ATTEMPTED | |
| 1. Katie Donovan (01-05) | 543 |
| 2. Kristi Cirone (05-Present) | 464 |

| | |
|--|-------------|
| FREE THROW PERCENTAGE | |
| 1. Shannon Fulton (87-91) | .849 |
| 5. Beth Landes (77-81) | .800 |
| 6. Kristi Cirone (05-Present) | .789 |
| 7. Cindy Kaufmann (87-91) | .783 |
| 8. Nicolle Lewis (05-Present) | .776 |
| 10. Melanie Ward (91-96) | .756 |
| 11. Tiffany Hudson (04-Present) | .750 |
| REBOUNDS | |
| 1. Cathy Boswell (79-83) | 1,063 |
| 17. Cindy Kaufmann (533) | 533 |
| 18. Lashawn Johnson (04-Present) | 507 |
| Holly Hallstrom (04-06) | 507 |
| REBOUNDING AVERAGE | |
| 1. Charlotte Lewis (74-78) | 12.7 |
| 22. Kay Schroeder (92-96) | 4.8 |
| 23. Nicolle Lewis (05-Present) | 4.6 |
| 26. Cindy Kaufmann (87-91) | 4.4 |
| 27. Lashawn Johnson (04-Present) | 4.3 |
| ASSISTS | |
| 1. Denise Norton (78-82) | 583 |
| 4. Jenny Schmidt (95-99) | 520 |
| 5. Kristi Cirone (05-Present) | 474 |
| 10. Jaci McCormack (00-01, 02-05) | 324 |
| 11. Tiffany Hudson (04-Present) | 317 |
| 26. Caryn Brune (89-93) | 178 |
| 27. Maggie Krick (07-Present) | 174 |
| ASSIST AVERAGE | |
| 1. Kristi Cirone (05-Present) | 5.1 |
| 11. Jaci McCormack (00-01, 02-05) | 2.9 |
| Michelle Vickrey (93-95) | 2.9 |
| 12. Maggie Krick (06-Present) | 2.7 |
| 13. Tiffany Hudson (04-Present) | 2.6 |
| Courtney Porter (90-94) | 2.6 |
| BLOCKS | |
| 1. Leslie Ferrell (86-89) | 177 |
| 2. Nicolle Lewis (05-Present) | 111 |
| 6. Marla Maupin (81-85) | 68 |
| 7. Lashawn Johnson (04-Present) | 59 |
| 9. Valarie Trame (94-98) | 42 |
| 10. Kenyatta Shelton (06-Present) | 41 |
| Sharon Blade (01-03) | 41 |
| BLOCKS AVERAGE | |
| 1. Leslie Ferrell (86-89) | 2.0 |
| 2. Nicolle Lewis (05-Present) | 1.5 |
| 3. Caryn Brune (89-93) | 0.9 |
| 4. Kenyatta Shelton (06-Present) | 0.8 |
| 8. Two Players | 0.6 |
| 10. Lashawn Johnson (04-Present) | 0.5 |
| STEALS | |
| 1. Pam Tanner (85-89) | 309 |
| 8. Tammy Turner (1982-86) | 187 |
| 9. Kristi Cirone (05-Present) | 182 |
| STEALS AVERAGE | |
| 1. Pam Tanner (85-89) | 2.7 |
| 7. Cathy Beesley (80-81, 82-85) | 2.1 |
| 8. Kristi Cirone (05-Present) | 2.0 |
| GAMES PLAYED | |
| 1. Deb Benak (79-83) | 133 |
| 3. Kay Robbins (78-82) | 127 |
| 4. Tiffany Hudson (04-Present) | 124 |
| 10. Cindy Kaufmann (87-91) | 120 |
| 11. Lashawn Johnson (04-Present) | 119 |
| GAMES STARTED | |
| 1. LuAnn Robinson (87-91) | 118 |
| 7. Cathy Beesley (80-81, 82-85) | 94 |
| 8. Kristi Cirone (05-Present) | 93 |



YOU'RE THE BEST AROUND

Illinois State 20-win seasons:

| Team | Record | Pct. | Regular Season Wins | Games to 20 Wins |
|-------------------|-------------|-------------|---------------------|------------------|
| 1. 1980-81 | 28-8 | .778 | 22 | 26 |
| 2. 2007-08 | 26-6 | .813 | 23 | 23 |
| 3. 1984-85 | 23-6 | .793 | 23 | 25 |
| 1988-89 | 23-8 | .742 | 20 | 25 |
| 1983-84 | 23-8 | .742 | 22 | 26 |
| 1979-80 | 23-10 | .697 | 19 | 28 |
| 7. 2006-07 | 22-11 | .667 | 20 | 29 |
| 8. 1989-90 | 21-11 | .656 | 19 | 28 |
| 9. 1976-77 | 20-6 | .769 | 16 | 25 |
| 1982-83 | 20-10 | .667 | 17 | 29 |
| 1987-88 | 20-11 | .645 | 18 | 29 |

REDBIRD HONORS

Ashleen Bracey

- MVC Player of the Week 12/17/07
- MVC Scholar-Athlete Team Honorable Mention..... 3/11/08
- All-MVC Tournament Team..... 3/16/08

Kristi Cirone

- Best Western Roundball Classic All-Tournament Team.... 11/18/07
- MVC Player of the Week 1/7/07
- Prairie Farms/MVC Scholar-Athlete 1/8/07
- MVC Player of the Week 1/14/08
- Prairie Farms/MVC Scholar-Athlete 1/15/08
- CoSIDA Academic All-District V Second Team 2/8/08
- MVC Player of the Week 2/25/08
- Prairie Farms/MVC Scholar-Athlete 2/26/08
- MVC Scholar-Athlete First Team 3/11/08
- All-Valley First Team 3/12/08
- MVC All-Defensive Team 3/12/08
- Jackie Stiles MVC Player of the Year 3/13/08
- MVC Tournament MVP 3/16/08
- All-MVC Tournament Team..... 3/16/08

Tiffany Hudson

- Best Western Roundball Classic MVP..... 11/18/07
- Best Western Roundball Classic All-Tournament Team.... 11/18/07

Shala Jackson

- Best Western Roundball Classic All-Tournament Team.... 11/18/07
- MVC Newcomer of the Week 11/19/07
- MVC All-Freshman Team..... 3/12/08

Maggie Krick

- Best Western Roundball Classic All-Tournament Team.... 11/18/07
- CoSIDA Academic All-District V Third Team..... 2/8/08
- MVC Scholar-Athlete Second Team 3/11/08
- All-Valley Honorable Mention..... 3/12/08
- All-MVC Tournament Team..... 3/16/08

ILLINOIS STATE SINGLE-SEASON RECORDS

TEAM

POINTS

| | |
|-------------------|--------------|
| 1. 1980-81 | 2,717 |
| 2. 1989-90 | 2,490 |
| 3. 2007-08 | 2,476 |

SCORING AVERAGE

| | |
|------------------------------|-------------|
| 1. 1989-90 (32 games) | 77.8 |
| 2. 2007-08 (29 games) | 77.4 |

FIELD GOALS MADE

| | |
|-------------------|------------|
| 1. 1980-81 | 1,138 |
| 8. 1987-88 | 941 |
| 9. 2007-08 | 929 |

FIELD GOALS ATTEMPTED

| | |
|-------------------|--------------|
| 1. 1980-81 | 2,405 |
| 8. 2006-07 | 2,014 |
| 9. 2007-08 | 1,983 |

FIELD GOAL PERCENTAGE

| | |
|--------------------|-------------|
| 1. 2000-01 | .513 |
| 9. 1980-81 | .473 |
| 10. 2007-08 | .468 |

3-PT FIELD GOALS MADE

| | |
|-------------------|------------|
| 1. 2004-05 | 221 |
| 3. 2006-07 | 200 |
| 4. 2007-08 | 189 |

3-PT FIELD GOALS ATTEMPTED

| | |
|-------------------|------------|
| 1. 2003-04 | 684 |
| 3. 2006-07 | 563 |
| 4. 2007-08 | 521 |

3-PT FIELD GOAL PERCENTAGE

| | |
|-------------------|-------------|
| 1. 1989-90 | .396 |
| 3. 1988-89 | .364 |
| 4. 2007-08 | .363 |

FREE THROWS MADE

| | |
|-------------------|------------|
| 1. 1988-89 | 498 |
| 3. 1987-88 | 439 |
| 4. 2007-08 | 429 |

FREE THROWS ATTEMPTED

| | |
|-------------------|------------|
| 1. 1988-89 | 662 |
| 5. 1995-96 | 589 |
| 6. 2007-08 | 580 |

FREE THROW PERCENTAGE

| | |
|-------------------|-------------|
| 1. 1988-89 | .752 |
| 2. 1989-90 | .749 |
| 3. 2007-08 | .740 |

REBOUNDS

| | |
|-------------------|--------------|
| 1. 1980-81 | 1,404 |
| 4. 1981-82 | 1,313 |
| 5. 2007-08 | 1,274 |

REBOUNDING AVERAGE

| | |
|------------------------------|-------------|
| 1. 1975-76 (30 games) | 45.2 |
| 3. 2006-07 (33 games) | 40.8 |
| 4. 2007-08 (27 games) | 39.8 |

ASSISTS

| | |
|-------------------|------------|
| 1. 1989-90 | 634 |
| 2. 1980-81 | 612 |
| 3. 2007-08 | 566 |

ASSISTS AVERAGE

| | |
|-------------------|-------------|
| 1. 1989-90 | 19.8 |
| 2. 1990-91 | 17.9 |
| 3. 2007-08 | 17.7 |

BLOCKS

| | |
|-------------------|------------|
| 1. 2006-07 | 127 |
| 2. 2007-08 | 120 |

BLOCKS AVERAGE

| | |
|-------------------|------------|
| 1. 2007-08 | 3.8 |
| 2006-07 | 3.8 |

INDIVIDUAL

POINTS

| | |
|---------------------------------|------------|
| 1. Cathy Boswell (80-81) | 649 |
| 6. Cindy Kaufmann (89-90) | 535 |
| Cathy Boswell (79-80) | 535 |
| 8. Kristi Cirone (07-08) | 530 |

SCORING AVERAGE

| | |
|----------------------------------|-------------|
| 1. Caryn Brune (92-93) | 20.8 |
| 14. Susan Wellman (87-88) | 16.7 |
| 15. Kristi Cirone (07-08) | 16.6 |

FIELD GOALS MADE

| | |
|----------------------------------|------------|
| 1. Cathy Boswell (80-81) | 274 |
| 16. Caryn Brune (91-92) | 190 |
| 17. Kristi Cirone (07-08) | 184 |

FIELD GOALS ATTEMPTED

| | |
|----------------------------------|------------|
| 1. Cathy Boswell (80-81) | 538 |
| 17. Dawn Hallett (81-82) | 384 |
| 18. Kristi Cirone (07-08) | 380 |

FIELD GOAL PERCENTAGE

| | |
|----------------------------------|-------------|
| 1. Susan Wellman (87-88) | .631 |
| 5. Maria Maupin (84-85) | .570 |
| 6. Ashleen Bracey (07-08) | .566 |

3-PT FIELD GOALS MADE

| | |
|-----------------------------------|-----------|
| 1. Jenny Schmidt (97-98) | 77 |
| 3. Megan McCracken (06-07) | 63 |
| 4. Kristi Cirone (07-08) | 61 |
| 10. Kristi Cirone (05-06) | 52 |
| 11. Maggie Krick (07-08) | 49 |
| 17. Katie Donovan (04-05) | 35 |
| Stacey White (01-02) | 35 |
| 19. Tiffany Hudson (07-08) | 32 |

3-PT FIELD GOALS ATTEMPTED

| | |
|-----------------------------------|------------|
| 1. Katie Donovan (03-04) | 205 |
| 4. Jaci McCormack (03-04) | 162 |
| 5. Kristi Cirone (07-08) | 154 |
| 9. Katie Donovan (04-05) | 137 |
| 10. Maggie Krick (07-08) | 135 |
| 15. Stacey White (01-02) | 108 |
| Jenny Schmidt (96-97) | 108 |
| 17. Tiffany Hudson (07-08) | 103 |

3-PT FIELD GOAL PERCENTAGE

| | |
|----------------------------------|-------------|
| 1. Jenny Schmidt (97-98) | .503 |
| 11. Erin Kenney (03-04) | .402 |
| 12. Kristi Cirone (07-08) | .396 |
| 15. Megan McCracken | .373 |
| 16. Maggie Krick (07-08) | .363 |

FREE THROWS MADE

| | |
|----------------------------------|-----------|
| 1. Katie Donovan (03-04) | 169 |
| 8. Katie Donovan (04-05) | 101 |
| Cathy Boswell (80-81) | 101 |
| Karen Willard (75-76) | 101 |
| 11. Kristi Cirone (07-08) | 99 |

FREE THROWS ATTEMPTED

| | |
|----------------------------------|------------|
| 1. Katie Donovan (03-04) | 212 |
| 17. Sharon Blade (00-01) | 129 |
| 18. Kristi Cirone (07-08) | 124 |

FREE THROW PERCENTAGE

| | |
|----------------------------------|-------------|
| 1. Beth Landes (80-81) | .889 |
| 6. Cindy Kaufmann (88-89) | .840 |
| 7. Nicolle Lewis (07-08) | .833 |
| 11. Kristi Cirone (05-06) | .804 |
| 12. Kristi Cirone (07-08) | .798 |

REBOUNDS

| | |
|-----------------------------------|------------|
| 1. Charlotte Lewis (76-77) | 345 |
| 8. Lashawn Johnson (06-07) | 257 |
| Cathy Boswell (82-83) | 257 |
| 10. Ashleen Bracey (07-08) | 248 |

ASSISTS

| | |
|---------------------------------|------------|
| 1. Denise Norton (81-82) | 200 |
| 6. Kristi Cirone (06-07) | 184 |
| 7. Kristi Cirone (07-08) | 168 |

BLOCKS

| | |
|-------------------------------------|-----------|
| 1. Leslie Ferrell (87-88) | 72 |
| 4. Leslie Ferrell (86-87) | 48 |
| 5. Nicolle Lewis (07-08) | 43 |
| 11. Caryn Brune (91-92) | 28 |
| 12. Kenyatta Shelton (07-08) | 23 |

STEALS

| | |
|---------------------------------|-----------|
| 1. Pam Tanner (88-89) | 98 |
| 6. Tami Baalke (90-91) | 84 |
| Cathy Beesley (84-85) | 84 |
| 8. Kristi Cirone (07-08) | 79 |

WEST LAFAYETTE REGIONAL

NCAA First and Second Round
 March 23-25
 West Lafayette, Ind.
 Host: Purdue University



Tennessee Lady Volunteers
Seed: 1
NCAA Appearances: 25
Conference: SEC
Record: 30-2
Head Coach: Pat Summitt

Quick Fact: Tennessee has won seven national championships, including the 2007 title. The Lady Vols have been the top-seed 19 times.



Oklahoma Sooners
Seed: 4
NCAA Appearances: 11
Conference: Big 12
Record: 21-8
Head Coach: Sherri Coale

Quick Fact: Oklahoma beat Purdue, 76-74, at Mackey Arena in 2000 to advance to the Sweet 16.



Notre Dame Fighting Irish
Seed: 5
NCAA Appearances: 15
Conference: BIG EAST
Record: 23-8
Head Coach: Muffet McGraw

Quick Fact: Notre Dame has been in the NCAA Tournament in each of the last four years, winning a national title in 2001.




Utah Utes
Seed: 8
NCAA Appearances: 11
Conference: Mountain West
Record: 27-4
Head Coach: Elaine Elliott

Quick Fact: The Utes had their 22-game winning streak snapped in the quarterfinals of the MWC Tournament. Utah was 16-0 in conference play this season.



Purdue Boilermakers
Seed: 9
NCAA Appearances: 7
Conference: Big Ten
Record: 18-14
Head Coach: Sharon Versyp

Quick Fact: Purdue won its second-consecutive Big Ten Tournament title this season. The Boilermakers have been to the NCAA Tournament for 15-consecutive years.



Southern Methodist Mustangs
Seed: 12
NCAA Appearances: 7
Conference: Conference USA
Record: 24-8
Head Coach: Rhonda Rhompola

Quick Fact: SMU is back in the NCAA Tournament for the first time since 2000 after winning the Conference USA Tournament.



Oral Roberts Golden Eagles
Seed: 16
NCAA Appearances: 5
Conference: The Summit League
Record: 19-13
Head Coach: Jerry Finkbeiner

Quick Fact: The Golden Eagles are in the NCAA Tournament for the second-consecutive year by virtue of winning the Summit League Tournament.

2008 NCAA WOMEN'S BASKETBALL CHAMPIONSHIP TOURNAMENT

The 2008 NCAA Women's Basketball Championship Tournament is in its 27th year of existence; its 14th with a 64-team format that mirror's the men's championship. After the opening weekend, the regional finals will be held in Greensboro, New Orleans, Oklahoma City and Spokane. The Final Four will be at the St. Pete Times Forum in St. Petersburg, Fla. for the first time ever.

WEST LAFAYETTE REGIONAL SCHEDULE

| FIRST ROUND | | | |
|--|-----------|-----------------------------------|-----------|
| Session 1 | | Session 2 | |
| Game 1 | | Game 3 | |
| #13 Illinois State vs. #4 Oklahoma State | 12 p.m. | #9 Purdue vs. #9 Utah | 7 p.m. |
| Game 2 | | Game 4 | |
| #12 SMU vs. #5 Notre Dame | 2:30 p.m. | #16 Oral Roberts vs. #1 Tennessee | 9:30 p.m. |
| SECOND ROUND | | | |
| Game 5 | | Game 6 | |
| Game 1 Winner vs. Game 2 Winner | TBA | Game 3 Winner vs. Game 4 Winner | TBA |

SCOUTING THE SOONERS

Oklahoma is 21-8 this season and finished in a tie for third place in the Big 12 conference with an 11-5 mark. The Sooners were upset by Missouri in the first round of the Big 12 Tournament, 70-64, in overtime. OU has been ranked in both national polls all season, stretching their consecutive weeks of dual rankings to 57, and reached as high as No. 6 in both the Associated Press and ESPN/USA Today Coaches polls. The Sooners are led by junior Courtney Paris, a two-time Associated Press All-American and the AP Player of the Year last season. Paris, a finalist for the Naismith Award this year, averages 18.7 points and 15.1 rebounds per game, the top-rebounding mark in the nation. Earlier this season, she had her string of consecutive double-doubles snapped at 90. Her twin sister, Ashley, averages 11.4 ppg and 8.1 rpg.

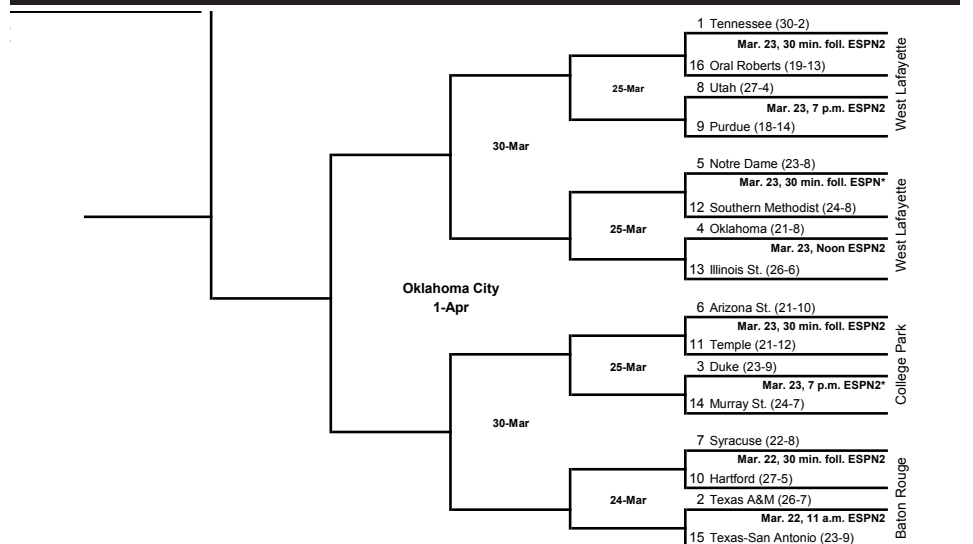
SCOUTING THE FIGHTING IRISH

Notre Dame is 23-8 on the season and ranked 15th in the latest Associated Press poll. The Irish finished fourth in the BIG EAST in the regular season and were knocked out of the BIG EAST Tournament in the quarterfinals by Pittsburgh. Notre Dame had seven 90-point games in the regular season, tying the school record, and is ranked in the top-10 in scoring offense. Five Notre Dame players received All-BIG EAST recognition, led by senior guard Charel Allen. A first-team selection for the second-consecutive year, Allen leads the Irish in scoring with 14.5 ppg and has posted 26 double-digit scoring efforts. Junior guard Lindsay Schraeder, an honorable mention all-conference pick, is the Irish's top-rebound, averaging 6.0 rpg.

SCOUTING THE MUSTANGS

Southern Methodist is 24-8 heading into the tournament and has already set the school record for victories in a season, breaking the old mark of 20 set by the 1997-98 squad. SMU was the top-scoring team in Conference USA, averaging better than 74 points per game, and finished second in the regular season. Senior forward Janielle Dodds leads the Mustangs in scoring and rebounding. The four-time All-Conference USA selection became SMU's all-time leader in scoring and rebounding when she posted 17 points and nine rebounds in a loss to Tulane in the regular-season finale. Senior guard Sharee Sheppard was named the conference's co-defensive player of the year and with a team-high 85 steals and 27 blocks. Sophomore forward Delisha Willis was also an all-conference selection after averaging 12.6 ppg and 5.4 rpg.

THE OKLAHOMA CITY REGIONAL





1983 Midwest Regional
Ahearn Fieldhouse • Manhattan, Kan.
March 19, 1983

#6 ILLINOIS STATE 72
#3 KANSAS STATE 91

ILLINOIS STATE

| NAME | FG | 3FG | FT | REB | PF | A | T | S | B | TP | MIN |
|---------------|--------------|------------|--------------|-----------|-----------|----------|-----------|----------|----------|-----------|------------|
| Smith, f | 7-15 | 0-0 | 6-6 | 6 | 1 | 1 | 0 | 0 | 2 | 20 | 40 |
| Boswell, f | 13-22 | 0-0 | 0-0 | 9 | 3 | 4 | 5 | 0 | 1 | 26 | 39 |
| Benak, c | 1-4 | 0-0 | 4-6 | 6 | 3 | 0 | 4 | 0 | 0 | 6 | 24 |
| Bowers, g | 4-6 | 0-0 | 0-0 | 1 | 2 | 0 | 2 | 0 | 1 | 8 | 26 |
| Beesley, g | 1-5 | 0-0 | 0-0 | 0 | 1 | 0 | 4 | 0 | 0 | 2 | 24 |
| Turner | 0-2 | 0-0 | 2-2 | 2 | 0 | 0 | 1 | 0 | 0 | 2 | 12 |
| Maupin | 2-5 | 0-0 | 0-0 | 1 | 1 | 0 | 1 | 0 | 1 | 4 | 19 |
| Anderson | 2-5 | 0-0 | 0-0 | 1 | 1 | 3 | 0 | 0 | 1 | 4 | 16 |
| Team | | | | 3 | | | | | | | |
| TOTALS | 30-64 | 0-0 | 12-15 | 32 | 14 | 8 | 17 | 0 | 6 | 72 | 200 |

| | 1ST | 2ND | GAME |
|-------|------------|------------|------------|
| FG%: | 10-28 .357 | 20-36 .556 | 30-64 .469 |
| 3FG%: | -- -- | -- -- | -- -- |
| FT%: | 5-6 .833 | 7-9 .778 | 12-15 .800 |

KANSAS STATE

| NAME | FG | 3FG | FT | REB | PF | A | T | S | B | TP | MIN |
|---------------|--------------|------------|--------------|-----------|-----------|-----------|-----------|----------|----------|-----------|------------|
| Gilmore, f | 3-9 | 0-0 | 1-2 | 3 | 4 | 4 | 2 | 0 | 1 | 7 | 25 |
| Bonner, f | 8-10 | 0-0 | 11-11 | 5 | 3 | 2 | 2 | 0 | 2 | 27 | 31 |
| Dixon, c | 5-9 | 0-0 | 0-0 | 6 | 4 | 0 | 3 | 1 | 1 | 10 | 27 |
| Gary, g | 4-8 | 0-0 | 0-0 | 0 | 0 | 1 | 1 | 0 | 0 | 8 | 17 |
| Jones, g | 5-9 | 0-0 | 1-1 | 3 | 0 | 3 | 2 | 0 | 0 | 11 | 26 |
| Price | 1-3 | 0-0 | 0-0 | 3 | 3 | 0 | 1 | 0 | 0 | 2 | 9 |
| Jenkins | 7-7 | 0-0 | 0-0 | 4 | 2 | 1 | 2 | 0 | 2 | 14 | 21 |
| Franklin | 0-0 | 0-0 | 0-0 | 0 | 1 | 1 | 1 | 0 | 0 | 0 | 6 |
| Jones | 5-5 | 0-0 | 0-0 | 3 | 0 | 0 | 1 | 0 | 1 | 10 | 15 |
| Sloan | 1-1 | 0-0 | 0-0 | 0 | 0 | 7 | 1 | 0 | 0 | 2 | 17 |
| Durham | 0-1 | 0-0 | 0-0 | 0 | 0 | 0 | 0 | 0 | 1 | 0 | 7 |
| Team | | | | 2 | | | | | | | |
| TOTALS | 39-62 | 0-0 | 13-14 | 29 | 17 | 19 | 16 | 1 | 8 | 91 | 200 |

| | 1ST | 2ND | GAME |
|-------|------------|------------|------------|
| FG%: | 16-27 .593 | 23-35 .657 | 39-62 .629 |
| 3FG%: | -- -- | -- -- | -- -- |
| FT%: | 13-14 .929 | 0-0 .000 | 13-14 .929 |

Officials: Terry Eaton, Steve Carson, Mike Benson
Technical fouls: None
Attendance: 1,540

| SCORE BY PERIODS | 1ST | 2ND | TOTAL |
|------------------|-----|-----|-------|
| Illinois State | 25 | 47 | 72 |
| Kansas State | 45 | 46 | 91 |

1985 Midwest Regional
Thomas Assembly Center • Ruston, La.
March 15, 1985

#8 ILLINOIS STATE 57
#1 LOUISIANA TECH 81

ILLINOIS STATE

| NAME | FG | 3FG | FT | O-REB | PF | A | T | S | B | TP | MIN |
|---------------|--------------|------------|--------------|--------------|-----------|-----------|-----------|-----------|----------|-----------|------------|
| Vaughan, f | 3-14 | 0-0 | 0-0 | 3-4 | 1 | 2 | 2 | 0 | 0 | 6 | 19 |
| Stiles, f | 1-7 | 0-0 | 2-4 | 0-3 | 5 | 0 | 5 | 0 | 0 | 4 | 29 |
| Maupin, c | 2-5 | 0-0 | 0-0 | 1-2 | 5 | 0 | 2 | 2 | 0 | 4 | 24 |
| Turner, g | 5-11 | 0-0 | 0-0 | 4-5 | 2 | 3 | 3 | 2 | 0 | 10 | 36 |
| Beesley, g | 7-16 | 0-0 | 2-3 | 1-4 | 3 | 5 | 5 | 5 | 0 | 16 | 40 |
| Wellman | 3-7 | 0-0 | 6-9 | 6-7 | 2 | 0 | 4 | 1 | 0 | 12 | 19 |
| McGrew | 0-2 | 0-0 | 1-2 | 0-0 | 1 | 1 | 1 | 1 | 0 | 1 | 13 |
| Rebbe | 1-7 | 0-0 | 0-1 | 1-5 | 3 | 1 | 0 | 0 | 0 | 2 | 16 |
| Lindbeck | 0-1 | 0-0 | 2-2 | 0-0 | 0 | 0 | 1 | 0 | 0 | 2 | 4 |
| Team | | | | 1-1 | | | | | | | |
| TOTALS | 22-70 | 0-0 | 13-21 | 17-31 | 22 | 12 | 23 | 11 | 0 | 57 | 200 |

| | 1ST | 2ND | GAME |
|-------|------------|------------|------------|
| FG%: | 12-36 .333 | 10-34 .294 | 22-70 .314 |
| 3FG%: | -- -- | -- -- | -- -- |
| FT%: | 0-0 .000 | 13-21 .619 | 13-21 .619 |

LOUISIANA TECH

| NAME | FG | 3FG | FT | O-REB | PF | A | T | S | B | TP | MIN |
|-----------------|--------------|------------|-------------|--------------|-----------|-----------|-----------|----------|----------|-----------|------------|
| Karvopen, f | 1-3 | 0-0 | 0-0 | 0-0 | 3 | 2 | 2 | 0 | 0 | 2 | 18 |
| Davis, f | 3-8 | 0-0 | 0-0 | 1-6 | 2 | 1 | 4 | 1 | 1 | 6 | 29 |
| Harrison, c | 9-14 | 0-0 | 0-1 | 4-14 | 4 | 2 | 6 | 1 | 1 | 18 | 25 |
| Gant, g | 8-14 | 0-0 | 1-1 | 2-4 | 2 | 4 | 1 | 3 | 0 | 17 | 26 |
| Heatherspoon, g | 3-3 | 0-0 | 2-3 | 1-4 | 4 | 4 | 6 | 1 | 0 | 8 | 26 |
| Hall | 0-1 | 0-0 | 6-6 | 0-3 | 2 | 6 | 1 | 1 | 0 | 6 | 14 |
| Konersa | 3-6 | 0-0 | 0-2 | 1-3 | 0 | 1 | 2 | 0 | 0 | 6 | 15 |
| Westbrooke | 4-8 | 0-0 | 0-2 | 3-10 | 4 | 0 | 3 | 0 | 2 | 8 | 22 |
| Brown | 4-5 | 0-0 | 0-0 | 0-1 | 0 | 0 | 2 | 2 | 0 | 8 | 14 |
| Lawson | 1-4 | 0-0 | 0-0 | 1-1 | 3 | 0 | 4 | 0 | 0 | 2 | 7 |
| McDonald | 0-0 | 0-0 | 0-0 | 0-0 | 0 | 0 | 0 | 0 | 0 | 0 | 4 |
| Team | | | | 2-3 | | | | | | | |
| TOTALS | 36-66 | 0-0 | 9-15 | 15-49 | 24 | 20 | 31 | 9 | 4 | 81 | 200 |

| | 1ST | 2ND | GAME |
|-------|------------|------------|------------|
| FG%: | 19-34 .559 | 17-32 .531 | 36-66 .545 |
| 3FG%: | -- -- | -- -- | -- -- |
| FT%: | 3-4 .750 | 6-11 .545 | 9-15 .600 |

Officials: Tug Baughn, Don Melton
Technical fouls: None
Attendance: 3,580

| SCORE BY PERIODS | 1ST | 2ND | TOTAL |
|------------------|-----|-----|-------|
| Illinois State | 24 | 33 | 57 |
| Louisiana Tech | 41 | 40 | 81 |

1989 Midwest Regional
Redbird Arena • Normal, Ill.
March 15, 1989

#10 NORTHWESTERN STATE 79
#7 ILLINOIS STATE 100

NORTHWESTERN STATE

| NAME | FG | 3FG | FT | O-REB | PF | A | T | S | B | TP | MIN |
|---------------|--------------|------------|--------------|--------------|-----------|-----------|-----------|-----------|----------|-----------|------------|
| Grayson, f | 7-22 | 0-0 | 3-5 | 8-14 | 5 | 1 | 4 | 5 | 2 | 17 | 34 |
| Hudson, f | 13-21 | 0-0 | 3-4 | 8-17 | 0 | 1 | 2 | 4 | 0 | 29 | 40 |
| Carter, c | 6-14 | 0-0 | 0-0 | 2-5 | 4 | 1 | 3 | 0 | 1 | 12 | 23 |
| Efferson, g | 2-7 | 1-6 | 3-5 | 1-2 | 4 | 9 | 2 | 2 | 0 | 8 | 37 |
| Dixon, g | 4-12 | 0-0 | 0-0 | 1-1 | 2 | 1 | 0 | 1 | 0 | 8 | 34 |
| Scott | 0-1 | 0-0 | 0-0 | 0-0 | 2 | 0 | 2 | 0 | 0 | 2 | 6 |
| Martin | 0-2 | 0-0 | 1-2 | 0-2 | 1 | 0 | 0 | 0 | 0 | 1 | 4 |
| Ortega | 0-0 | 0-0 | 2-4 | 0-1 | 3 | 1 | 2 | 0 | 0 | 2 | 8 |
| Holden | 1-3 | 0-0 | 0-4 | 4-5 | 2 | 0 | 1 | 0 | 0 | 2 | 12 |
| Brown | 0-0 | 0-0 | 0-0 | 0-0 | 0 | 0 | 0 | 0 | 0 | 0 | 1 |
| Cox | 0-1 | 0-0 | 0-0 | 0-0 | 0 | 0 | 0 | 0 | 0 | 0 | 1 |
| Team | | | | 3-4 | | | | | | | |
| TOTALS | 33-83 | 1-6 | 12-24 | 27-51 | 23 | 14 | 16 | 12 | 3 | 79 | 200 |

| | 1ST | 2ND | GAME |
|-------|------------|------------|------------|
| FG%: | 14-31 .451 | 19-52 .365 | 33-83 .397 |
| 3FG%: | 1-1 1.000 | 0-5 .000 | 1-6 .167 |
| FT%: | 4-9 .444 | 8-15 .533 | 12-24 .500 |

ILLINOIS STATE

| NAME | FG | 3FG | FT | O-REB | PF | A | T | S | B | TP | MIN |
|---------------|--------------|------------|--------------|--------------|-----------|-----------|-----------|----------|----------|------------|------------|
| Kaufmann, f | 10-15 | 3-5 | 2-2 | 0-2 | 1 | 2 | 0 | 0 | 0 | 25 | 31 |
| Robinson, f | 5-10 | 0-0 | 2-2 | 2-4 | 4 | 3 | 3 | 0 | 0 | 12 | 26 |
| Ferrell, c | 7-12 | 0-0 | 2-4 | 0-7 | 4 | 4 | 7 | 2 | 4 | 16 | 23 |
| Tanner, g | 5-7 | 0-0 | 4-6 | 2-4 | 3 | 5 | 1 | 0 | 0 | 14 | 40 |
| McGrew, g | 6-11 | 1-3 | 3-3 | 2-8 | 4 | 4 | 1 | 2 | 0 | 16 | 34 |
| Fulton | 1-3 | 0-0 | 0-0 | 0-1 | 1 | 0 | 0 | 1 | 0 | 2 | 10 |
| Garretson | 1-2 | 1-1 | 2-2 | 2-4 | 0 | 1 | 0 | 0 | 0 | 5 | 10 |
| Govan | 3-8 | 0-0 | 4-4 | 2-4 | 4 | 1 | 3 | 3 | 0 | 10 | 24 |
| Stuckey | 0-0 | 0-0 | 0-0 | 0-0 | 0 | 0 | 0 | 0 | 0 | 0 | 1 |
| Smith | 0-0 | 0-0 | 0-0 | 0-0 | 0 | 0 | 0 | 0 | 0 | 0 | 1 |
| Team | | | | 1-3 | | | | | | | |
| TOTALS | 38-68 | 5-9 | 19-23 | 11-37 | 21 | 20 | 15 | 4 | 8 | 100 | 200 |

| | 1ST | 2ND | GAME |
|-------|------------|------------|------------|
| FG%: | 24-41 .585 | 14-27 .518 | 38-68 .558 |
| 3FG%: | 3-5 .600 | 2-4 .500 | 5-9 .556 |
| FT%: | 7-8 .875 | 12-15 .800 | 19-23 .826 |

Officials: Bill Jordan, Robert Bird
Technical fouls: None
Attendance: 2,032

| SCORE BY PERIODS | 1ST | 2ND | TOTAL |
|--------------------|-----|-----|-------|
| Northwestern State | 33 | 46 | 79 |
| Illinois State | 58 | 42 | 100 |



**1989 Midwest Regional
Maples, Pavilion • Stanford, Calif.
March 18, 1989**

#7 ILLINOIS STATE 77
#2 STANFORD 105

ILLINOIS STATE

| NAME | FG | 3FG | FT | O-REB | PF | A | T | S | B | TP | MIN |
|---------------|--------------|------------|--------------|--------------|-----------|-----------|-----------|----------|----------|-----------|------------|
| Govan, f | 7-10 | 0-0 | 3-5 | 6-11 | 3 | 3 | 2 | 1 | 0 | 17 | 31 |
| Robinson, f | 2-4 | 0-0 | 0-0 | 0-2 | 1 | 2 | 4 | 1 | 0 | 4 | 26 |
| Kaufmann, c | 8-12 | 2-4 | 2-2 | 0-4 | 0 | 1 | 3 | 1 | 0 | 20 | 29 |
| Tanner, g | 3-9 | 1-1 | 2-4 | 1-2 | 2 | 7 | 1 | 3 | 0 | 9 | 38 |
| McGrew | 2-6 | 0-0 | 0-0 | 3-3 | 0 | 3 | 4 | 1 | 0 | 4 | 26 |
| Ferrell | 3-10 | 0-0 | 7-7 | 2-6 | 5 | 1 | 2 | 0 | 2 | 13 | 21 |
| Garretson | 3-4 | 1-1 | 0-0 | 0-2 | 1 | 0 | 0 | 0 | 0 | 7 | 15 |
| Fulton | 0-3 | 0-1 | 3-4 | 2-3 | 1 | 0 | 2 | 0 | 0 | 3 | 12 |
| Stuckey | 0-0 | 0-0 | 0-0 | 0-0 | 0 | 0 | 0 | 0 | 0 | 0 | 1 |
| Smith | 0-0 | 0-0 | 0-0 | 0-0 | 0 | 0 | 0 | 0 | 0 | 0 | 1 |
| Team | | | | 0-0 | | | | | | | |
| TOTALS | 28-58 | 4-7 | 17-22 | 14-33 | 13 | 17 | 18 | 7 | 2 | 77 | 200 |

| | 1ST | 2ND | GAME |
|-------|------------|------------|------------|
| FG%: | 14-29 .483 | 14-29 .483 | 28-58 .483 |
| 3FG%: | 3-4 .750 | 1-3 .333 | 4-7 .571 |
| FT%: | 6-9 .667 | 11-13 .846 | 17-22 .773 |

STANFORD

| NAME | FG | 3FG | FT | O-REB | PF | A | T | S | B | TP | MIN |
|---------------|--------------|-------------|-------------|--------------|-----------|-----------|-----------|-----------|----------|------------|------------|
| Steding, f | 10-13 | 3-4 | 1-1 | 3-4 | 3 | 1 | 0 | 4 | 1 | 24 | 30 |
| Stevens, f | 5-10 | 0-0 | 5-6 | 2-3 | 1 | 2 | 0 | 1 | 0 | 15 | 22 |
| Yanke, c | 2-3 | 0-0 | 0-0 | 0-1 | 3 | 0 | 0 | 2 | 0 | 4 | 14 |
| Azzi, g | 8-12 | 3-4 | 0-0 | 1-3 | 2 | 11 | 4 | 3 | 0 | 19 | 32 |
| Henning, g | 5-10 | 0-1 | 0-0 | 1-2 | 0 | 10 | 2 | 4 | 0 | 10 | 32 |
| Parson | 1-1 | 0-0 | 0-0 | 0-0 | 0 | 2 | 1 | 2 | 0 | 2 | 7 |
| Asforis | 5-7 | 0-0 | 0-0 | 1-7 | 3 | 0 | 2 | 0 | 2 | 10 | 19 |
| Zeilstra | 3-7 | 0-0 | 1-2 | 3-5 | 4 | 1 | 2 | 0 | 0 | 7 | 19 |
| Richards | 3-4 | 3-3 | 0-0 | 1-3 | 0 | 1 | 1 | 0 | 1 | 9 | 11 |
| Lavoie | 1-3 | 0-0 | 0-0 | 0-2 | 0 | 0 | 0 | 0 | 0 | 2 | 6 |
| Svoboda | 0-1 | 0-0 | 1-2 | 0-1 | 1 | 0 | 2 | 0 | 0 | 1 | 5 |
| Adkins | 1-1 | 0-0 | 0-0 | 0-0 | 1 | 0 | 0 | 0 | 0 | 2 | 3 |
| Wagner | 0-1 | 0-1 | 0-0 | 0-0 | 0 | 1 | 0 | 0 | 0 | 0 | 2 |
| Team | | | | 0-0 | | | | | | | |
| TOTALS | 44-73 | 9-13 | 8-11 | 12-31 | 18 | 29 | 14 | 17 | 3 | 105 | 200 |

| | 1ST | 2ND | GAME |
|-------|------------|------------|------------|
| FG%: | 25-38 .658 | 19-35 .543 | 44-73 .603 |
| 3FG%: | 3-4 .750 | 6-9 .667 | 9-13 .692 |
| FT%: | 4-5 .800 | 4-6 .667 | 8-11 .727 |

Officials: Kay Garmes, Sharon Lafitte
Technical fouls: None
Attendance: 3,600

| SCORE BY PERIODS | 1ST | 2ND | TOTAL |
|------------------|-----|-----|-------|
| Illinois State | 37 | 40 | 77 |
| Stanford | 57 | 48 | 105 |

**2005 West Regional
Bank of America Arena • Seattle, Wash.
March 19, 2005**

#15 ILLINOIS STATE 70
#2 BAYLOR 91

ILLINOIS STATE

| NAME | FG | 3FG | FT | O-REB | PF | A | T | S | B | TP | MIN |
|---------------|--------------|-------------|--------------|-------------|-----------|-----------|-----------|-----------|----------|-----------|------------|
| Harakas, f | 3-4 | 0-1 | 0-0 | 1-4 | 4 | 1 | 2 | 2 | 0 | 6 | 21 |
| Donovan, f | 1-9 | 0-6 | 3-4 | 0-3 | 2 | 3 | 4 | 1 | 0 | 5 | 35 |
| Hallstrom, c | 3-7 | 0-0 | 2-2 | 3-4 | 3 | 1 | 1 | 2 | 0 | 8 | 22 |
| McCracken, g | 2-8 | 2-5 | 0-0 | 0-1 | 1 | 2 | 3 | 1 | 1 | 6 | 31 |
| McCormack, g | 4-10 | 3-7 | 9-10 | 0-4 | 1 | 2 | 2 | 1 | 0 | 20 | 28 |
| Tirtiaux | 1-2 | 0-1 | 0-0 | 0-1 | 1 | 0 | 0 | 0 | 0 | 2 | 3 |
| Graham | 1-1 | 1-1 | 2-2 | 1-3 | 0 | 1 | 0 | 0 | 0 | 5 | 3 |
| Sandstead | 3-6 | 0-0 | 2-2 | 1-3 | 1 | 3 | 1 | 2 | 0 | 8 | 19 |
| Hudson | 0-1 | 0-0 | 0-0 | 0-0 | 0 | 1 | 0 | 0 | 0 | 0 | 8 |
| Shelton | 1-4 | 0-3 | 0-0 | 0-0 | 0 | 1 | 1 | 1 | 0 | 2 | 14 |
| Ward | 0-1 | 0-0 | 0-0 | 1-1 | 3 | 0 | 0 | 0 | 0 | 0 | 4 |
| Johnson | 4-5 | 0-0 | 0-0 | 0-1 | 4 | 0 | 2 | 0 | 0 | 8 | 12 |
| Team | | | | 2-4 | | | | | | | |
| TOTALS | 23-58 | 6-24 | 18-20 | 9-29 | 20 | 15 | 16 | 10 | 1 | 70 | 200 |

| | 1ST | 2ND | GAME |
|-------|-----------|------------|------------|
| FG%: | 9-29 .310 | 14-29 .483 | 23-58 .397 |
| 3FG%: | 4-15 .267 | 2-9 .222 | 6-24 .250 |
| FT%: | 1-2 .500 | 17-18 .944 | 18-20 .900 |

BAYLOR

| NAME | FG | 3FG | FT | O-REB | PF | A | T | S | B | TP | MIN |
|---------------|--------------|-------------|--------------|--------------|-----------|-----------|-----------|----------|----------|-----------|------------|
| Young, f | 5-7 | 0-0 | 11-13 | 4-6 | 1 | 1 | 3 | 1 | 1 | 21 | 20 |
| Wabara, f | 7-10 | 0-0 | 1-2 | 3-4 | 3 | 2 | 3 | 0 | 0 | 15 | 24 |
| Blackmon, c | 4-5 | 0-0 | 5-8 | 3-7 | 1 | 5 | 2 | 2 | 1 | 13 | 26 |
| Whitaker, g | 1-3 | 0-0 | 0-0 | 1-3 | 1 | 4 | 2 | 1 | 0 | 2 | 22 |
| Scott, g | 4-5 | 4-5 | 0-0 | 0-2 | 0 | 0 | 0 | 3 | 0 | 12 | 23 |
| M. Jones | 0-1 | 0-0 | 0-0 | 0-2 | 1 | 3 | 3 | 0 | 0 | 0 | 10 |
| Ononiwu | 0-0 | 0-0 | 0-0 | 0-0 | 0 | 0 | 1 | 0 | 0 | 0 | 2 |
| Fox | 0-2 | 0-0 | 0-0 | 0-0 | 2 | 0 | 0 | 0 | 0 | 0 | 6 |
| Wyatt | 5-7 | 3-3 | 0-0 | 2-3 | 2 | 1 | 2 | 0 | 0 | 13 | 16 |
| V. Jones | 0-1 | 0-0 | 0-0 | 0-0 | 0 | 0 | 1 | 0 | 0 | 0 | 1 |
| Tisdale | 0-4 | 0-1 | 1-2 | 1-1 | 1 | 1 | 0 | 0 | 0 | 1 | 10 |
| Davis | 1-6 | 1-6 | 0-0 | 0-0 | 2 | 1 | 0 | 0 | 0 | 3 | 11 |
| Hamerly | 2-3 | 0-0 | 0-0 | 0-1 | 2 | 0 | 0 | 1 | 0 | 4 | 10 |
| Niemann | 2-6 | 1-5 | 2-2 | 1-4 | 2 | 2 | 1 | 0 | 0 | 7 | 19 |
| Team | | | | 0-6 | | | | | | | |
| TOTALS | 31-60 | 9-20 | 20-27 | 15-39 | 17 | 19 | 18 | 7 | 1 | 91 | 200 |

| | 1ST | 2ND | GAME |
|-------|------------|------------|------------|
| FG%: | 14-32 .438 | 17-28 .607 | 31-60 .517 |
| 3FG%: | 2-9 .222 | 7-11 .636 | 9-20 .450 |
| FT%: | 13-18 .722 | 7-9 .778 | 20-27 .741 |

Officials: Randy Campbell, Steve Stelljes, Alicia Walker
Technical fouls: None
Attendance: x,xxx

| SCORE BY PERIODS | 1ST | 2ND | TOTAL |
|------------------|-----|-----|-------|
| Illinois State | 23 | 47 | 70 |
| Baylor | 43 | 48 | 91 |



ISU NCAA TOURNAMENT TEAM HIGHS

POINTS

1. 100..... vs. Northwestern State (3/15/89)
2. 77..... vs. Stanford (3/18/89)
3. 72..... vs. Kansas State (3/19/83)
4. 70..... vs. Baylor (3/19/05)
5. 57..... vs. Louisiana Tech (3/15/85)

FIELD GOALS MADE

1. 38..... vs. Northwestern State (3/15/89)
2. 30..... vs. Kansas State (3/19/83)
3. 28..... vs. Stanford (3/18/89)
4. 23..... vs. Baylor (3/19/05)
5. 22..... vs. Louisiana Tech (3/15/85)

FIELD GOALS ATTEMPTED

1. 70..... vs. Louisiana Tech (3/15/85)
2. 68..... vs. Northwestern State (3/15/89)
3. 64..... vs. Kansas State (3/19/83)
4. 58..... vs. Stanford (3/18/89)
- 58..... vs. Baylor (3/19/05)

FIELD GOAL PERCENTAGE

1. .558... vs. Northwestern State (3/15/89)
2. .483..... vs. Stanford (3/18/89)
3. .469..... vs. Kansas State (3/19/83)
4. .397..... vs. Baylor (3/19/05)
5. .314..... vs. Louisiana Tech (3/15/85)

3-PT FIELD GOALS MADE

1. 6..... vs. Baylor (3/19/05)
2. 5..... vs. Northwestern State (3/15/89)
3. 4..... vs. Stanford (3/18/89)

3-PT FIELD GOALS ATTEMPTED

1. 24..... vs. Baylor (3/19/05)
2. 9..... vs. Northwestern State (3/15/89)
3. 7..... vs. Stanford (3/18/89)

3-PT FIELD GOAL PERCENTAGE

1. .571..... vs. Stanford (3/18/89)
2. .556.. vs. Northwestern State (3/15/89)
3. .250..... vs. Baylor (3/19/05)

FREE THROWS MADE

1. 19..... vs. Northwestern State (3/15/89)
2. 18..... vs. Baylor (3/19/05)
3. 17..... vs. Stanford (3/18/89)
4. 13..... vs. Louisiana Tech (3/15/85)
5. 12..... vs. Kansas State (3/19/83)

FREE THROWS ATTEMPTED

1. 23..... vs. Northwestern State (3/15/89)
2. 22..... vs. Stanford (3/18/89)
3. 21..... vs. Louisiana Tech (3/15/85)
4. 20..... vs. Baylor (3/19/05)
5. 15..... vs. Kansas State (3/19/83)

FREE THROW PERCENTAGE

1. .900..... vs. Baylor (3/19/05)
2. .826.. vs. Northwestern State (3/15/89)
3. .800..... vs. Kansas State (3/19/83)
4. .773..... vs. Stanford (3/18/89)
5. .619..... vs. Louisiana Tech (3/15/85)

REBOUNDS

1. 37..... vs. Northwestern State (3/15/89)
2. 33..... vs. Stanford (3/18/89)
3. 32..... vs. Kansas State (3/19/83)
4. 31..... vs. Louisiana Tech (3/15/85)
5. 29..... vs. Baylor (3/19/05)

ASSISTS

1. 20..... vs. Northwestern State (3/15/89)
2. 17..... vs. Stanford (3/18/89)
3. 15..... vs. Baylor (3/19/05)
4. 12..... vs. Louisiana Tech (3/15/85)
5. 8..... vs. Kansas State (3/19/83)

TURNOVERS

1. 23..... vs. Louisiana Tech (3/15/85)
2. 18..... vs. Stanford (3/18/89)
3. 17..... vs. Kansas State (3/19/83)
4. 16..... vs. Baylor (3/19/05)
5. 15..... vs. Northwestern State (3/15/89)

STEALS

1. 11..... vs. Louisiana Tech (3/15/85)
2. 10..... vs. Baylor (3/19/05)
3. 8..... vs. Northwestern State (3/15/89)
4. 7..... vs. Stanford (3/18/89)
5. 6..... vs. Kansas State (3/19/83)

BLOCKS

1. 4..... vs. Northwestern State (3/15/89)
2. 2..... vs. Stanford (3/18/89)
3. 1..... vs. Baylor (3/19/05)

MINUTES PLAYED

1. 200..... five times

OPPONENT NCAA TOURNAMENT TEAM HIGHS

POINTS

1. 105..... Stanford (3/18/89)
2. 91..... Kansas State (3/19/83)
- 91..... Baylor (3/19/05)
4. 81..... Louisiana Tech (3/15/85)
5. 79..... Northwestern State (3/15/89)

FIELD GOALS MADE

1. 44..... Stanford (3/18/89)
2. 39..... Kansas State (3/19/83)
3. 36..... Louisiana Tech (3/15/85)
4. 33..... Northwestern State (3/15/89)
5. 31..... Baylor (3/19/05)

FIELD GOALS ATTEMPTED

1. 83..... Northwestern State (3/15/89)
2. 73..... Stanford (3/18/89)
3. 66..... Louisiana Tech (3/15/85)
4. 62..... Kansas State (3/19/83)
5. 60..... Baylor (3/19/05)

FIELD GOAL PERCENTAGE

1. .629..... Kansas State (3/19/83)
2. .603..... Stanford (3/18/89)
3. .545..... Louisiana Tech (3/15/85)
4. .517..... Baylor (3/19/05)
5. .397..... Northwestern State (3/15/89)

3-PT FIELD GOALS MADE

1. 9..... Baylor (3/19/05)
- 9..... Stanford (3/18/89)
3. 1..... Northwestern State (3/15/89)

3-PT FIELD GOALS ATTEMPTED

1. 20..... Baylor (3/19/05)
2. 13..... Stanford (3/18/89)
3. 6..... Northwestern State (3/15/89)

3-POINT FIELD GOAL PERCENTAGE

1. .692..... Stanford (3/18/89)
2. .450..... Baylor (3/19/05)
3. .167..... Northwestern State (3/15/89)

FREE THROWS MADE

1. 20..... Baylor (3/19/05)
2. 13..... Kansas State (3/19/83)
3. 12..... Northwestern State (3/15/89)
4. 9..... Louisiana Tech (3/15/85)
5. 8..... Stanford (3/18/89)

FREE THROW ATTEMPTS

1. 27..... Baylor (3/19/05)
2. 24..... Northwestern State (3/15/89)
3. 15..... Louisiana Tech (3/15/85)
4. 14..... Kansas State (3/19/83)
5. 11..... Stanford (3/18/89)

FREE THROW PERCENTAGE

1. .929..... Kansas State (3/19/83)
2. .741..... Baylor (3/19/05)
3. .727..... Stanford (3/18/89)
4. .600..... Louisiana Tech (3/15/85)
5. .500..... Northwestern State (3/15/89)

REBOUNDS

1. 51..... Northwestern State (3/15/89)
2. 49..... Louisiana Tech (3/15/85)
3. 39..... Baylor (3/19/05)
4. 31..... Stanford (3/18/89)
5. 29..... Kansas State (3/19/83)

ASSISTS

1. 29..... Stanford (3/18/89)
2. 20..... Louisiana Tech (3/15/85)
3. 19..... Baylor (3/19/05)
- 19..... Kansas State (3/19/83)
5. 14..... Northwestern State (3/15/89)

TURNOVERS

1. 31..... Louisiana Tech (3/15/85)
2. 18..... Baylor (3/19/05)
3. 16..... Kansas State (3/19/83)
- 16..... Northwestern State (3/15/89)
5. 14..... Stanford (3/18/89)

STEALS

1. 17..... Stanford (3/18/89)
2. 12..... Northwestern State (3/15/89)
3. 9..... Louisiana Tech (3/15/85)
4. 8..... Kansas State (3/19/83)
5. 7..... Baylor (3/19/05)

BLOCKS

1. 4..... Louisiana Tech (3/15/85)
2. 3..... Northwestern State (3/15/89)
- 3..... Stanford (3/18/89)
3. 1..... Baylor (3/19/05)
- 1..... Kansas State (3/19/83)

MINUTES PLAYED

1. 200..... five times

ISU NCAA TOURNAMENT INDIVIDUAL HIGHS

POINTS

| | | | |
|----|----|----------------|--------------------------------|
| 1. | 26 | Cathy Boswell | at Kansas State (3/19/83) |
| 2. | 25 | Cindy Kaufmann | vs. Northwestern St. (3/15/89) |
| 3. | 20 | Daphne Smith | at Kansas State (3/19/83) |
| | 20 | Cindy Kaufmann | at Stanford (3/18/89) |
| | 20 | Jaci McCormack | vs. Baylor (3/19/05) |

FIELD GOALS MADE

| | | | |
|----|----|----------------|--------------------------------|
| 1. | 13 | Cathy Boswell | at Kansas State (3/19/83) |
| 2. | 10 | Cindy Kaufmann | vs. Northwestern St. (3/15/89) |
| 3. | 8 | Cindy Kaufmann | at Stanford (3/18/89) |
| 4. | 7 | Daphne Smith | at Kansas State (3/19/83) |
| | 7 | Cathy Beesley | at Louisiana Tech (3/15/85) |
| | 7 | Leslie Ferrell | vs. Northwestern St. (3/15/89) |
| | 7 | Char Govan | at Stanford (3/18/89) |

FIELD GOALS ATTEMPTED

| | | | |
|----|----|----------------|--------------------------------|
| 1. | 22 | Cathy Boswell | at Kansas State (3/19/83) |
| 2. | 26 | Cathy Beesley | at Louisiana Tech (3/15/85) |
| 3. | 15 | Daphne Smith | at Kansas State (3/19/83) |
| | 15 | Cindy Kaufmann | vs. Northwestern St. (3/15/89) |
| 5. | 14 | Vicki Vaugan | at Louisiana Tech (3/15/85) |

FIELD GOAL PERCENTAGE (minimum 5 made)

| | | | |
|----|------|------------------------|--------------------------------|
| 1. | .714 | Pam Tanner (5-7) | vs. Northwestern St. (3/15/89) |
| 2. | .700 | Char Govan (7-10) | at Stanford (3/18/89) |
| 3. | .667 | Cindy Kaufmann (10-15) | vs. NW St. (3/15/89) |
| | .667 | Cindy Kaufmann (8-12) | at Stanford (3/18/89) |
| 5. | .591 | Cathy Boswell (13-22) | at Kansas St. (3/19/83) |

3-PT FIELD GOALS MADE

| | | | |
|----|---|-----------------|--------------------------------|
| 1. | 3 | Cindy Kaufmann | vs. Northwestern St. (3/15/89) |
| | 3 | Jaci McCormack | vs. Baylor (3/19/05) |
| 3. | 2 | Cindy Kaufmann | at Stanford (3/18/89) |
| | 2 | Megan McCracken | vs. Baylor (3/19/05) |
| 5. | 1 | by five players | |

3-PT FIELD GOALS ATTEMPTED

| | | | |
|----|---|-----------------|--------------------------------|
| 1. | 7 | Jaci McCormack | vs. Baylor (3/19/05) |
| 2. | 6 | Katie Donovan | vs. Baylor (3/19/05) |
| 3. | 5 | Cindy Kaufmann | vs. Northwestern St. (3/15/89) |
| | 5 | Megan McCracken | vs. Baylor (3/19/05) |
| 5. | 4 | Cindy Kaufmann | at Stanford (3/18/89) |

3-PT FIELD GOAL PERCENTAGE (minimum 2 made)

| | | | |
|----|------|-----------------------|-----------------------|
| 1. | .600 | Cindy Kaufmann (3-5) | vs. NW St. (3/15/89) |
| 2. | .500 | Cindy Kaufmann (2-4) | at Stanford (3/18/89) |
| 3. | .429 | Jaci McCormack (3-7) | vs. Baylor (3/19/05) |
| 4. | .400 | Megan McCracken (2-5) | vs. Baylor (3/19/05) |

FREE THROWS MADE

| | | | |
|----|---|----------------|--------------------------------|
| 1. | 9 | Jaci McCormack | vs. Baylor (3/19/05) |
| 2. | 7 | Leslie Ferrell | at Stanford (3/18/89) |
| 3. | 6 | Daphne Smith | at Kansas State (3/19/83) |
| | 6 | Susan Wellman | at Louisiana Tech (3/15/85) |
| 5. | 4 | Pam Tanner | vs. Northwestern St. (3/15/89) |
| | 4 | Char Govan | vs. Northwestern St. (3/15/89) |
| | 4 | Debbie Benak | at Kansas State (3/19/83) |

FREE THROWS ATTEMPTED

| | | | |
|----|----|----------------|--------------------------------|
| 1. | 10 | Jaci McCormack | vs. Baylor (3/19/05) |
| 2. | 9 | Susan Wellman | at Louisiana Tech (3/15/85) |
| 3. | 7 | Leslie Ferrell | at Stanford (3/18/89) |
| 4. | 6 | Daphne Smith | at Kansas State (3/19/83) |
| | 6 | Debbie Benak | at Kansas State (3/19/83) |
| | 6 | Pam Tanner | vs. Northwestern St. (3/15/89) |

FREE THROW PERCENTAGE (minimum 3 made)

| | | | |
|----|-------|----------------------|---------------------------|
| 1. | 1.000 | Leslie Ferrell (7-7) | at Stanford (3/18/89) |
| | 1.000 | Daphne Smith (6-6) | at Kansas State (3/19/83) |
| | 1.000 | Char Govan (4-4) | vs. NW St. (3/15/89) |
| | 1.000 | Ellen McGrew (3-3) | vs. NW St. (3/15/89) |

REBOUNDS

| | | | |
|----|----|----------------|--------------------------------|
| 1. | 11 | Char Govan | at Stanford (3/18/89) |
| 2. | 9 | Cathy Boswell | at Kansas State (3/19/83) |
| 3. | 8 | Ellen McGrew | vs. NW State (3/15/89) |
| 4. | 7 | Susan Wellman | at Louisiana Tech (3/15/85) |
| | 7 | Leslie Ferrell | vs. Northwestern St. (3/15/89) |

ASSISTS

| | | | |
|----|---|----------------|--------------------------------|
| 1. | 7 | Pam Tanner | at Stanford (3/18/89) |
| 2. | 5 | Cathy Beesley | at Louisiana Tech (3/15/85) |
| | 5 | Pam Tanner | vs. Northwestern St. (3/15/89) |
| 4. | 4 | Cathy Boswell | at Kansas State (3/19/83) |
| | 4 | Ellen McGrew | vs. Northwestern St. (3/15/89) |
| | 4 | Leslie Ferrell | vs. Northwestern St. (3/15/89) |

TURNOVERS

| | | | |
|----|---|----------------|--------------------------------|
| 1. | 7 | Leslie Ferrell | vs. Northwestern St. (3/15/89) |
| 2. | 5 | Cathy Boswell | at Kansas State (3/19/83) |
| | 5 | Juli Stiles | at Louisiana Tech (3/15/85) |
| | 5 | Cathy Beesley | at Louisiana Tech (3/15/85) |
| 5. | 4 | Six players | |

STEALS

| | | | |
|----|---|---------------|--------------------------------|
| 1. | 5 | Cathy Beesley | at Louisiana Tech (3/15/85) |
| 2. | 3 | Char Govan | vs. Northwestern St. (3/15/89) |
| | 3 | Pam Tanner | at Stanford (3/18/89) |
| 4. | 2 | Eight players | |

BLOCKS

| | | | |
|----|---|-----------------|--------------------------------|
| 1. | 4 | Leslie Ferrell | vs. Northwestern St. (3/15/89) |
| 2. | 2 | Leslie Ferrell | at Stanford (3/18/89) |
| 3. | 1 | Megan McCracken | vs. Baylor (3/19/05) |

MINUTES PLAYED

| | | | |
|----|----|---------------|--------------------------------|
| 1. | 40 | Daphne Smith | at Kansas State (3/19/83) |
| | 40 | Cathy Beesley | at Louisiana Tech (3/15/85) |
| | 40 | Pam Tanner | vs. Northwestern St. (3/15/89) |
| 4. | 39 | Cathy Boswell | at Kansas State (3/19/83) |
| 5. | 38 | Pam Tanner | at Stanford (3/18/89) |

OPPONENT NCAA TOURNAMENT INDIVIDUAL HIGHS

POINTS

| | | | |
|----|----|---------------|----------------------------|
| 1. | 29 | Pam Hudson | Northwestern St. (3/15/89) |
| 2. | 27 | Angie Bonner | Kansas State (3/19/83) |
| 3. | 24 | Katy Steding | Stanford (3/18/89) |
| 4. | 21 | Sophia Young | Baylor (3/19/05) |
| 5. | 19 | Jennifer Azzi | Stanford (3/18/89) |

FIELD GOALS MADE

| | | | |
|----|----|---------------|----------------------------|
| 1. | 13 | Pam Hudson | Northwestern St. (3/15/89) |
| 2. | 10 | Katy Steding | Stanford (3/18/89) |
| 3. | 9 | Tori Harrison | Louisiana Tech (3/15/85) |
| 4. | 8 | Angie Bonner | Kansas State (3/19/83) |
| | 8 | Pam Gant | Kansas State (3/19/83) |
| | 8 | Jennifer Azzi | Stanford (3/18/89) |

FIELD GOALS ATTEMPTED

| | | | |
|----|----|---------------|----------------------------|
| 1. | 22 | Linda Grayson | Northwestern St. (3/15/89) |
| 2. | 21 | Pam Hudson | Northwestern St. (3/15/89) |
| 3. | 14 | Tori Harrison | Louisiana Tech (3/15/85) |
| | 14 | Pam Gant | Louisiana Tech (3/15/85) |
| | 14 | Andrea Carter | Northwestern St. (3/15/89) |

FIELD GOAL PERCENTAGE (minimum 5 made)

| | | | |
|----|-------|------------------------|------------------------|
| 1. | 1.000 | Sheronda Jenkins (7-7) | Kansas State (3/19/83) |
| 2. | .800 | Angie Bonner (8-10) | Kansas State (3/19/83) |
| 3. | .769 | Katy Steding (10-13) | Stanford (3/18/89) |
| 4. | .714 | Evon Asforis (5-7) | Stanford (3/18/89) |
| | .714 | Sophia Young (5-7) | Baylor (3/19/05) |
| | .714 | Latoya Wyatt (5-7) | Baylor (3/19/05) |

3-PT FIELD GOALS MADE

| | | | |
|----|---|-----------------|--------------------|
| 1. | 4 | Chameka Scott | Baylor (3/19/05) |
| 2. | 3 | Latoya Wyatt | Baylor (3/19/05) |
| | 3 | Katy Steding | Stanford (3/18/89) |
| | 3 | Jennifer Azzi | Stanford (3/18/89) |
| | 3 | Martha Richards | Stanford (3/18/89) |

3-PT FIELD GOALS ATTEMPTED

| | | | |
|----|---|-------------------|----------------------------|
| 1. | 6 | Michelle Efferson | Northwestern St. (3/15/89) |
| | 6 | Jordan Davis | Baylor (3/19/05) |
| 3. | 5 | Chameka Scott | Baylor (3/19/05) |
| | 5 | Emily Nieman | Baylor (3/19/05) |
| 5. | 4 | Katy Steding | Stanford (3/18/89) |
| | 4 | Jennifer Azzi | Stanford (3/18/89) |

3-PT FIELD GOAL PERCENTAGE (minimum 2 made)

| | | | |
|----|-------|-----------------------|--------------------|
| 1. | 1.000 | Martha Richards (3-3) | Stanford (3/18/89) |
| | 1.000 | Latoya Wyatt (3-3) | Baylor (3/19/05) |
| 3. | .800 | Chameka Scott (4-5) | Baylor (3/19/05) |
| 4. | .750 | Katy Steding (3-4) | Stanford (3/18/89) |
| | .750 | Jennifer Azzi (3-4) | Stanford (3/18/89) |

FREE THROWS MADE

| | | | |
|----|----|--------------------|--------------------------|
| 1. | 11 | Angie Bonner | Kansas State (3/19/83) |
| | 11 | Sophia Young | Baylor (3/19/05) |
| 3. | 6 | Pennee Hall | Louisiana Tech (3/15/85) |
| 4. | 5 | Trisha Stevens | Stanford (3/18/89) |
| | 5 | Steffanie Blackman | Baylor (3/19/05) |

FREE THROWS ATTEMPTED

| | | | |
|----|----|--------------------|--------------------------|
| 1. | 13 | Sophia Young | Baylor (3/19/05) |
| 2. | 11 | Angie Bonner | Kansas State (3/19/83) |
| 3. | 8 | Steffanie Blackman | Baylor (3/19/05) |
| 4. | 6 | Pennee Hall | Louisiana Tech (3/15/85) |
| | 6 | Trisha Stevens | Stanford (3/18/89) |

FREE THROW PERCENTAGE (minimum 3 made)

| | | | |
|----|-------|----------------------|--------------------------|
| 1. | 1.000 | Angie Bonner (11-11) | Kansas State (3/19/83) |
| | 1.000 | Pennee Hall (6-6) | Louisiana Tech (3/15/85) |
| 3. | .846 | Sophia Young (11-13) | Baylor (3/19/05) |
| 4. | .833 | Trisha Jenkins (5-6) | Stanford (3/18/89) |

REBOUNDS

| | | | |
|----|----|--------------------|----------------------------|
| 1. | 17 | Pam Hudson | Northwestern St. (3/15/89) |
| 2. | 14 | Tori Harrison | Louisiana Tech (3/15/85) |
| | 14 | Linda Grayson | Northwestern St. (3/15/89) |
| 4. | 10 | Erica Westbrooke | Louisiana Tech (3/15/85) |
| 5. | 7 | Evon Asforis | Stanford (3/18/89) |
| | 7 | Steffanie Blackmon | Baylor (3/19/05) |

ASSISTS

| | | | |
|----|----|-------------------|----------------------------|
| 1. | 11 | Jennifer Azzi | Stanford (3/18/89) |
| 2. | 10 | Sonja Henning | Stanford (3/18/89) |
| 3. | 9 | Michelle Efferson | Northwestern St. (3/15/89) |
| 4. | 7 | Betsy Sloan | Kansas State (3/19/83) |
| 5. | 6 | Pennee Hall | Louisiana Tech (3/15/85) |

TURNOVERS

| | | | |
|----|---|---------------------|----------------------------|
| 1. | 6 | Tori Harrison | Louisiana Tech (3/15/85) |
| | 6 | Teresa Weatherspoon | La. Tech (3/15/85) |
| 3. | 4 | Stacey Davis | Louisiana Tech (3/15/85) |
| | 4 | Angela Lawson | Louisiana Tech (3/15/85) |
| | 4 | Linda Grayson | Northwestern St. (3/15/89) |
| | 4 | Jennifer Azzi | Stanford (3/18/89) |

STEALS

| | | | |
|----|---|---------------|----------------------------|
| 1. | 5 | Linda Grayson | Northwestern St. (3/15/89) |
| 2. | 4 | Pam Hudson | Northwestern St. (3/15/89) |
| | 4 | Katy Steding | Stanford (3/18/89) |
| | 4 | Sonya Henning | Stanford (3/18/89) |
| 5. | 3 | Pam Gant | Louisiana Tech (3/15/85) |
| | 3 | Chameka Scott | Baylor (3/19/05) |

BLOCKS

| | | | |
|----|---|------------------|----------------------------|
| 1. | 2 | Erica Westbrooke | Louisiana Tech (3/15/85) |
| | 2 | Linda Grayson | Northwestern St. (3/15/89) |
| | 2 | Evon Asforis | Stanford (3/18/89) |
| 4. | 1 | by six players | |

MINUTES PLAYED

| | | | |
|----|----|-------------------|----------------------------|
| 1. | 40 | Pam Hudson | Northwestern St. (3/15/89) |
| 2. | 37 | Michelle Efferson | Northwestern St. (3/15/89) |
| 3. | 34 | Linda Grayson | Northwestern St. (3/15/89) |
| | 34 | Iris Dixon | Northwestern St. (3/15/89) |
| 5. | 32 | Jennifer Azzi | Stanford (3/18/89) |
| | 32 | Sonja Henning | Stanford (3/18/89) |




ISU NCAA TOURNAMENT EXTRAS

| | |
|--|--------------------------------------|
| Largest Lead..... | 28 vs. Northwestern State (3/15/89) |
| Largest Deficit..... | 33 vs. Baylor (3/19/05) |
| Largest Margin of Victory..... | 21 vs. Northwestern State (3/15/89) |
| Largest Margin of Defeat..... | 28 at Stanford (3/18/89) |
| Smallest Margin of Victory..... | 21 vs. Northwestern State (3/15/89) |
| Smallest Margin of Defeat..... | 19 at Kansas State (3/19/83) |
| Largest Deficit Overcome In a Win..... | 4 vs. Northwestern State (3/15/89) |
| Largest Lead In a Loss..... | 5 at Kansas State (3/19/83) |
| Largest Halftime Lead..... | 25 vs. Northwestern State (3/15/89) |
| Largest Halftime Deficit..... | 20, three times |
| Smallest Halftime Lead..... | 25 vs. Northwestern State (3/15/89) |
| Smallest Halftime Deficit..... | 17 at Louisiana Tech (3/15/85) |
| Number of Times Leading at Half..... | 1 |
| Number of Times Trailing at Half..... | 4 |
| Number of Times Tied at Half..... | 0 |
| Most Points In 1st Half..... | 58 vs. Northwestern State (3/15/89) |
| Most Points In 2nd Half..... | 47, twice |
| Fewest Points In 1st Half..... | 23 vs. Baylor (3/19/05) |
| Fewest Points In 2nd Half..... | 33 at Louisiana Tech (3/15/85) |
| Most Points Allowed in 1st Half..... | 57 at Stanford (3/18/89) |
| Most Points Allowed in 2nd Half..... | 48, twice |
| Fewest Points Allowed in 1st Half..... | 33 vs. Northwestern State (3/15/89) |
| Fewest Points Allowed in 2nd Half..... | 40 at Louisiana Tech (3/15/85) |
| Highest Shooting Pct. In 1st Half..... | .585vs. Northwestern State (3/15/89) |
| Highest Shooting Pct. In 2nd Half..... | .556 at Kansas State (3/19/83) |
| Lowest Shooting Pct. In 1st Half..... | .310 vs. Baylor (3/19/05) |
| Lowest Shooting Pct. In 2nd Half..... | .294 at Louisiana Tech (3/15/85) |

OPPONENT NCAA TOURNAMENT EXTRAS

| | |
|--|------------------------------------|
| Largest Lead..... | 33, Baylor (3/19/05) |
| Largest Deficit..... | 28, Northwestern State (3/15/89) |
| Largest Margin of Victory..... | 28, Stanford (3/18/89) |
| Largest Margin of Defeat..... | 21, Northwestern State (3/15/89) |
| Smallest Margin of Victory..... | 19, Kansas State (3/19/83) |
| Smallest Margin of Defeat..... | 21, Northwestern State (3/15/89) |
| Largest Deficit Overcome In a Win..... | 5, Kansas State (3/19/83) |
| Largest Lead In a Loss..... | 4, Northwestern State (3/15/89) |
| Largest Halftime Lead..... | 20, three teams |
| Largest Halftime Deficit..... | 25, Northwestern State (3/15/89) |
| Smallest Halftime Lead..... | 17, Louisiana Tech (3/15/85) |
| Smallest Halftime Deficit..... | 25, Northwestern State (3/15/89) |
| Number of Times Leading at Half..... | 4 |
| Number of Times Trailing at Half..... | 1 |
| Number of Times Tied at Half..... | 0 |
| Most Points In 1st Half..... | 57, Stanford (3/18/89) |
| Most Points In 2nd Half..... | 48, two teams |
| Fewest Points In 1st Half..... | 33, Northwestern State (3/15/89) |
| Fewest Points In 2nd Half..... | 40, Louisiana Tech (3/15/85) |
| Most Points Allowed in 1st Half..... | 58, Northwestern State (3/15/89) |
| Most Points Allowed in 2nd Half..... | 47, two teams |
| Fewest Points Allowed in 1st Half..... | 23, Baylor (3/19/05) |
| Fewest Points Allowed in 2nd Half..... | 33, Louisiana Tech (3/15/85) |
| Highest Shooting Pct. In 1st Half..... | .658, Stanford (3/18/89) |
| Highest Shooting Pct. In 2nd Half..... | .657, Kansas State (3/19/83) |
| Lowest Shooting Pct. In 1st Half..... | 43.8, Baylor (3/19/05) |
| Lowest Shooting Pct. In 2nd Half..... | .365, Northwestern State (3/15/89) |

2008 NCAA DIVISION I WOMEN'S BASKETBALL CHAMPIONSHIP TOURNAMENT BRACKET



© 2008 National Collegiate Athletic Association. No commercial use without the NCAA's written permission. The NCAA opposes all sports wagering. This bracket should not be used for sweepstakes, contests, office pools or other gambling activities.



2007-08 SEASON STATS

| | | | | |
|---------------------------------|----------------|---------------|---------------|----------------|
| RECORD : | OVERALL | HOME | AWAY | NEUTRAL |
| ALL GAMES | (26-6) | (11-3) | (11-3) | (4-0) |
| CONFERENCE | (13-5) | (7-2) | (6-3) | (0-0) |
| NON-CONFERENCE | (13-1) | (4-1) | (5-0) | (4-0) |

| # | Player | GP-GS | Min--Avg | ---TOTAL--- | | ---3-PTS--- | | FT-FTA | Pct | ---REBOUNDS--- | | | | PF | FO | A | TO | Blk | Stl | Pts | Avg |
|----------------|---------------------|-------|-----------|-------------|------|-------------|------|---------|------|----------------|-----|------|------|-----|----|-----|-----|-----|-----|------|------|
| | | | | FG-FGA | Pct | 3FG-FGA | Pct | | | Off | Def | Tot | Avg | | | | | | | | |
| 10 | Cirone, Kristi..... | 32-32 | 1085 33.9 | 185-380 | .487 | 61-154 | .396 | 99-124 | .798 | 16 | 94 | 110 | 3.4 | 64 | 1 | 168 | 56 | 10 | 79 | 530 | 16.6 |
| 32 | Krick, Maggie..... | 32-32 | 936 29.3 | 161-361 | .446 | 49-135 | .363 | 36-46 | .783 | 40 | 92 | 132 | 4.1 | 59 | 0 | 103 | 56 | 10 | 33 | 407 | 12.7 |
| 40 | Bracey, Ashleen.... | 32-32 | 884 27.6 | 145-256 | .566 | 0-0 | .000 | 37-54 | .685 | 83 | 165 | 248 | 7.8 | 84 | 0 | 46 | 59 | 15 | 28 | 327 | 10.2 |
| 31 | Lewis, Nicolle..... | 32-32 | 740 23.1 | 116-231 | .502 | 0-1 | .000 | 75-90 | .833 | 57 | 113 | 170 | 5.3 | 67 | 0 | 23 | 54 | 43 | 12 | 307 | 9.6 |
| 20 | Hudson, Tiffany.... | 32-25 | 832 26.0 | 97-235 | .413 | 32-103 | .311 | 62-80 | .775 | 20 | 60 | 80 | 2.5 | 46 | 0 | 106 | 52 | 3 | 22 | 288 | 9.0 |
| 33 | Jackson, Shala.... | 32-7 | 618 19.3 | 94-231 | .407 | 20-50 | .400 | 49-63 | .778 | 58 | 88 | 146 | 4.6 | 78 | 1 | 32 | 36 | 6 | 24 | 257 | 8.0 |
| 21 | Shelton, Kenyatta.. | 27-0 | 421 15.6 | 45-86 | .523 | 0-0 | .000 | 30-53 | .566 | 53 | 78 | 131 | 4.9 | 62 | 0 | 17 | 21 | 23 | 5 | 120 | 4.4 |
| 42 | Johnson, Lashawn.. | 31-0 | 298 9.6 | 24-56 | .429 | 0-1 | .000 | 18-31 | .581 | 23 | 41 | 64 | 2.1 | 48 | 0 | 19 | 37 | 7 | 7 | 66 | 2.1 |
| 12 | Sandstead, Ashley.. | 14-0 | 55 3.9 | 8-12 | .667 | 8-12 | .667 | 5-6 | .833 | 2 | 3 | 5 | 0.4 | 6 | 0 | 1 | 4 | 0 | 3 | 29 | 2.1 |
| 04 | Banks, Brea..... | 28-0 | 142 5.1 | 22-44 | .500 | 10-23 | .435 | 3-4 | .750 | 6 | 23 | 29 | 1.0 | 13 | 0 | 1 | 7 | 0 | 2 | 57 | 2.0 |
| 34 | Singleton, Brooke.. | 20-0 | 112 5.6 | 12-37 | .324 | 7-26 | .269 | 0-0 | .000 | 4 | 9 | 13 | 0.7 | 6 | 0 | 11 | 7 | 0 | 1 | 31 | 1.6 |
| 23 | Calef, Danielle.... | 16-0 | 84 5.3 | 7-15 | .467 | 0-4 | .000 | 5-12 | .417 | 3 | 15 | 18 | 1.1 | 7 | 0 | 4 | 6 | 1 | 2 | 19 | 1.2 |
| 14 | Clifton, Amanda.... | 31-0 | 197 6.4 | 10-27 | .370 | 2-11 | .182 | 5-11 | .455 | 0 | 18 | 18 | 0.6 | 27 | 0 | 31 | 22 | 2 | 6 | 27 | 0.9 |
| 03 | Butler, Tamara.... | 15-0 | 46 3.1 | 3-12 | .250 | 0-1 | .000 | 5-6 | .833 | 3 | 10 | 13 | 0.9 | 6 | 0 | 4 | 3 | 0 | 2 | 11 | 0.7 |
| TEAM..... | | | | | | | | | | 33 | 64 | 97 | 3.0 | 1 | | | 9 | | | | |
| Total..... | | 32 | 6450 | 929-1983 | .468 | 189-521 | .363 | 429-580 | .740 | 401 | 873 | 1274 | 39.8 | 574 | 2 | 566 | 429 | 120 | 226 | 2476 | 77.4 |
| Opponents..... | | 32 | 6450 | 732-1843 | .397 | 164-486 | .337 | 424-611 | .694 | 346 | 734 | 1080 | 33.8 | 555 | - | 375 | 497 | 83 | 190 | 2052 | 64.1 |

| TEAM STATISTICS | ILS | OPP | DATE | OPPONENT | W/L | SCORE | ATTEND | | |
|-------------------------|----------|----------|-----------|----------------------|--|----------------------|--------|-------|------|
| SCORING..... | 2476 | 2052 | 11/11/07 | at Eastern Illinois | W | 81-68 | 406 | | |
| Points per game..... | 77.4 | 64.1 | 11/15/07 | GREEN BAY | W | 79-70 | 1076 | | |
| Scoring margin..... | +13.3 | - | #11/17/07 | vs Tennessee-Martin | W | 70-60 | 41 | | |
| FIELD GOALS-ATT..... | 929-1983 | 732-1843 | #11/18/07 | at South Florida | W | 82-57 | 750 | | |
| Field goal pct..... | .468 | .397 | 11/25/07 | DEPAUL | L | 75-80 | 1610 | | |
| 3 POINT FG-ATT..... | 189-521 | 164-486 | 11/29/07 | LOYOLA | W | 82-51 | 2455 | | |
| 3-point FG pct..... | .363 | .337 | 12/02/07 | at Eastern Michigan | W | 79-61 | 241 | | |
| 3-pt FG made per game.. | 5.9 | 5.1 | 12/04/07 | at Ball State | W | 71-54 | 1233 | | |
| FREE THROWS-ATT..... | 429-580 | 424-611 | 12/16/07 | at Miami University | W | 82-69 | 211 | | |
| Free throw pct..... | .740 | .694 | 12/19/07 | WESTERN ILLINOIS | W | 69-56 | 1352 | | |
| REBOUNDS..... | 1274 | 1080 | 12/31/07 | NORTHERN ILLINOIS | W | 78-54 | 1692 | | |
| Rebounds per game..... | 39.8 | 33.8 | *01/03/08 | at Evansville | W | 75-67 | 1038 | | |
| Rebounding margin..... | +6.1 | - | *01/05/08 | at Southern Illinois | W | 82-78 | 713 | | |
| ASSISTS..... | 566 | 375 | *01/10/08 | NORTHERN IOWA | W | 74-53 | 1511 | | |
| Assists per game..... | 17.7 | 11.7 | *01/13/08 | at Bradley | W | 94-61 | 3004 | | |
| TURNOVERS..... | 429 | 497 | *01/19/08 | INDIANA STATE | W | 77-70 | 3133 | | |
| Turnovers per game..... | 13.4 | 15.5 | *01/25/08 | at Missouri State | W | 95-59 | 5412 | | |
| Turnover margin..... | +2.1 | - | *01/27/08 | at Wichita St. | W | 71-53 | 1630 | | |
| Assist/turnover ratio.. | 1.3 | 0.8 | *01/31/08 | DRAKE | W OT | 88-84 | 1383 | | |
| STEALS..... | 226 | 190 | *02/02/08 | CREIGHTON | L | 71-75 | 3027 | | |
| Steals per game..... | 7.1 | 5.9 | *02/07/08 | at UNI | L | 62-64 | 690 | | |
| BLOCKS..... | 120 | 83 | *02/10/08 | BRADLEY | W | 79-46 | 3738 | | |
| Blocks per game..... | 3.8 | 2.6 | *02/15/08 | at Indiana State | W | 91-56 | 3944 | | |
| WINNING STREAK..... | 4 | - | *02/21/08 | WICHITA ST. | W | 77-57 | 1378 | | |
| Home win streak..... | 1 | - | *02/24/08 | MISSOURI STATE | W | 78-66 | 1806 | | |
| ATTENDANCE..... | 27245 | 30154 | *02/29/08 | at Creighton | LOT | 77-80 | 1059 | | |
| Home games-Avg/Game... | 14-1946 | 14-1717 | *03/02/08 | at Drake | L | 66-72 | 3712 | | |
| Neutral site-Avg/Game.. | - | 4-1528 | *03/06/08 | SOUTHERN ILLINOIS | L | 69-72 | 1375 | | |
| SCORE BY PERIODS: | 1st | 2nd | OT | Total | %03/14/08 | vs Southern Illinois | W | 77-65 | 1856 |
| ----- | ----- | ----- | ----- | ----- | %03/15/08 | vs Creighton | W | 68-60 | 2385 |
| Illinois State..... | 1161 | 1292 | 23 | - 2476 | %03/16/08 | vs Drake | W | 70-62 | 1829 |
| Opponents..... | 962 | 1068 | 22 | - 2052 | # = Best Western Roundball Classic (Tampa, Fla.) | | | | |

* = Conference game
% = State Farm MVC Tournament (St. Charles, Mo.)



2008 STATE FARM MISSOURI VALLEY CONFERENCE TOURNAMENT STATS

| RECORD : | OVERALL | HOME | AWAY | NEUTRAL |
|---------------------|---------|-------|-------|---------|
| ALL GAMES..... | (3-0) | (0-0) | (0-0) | (3-0) |
| CONFERENCE..... | (0-0) | (0-0) | (0-0) | (0-0) |
| NON-CONFERENCE..... | (3-0) | (0-0) | (0-0) | (3-0) |

| ## Player | GP-GS | Min--Avg | ---TOTAL--- | | ---3-PTS--- | | ---FT-FTA | | ---REBOUNDS--- | | | | PF | FO | A | TO | Blk | Stl | Pts | Avg |
|------------------------|-------|----------|-------------|------|-------------|------|-----------|-------|----------------|-----|-----|------|----|----|----|----|-----|-----|-----|------|
| | | | FG-FGA | Pct | 3FG-FGA | Pct | Pct | Off | Def | Tot | Avg | | | | | | | | | |
| 10 Cirone, Kristi..... | 3-3 | 102 34.0 | 17-38 | .447 | 5-14 | .357 | 17-21 | .810 | 0 | 10 | 10 | 3.3 | 9 | 0 | 7 | 3 | 2 | 5 | 56 | 18.7 |
| 32 Krick, Maggie..... | 3-3 | 107 35.7 | 14-43 | .326 | 3-9 | .333 | 12-15 | .800 | 7 | 5 | 12 | 4.0 | 6 | 0 | 10 | 6 | 3 | 2 | 43 | 14.3 |
| 40 Bracey, Ashleen.... | 3-3 | 104 34.7 | 17-32 | .531 | 0-0 | .000 | 5-9 | .556 | 11 | 26 | 37 | 12.3 | 6 | 0 | 4 | 3 | 3 | 6 | 39 | 13.0 |
| 20 Hudson, Tiffany.... | 3-3 | 89 29.7 | 11-24 | .458 | 2-9 | .222 | 5-8 | .625 | 2 | 3 | 5 | 1.7 | 4 | 0 | 7 | 4 | 0 | 3 | 29 | 9.7 |
| 33 Jackson, Shala..... | 3-0 | 45 15.0 | 9-19 | .474 | 0-0 | .000 | 7-7 | 1.000 | 6 | 5 | 11 | 3.7 | 10 | 0 | 1 | 3 | 1 | 1 | 25 | 8.3 |
| 21 Shelton, Kenyatta.. | 3-0 | 68 22.7 | 6-11 | .545 | 0-0 | .000 | 5-9 | .556 | 9 | 14 | 23 | 7.7 | 9 | 0 | 0 | 0 | 7 | 0 | 17 | 5.7 |
| 42 Johnson, Lashawn... | 2-0 | 26 13.0 | 2-6 | .333 | 0-0 | .000 | 2-3 | .667 | 4 | 0 | 4 | 2.0 | 0 | 0 | 0 | 0 | 1 | 0 | 6 | 3.0 |
| 31 Lewis, Nicolle..... | 3-3 | 27 9.0 | 0-9 | .000 | 0-0 | .000 | 0-0 | .000 | 0 | 4 | 4 | 1.3 | 4 | 0 | 1 | 4 | 2 | 0 | 0 | 0.0 |
| 34 Singleton, Brooke.. | 1-0 | 3 3.0 | 0-0 | .000 | 0-0 | .000 | 0-0 | .000 | 0 | 0 | 0 | 0.0 | 0 | 0 | 0 | 0 | 0 | 0 | 0 | 0.0 |
| 14 Clifton, Amanda.... | 3-0 | 26 8.7 | 0-3 | .000 | 0-1 | .000 | 0-1 | .000 | 0 | 3 | 3 | 1.0 | 7 | 0 | 3 | 2 | 0 | 1 | 0 | 0.0 |
| 04 Banks, Brea..... | 1-0 | 3 3.0 | 0-0 | .000 | 0-0 | .000 | 0-0 | .000 | 0 | 0 | 0 | 0.0 | 0 | 0 | 0 | 0 | 0 | 0 | 0 | 0.0 |
| 03 Butler, Tamara..... | 1-0 | 0 0.0 | 0-0 | .000 | 0-0 | .000 | 0-0 | .000 | 0 | 0 | 0 | 0.0 | 1 | 0 | 0 | 0 | 0 | 0 | 0 | 0.0 |
| TEAM..... | | | | | | | | | 6 | 7 | 13 | 4.3 | 0 | | 2 | | | | | |
| Total..... | 3 | 600 | 76-185 | .411 | 10-33 | .303 | 53-73 | .726 | 45 | 77 | 122 | 40.7 | 56 | 0 | 33 | 27 | 19 | 18 | 215 | 71.7 |
| Opponents..... | 3 | 600 | 64-165 | .388 | 10-30 | .333 | 49-68 | .721 | 33 | 74 | 107 | 35.7 | 62 | - | 33 | 39 | 6 | 10 | 187 | 62.3 |

| TEAM STATISTICS | ILS | OPP | DATE | OPPONENT | W/L | SCORE | ATTEND |
|-------------------------|--------|--------|--|----------------------|-----|-------|--------|
| SCORING..... | 215 | 187 | %03/14/08 | vs Southern Illinois | W | 77-65 | - |
| Points per game..... | 71.7 | 62.3 | %03/15/08 | vs Creighton | W | 68-60 | - |
| Scoring margin..... | +9.3 | - | 03/16/08 | vs Drake | W | 70-62 | 1829 |
| FIELD GOALS-ATT..... | 76-185 | 64-165 | # = Best Western Roundball Classic (Tampa, Fla.) | | | | |
| Field goal pct..... | .411 | .388 | * = Conference game | | | | |
| 3 POINT FG-ATT..... | 10-33 | 10-30 | % = State Farm MVC Tournament (St. Charles, Mo.) | | | | |
| 3-point FG pct..... | .303 | .333 | | | | | |
| 3-pt FG made per game.. | 3.3 | 3.3 | | | | | |
| FREE THROWS-ATT..... | 53-73 | 49-68 | | | | | |
| Free throw pct..... | .726 | .721 | | | | | |
| REBOUNDS..... | 122 | 107 | | | | | |
| Rebounds per game..... | 40.7 | 35.7 | | | | | |
| Rebounding margin..... | +5.0 | - | | | | | |
| ASSISTS..... | 33 | 33 | | | | | |
| Assists per game..... | 11.0 | 11.0 | | | | | |
| TURNOVERS..... | 27 | 39 | | | | | |
| Turnovers per game..... | 9.0 | 13.0 | | | | | |
| Turnover margin..... | +4.0 | - | | | | | |
| Assist/turnover ratio.. | 1.2 | 0.8 | | | | | |
| STEALS..... | 18 | 10 | | | | | |
| Steals per game..... | 6.0 | 3.3 | | | | | |
| BLOCKS..... | 19 | 6 | | | | | |
| Blocks per game..... | 6.3 | 2.0 | | | | | |
| WINNING STREAK..... | 3 | - | | | | | |
| Home win streak..... | 0 | - | | | | | |
| ATTENDANCE..... | 0 | 1829 | | | | | |
| Home games-Avg/Game... | 0-0 | 0-0 | | | | | |
| Neutral site-Avg/Game.. | - | 3-610 | | | | | |

| SCORE BY PERIODS: | 1st | 2nd | Total |
|---------------------|-----|-----|-------|
| Illinois State..... | 94 | 121 | - 215 |
| Opponents..... | 93 | 94 | - 187 |

2007-08 SUPERLATIVES

ISU INDIVIDUAL HIGHS

| | | | |
|--------------------------|-------------|-------------------------------------|----------|
| Points | 28 | Nicolle Lewis vs. Southern Illinois | 3/6/08 |
| FG Made | 11 | Nicolle Lewis vs. Southern Illinois | 3/6/08 |
| FG Attempts | 19 | Ashleen Bracey vs. Drake | 1/31/08 |
| | 19 | Nicolle Lewis vs. Southern Illinois | 3/6/08 |
| | 19 | Maggie Krick vs. Evansville | 3/8/08 |
| FG % (min. 5 made) | 1.000 (5-5) | Brea Banks vs. Loyola | 11/29/07 |
| 3-Pt. FG Made | 7 | Maggie Krick at Missouri State | 1/25/08 |
| 3-Pt. FG Attempts | 9 | Kristi Cirone vs. DePaul | 11/25/07 |
| | | Maggie Krick at Missouri State | 1/25/08 |
| 3-Pt. FG % (min. 2 made) | .833 (5-6) | Maggie Krick at South Florida | 11/18/07 |
| FT Made | 10 | Kristi Cirone at Southern Illinois | 1/5/08 |
| FT Attempts | 11 | Kristi Cirone at Southern Illinois | 1/5/08 |
| | 11 | Kristi Cirone vs. Southern Illinois | 3/14/08 |
| FT % (min. 3 made) | 1.000 (8-8) | Nicolle Lewis at Miami (Ohio) | 12/16/07 |
| Rebounds | 16 | Ashleen Bracey vs. Creighton | 3/15/08 |
| | 16 | Ashleen Bracey vs. Drake | 3/16/08 |
| Offensive Rebounds | 7 | Nicolle Lewis vs. DePaul | 11/25/07 |
| | 7 | Ashleen Bracey at Southern Illinois | 1/5/08 |
| | 7 | Kenyatta Shelton vs. Indiana State | 1/19/08 |
| | 7 | Ashleen Bracey at Northern Iowa | 2/7/08 |
| | 7 | Kenyatta Shelton vs. Evansville | 3/8/08 |
| | 7 | Ashleen Bracey vs. Drake | 3/16/08 |
| Defensive Rebounds | 12 | Ashleen Bracey vs. Creighton | 3/15/08 |
| Assists | 12 | Kristi Cirone at Indiana State | 2/15/08 |
| Turnovers | 6 | Kristi Cirone vs. DePaul | 11/25/07 |
| Blocks | 7 | Nicolle Lewis at Indiana State | 2/15/08 |
| Steals | 8 | Kristi Cirone vs. Wichita State | 2/21/08 |

ISU TEAM HIGHS

| | | | |
|--------------------|---------------|----------------------|----------|
| Points | 95 | at Missouri State | 1/25/08 |
| FG Made | 38 | at Bradley | 1/13/08 |
| FG Attempts | 76 | vs. Loyola | 11/29/07 |
| FG % | .594 | at Bradley | 1/13/08 |
| 3-Pt. FG Made | 14 | at Missouri State | 1/25/08 |
| 3-Pt. FG Attempts | 27 | at Missouri State | 1/25/08 |
| 3-Pt. FG % | .556 | at Bradley | 1/13/08 |
| FT Made | 25 | at Southern Illinois | 1/5/08 |
| FT Attempts | 31 | at Eastern Illinois | 11/11/07 |
| FT % | 1.000 (10-10) | at Ball State | 12/4/07 |
| Rebounds | 55 | vs. Loyola | 11/29/07 |
| | 55 | at Missouri State | 1/25/08 |
| Offensive Rebounds | 23 | vs. Loyola | 11/29/07 |
| Defensive Rebounds | 39 | at Missouri State | 1/25/08 |
| Assists | 27 | at Bradley | 1/13/08 |
| Turnovers | 26 | vs. Bradley | 2/10/08 |
| Blocks | 10 | at Indiana State | 2/15/08 |
| Steals | 14 | vs. Bradley | 2/10/08 |

ISU TEAM LOWS

| | | | |
|--------------------|--------------|-----------------------|----------|
| Points | 64 | at Northern Iowa | 2/7/08 |
| FG Made | 19 | at Northern Iowa | 2/7/08 |
| FG Attempts | 50 | at Evansville | 1/3/08 |
| FG % | .322 (19-59) | at Northern Iowa | 2/7/08 |
| 3-Pt. FG Made | 1 | at Ball State | 12/4/07 |
| 3-Pt. FG Attempts | 7 | at Southern Illinois | 1/5/08 |
| 3-Pt. FG % | .077 (1-13) | at Ball State | 12/4/07 |
| FT Made | 2 | vs. Western Illinois | 12/19/07 |
| FT Attempts | 4 | vs. Western Illinois | 12/19/07 |
| FT % | .500 (2-4) | vs. Western Illinois | 12/19/07 |
| Rebounds | 27 | vs. Creighton | 2/2/08 |
| Offensive Rebounds | 5 | vs. Green Bay | 11/15/07 |
| | 5 | vs. Creighton | 2/2/08 |
| Defensive Rebounds | 17 | at Eastern Illinois | 11/11/07 |
| Assists | 10 | at Drake | 3/2/08 |
| | 10 | vs. Southern Illinois | 3/14/08 |
| | 10 | vs. Drake | 3/16/08 |
| | 10 | vs. Drake | 3/16/08 |
| Turnovers | 7 | vs. Drake | 3/16/08 |
| Blocks | 0 | at Eastern Michigan | 12/2/07 |
| | 0 | vs. Bradley | 2/10/08 |
| Steals | 1 | vs. DePaul | 11/25/07 |

OPPONENT INDIVIDUAL HIGHS

| | | | |
|--------------------------|-------------|---------------------------------------|----------|
| Points | 33 | Jill Martin (Drake) | 1/31/08 |
| FG Made | 13 | Jill Martin (Drake) | 1/31/08 |
| FG Attempts | 25 | Jill Martin (Drake) | 1/31/08 |
| FG % (Min. 5 made) | .833 (5-6) | Alexa Mennen (Northern Iowa) | 1/10/07 |
| 3-Pt. FG Made | 6 | Alyssa Pittman (Eastern Michigan) | 12/2/07 |
| 3-Pt. FG Attempts | 11 | Alyssa Pittman (Eastern Michigan) | 12/2/07 |
| 3-Pt. FG % (Min. 2 made) | 1.000 (3-3) | Ellen Young (Southern Illinois) | 3/6/08 |
| FT Made | 9 | Jessica Lawson (South Florida) | 11/18/07 |
| FT Attempts | 12 | Jill Martin (Drake) | 3/2/08 |
| FT % (Min. 3 made) | 1.000 (4-4) | Jennifer Angler (UT-Martin) | 11/17/07 |
| | (4-4) | Stephanie Longwood (Western Illinois) | 12/19/07 |
| | (4-4) | Kelly Krumwiede (Bradley) | 1/13/08 |
| | (4-4) | Monica Rogers (Bradley) | 1/13/08 |
| | (4-4) | Kiki Stephens (Wichita State) | 1/27/08 |
| | (4-4) | Sarah Paul (Indiana State) | 2/15/08 |
| | (4-4) | Erin Pauk (Southern Illinois) | 3/6/08 |
| | (4-4) | Amy Gallagher (Evansville) | 3/8/08 |
| | (4-4) | Michelle Kraus (Creighton) | 3/15/08 |
| Rebounds | 14 | Tiff Terwelp (Missouri State) | 2/24/08 |
| | 14 | Sara Cain (Creighton) | 2/29/08 |
| Offensive Rebounds | 7 | Lauren Dybing (Drake) | 1/31/08 |
| Defensive Rebounds | 12 | Jill Martin (Drake) | 3/2/08 |
| Assists | 7 | Jenna Schone (Miami) | 12/16/07 |
| | 7 | Erica Smith (Southern Illinois) | 1/5/07 |
| | 7 | Lauren Dybing (Drake) | 1/31/08 |
| Turnovers | 7 | Crystal Fuller (UT-Martin) | 11/17/07 |
| Blocks | 3 | Lauren Dybing (Drake) | 1/31/08 |
| | 3 | Laura Rudolphi (Indiana State) | 2/15/08 |
| Steals | 6 | Devyn Flanagan (Bradley) | 2/10/08 |

OPPONENT TEAM HIGHS

| | | | |
|--------------------|--------------|-------------------|----------|
| Points | 84 | Drake | 1/31/08 |
| FG Made | 33 | Drake | 1/31/08 |
| FG Attempts | 71 | Miami | 12/16/07 |
| FG % | .532 (25-47) | Eastern Illinois | 11/11/07 |
| 3-Pt. FG Made | 9 | DePaul | 11/25/07 |
| 3-Pt. FG Attempts | 23 | Eastern Michigan | 12/2/07 |
| 3-Pt. FG % | .714 (5-7) | Eastern Illinois | 11/11/07 |
| FT Made | 28 | Evansville | 3/8/08 |
| FT Attempts | 36 | Evansville | 3/8/08 |
| FT % | .857 (12-14) | Western Illinois | 12/19/07 |
| Rebounds | 46 | Drake | 1/31/08 |
| Offensive Rebounds | 19 | South Florida | 11/18/07 |
| Defensive Rebounds | 33 | Drake | 1/31/08 |
| Assists | 20 | DePaul | 11/25/07 |
| Turnovers | 24 | Eastern Illinois | 11/11/07 |
| | | Northern Illinois | 12/31/07 |
| Blocks | 7 | Eastern Illinois | 11/11/07 |
| Steals | 15 | Bradley | 2/10/08 |

OPPONENT TEAM LOWS

| | | | |
|--------------------|--------------|-------------------|----------|
| Points | 46 | Bradley | 2/10/08 |
| FG Made | 15 | Bradley | 2/10/08 |
| FG Attempts | 47 | Eastern Illinois | 11/11/07 |
| | 47 | Drake | 3/16/08 |
| FG % | .269 (18-67) | Indiana State | 2/15/08 |
| 3-Pt. FG Made | 1 | Drake | 3/2/08 |
| 3-Pt. FG Attempts | 7 | Eastern Illinois | 11/11/07 |
| | 7 | Southern Illinois | 3/14/08 |
| 3-Pt. FG % | .083 (1-12) | Drake | 3/2/08 |
| FT Made | 3 | Wichita State | 2/21/08 |
| FT Attempts | 5 | Wichita State | 2/21/08 |
| FT % | .522 (12-23) | Bradley | 2/10/08 |
| Rebounds | 26 | Northern Iowa | 1/10/07 |
| Offensive Rebounds | 5 | Loyola | 11/25/07 |
| | 5 | Northern Iowa | 2/7/08 |
| Defensive Rebounds | 16 | Evansville | 1/3/08 |
| Assists | 5 | Northern Iowa | 1/10/07 |
| Turnovers | 8 | Indiana State | 2/15/08 |
| Blocks | 0 | Northern Illinois | 12/31/07 |
| Steals | 1 | Loyola | 11/29/07 |



ISU GAME-BY-GAME LEADERS

| DATE | OPPONENT | W/L | SCORE | POINTS | REBOUNDS | ASSISTS | BLOCKS | STEALS |
|-------|----------------------|-----|-------|-------------------------------------|--|--------------------------------------|--|---|
| 11/11 | at Eastern Illinois | W | 81-68 | 23 Kristi Cirone | 7 Ashleen Bracey | 8 Kristi Cirone | 2 Nicolle Lewis | 3 Tiffany Hudson 3 Maggie Krick |
| 11/15 | Green Bay | W | 79-70 | 20 Shala Jackson | 9 Ashleen Bracey | 5 Kristi Cirone 5 Tiffany Hudson | 1 Danielle Calef | 3 Shala Jackson |
| 11/17 | vs. Tennessee-Martin | W | 70-60 | 18 Tiffany Hudson | 6 Nicolle Lewis | 7 Kristi Cirone | 1 Nicolle Lewis | 4 Kristi Cirone |
| 11/18 | at South Florida | W | 82-57 | 27 Maggie Krick | 9 Ashleen Bracey | 9 Kristi Cirone | 1 Four Players | 3 Maggie Krick |
| 11/25 | DePaul | L | 75-80 | 25 Kristi Cirone | 11 Nicolle Lewis | 8 Kristi Cirone | 2 Nicolle Lewis | 1 Kristi Cirone |
| 11/29 | Loyola-Chicago | W | 82-51 | 16 Ashleen Bracey | 10 Ashleen Bracey | 11 Kristi Cirone | 1 Amanda Clifton | 1 Six Players |
| 12/2 | at Eastern Michigan | W | 79-61 | 24 Tiffany Hudson | 9 Ashleen Bracey | 6 Kristi Cirone 6 Maggie Krick | 0 | 4 Kristi Cirone |
| 12/4 | at Ball State | W | 71-54 | 18 Ashleen Bracey | 10 Ashleen Bracey | 7 Kristi Cirone | 4 Nicolle Lewis | 2 Tiffany Hudson |
| 12/16 | at Miami (Ohio) | W | 82-69 | 20 Nicolle Lewis | 11 Ashleen Bracey | 5 Kristi Cirone | 1 Kristi Cirone 1 Nicolle Lewis 1 Kenyatta Shelton | 2 Nicolle Lewis |
| 12/19 | Western Illinois | W | 69-56 | 21 Maggie Krick | 7 Kristi Cirone | 7 Kristi Cirone | 1 Six Players | 1 Kristi Cirone 1 Lashawn Johnson 1 Maggie Krick |
| 12/31 | Northern Illinois | W | 78-54 | 15 Ashleen Bracey | 9 Ashleen Bracey | 5 Kristi Cirone 5 Tiffany Hudson | 1 Ashleen Bracey 1 Kenyatta Shelton | 3 Tiffany Hudson 3 Maggie Krick |
| 1/3 | at Evansville | W | 75-67 | 21 Kristi Cirone | 10 Ashleen Bracey | 6 Kristi Cirone | 3 Nicolle Lewis | 2 Kristi Cirone |
| 1/5 | at Southern Illinois | W | 82-78 | 27 Kristi Cirone | 12 Ashleen Bracey | 7 Kristi Cirone | 1 Kristi Cirone 1 Shala Jackson 1 Nicolle Lewis | 1 Tiffany Hudson 1 Maggie Krick |
| 1/10 | Northern Iowa | W | 74-53 | 25 Kristi Cirone | 8 Ashleen Bracey | 5 Tiffany Hudson | 2 Nicolle Lewis | 3 Ashleen Bracey 3 Kristi Cirone |
| 1/13 | at Bradley | W | 94-61 | 15 Kristi Cirone 15 Maggie Krick | 7 Nicolle Lewis | 7 Tiffany Hudson | 1 Amanda Clifton 1 Nicolle Lewis | 2 Ashley Sandstead |
| 1/19 | Indiana State | W | 77-70 | 19 Kristi Cirone | 11 Shala Jackson | 4 Tiffany Hudson 4 Shala Jackson | 2 Ashleen Bracey 2 Nicolle Lewis | 1 Ashleen Bracey 1 Kristi Cirone 1 Tiffany Hudson |
| 1/25 | at Missouri State | W | 95-59 | 25 Maggie Krick | 13 Shala Jackson | 7 Tiffany Hudson | 3 Nicolle Lewis | 5 Kristi Cirone |
| 1/27 | at Wichita State | W | 71-53 | 15 Kristi Cirone | 9 Nicolle Lewis | 7 Kristi Cirone | 3 Nicolle Lewis | 6 Kristi Cirone |
| 1/31 | Drake | W | 88-84 | 24 Ashleen Bracey | 8 Ashleen Bracey | 6 Ashleen Bracey | 1 Ashleen Bracey 1 Nicolle Lewis | 2 Tiffany Hudson 2 Maggie Krick |
| 2/2 | Creighton | L | 71-75 | 17 Maggie Krick | 6 Ashleen Bracey | 5 Kristi Cirone | 1 Kristi Cirone 1 Lashawn Johnson 1 Maggie Krick | 5 Kristi Cirone |
| 2/7 | at Northern Iowa | L | 62-64 | 19 Kristi Cirone | 15 Ashleen Bracey | 5 Kristi Cirone | 4 Ashleen Bracey | 3 Shala Jackson |
| 2/10 | Bradley | W | 79-46 | 18 Maggie Krick | 8 Maggie Krick | 6 Maggie Krick | 0 | 4 Kristi Cirone |
| 2/15 | at Indiana State | W | 91-56 | 24 Maggie Krick | 8 Ashleen Bracey | 12 Kristi Cirone | 7 Nicolle Lewis | 3 Kristi Cirone |
| 2/21 | Wichita State | W | 77-57 | 16 Nicolle Lewis | 8 Nicolle Lewis | 4 Kristi Cirone 4 Maggie Krick | 1 Four Players | 8 Kristi Cirone |
| 2/24 | Missouri State | W | 78-66 | 21 Kristi Cirone | 7 Ashleen Bracey | 6 Maggie Krick | 1 Maggie Krick 1 Nicolle Lewis 1 Kenyatta Shelton | 4 Kristi Cirone |
| 2/29 | at Creighton | L | 80-77 | 17 Kristi Cirone | 7 Ashleen Bracey 7 Shala Jackson 7 Nicolle Lewis | 4 Kristi Cirone 4 Maggie Krick | 2 Maggie Krick | 5 Kristi Cirone |
| 3/2 | at Drake | L | 72-66 | 19 Kristi Cirone | 8 Ashleen Bracey | 3 Shala Jackson 3 Maggie Krick | 1 Lashawn Johnson 1 Kenyatta Shelton | 4 Shala Jackson |
| 3/6 | Southern Illinois | L | 72-69 | 28 Nicolle Lewis | 10 Nicolle Lewis | 4 Ashleen Bracey 4 Tiffany Hudson | 1 Shala Jackson 1 Nicolle Lewis 1 Kenyatta Shelton | 2 Ashleen Bracey 2 Kristi Cirone 2 Tiffany Hudson |
| 3/8 | Evansville | W | 87-72 | 22 Maggie Krick | 14 Nicolle Lewis | 7 Maggie Krick | 1 Kristi Cirone | 3 Kristi Cirone |
| 3/14 | Southern Illinois | W | 77-65 | 27 Kristi Cirone | 8 Shala Jackson | 4 Maggie Krick | 3 Kenyatta Shelton | 4 Ashleen Bracey |
| 3/15 | Creighton | W | 68-60 | 15 Maggie Krick | 16 Ashleen Bracey | 4 Kristi Cirone 4 Tiffany Hudson | 3 Kenyatta Shelton | 1 Kristi Cirone 1 Maggie Krick |
| 3/16 | Drake | W | 70-62 | 20 Kristi Cirone | 16 Ashleen Bracey | 3 Ashleen Bracey 3 Maggie Krick | 1 Five Players | 3 Kristi Cirone |

ISU GAME LEADER TOTALS

| POINTS | REBOUNDS | ASSISTS | BLOCKS | STEALS |
|-----------------------|------------------------|-----------------------|--------------------------|-------------------------|
| Ashleen Bracey4 | Ashleen Bracey20 | Ashleen Bracey3 | Ashleen Bracey7 | Ashleen Bracey4 |
| Kristi Cirone14 | Kristi Cirone1 | Kristi Cirone20 | Danielle Calef1 | Kristi Cirone20 |
| Tiffany Hudson2 | Shala Jackson4 | Tiffany Hudson8 | Kristi Cirone6 | Amanda Clifton1 |
| Shala Jackson1 | Maggie Krick1 | Shala Jackson2 | Amanda Clifton2 | Tiffany Hudson8 |
| Maggie Krick9 | Nicolle Lewis8 | Maggie Krick9 | Tiffany Hudson2 | Shala Jackson3 |
| Nicolle Lewis3 | | | Shala Jackson4 | Lashawn Johnson1 |
| | | | Lashawn Johnson6 | Maggie Krick8 |
| | | | Maggie Krick4 | Nicolle Lewis2 |
| | | | Nicolle Lewis17 | Ashley Sandstead1 |
| | | | Kenyatta Shelton11 | Brooke Singleton1 |

GAME-BY-GAME COMPARISONS

| GAME | POINTS | TOTAL | | 3-PT. | | FT-FTA | PCT. | REBOUNDS | | | PF | A | TO | B | S |
|-------------------|-------------|-----------------|-------------|----------------|-------------|----------------|-------------|------------|------------|-------------|------------|------------|------------|------------|------------|
| | | FG-FGA | PCT. | FG-FGA | PCT. | | | OFF. | DEF. | TOTAL | | | | | |
| Illinois State | 81 | 22-62 | .435 | 8-18 | .444 | 19-31 | .613 | 18 | 17 | 35 | 19 | 18 | 14 | 3 | 11 |
| Eastern Illinois | 68 | 25-47 | .532 | 5-7 | .714 | 13-17 | .765 | 6 | 23 | 29 | 27 | 14 | 24 | 7 | 5 |
| Illinois State | 79 | 28-51 | .549 | 7-17 | .412 | 16-24 | .667 | 5 | 26 | 31 | 17 | 17 | 19 | 1 | 9 |
| Green Bay | 70 | 28-63 | .413 | 7-19 | .368 | 11-16 | .688 | 15 | 20 | 35 | 18 | 14 | 21 | 12 | 7 |
| Illinois State | 70 | 27-57 | .474 | 8-22 | .364 | 8-13 | .615 | 11 | 18 | 29 | 17 | 17 | 13 | 1 | 7 |
| UT-Martin | 60 | 20-39 | .513 | 5-11 | .455 | 15-19 | .789 | 3 | 22 | 25 | 13 | 10 | 20 | 0 | 7 |
| Illinois State | 82 | 32-60 | .533 | 9-23 | .391 | 9-14 | .643 | 5 | 33 | 38 | 22 | 24 | 17 | 4 | 6 |
| South Florida | 57 | 19-67 | .284 | 3-17 | .176 | 16-25 | .640 | 19 | 26 | 45 | 17 | 10 | 20 | 3 | 7 |
| Illinois State | 75 | 30-70 | .429 | 9-23 | .391 | 6-9 | .667 | 18 | 25 | 43 | 17 | 19 | 18 | 4 | 1 |
| DePaul | 80 | 32-64 | .500 | 9-18 | .500 | 7-13 | .538 | 13 | 23 | 36 | 14 | 20 | 16 | 2 | 14 |
| Illinois State | 82 | 32-76 | .421 | 7-15 | .467 | 11-14 | .786 | 23 | 32 | 55 | 9 | 25 | 11 | 3 | 6 |
| Loyola | 51 | 20-59 | .339 | 5-17 | .294 | 6-9 | .667 | 9 | 23 | 32 | 14 | 9 | 17 | 5 | 1 |
| Illinois State | 79 | 34-69 | .493 | 7-14 | .500 | 4-7 | .571 | 14 | 34 | 48 | 17 | 23 | 12 | 0 | 8 |
| Eastern Michigan | 61 | 21-56 | .375 | 8-23 | .348 | 11-16 | .688 | 6 | 22 | 28 | 15 | 9 | 13 | 2 | 6 |
| Illinois State | 71 | 30-65 | .462 | 1-13 | .077 | 10-10 | 1.000 | 14 | 27 | 41 | 18 | 17 | 11 | 5 | 7 |
| Ball State | 54 | 17-57 | .298 | 8-22 | .364 | 12-19 | .632 | 16 | 22 | 38 | 15 | 10 | 17 | 3 | 4 |
| Illinois State | 82 | 31-58 | .534 | 3-13 | .231 | 17-20 | .850 | 9 | 31 | 40 | 16 | 18 | 17 | 3 | 5 |
| Miami (Ohio) | 69 | 27-71 | .380 | 5-18 | .278 | 10-15 | .667 | 17 | 20 | 37 | 18 | 10 | 15 | 6 | 9 |
| Illinois State | 69 | 29-59 | .492 | 9-25 | .360 | 2-4 | .500 | 11 | 23 | 34 | 14 | 19 | 14 | 6 | 3 |
| Western Illinois | 56 | 20-52 | .385 | 4-13 | .308 | 12-14 | .857 | 10 | 20 | 30 | 10 | 11 | 12 | 1 | 10 |
| Illinois State | 78 | 32-63 | .508 | 4-15 | .267 | 10-15 | .667 | 9 | 25 | 34 | 16 | 21 | 11 | 2 | 11 |
| Northern Illinois | 54 | 19-53 | .358 | 4-18 | .222 | 12-19 | .632 | 12 | 26 | 38 | 14 | 8 | 24 | 0 | 5 |
| Illinois State | 75 | 26-50 | .520 | 7-19 | .368 | 16-18 | .889 | 8 | 26 | 34 | 19 | 19 | 19 | 3 | 3 |
| Evansville | 67 | 24-60 | .400 | 7-20 | .350 | 12-18 | .667 | 13 | 16 | 29 | 15 | 9 | 14 | 3 | 9 |
| Illinois State | 82 | 27-60 | .450 | 3-7 | .429 | 25-30 | .833 | 17 | 30 | 47 | 21 | 15 | 16 | 4 | 2 |
| Southern Illinois | 78 | 27-62 | .435 | 5-11 | .455 | 19-24 | .792 | 8 | 20 | 28 | 25 | 14 | 9 | 3 | 7 |
| Illinois State | 74 | 26-53 | .491 | 9-18 | .500 | 13-19 | .684 | 11 | 23 | 34 | 19 | 16 | 17 | 2 | 10 |
| Northern Iowa | 53 | 20-49 | .408 | 3-14 | .214 | 10-14 | .714 | 7 | 19 | 26 | 17 | 5 | 21 | 1 | 4 |
| Illinois State | 94 | 38-64 | .594 | 17-30 | .567 | 8-12 | .667 | 7 | 27 | 34 | 18 | 27 | 10 | 2 | 6 |
| Bradley | 61 | 21-52 | .404 | 4-11 | .364 | 15-18 | .833 | 6 | 21 | 27 | 16 | 18 | 17 | 1 | 8 |
| Illinois State | 77 | 28-72 | .389 | 6-23 | .261 | 15-21 | .714 | 19 | 33 | 52 | 18 | 17 | 8 | 7 | 3 |
| Indiana State | 70 | 24-64 | .375 | 7-21 | .333 | 15-20 | .750 | 10 | 28 | 38 | 19 | 14 | 10 | 4 | 4 |
| Illinois State | 96 | 30-66 | .455 | 14-27 | .519 | 21-24 | .875 | 16 | 39 | 55 | 16 | 21 | 14 | 6 | 9 |
| Missouri State | 59 | 19-63 | .302 | 7-21 | .333 | 14-20 | .700 | 8 | 22 | 30 | 17 | 10 | 12 | 3 | 4 |
| Illinois State | 71 | 25-57 | .439 | 4-16 | .250 | 17-24 | .708 | 10 | 28 | 38 | 21 | 17 | 13 | 4 | 10 |
| Wichita State | 52 | 18-57 | .316 | 2-11 | .182 | 15-21 | .714 | 15 | 24 | 39 | 18 | 10 | 18 | 3 | 6 |
| Illinois State | 88 | 32-69 | .464 | 6-13 | .462 | 18-27 | .667 | 10 | 26 | 36 | 17 | 20 | 9 | 2 | 6 |
| Drake | 84 | 33-67 | .493 | 6-18 | .333 | 12-21 | .571 | 13 | 33 | 46 | 19 | 19 | 13 | 5 | 3 |
| Illinois State | 71 | 29-58 | .500 | 3-8 | .375 | 10-14 | .714 | 5 | 22 | 27 | 17 | 14 | 10 | 3 | 8 |
| Creighton | 75 | 29-57 | .509 | 8-17 | .471 | 9-15 | .600 | 9 | 24 | 33 | 12 | 14 | 13 | 1 | 4 |
| Illinois State | 62 | 19-59 | .322 | 4-14 | .286 | 20-22 | .909 | 13 | 30 | 43 | 15 | 11 | 10 | 8 | 5 |
| Northern Iowa | 64 | 23-54 | .426 | 8-21 | .381 | 10-16 | .625 | 5 | 26 | 31 | 19 | 15 | 11 | 2 | 4 |
| Illinois State | 79 | 29-58 | .500 | 9-20 | .450 | 12-13 | .923 | 13 | 34 | 47 | 16 | 20 | 26 | 0 | 14 |
| Bradley | 46 | 15-55 | .273 | 4-16 | .250 | 12-23 | .522 | 10 | 17 | 27 | 17 | 8 | 20 | 2 | 15 |
| Illinois State | 91 | 35-60 | .583 | 7-17 | .412 | 14-16 | .875 | 6 | 36 | 42 | 23 | 24 | 10 | 10 | 5 |
| Indiana State | 56 | 18-67 | .269 | 4-13 | .308 | 16-24 | .667 | 17 | 21 | 38 | 15 | 8 | 8 | 3 | 3 |
| Illinois State | 77 | 33-61 | .541 | 4-13 | .308 | 7-13 | .538 | 14 | 26 | 40 | 13 | 19 | 16 | 4 | 12 |
| Wichita State | 57 | 25-57 | .439 | 4-11 | .364 | 3-5 | .600 | 8 | 19 | 27 | 18 | 12 | 20 | 3 | 10 |
| Illinois State | 78 | 32-57 | .561 | 5-17 | .294 | 9-17 | .529 | 11 | 26 | 37 | 19 | 20 | 19 | 3 | 11 |
| Missouri State | 66 | 24-56 | .429 | 3-8 | .375 | 15-20 | .750 | 10 | 20 | 30 | 22 | 12 | 15 | 1 | 8 |
| Illinois State | 77 | 27-63 | .429 | 4-14 | .286 | 19-21 | .905 | 10 | 25 | 35 | 16 | 11 | 14 | 5 | 10 |
| Creighton | 80 | 29-68 | .426 | 7-20 | .350 | 15-19 | .789 | 17 | 26 | 43 | 15 | 12 | 18 | 3 | 7 |
| Illinois State | 66 | 28-69 | .406 | 4-18 | .222 | 6-9 | .667 | 13 | 21 | 34 | 28 | 10 | 10 | 2 | 9 |
| Drake | 72 | 24-53 | .453 | 1-12 | .083 | 23-36 | .639 | 16 | 28 | 44 | 13 | 13 | 16 | 2 | 3 |
| Illinois State | 69 | 26-60 | .433 | 2-11 | .182 | 15-20 | .750 | 14 | 25 | 39 | 15 | 16 | 14 | 3 | 7 |
| Southern Illinois | 72 | 29-60 | .483 | 7-13 | .538 | 7-11 | .636 | 9 | 25 | 34 | 16 | 17 | 12 | 2 | 4 |
| Illinois State | 87 | 31-72 | .431 | 6-17 | .353 | 19-26 | .731 | 22 | 28 | 50 | 24 | 18 | 9 | 1 | 4 |
| Evansville | 72 | 20-49 | .408 | 4-15 | .267 | 28-36 | .778 | 6 | 24 | 30 | 26 | 7 | 12 | 4 | 2 |
| Illinois State | 77 | 26-61 | .426 | 5-11 | .455 | 20-27 | .741 | 10 | 26 | 36 | 19 | 10 | 11 | 9 | 9 |
| Southern Illinois | 65 | 24-54 | .444 | 2-7 | .286 | 15-22 | .682 | 7 | 29 | 36 | 20 | 13 | 16 | 1 | 4 |
| Illinois State | 68 | 25-60 | .417 | 3-10 | .300 | 15-20 | .750 | 13 | 30 | 43 | 17 | 13 | 9 | 5 | 2 |
| Creighton | 60 | 20-64 | .313 | 3-14 | .214 | 17-24 | .708 | 18 | 24 | 42 | 18 | 9 | 9 | 2 | 5 |
| Illinois State | 70 | 25-64 | .391 | 2-12 | .167 | 18-26 | .692 | 22 | 21 | 43 | 20 | 10 | 7 | 5 | 7 |
| Drake | 62 | 20-47 | .426 | 5-9 | .556 | 17-22 | .773 | 8 | 21 | 29 | 24 | 11 | 14 | 3 | 1 |
| TOTAL | 2476 | 929-1983 | .468 | 189-521 | .363 | 429-580 | .740 | 401 | 873 | 1274 | 574 | 566 | 429 | 120 | 226 |
| OPPONENT | 2052 | 732-1843 | .397 | 164-486 | .337 | 424-611 | .694 | 346 | 734 | 1080 | 555 | 375 | 497 | 83 | 190 |



MISCELLANEOUS TEAM STATS

| DATE | OPPONENT | W/L | POINTS IN THE PAINT | | 2ND CHANCE POINTS | | POINTS OFF TURNOVERS | | FASTBREAK POINTS | | BENCH POINTS | |
|----------------|----------------------|-----|---------------------|-------------|-------------------|------------|----------------------|-------------|------------------|------------|--------------|-------------|
| | | | ISU | OPP. | ISU | OPP. | ISU | OPP. | ISU | OPP. | ISU | OPP. |
| 11/11 | at Eastern Illinois | W | 32 | 22 | 20 | 5 | 22 | 16 | 8 | 7 | 18 | 26 |
| 11/15 | Green Bay | W | 28 | 34 | 5 | 10 | 20 | 17 | 14 | 4 | 25 | 17 |
| 11/17 | vs. Tennessee-Martin | W | 22 | 14 | 11 | 0 | 24 | 11 | 4 | 6 | 20 | 10 |
| 11/18 | at South Florida | W | 32 | 26 | 7 | 13 | 30 | 15 | 12 | 0 | 11 | 10 |
| 11/25 | DePaul | L | 36 | 24 | 12 | 16 | 25 | 17 | 6 | 6 | 13 | 5 |
| 11/29 | Loyola-Chicago | W | 28 | 22 | 15 | 10 | 15 | 8 | 14 | 6 | 40 | 17 |
| 12/2 | at Eastern Michigan | W | 42 | 24 | 14 | 5 | 14 | 15 | 12 | 10 | 12 | 12 |
| 12/4 | at Ball State | W | 50 | 14 | 12 | 11 | 22 | 5 | 16 | 2 | 14 | 8 |
| 12/16 | at Miami (Ohio) | W | 34 | 28 | 10 | 14 | 17 | 11 | 6 | 4 | 12 | 13 |
| 12/19 | Western Illinois | W | 26 | 18 | 17 | 8 | 19 | 15 | 12 | 2 | 14 | 12 |
| 12/31 | Northern Illinois | W | 36 | 20 | 6 | 8 | 31 | 12 | 6 | 3 | 27 | 9 |
| 1/3 | at Evansville | W | 18 | 22 | 8 | 20 | 24 | 24 | 7 | 8 | 13 | 9 |
| 1/5 | at Southern Illinois | W | 28 | 24 | 15 | 11 | 10 | 12 | 10 | 8 | 16 | 26 |
| 1/10 | Northern Iowa | W | 28 | 12 | 9 | 7 | 19 | 10 | 8 | 0 | 22 | 18 |
| 1/13 | at Bradley | W | 38 | 16 | 13 | 4 | 19 | 8 | 22 | 2 | 40 | 30 |
| 1/19 | Indiana State | W | 36 | 18 | 15 | 11 | 10 | 5 | 9 | 2 | 28 | 25 |
| 1/25 | at Missouri State | W | 26 | 18 | 22 | 2 | 17 | 9 | 10 | 2 | 25 | 6 |
| 1/27 | at Wichita State | W | 36 | 16 | 9 | 14 | 25 | 14 | 0 | 0 | 19 | 28 |
| 1/31 | Drake | W | 42 | 28 | 17 | 15 | 15 | 12 | 7 | 9 | 11 | 15 |
| 2/2 | Creighton | L | 46 | 32 | 16 | 13 | 4 | 10 | 14 | 5 | 19 | 16 |
| 2/7 | at Northern Iowa | L | 22 | 20 | 10 | 5 | 9 | 10 | 2 | 2 | 9 | 17 |
| 2/10 | Bradley | W | 28 | 18 | 15 | 6 | 24 | 19 | 8 | 8 | 28 | 21 |
| 2/15 | at Indiana State | W | 52 | 22 | 11 | 11 | 10 | 7 | 12 | 2 | 13 | 10 |
| 2/21 | Wichita State | W | 48 | 22 | 16 | 4 | 30 | 17 | 23 | 8 | 21 | 31 |
| 2/24 | Missouri State | W | 48 | 14 | 14 | 9 | 17 | 19 | 19 | 0 | 18 | 15 |
| 2/29 | at Creighton | L | 38 | 36 | 9 | 20 | 19 | 14 | 12 | 0 | 11 | 7 |
| 3/2 | at Drake | L | 28 | 36 | 5 | 9 | 18 | 9 | 2 | 5 | 5 | 19 |
| 3/6 | Southern Illinois | L | 42 | 28 | 13 | 9 | 9 | 18 | 2 | 6 | 14 | 23 |
| 3/8 | Evansville | W | 34 | 28 | 25 | 4 | 17 | 14 | 6 | 4 | 13 | 23 |
| 3/14 | Southern Illinois | W | 32 | 28 | 7 | 5 | 22 | 8 | 6 | 6 | 17 | 15 |
| 3/15 | Creighton | W | 30 | 28 | 15 | 13 | 7 | 8 | 2 | 0 | 18 | 23 |
| 3/16 | Drake | W | 36 | 16 | 18 | 8 | 9 | 7 | 2 | 2 | 13 | 15 |
| TOTAL | | | 1,102 | 728 | 411 | 300 | 573 | 396 | 293 | 124 | 569 | 467 |
| AVERAGE | | | 34.4 | 22.8 | 12.8 | 9.4 | 17.9 | 12.4 | 9.2 | 3.9 | 17.8 | 15.8 |

REDBIRD EXTRAS

| | |
|--|----------------------------------|
| Largest Lead..... | 41 vs. Bradley (2/10/08) |
| Largest Deficit..... | 14 vs. UT-Martin (11/17/07) |
| Largest Margin of Victory..... | 36 at Missouri State (1/25/08) |
| Largest Margin of Defeat..... | 6 at Drake (3/2/08) |
| Smallest Margin of Victory..... | 4 at Southern Illinois (1/5/08) |
| | 4 vs. Drake (1/31/08) |
| Smallest Margin of Defeat..... | 2 at Northern Iowa (2/7/08) |
| Largest Deficit Overcome In a Win..... | 14 vs. UT-Martin (11/17/07) |
| Largest Lead In a Loss..... | 12 at Creighton (2/29/08) |
| Largest Halftime Lead..... | 25 at Bradley (1/13/08) |
| Largest Halftime Deficit..... | 9 vs. UT-Martin (11/17/07) |
| Smallest Halftime Lead..... | 2 vs. Creighton (2/2/08) |
| Smallest Halftime Deficit..... | 1 vs. Southern Illinois (3/6/08) |
| | 1 vs. Drake (3/16/08) |
| Number of Times Leading at Half..... | 24 |
| Number of Times Trailing at Half..... | 7 |
| Number of Times Tied at Half..... | 1 |
| Most Points In 1st Half..... | 50 at Bradley (1/13/08) |
| Most Points In 2nd Half..... | 55 at Missouri State (1/25/08) |
| Fewest Points In 1st Half..... | 24 vs. UT-Martin (11/17/07) |
| Fewest Points In 2nd Half..... | 31 at Ball State (12/4/07) |
| Most Points Allowed in 1st Half..... | 43 vs. Green Bay (11/15/07) |
| Most Points Allowed in 2nd Half..... | 46 vs. Creighton (2/2/08) |
| Fewest Points Allowed in 1st Half..... | 22 at South Florida(11/18/07) |
| | 22 vs. Loyola (11/29/07) |
| | 22 vs. Bradley (2/10/08) |
| Fewest Points Allowed in 2nd Half..... | 19 at Missouri State (1/25/08) |
| Highest Shooting Pct. In 1st Half..... | .618 at Bradley (1/13/08) |
| Highest Shooting Pct. In 2nd Half..... | .700 at Indiana State (2/15/08) |
| Lowest Shooting Pct. In 1st Half..... | .235 at Northern Iowa (2/7/08) |
| Lowest Shooting Pct. In 2nd Half..... | .378 at Drake (3/2/08) |

REDBIRD FREE THROWS IN THE CLUTCH

| | 5:00-2:00 | 1:59-1:00 | :59-:00 | TOTAL | PCT. | OT | PCT. | 07-08 | PCT. |
|-------------|--------------|--------------|--------------|----------------|-------------|------------|-------------|----------------|-------------|
| Banks | 1-2 | -- | -- | 1-2 | .500 | -- | -- | 3-4 | .750 |
| Bracey | 1-2 | 1-2 | 8-10 | 10-14 | .714 | -- | -- | 37-54 | .685 |
| Butler | 2-2 | 3-4 | -- | 5-6 | .833 | -- | -- | 5-6 | .833 |
| Calef | 1-3 | 2-2 | -- | 3-5 | .600 | -- | -- | 5-12 | .417 |
| Cirone | 19-23 | 8-10 | 7-11 | 34-44 | .773 | -- | -- | 99-124 | .798 |
| Clifton | 1-2 | 0-1 | -- | 1-3 | .333 | -- | -- | 5-11 | .455 |
| Hudson | 13-16 | 1-1 | 6-6 | 20-22 | .909 | 1-2 | .500 | 62-80 | .789 |
| Jackson | 4-6 | -- | -- | 4-6 | .667 | -- | -- | 49-63 | .778 |
| Johnson | -- | 2-2 | -- | 2-2 | 1.000 | -- | -- | 18-31 | .581 |
| Krick | 4-6 | 2-3 | 9-10 | 15-18 | .833 | 0-2 | .000 | 36-46 | .783 |
| Lewis | 5-7 | -- | -- | 5-7 | .714 | -- | -- | 75-90 | .833 |
| Sandstead | 2-2 | -- | -- | 2-2 | 1.000 | -- | -- | 5-6 | .833 |
| Shelton | 8-12 | 1-2 | 2-4 | 11-18 | .611 | -- | -- | 30-53 | .566 |
| Singleton | -- | -- | -- | -- | -- | -- | -- | 0-0 | .000 |
| TEAM | 61-83 | 20-27 | 32-41 | 113-151 | .748 | 1-4 | .250 | 429-580 | .740 |

LAST TIME THAT....**ILLINOIS STATE INDIVIDUAL**

| | |
|---|---|
| Scored 40 points..... | Caryn Brune (43) vs. Marquette (12/11/92) |
| Scored 30 points..... | Holly Hallstrom (30) at Indiana State (1/7/06) |
| Scored 25 points..... | Kristi Cirone (27) vs. Southern Illinois (3/14/08) |
| Made 15 field goals..... | |
| Made 10 field goals..... | Maggie Krick (10) at Indiana State (2/15/08) |
| Made 5 three-point field goals..... | Maggie Krick (7) at Missouri State (1/25/08) |
| Made 10 free throws..... | Kristi Cirone (10) at Southern Illinois (1/5/08) |
| Attempted 15 field goals..... | Kristi Cirone (16) vs. Southern Illinois (3/14/08) |
| Attempted 10 three-point field goals..... | Megan McCracken (10) at South Dakota State (3/17/07) |
| Attempted 15 free throws..... | Kristi Cirone (16) vs. Ball State (12/6/06) |
| Attempted 10 free throws..... | Kristi Cirone (11) vs. Southern Illinois (3/14/08) |
| Had 20 rebounds..... | Erin Keeney (23) vs. Drake (1/6/05) |
| Had 15 rebounds..... | Ashleen Bracey (16) vs. Drake (3/16/08) |
| Had 10 rebounds..... | Nicolle Lewis (14) vs. Evansville (3/8/08) |
| Posted a double-double..... | Ashleen Bracey vs. Drake 93/16/08 (14 points, 16 rebounds) |
| Posted a triple-double..... | Tami Baalke at Western Illinois (2/22/91) (15 points, 10 rebounds, 11 assists) |
| Had 10 assists..... | Kristi Cirone (12) at Indiana State (2/15/08) |
| Had 5 steals..... | Kristi Cirone (5) at Creighton (2/29/08) |
| Had 5 blocks..... | Nicolle Lewis (7) at Indiana State (2/15/08) |

ILLINOIS STATE TEAM

| | |
|---|--|
| Scored 100 points..... | 101 vs. Eastern Illinois (11/28/06) |
| Scored 90 points..... | 92 at Indiana State (2/15/08) |
| Scored 80 points..... | 87 vs. Evansville (3/8/08) |
| Scored less than 50 points..... | 48 vs. South Dakota State (3/17/07) |
| Scored less than 40 points..... | 36 at Bradley (1/6/02) |
| Scored 50 points in a half..... | 53 at Indiana State (2/15/08) |
| Scored less than 20 points in a half..... | 18 (2nd) vs. South Dakota State (3/17/07) |
| Made 50 field goals..... | 50 vs. Loyola (2/2/78) |
| Made 40 field goals..... | 41 at Western Illinois (12/22/91) |
| Made 30 field goals..... | 31 vs. Evansville (3/8/08) |
| Made 15 3-Pt. field goals..... | 15 vs. Eastern Illinois (11/28/06) |
| Made 10 3-Pt. field goals..... | 14 at Missouri State (1/25/08) |
| Made 30 free throws..... | 31 vs. Northern Iowa (1/2/04) |
| Made 20 free throws..... | 20 vs. Southern Illinois (3/14/08) |
| Made 15 free throws..... | 18 vs. Drake (3/16/08) |
| Had 60 rebounds..... | 66 vs. Fairleigh Dickinson (12/4/93) |
| Had 50 rebounds..... | 50 vs. Evansville (3/8/08) |
| Had 40 rebounds..... | 43 vs. Drake (3/16/08) |
| Had 30 assists..... | 32 at Western Illinois (1/20/90) |
| Had 20 assists..... | 20 vs. Indiana State (2/24/08) |
| Committed less than 10 turnovers..... | 9 vs. Evansville (3/8/08) |
| Committed more than 20 turnovers..... | 26 vs. Bradley (2/10/08) |
| Had 20 steals..... | 20 vs. Howard (12/2/94) |
| Had 10 steals..... | 10 at Creighton (2/29/08) |
| Had 10 blocks..... | 10 at Indiana State (2/15/08) |
| Had 5 blocks..... | 5 vs. Drake (3/16/08) |
| Two players scored 30 points..... | Never happened |
| Three players scored 20 points..... | at Bradley (2/7/98) Jenny Schmidt (28), Corinne Vossel (23), Valerie Trame (20) |
| Two players scored 20 points..... | at Indiana State (2/15/08) Maggie Krick (24), Nicolle Lewis (21) |
| Six players scored in double-figures..... | at Indiana (12/15/89) Tami Baalke (16), Luann Robinson (14), Char Govan (13), Cindy Kaufmann (12), Caryn Brune (10), Shannon Fulton (10) |
| Five players scored in double-figures..... | vs. Bradley (1/13/08) Kristi Cirone (15), Maggie Krick (15), Shala Jackson (12), Nicolle Lewis (12), Ashleen Bracey (10) |
| Four players scored in double-figures..... | vs. Southern Illinois (3/14/08) Kristi Cirone (27), Shala Jackson (15), Maggie Krick (14), Ashleen Bracey (11) |
| Three players scored in double-figures..... | vs. Drake (3/16/08) Kristi Cirone (20), Ashleen Bracey (14), Maggie Krick (14) |

OPPONENT INDIVIDUAL

| | |
|---|---|
| Scored 40 points..... | Kendra Wecker (41), Kansas State (11/26/04) |
| Scored 30 points..... | Jill Martin (33), Drake (1/31/08) |
| Scored 25 points..... | Jayne Sweere (25), Southern Illinois (1/5/08) |
| Made 15 field goals..... | Amy Swisher (15), Northern Iowa (2/9/03) |
| Made 10 field goals..... | Tiff Terwelp (10), Missouri State (2/24/08) |
| Made 5 three-point field goals..... | Alyssa Pittman (6), Eastern Michigan (12/2/07) |
| Made 10 free throws..... | Rachel Galligan (10), Eastern Illinois (11/28/06) |
| Attempted 15 field goals..... | Jayne Sweere (15), Southern Illinois (3/14/08) |
| Attempted 10 three-point field goals..... | Kelsey Luna (10), Indiana State (1/19/08) |
| Attempted 15 free throws..... | |
| Attempted 10 free throws..... | Laura Rudolphi (10), Indiana State (2/15/08) |
| Had 20 rebounds..... | |
| Had 15 rebounds..... | |
| Had 10 rebounds..... | Courtney Sales (11), Southern Illinois (3/14/08) |
| Posted a double-double..... | Courtney Sales, Southern Illinois (3/14/08) (22 points, 11 rebounds) |
| Posted a triple-double..... | Never happened |
| Had 10 assists..... | Lyndsey Medders (11), Iowa State (12/20/06) |
| Had 5 steals..... | Deirdre Naughton (5), DePaul (12/25/07) |
| Had 5 blocks..... | Breton Wyatt (5), Missouri State (2/10/07) |

OPPONENT TEAM

| | |
|---|---|
| Scored 100 points..... | 105, Kansas State (11/26/04) |
| Scored 90 points..... | 92, Green Bay (12/22/06) |
| Scored 80 points..... | 80, Creighton (2/29/08) |
| Scored less than 50 points..... | 48, Missouri State (2/10/07) |
| Scored less than 40 points..... | 37, Iowa State (12/18/93) |
| Scored 50 points in a half..... | 50 (2nd), Indiana State (1/19/07) |
| Scored less than 20 points in a half..... | 19 (2nd), Missouri State (1/25/08) |
| Made 50 field goals..... | Never happened |
| Made 40 field goals..... | 41, Kansas State (11/26/04) |
| Made 30 field goals..... | 33, Drake (1/31/08) |
| Made 15 3-Pt. field goals..... | Never happened |
| Made 10 3-Pt. field goals..... | 12, DePaul (11/18/06) |
| Made 30 free throws..... | 31, Green Bay (12/22/06) |
| Made 20 free throws..... | 28, Evansville (3/8/08) |
| Made 15 free throws..... | 15, Southern Illinois (3/14/08) |
| Had 60 rebounds..... | 60, Rice (3/15/07) |
| Had 50 rebounds..... | 50, Wichita State (1/29/04) |
| Had 40 rebounds..... | 44, Drake (3/2/08) |
| Had 30 assists..... | Never happened |
| Had 20 assists..... | 20, DePaul (11/25/07) |
| Committed less than 10 turnovers..... | 8, Indiana State (2/15/08) |
| Committed more than 20 turnovers..... | 20, Bradley (2/10/08) |
| Had 20 steals..... | 20, Evansville (12/31/99) |
| Had 10 steals..... | 15, Bradley (2/10/08) |
| Had 10 blocks..... | 10, Northern Illinois (12/30/02) |
| Had 5 blocks..... | 5, Drake (1/31/08) |
| Two players scored 30 points..... | Northern Iowa (2/17/05) Jessie Biggs (34), Emily Berry (33) |
| Three players scored 20 points..... | Drake (3/5/95) Tricia Wakely (27), Kristi Kinne (21), Julie Rittgers (20) |
| Two players scored 20 points..... | Northern Iowa (1/12/06) Cassie Hager (27), Tara King (24) |
| Six players scored in double-figures..... | Green Bay (12/22/06) Rachel Porath (16), Nicole Soulis (14), Lavesa Glover (13), Kati Harty (13), Natalie Berglin (12), Erin Templin (10) |
| Five players scored in double-figures..... | Southern Illinois (2/2/07) Carlai Moore (22), Dana Olsen (15), Debbie Burris (13), Jasmine Gibson (13), Jayme Sweere (11) |
| Four players scored in double-figures..... | Creighton (2/2/08) Kelsey Woodard (20), Sara Cain (10), Ally Thrall (10), Kristin Voss (10) |
| Three players scored in double-figures..... | Southern Illinois (3/14/08) Courtney Sales (22), Jayme Sweere (14), Ellen Young (11) |

TAMARA BUTLER

FORWARD • SR. • 5-10
CHAMPAIGN, ILL. (CENTENNIAL/LINCOLN LAND CC)



3

BUTLER'S HIGHS

POINTS

Season: 4 Twice
 Career: 9 vs. SIU (2/2/07)

REBOUNDS

Season: 2 Six times
 Career: 7 vs. UNI (2/25/07)

ASSISTS

Season: 2 at Bradley (1/13/08)
 Career: 2 vs. UNI (2/25/07)

BLOCKS

Season: 0
 Career: N/A

STEALS

Season: 1 Twice
 Career: 3 vs. SIU (2/2/07)

FIELD GOALS

Season: 2 vs. NIU (12/31/07)
 Career: 4 vs. SIU (2/2/07)

FIELD GOAL ATTEMPTS

Season: 3 vs. NIU (12/31/07)
 Career: 9 at Wichita State (2/12/07)

3-PT. FIELD GOALS

Season: 0
 Career: 1 Seven times

3-PT. FIELD GOAL ATTEMPTS

Season: 1 at USF (11/18/07)
 Career: 3 Three times

FREE THROWS

Season: 2 Twice
 Career: 2 Four times

FREE THROW ATTEMPTS

Season: 2 Three times
 Career: 2 Seven times

MINUTES

Season: 8 vs. NIU (12/31/07)
 Career: 26 vs. SIU (2/2/07)

- Tied her season-best with two rebounds against Bradley (2/10).
- Tied her season-high with four points and two rebounds against Northern Illinois.
- Against Loyola, recorded season-bests with four points and two rebounds. Also made her first free throws of the season.
- Saw her first action of the season against South Florida.

BUTLER GAME-BY-GAME

| DATE | OPPONENT | MIN. | FG | 3-PT | FT | O-D | TOT | PF | A | TO | B | S | TP |
|-------|-------------------------|------|-----|------|-----|-----|-------------------------------|----|---|----|---|---|----|
| 11/11 | at Eastern Illinois | | | | | | Did Not Play-Coach's Decision | | | | | | |
| 11/15 | Green Bay | | | | | | Did Not Play-Coach's Decision | | | | | | |
| 11/17 | vs. Tennessee-Martin | | | | | | Did Not Play-Coach's Decision | | | | | | |
| 11/18 | at South Florida | 2 | 0-1 | 0-1 | 0-0 | 0-0 | 0 | 1 | 0 | 0 | 0 | 0 | 0 |
| 11/25 | DePaul | | | | | | Did Not Play-Coach's Decision | | | | | | |
| 11/29 | Loyola-Chicago | 7 | 1-2 | 0-0 | 2-2 | 1-1 | 2 | 0 | 0 | 0 | 0 | 0 | 4 |
| 12/2 | at Eastern Michigan | 3 | 0-2 | 0-0 | 2-2 | 0-2 | 2 | 0 | 0 | 2 | 0 | 0 | 0 |
| 12/4 | at Ball State | 1 | 0-0 | 0-0 | 0-0 | 0-0 | 0 | 0 | 0 | 0 | 0 | 0 | 0 |
| 12/16 | at Miami (Ohio) | | | | | | Did Not Play-Coach's Decision | | | | | | |
| 12/19 | Western Illinois | | | | | | Did Not Play-Coach's Decision | | | | | | |
| 12/31 | Northern Illinois | 8 | 2-3 | 0-0 | 0-0 | 0-2 | 2 | 1 | 0 | 0 | 0 | 0 | 4 |
| 1/3 | at Evansville * | | | | | | Did Not Play-Coach's Decision | | | | | | |
| 1/5 | at Southern Illinois * | | | | | | Did Not Play-Coach's Decision | | | | | | |
| 1/10 | Northern Iowa* | 3 | 0-0 | 0-0 | 0-0 | 0-0 | 0 | 0 | 0 | 0 | 0 | 1 | 0 |
| 1/13 | at Bradley * | 8 | 0-1 | 0-0 | 0-0 | 0-2 | 2 | 0 | 2 | 1 | 0 | 0 | 0 |
| 1/19 | Indiana State * | | | | | | Did Not Play-Coach's Decision | | | | | | |
| 1/25 | at Missouri State * | 3 | 0-0 | 0-0 | 0-0 | 0-2 | 2 | 0 | 1 | 0 | 0 | 0 | 0 |
| 1/27 | at Wichita State * | 2 | 0-0 | 0-0 | 0-0 | 0-0 | 0 | 0 | 1 | 0 | 0 | 0 | 0 |
| 1/31 | Drake * | | | | | | Did Not Play-Coach's Decision | | | | | | |
| 2/2 | Creighton * | | | | | | Did Not Play-Coach's Decision | | | | | | |
| 2/7 | at Northern Iowa * | | | | | | Did Not Play-Coach's Decision | | | | | | |
| 2/10 | Bradley* | 4 | 0-2 | 0-0 | 0-0 | 1-1 | 2 | 2 | 0 | 0 | 0 | 0 | 0 |
| 2/15 | at Indiana State * | 1 | 0-0 | 0-0 | 0-0 | 0-0 | 0 | 1 | 0 | 0 | 0 | 0 | 0 |
| 2/21 | Wichita State * | 2 | 0-1 | 0-0 | 1-2 | 1-0 | 1 | 0 | 0 | 0 | 0 | 1 | 1 |
| 2/24 | Missouri State * | 1 | 0-0 | 0-0 | 0-0 | 0-0 | 0 | 0 | 0 | 0 | 0 | 0 | 0 |
| 2/29 | at Creighton * | | | | | | Did Not Play-Coach's Decision | | | | | | |
| 3/2 | at Drake * | | | | | | Did Not Play-Coach's Decision | | | | | | |
| 3/6 | Southern Illinois * | | | | | | Did Not Play-Coach's Decision | | | | | | |
| 3/8 | Evansville * | 1 | 0-0 | 0-0 | 0-0 | 0-0 | 0 | 0 | 0 | 0 | 0 | 0 | 0 |
| 3/14 | vs. Southern Illinois # | | | | | | Did Not Play-Coach's Decision | | | | | | |
| 3/15 | vs. Creighton # | 0+ | 0-0 | 0-0 | 0-0 | 0-0 | 0 | 0 | 0 | 0 | 0 | 0 | 0 |
| 3/16 | vs. Drake # | | | | | | Did Not Play-Coach's Decision | | | | | | |

* Game Started

* Missouri Valley Conference Game

MVC Tournament Game

BUTLER'S CAREER STATS

| YEAR | GP | GS | FIELD GOALS | | 3-PT. FG | | FREE THROWS | | REBOUNDS | | | | SCORING | | | | MINUTES | | | | |
|---------------|-----------|----------|--------------|-------------|-------------|-------------|-------------|-------------|-----------|-----------|-----------|------------|-------------|-----------|-----------|----------|----------|-----------|------------|------------|------------|
| | | | M-A | PCT. | M-A | PCT. | M-A | PCT. | OFF. | DEF. | TOT. | AVG. | PF-FO | AST | TO | BLK | STL | PTS. | AVG. | MIN. | AVG. |
| 2006-07 | 24 | 0 | 29-79 | .367 | 6-20 | .300 | 4-8 | .500 | 16 | 34 | 60 | 2.2 | 14-0 | 14 | 19 | 4 | 7 | 68 | 2.8 | 239 | 10.0 |
| 2007-08 | 15 | 0 | 3-12 | .250 | 0-1 | .000 | 5-6 | .833 | 3 | 10 | 13 | 0.9 | 5-0 | 4 | 3 | 0 | 2 | 11 | 0.9 | 46 | 3.1 |
| Totals | 39 | 0 | 32-95 | .337 | 6-23 | .261 | 9-14 | .643 | 19 | 47 | 66 | 1.7 | 19-0 | 18 | 22 | 4 | 9 | 79 | 2.2 | 285 | 7.3 |

BREA BANKS

FORWARD • JR. • 6-0
RICHTON PARK, ILL. (MARIAN CATHOLIC)



4

BANKS' HIGHS

POINTS

Season: 13 vs. Loyola (11/29/07)
 Career: 13 vs. Loyola (11/29/07)

REBOUNDS

Season: 7 vs. DePaul (11/25/07)
 Career: 7 vs. UNI (2/10/06)
 vs. DePaul (11/25/07)

ASSISTS

Season: 1 vs. Green Bay (11/15/07)
 Career: 2 at UTEP (12/18/06)
 vs. Green Bay (12/22/06)

BLOCKS

Season: 0
 Career: 1 Five times

STEALS

Season: 2 vs. Green Bay (11/15/07)
 Career: 2 Four times

FIELD GOALS

Season: 5 vs. Loyola (11/29/07)
 Career: 5 vs. Loyola (11/29/07)

FIELD GOAL ATTEMPTS

Season: 5 Twice
 Career: 8 vs. Indiana State (2/4/06)

3-PT. FIELD GOALS

Season: 1 10 times
 Career: 2 Three times

3-PT. FIELD GOAL ATTEMPTS

Season: 2 Six times
 Career: 5 at Illinois (12/22/05)

FREE THROWS

Season: 2 vs. Loyola (11/29/07)
 Career: 2 at Missouri State (2/10/07)
 vs. Loyola (11/29/07)

FREE THROW ATTEMPTS

Season: 2 Twice
 Career: 2 Eight times

MINUTES

Season: 16 vs. Loyola (11/29/07)
 Career: 25 at Oakland (12/10/05)

- Scored in six-straight Valley games at the beginning of the conference season.
- Scored six points on 3-of-5 shooting against Northern Illinois.
- Surpassed 100 career points with a three-pointer against Western Illinois.
- Against Loyola, scored a career-high 13 points on 5-for-5 shooting from the field, including 1-for-1 from three-point range, and a 2-for-2 performance from the free throw line. It was the first double-digit scoring performance of her career.
- Scored five points and tied her career-high with seven rebounds in 11 minutes of action against DePaul.
- Scored five points on 2-for-2 shooting, including her first three-pointer of the season, against Green Bay. It was Banks' highest point total since she had nine against Indiana State (2/4/06). Also had two steals and one assist in her 12 minutes of action against the Phoenix.
- Saw first action of the season against Eastern Illinois. Had one rebound in that game.

BANKS GAME-BY-GAME

| DATE | OPPONENT | MIN. | FG | 3-PT | FT | O-D | TOT | PF | A | TO | B | S | TP |
|-------|-------------------------|------|-----|------|-----|-----|-----|----|---|----|---|---|-------------------------------|
| 11/11 | at Eastern Illinois | 1 | 0-0 | 0-0 | 0-0 | 0-1 | 1 | 0 | 0 | 0 | 0 | 0 | 0 |
| 11/15 | Green Bay | 12 | 2-2 | 1-1 | 0-0 | 0-1 | 1 | 1 | 1 | 0 | 0 | 2 | 5 |
| 11/17 | vs. Tennessee-Martin | 5 | 0-2 | 0-2 | 0-0 | 0-0 | 0 | 1 | 0 | 0 | 0 | 0 | 0 |
| 11/18 | at South Florida | 5 | 0-1 | 0-1 | 0-0 | 0-2 | 2 | 1 | 0 | 1 | 0 | 0 | 0 |
| 11/25 | DePaul | 11 | 2-4 | 1-2 | 0-0 | 1-6 | 7 | 1 | 0 | 0 | 0 | 0 | 5 |
| 11/29 | Loyola-Chicago | 16 | 5-5 | 1-1 | 2-2 | 1-2 | 3 | 0 | 0 | 0 | 0 | 0 | 13 |
| 12/2 | at Eastern Michigan | 3 | 0-0 | 0-0 | 0-0 | 0-0 | 0 | 2 | 0 | 1 | 0 | 0 | 0 |
| 12/4 | at Ball State | 2 | 0-0 | 0-0 | 0-0 | 0-0 | 0 | 0 | 0 | 1 | 0 | 0 | 0 |
| 12/16 | at Miami (Ohio) | 1 | 0-0 | 0-0 | 0-0 | 0-0 | 0 | 0 | 0 | 0 | 0 | 0 | 0 |
| 12/19 | Western Illinois | 5 | 1-2 | 1-2 | 0-0 | 0-1 | 1 | 0 | 0 | 0 | 0 | 0 | 3 |
| 12/31 | Northern Illinois | 8 | 3-5 | 0-2 | 0-0 | 0-2 | 2 | 1 | 0 | 0 | 0 | 0 | 6 |
| 1/3 | at Evansville* | 4 | 0-2 | 0-2 | 0-0 | 0-0 | 0 | 0 | 0 | 0 | 0 | 0 | 0 |
| 1/5 | at Southern Illinois* | 2 | 0-1 | 0-0 | 0-0 | 0-0 | 0 | 0 | 0 | 0 | 0 | 0 | 0 |
| 1/10 | Northern Iowa* | 12 | 1-3 | 1-2 | 0-0 | 1-0 | 1 | 2 | 0 | 1 | 0 | 0 | 3 |
| 1/13 | at Bradley* | 9 | 2-4 | 0-1 | 0-0 | 2-2 | 4 | 0 | 0 | 0 | 0 | 0 | 4 |
| 1/19 | Indiana State* | 3 | 1-2 | 1-1 | 0-0 | 0-1 | 1 | 0 | 0 | 2 | 0 | 0 | 3 |
| 1/25 | at Missouri State* | 5 | 1-2 | 1-1 | 0-0 | 0-1 | 1 | 0 | 0 | 0 | 0 | 0 | 3 |
| 1/27 | at Wichita State* | 2 | 1-1 | 0-0 | 0-0 | 0-0 | 0 | 0 | 0 | 0 | 0 | 0 | 2 |
| 1/31 | Drake* | 7 | 1-2 | 1-1 | 1-2 | 0-0 | 0 | 1 | 0 | 0 | 0 | 0 | 4 |
| 2/2 | Creighton* | 4 | 0-0 | 0-0 | 0-0 | 1-0 | 1 | 0 | 0 | 0 | 0 | 0 | 0 |
| 2/7 | at Northern Iowa* | 2 | 0-0 | 0-0 | 0-0 | 0-0 | 0 | 1 | 0 | 0 | 0 | 0 | 0 |
| 2/10 | Bradley* | 7 | 1-1 | 1-1 | 0-0 | 0-3 | 3 | 1 | 0 | 0 | 0 | 0 | 3 |
| 2/15 | at Indiana State* | 2 | 1-2 | 1-1 | 0-0 | 0-0 | 0 | 0 | 0 | 0 | 0 | 0 | 3 |
| 2/21 | Wichita State* | 2 | 0-1 | 0-1 | 0-0 | 0-0 | 0 | 0 | 0 | 0 | 0 | 0 | 0 |
| 2/24 | Missouri State* | 2 | 0-0 | 0-0 | 0-0 | 0-1 | 1 | 0 | 0 | 0 | 0 | 0 | 0 |
| 2/29 | at Creighton* | | | | | | | | | | | | Did Not Play-Coach's Decision |
| 3/2 | at Drake* | 4 | 0-1 | 0-0 | 0-0 | 0-0 | 1 | 0 | 0 | 0 | 0 | 0 | 0 |
| 3/6 | Southern Illinois* | | | | | | | | | | | | Did Not Play-Coach's Decision |
| 3/8 | Evansville* | 3 | 0-1 | 0-1 | 0-0 | 0-0 | 0 | 1 | 0 | 1 | 0 | 0 | 0 |
| 3/14 | vs. Southern Illinois # | 3 | 0-0 | 0-0 | 0-0 | 0-0 | 0 | 0 | 0 | 0 | 0 | 0 | 0 |
| 3/15 | vs. Creighton # | | | | | | | | | | | | Did Not Play-Coach's Decision |
| 3/16 | vs. Drake # | | | | | | | | | | | | Did Not Play-Coach's Decision |

* Game Started

* Missouri Valley Conference Game

MVC Tournament Game

BANKS' CAREER STATS

| YEAR | GP | GS | FIELD GOALS | | 3-POINT FG | | FREE THROWS | | REBOUNDS | | | | | SCORING | | MINUTES | | | | | |
|---------------|-----------|----------|---------------|-------------|--------------|-------------|-------------|-------------|-----------|-----------|-----------|------------|-------------|----------|-----------|----------|-----------|------------|------------|------------|------------|
| | | | M-A | PCT. | M-A | PCT. | M-A | PCT. | OFF. | DEF. | TOT. | AVG. | PF-FO | AST | TO | BLK | STL | PTS. | AVG. | MIN. | AVG. |
| 2005-06 | 25 | 1 | 26-73 | .356 | 12-39 | .308 | 4-10 | .400 | 16 | 32 | 48 | 1.9 | 31-1 | 6 | 11 | 5 | 11 | 68 | 2.7 | 248 | 9.9 |
| 2006-07 | 13 | 0 | 2-5 | .400 | 1-4 | .250 | 2-2 | 1.000 | 2 | 3 | 5 | 0.4 | 3-0 | 0 | 2 | 0 | 0 | 7 | 0.5 | 35 | 2.7 |
| 2007-08 | 28 | 0 | 22-44 | .500 | 10-23 | .435 | 3-4 | .750 | 6 | 23 | 29 | 1.0 | 13-0 | 1 | 7 | 0 | 2 | 57 | 2.1 | 139 | 5.1 |
| TOTALS | 66 | 1 | 50-122 | .410 | 23-66 | .348 | 9-16 | .563 | 24 | 58 | 82 | 1.2 | 47-1 | 7 | 20 | 5 | 13 | 132 | 2.0 | 422 | 6.4 |

KRISTI CIRONE

GUARD • JR. • 5-10
CHICAGO, ILL. (RESURRECTION)



10

CIRONE'S HIGHS

POINTS

Season: 27 Twice
Career: 28 vs. Miami (12/9/06)

REBOUNDS

Season: 7 vs. WIU (12/19/07)
Career: 7 Three times

ASSISTS

Season: 12 at Indiana State (2/15/08)
Career: 12 vs. Eastern Illinois (1/28/06)
at Indiana State (2/15/08)

BLOCKS

Season: 1 10 times
Career: 2 at Drake (3/1/07)
at Evansville (3/1/06)

STEALS

Season: 8 vs. Wichita State (2/21/08)
Career: 8 vs. Wichita State (1/22/06)
vs. Wichita State (2/21/08)

FIELD GOALS

Season: 10 vs. DePaul (11/25/07)
Career: 10 vs. DePaul (11/25/07)

FIELD GOAL ATTEMPTS

Season: 18 vs. DePaul (11/25/07)
Career: 22 vs. Rice (3/15/07)

3-PT. FIELD GOALS

Season: 5 vs. DePaul (11/25/07)
Career: 5 at Missouri State (2/10/07)
vs. DePaul (11/25/07)

3-PT. FIELD GOAL ATTEMPTS

Season: 9 vs. DePaul (11/25/07)
Career: 11 at Ball State (11/30/05)

FREE THROWS

Season: 10 at SIU (1/5/08)
Career: 13 vs. Ball State (12/6/06)

FREE THROW ATTEMPTS

Season: 11 at SIU (1/5/08)
Career: 17 vs. South Alabama (11/2/05)

MINUTES

Season: 42 vs. Drake (1/31/08)
Career: 51 vs. Rice (3/15/07)

- 2008 Jackie Stiles MVC Player of the Year. Fourth player in the history of the Valley to win the award in consecutive seasons.
- All-Valley First Team, All-Valley Defensive Team and All MVC Scholar-Athlete First Team selection.
- Missouri Valley Conference Player of the Week- Jan. 8, Jan. 15., Feb. 25.
- Prairie Farms/MVC Scholar-Athlete of the Week-Jan. 8, Jan. 15., Feb. 26.
- CoSIDA/ESPN The Magazine All-Academic District V First Team selection.
- MVC Tournament MVP. Averaged 18.7 ppg over the three games. Tied her season-high with 27 points in the quarterfinals against Southern Illinois (3/14).
- Illinois State's all-time leader in free throws (366). Her first two free throws against Drake (3/16) tied and broke the previous high of Katie Donovan (362).
- Was held without an assist for the first time in her career against Drake (3/2).
- Scored a game-high 21 points against Missouri State (2/24). Scored 10 of ISU's first 12 points to move into 10th place on the ISU all-time scoring list.
- Tied her career-high with eight steals against Wichita State (2/21).
- Tied her career-high with 12 assists against Indiana State (2/15).
- Scored a season-best 27 points, one shy of her career-high, and had seven assists against Southern Illinois (1/5).
- Led ISU with 21 points, including 17 in the second half, and six assists against Evansville (1/3). Scored 12 points during a 22-6 Redbird run and shot 6-for-6 from the free throw line in the game.
- Led the Redbirds with 7 rebounds, which tied her career-high, and seven assists against Western Illinois.
- Scored 17 points against Miami. It was the first time this season she had as many turnovers (5) as assists (5) in a game this season.
- Recorded 11 assists against just one turnover against Loyola. The total was one-shy of her career-high and the fifth double-digit assist performance of her career.
- Scored 25 points on 10-for-18 shooting against DePaul. Tied her career-high with five three-point field goals. Her jump shot at the halftime buzzer gave her 1,001 career points, making her the 23rd player, and the eighth non-senior, in Redbird history to surpass the 1,000 point plateau.
- Her first three-pointer against Eastern Illinois was the 100th of her career.
- Preseason All-Valley selection.

CIRONE GAME-BY-GAME

| DATE | OPPONENT | MIN. | FG | 3-PT | FT | O-D | TOT | PF | A | TO | B | S | TP | |
|-------|-------------------------|------|----|-------|-----|-------|-----|----|---|----|---|---|----|----|
| 11/11 | at Eastern Illinois | • | 32 | 7-13 | 4-5 | 5-7 | 1-2 | 3 | 3 | 8 | 2 | 0 | 1 | 23 |
| 11/15 | Green Bay | • | 40 | 4-9 | 1-3 | 5-8 | 0-3 | 3 | 1 | 5 | 2 | 0 | 1 | 14 |
| 11/17 | vs. Tennessee-Martin | • | 31 | 4-11 | 1-4 | 2-3 | 0-1 | 1 | 0 | 7 | 3 | 0 | 4 | 11 |
| 11/18 | at South Florida | • | 31 | 5-13 | 0-6 | 4-4 | 0-5 | 5 | 1 | 9 | 1 | 0 | 1 | 14 |
| 11/25 | DePaul | • | 35 | 10-18 | 5-9 | 0-0 | 2-1 | 3 | 3 | 8 | 6 | 0 | 1 | 25 |
| 11/29 | Loyola-Chicago | • | 24 | 1-8 | 1-4 | 2-2 | 0-4 | 4 | 0 | 11 | 1 | 0 | 1 | 5 |
| 12/2 | at Eastern Michigan | • | 30 | 9-12 | 2-3 | 0-0 | 0-3 | 3 | 0 | 6 | 2 | 0 | 4 | 20 |
| 12/4 | at Ball State | • | 31 | 4-12 | 0-3 | 2-2 | 1-1 | 2 | 1 | 7 | 1 | 0 | 1 | 10 |
| 12/16 | at Miami (Ohio) | • | 37 | 5-11 | 2-5 | 5-6 | 0-5 | 5 | 3 | 5 | 5 | 1 | 1 | 17 |
| 12/19 | Western Illinois | • | 35 | 5-13 | 2-7 | 0-0 | 1-6 | 7 | 3 | 7 | 2 | 1 | 1 | 12 |
| 12/31 | Northern Illinois | • | 29 | 4-8 | 1-3 | 3-4 | 1-1 | 2 | 1 | 5 | 1 | 0 | 2 | 12 |
| 1/3 | at Evansville * | • | 38 | 6-13 | 3-7 | 6-6 | 1-2 | 3 | 4 | 6 | 1 | 0 | 2 | 21 |
| 1/5 | at Southern Illinois * | • | 37 | 8-14 | 1-3 | 10-11 | 0-3 | 3 | 3 | 7 | 4 | 1 | 0 | 27 |
| 1/10 | Northern Iowa * | • | 35 | 9-12 | 4-5 | 3-3 | 0-3 | 3 | 2 | 4 | 1 | 0 | 3 | 25 |
| 1/13 | at Bradley * | • | 27 | 6-8 | 3-3 | 0-0 | 0-3 | 3 | 2 | 3 | 1 | 0 | 0 | 15 |
| 1/19 | Indiana State * | • | 37 | 6-11 | 2-6 | 5-6 | 2-4 | 6 | 3 | 3 | 1 | 1 | 1 | 19 |
| 1/25 | at Missouri State * | • | 34 | 7-14 | 3-8 | 2-2 | 0-4 | 4 | 2 | 5 | 1 | 0 | 5 | 19 |
| 1/27 | at Wichita State * | • | 33 | 6-14 | 1-4 | 2-4 | 1-2 | 3 | 1 | 7 | 1 | 0 | 6 | 15 |
| 1/31 | Drake * | • | 42 | 7-15 | 2-6 | 5-7 | 0-3 | 3 | 5 | 4 | 0 | 0 | 1 | 21 |
| 2/2 | Creighton * | • | 32 | 4-12 | 0-0 | 0-0 | 2-3 | 5 | 1 | 5 | 1 | 1 | 5 | 8 |
| 2/7 | at Northern Iowa * | • | 38 | 5-14 | 1-5 | 8-8 | 2-4 | 6 | 1 | 5 | 2 | 1 | 1 | 19 |
| 2/10 | Bradley * | • | 23 | 4-5 | 3-3 | 0-0 | 0-0 | 0 | 2 | 3 | 3 | 0 | 4 | 11 |
| 2/15 | at Indiana State * | • | 32 | 2-5 | 1-3 | 1-2 | 0-5 | 5 | 4 | 12 | 1 | 1 | 3 | 6 |
| 2/21 | Wichita State * | • | 28 | 7-10 | 1-3 | 0-1 | 0-0 | 0 | 1 | 4 | 0 | 0 | 8 | 15 |
| 2/24 | Missouri State * | • | 35 | 7-11 | 4-7 | 3-5 | 1-3 | 4 | 1 | 4 | 2 | 0 | 4 | 21 |
| 2/29 | at Creighton * | • | 40 | 6-13 | 2-4 | 3-3 | 0-2 | 2 | 0 | 4 | 1 | 0 | 5 | 17 |
| 3/2 | at Drake * | • | 39 | 8-16 | 3-8 | 0-0 | 0-5 | 5 | 4 | 0 | 4 | 0 | 3 | 19 |
| 3/6 | Southern Illinois * | • | 38 | 5-12 | 2-7 | 5-7 | 0-3 | 3 | 1 | 1 | 2 | 0 | 2 | 17 |
| 3/8 | Evansville * | • | 35 | 7-15 | 1-6 | 1-2 | 0-4 | 4 | 2 | 6 | 1 | 1 | 3 | 16 |
| 3/14 | vs. Southern Illinois # | • | 36 | 8-16 | 3-6 | 8-11 | 0-5 | 5 | 3 | 1 | 1 | 1 | 1 | 27 |
| 3/15 | vs. Creighton # | • | 28 | 2-7 | 1-2 | 4-4 | 0-1 | 1 | 4 | 4 | 1 | 0 | 1 | 9 |
| 3/16 | vs. Drake | • | 38 | 7-15 | 1-6 | 5-6 | 0-4 | 4 | 2 | 2 | 1 | 1 | 3 | 20 |

* Game Started

* Missouri Valley Conference Game

MVC Tournament Game

CIRONE'S CAREER STATS

| YEAR | GP | FIELD GOALS | | | 3-POINT FG | | FREE THROWS | | REBOUNDS | | | | SCORING | | | | MINUTES | | | | |
|---------------|-----------|-------------|-----------------|-------------|----------------|-------------|----------------|-------------|-----------|------------|------------|------------|--------------|------------|------------|-----------|------------|-------------|-------------|-------------|-------------|
| | | GS | M-A | PCT. | M-A | PCT. | M-A | PCT. | OFF. | DEF. | TOT. | AVG. | PF-FO | AST | TO | BLK | STL | PTS. | AVG. | MIN. | AVG. |
| 2005-06 | 28 | 28 | 109-314 | .347 | 52-151 | .344 | 119-148 | .804 | 12 | 59 | 71 | 2.5 | 78-3 | 122 | 77 | 5 | 45 | 389 | 13.9 | 978 | 34.9 |
| 2006-07 | 33 | 33 | 173-406 | .426 | 47-134 | .351 | 148-192 | .771 | 22 | 101 | 123 | 3.7 | 76-2 | 184 | 89 | 6 | 58 | 541 | 16.4 | 1138 | 34.5 |
| 2007-08 | 32 | 32 | 185-380 | .487 | 61-154 | .396 | 99-124 | .798 | 16 | 94 | 110 | 3.4 | 64-1 | 168 | 56 | 10 | 79 | 530 | 16.6 | 1085 | 33.9 |
| Totals | 93 | 93 | 467-1100 | .425 | 160-439 | .364 | 366-464 | .789 | 50 | 254 | 304 | 3.3 | 218-6 | 474 | 222 | 21 | 182 | 1460 | 15.7 | 3201 | 34.4 |

ASHLEY SANDSTEAD

GUARD • JR. • 5-10
ARLINGTON HEIGHTS, ILL. (BUFFALO GROVE)



12

SANDSTEAD'S HIGHS

POINTS

Season: 8 at Bradley (1/13/08)
 Career: 14 vs. Loyola (11/20/05)
 vs. Wichita State (1/16/05)

REBOUNDS

Season: 1 Five times
 Career: 6 at Ball State (11/30/05)
 vs. Oakland (12/3/04)

ASSISTS

Season: 1 at Eastern Illinois (11/11/07)
 Career: 4 at UTEP (12/18/05)
 vs. Oakland (12/3/04)

BLOCKS

Season: 0
 Career: 1 Three times

STEALS

Season: 2 at Bradley (1/13/08)
 Career: 4 at Notre Dame (11/12/04)

FIELD GOALS

Season: 2 at Bradley (1/13/08)
 Career: 5 Three times

FIELD GOAL ATTEMPTS

Season: 3 Twice
 Career: 12 at Loyola (11/20/05)
 at Ball State (11/39/05)

3-PT. FIELD GOALS

Season: 2 at Bradley (1/13/08)
 Career: 3 vs. Loyola (11/20/05)
 vs. Wichita State (1/16/05)

3-PT. FIELD GOAL ATTEMPTS

Season: 3 Twice
 Career: 8 vs. Green Bay (12/8/05)

FREE THROWS

Season: 2 Twice
 Career: 5 vs. Kansas State (11/26/04)

FREE THROW ATTEMPTS

Season: 2 Three times
 Career: 4 Twice

MINUTES

Season: 7 at Eastern Illinois (11/11/07)
 Career: 36 Twice

- All eight of her field goals have come from three-point range.
- Scored a season-high eight points on 2-of-3 shooting, all from three-point range, and had two steals against Bradley (1/13).
- Returned to action against Northern Iowa (1/10).
- Missed eight games with a stress fracture in her right foot.
- Made her first three-point field goal attempt of the season against Eastern Illinois.

SANDSTEAD GAME-BY-GAME

| DATE | OPPONENT | MIN. | FG | 3-PT | FT | O-D | TOT | PF | A | TO | B | S | TP |
|-------|-------------------------|------|-----|-------------------------------|-----|-----|-----|----|---|----|---|---|----|
| 11/11 | at Eastern Illinois | 7 | 1-3 | 1-3 | 0-0 | 0-0 | 0 | 1 | 1 | 0 | 0 | 0 | 3 |
| 11/15 | Green Bay | | | Did Not Play-Coach's Decision | | | | | | | | | |
| 11/17 | vs. Tennessee-Martin | 6 | 1-1 | 1-1 | 0-0 | 0-0 | 0 | 2 | 0 | 0 | 0 | 0 | 3 |
| 11/18 | at South Florida | 3 | 0-0 | 0-0 | 0-0 | 0-1 | 1 | 1 | 0 | 1 | 0 | 0 | 0 |
| 11/25 | DePaul | | | Did Not Play-Coach's Decision | | | | | | | | | |
| 11/29 | Loyola-Chicago | | | Did Not Play-Injury | | | | | | | | | |
| 12/2 | at Eastern Michigan | | | Did Not Play-Injury | | | | | | | | | |
| 12/4 | at Ball State | | | Did Not Play-Injury | | | | | | | | | |
| 12/16 | at Miami (Ohio) | | | Did Not Play-Injury | | | | | | | | | |
| 12/19 | Western Illinois | | | Did Not Play-Injury | | | | | | | | | |
| 12/31 | Northern Illinois | | | Did Not Play-Injury | | | | | | | | | |
| 1/3 | at Evansville* | | | Did Not Play-Injury | | | | | | | | | |
| 1/5 | at Southern Illinois* | | | Did Not Play-Injury | | | | | | | | | |
| 1/10 | Northern Iowa* | 1 | 0-0 | 0-0 | 0-0 | 0-0 | 0 | 0 | 0 | 0 | 0 | 0 | 0 |
| 1/13 | at Bradley* | 5 | 2-3 | 2-3 | 2-2 | 1-0 | 1 | 0 | 0 | 1 | 0 | 2 | 8 |
| 1/19 | Indiana State* | | | Did No Play-Coach's Decision | | | | | | | | | |
| 1/25 | at Missouri State* | 3 | 1-1 | 1-1 | 2-2 | 1-0 | 1 | 0 | 0 | 1 | 0 | 0 | 5 |
| 1/27 | at Wichita State* | 4 | 1-1 | 1-1 | 0-0 | 0-0 | 0 | 0 | 0 | 0 | 0 | 0 | 3 |
| 1/31 | Drake* | | | Did Not Play-Coach's Decision | | | | | | | | | |
| 2/2 | Creighton* | 4 | 0-0 | 0-0 | 1-2 | 0-0 | 0 | 0 | 0 | 0 | 0 | 0 | 1 |
| 2/7 | at Northern Iowa* | | | Did Not Play-Coach's Decision | | | | | | | | | |
| 2/10 | Bradley* | 7 | 0-1 | 0-1 | 0-0 | 0-1 | 1 | 1 | 0 | 1 | 0 | 1 | 0 |
| 2/15 | at Indiana State* | 4 | 0-0 | 0-0 | 0-0 | 0-1 | 1 | 0 | 0 | 0 | 0 | 0 | 0 |
| 2/21 | Wichita State* | 3 | 1-1 | 1-1 | 0-0 | 0-0 | 0 | 0 | 0 | 0 | 0 | 0 | 3 |
| 2/24 | Missouri State* | 1 | 0-0 | 0-0 | 0-0 | 0-0 | 0 | 0 | 0 | 0 | 0 | 0 | 0 |
| 2/29 | at Creighton* | 6 | 1-1 | 1-1 | 0-0 | 0-0 | 0 | 1 | 0 | 0 | 0 | 0 | 3 |
| 3/2 | at Drake* | | | Did Not Play-Coach's Decision | | | | | | | | | |
| 3/6 | Southern Illinois* | | | Did Not Play-Coach's Decision | | | | | | | | | |
| 3/8 | Evansville* | 1 | 0-0 | 0-0 | 0-0 | 0 | 0 | 0 | 0 | 0 | 0 | 0 | 0 |
| 3/14 | vs. Southern Illinois # | | | Did Not Play-Coach's Decision | | | | | | | | | |
| 3/15 | vs. Creighton # | | | Did Not Play-Coach's Decision | | | | | | | | | |
| 3/16 | vs. Drake # | | | Did Not Play-Coach's Decision | | | | | | | | | |

* Game Started

* Missouri Valley Conference Game

MVC Tournament Game

SANDSTEAD'S CAREER STATS

| YEAR | GP | GS | FIELD GOALS | | 3-POINT FG | | FREE THROWS | | REBOUNDS | | | | SCORING | | | MINUTES | | | | | |
|---------------|-----------|-----------|----------------|-------------|---------------|-------------|--------------|-------------|-----------|-----------|------------|------------|--------------|-----------|-----------|----------|-----------|------------|------------|------------|-------------|
| | | | M-A | PCT. | M-A | PCT. | M-A | PCT. | OFF. | DEF. | TOT. | AVG. | PFS | AST. | TO | BLK | STL | PTS. | AVG. | MIN. | AVG. |
| 2004-05 | 31 | 4 | 49-104 | .471 | 18-42 | .429 | 27-39 | .692 | 13 | 37 | 50 | 1.6 | 56-1 | 25 | 24 | 2 | 24 | 143 | 4.6 | 288 | 12.5 |
| 2005-06 | 9 | 8 | 31-88 | .352 | 14-47 | .298 | 17-24 | .708 | 7 | 19 | 26 | 2.9 | 26-1 | 13 | 12 | 0 | 9 | 93 | 10.3 | 274 | 30.4 |
| 2006-07 | 26 | 2 | 17-48 | .354 | 9-26 | .346 | 3-8 | .375 | 8 | 11 | 19 | 0.7 | 24-0 | 13 | 9 | 1 | 1 | 46 | 1.8 | 172 | 6.6 |
| 2007-08 | 14 | 0 | 8-12 | .667 | 8-12 | .667 | 5-6 | .833 | 2 | 3 | 5 | 0.4 | 6-0 | 1 | 4 | 0 | 3 | 29 | 2.2 | 55 | 3.9 |
| TOTALS | 80 | 14 | 105-222 | .417 | 49-127 | .386 | 52-77 | .675 | 30 | 70 | 100 | 1.3 | 112-2 | 52 | 49 | 3 | 37 | 311 | 3.9 | 889 | 11.2 |

AMANDA CLIFTON

GUARD • FR. • 5-8
ROCK ISLAND, ILL. (ALLEMAN CATHOLIC)



14

CLIFTON'S HIGHS

POINTS

Season: 6 vs. Loyola (11/29/07)
 Career: 6 vs. Loyola (11/29/07)

REBOUNDS

Season: 3 vs. Bradley (2/10/08)
 Career: 3 vs. Bradley (2/10/08)

ASSISTS

Season: 4 at Bradley (1/13/08)
 Career: 4 at Bradley (1/13/08)

BLOCKS

Season: 1 vs. Loyola (11/29/07)
 Career: 1 vs. Loyola (11/29/07)

STEALS

Season: 2 vs. Bradley (2/10/08)
 Career: 2 vs. Bradley (2/10/08)

FIELD GOALS

Season: 2 vs. Loyola (11/29/07)
 Career: 2 vs. Loyola (11/29/07)

FIELD GOAL ATTEMPTS

Season: 3 Three times
 Career: 3 Three times

3-PT. FIELD GOALS

Season: 1 Twice
 Career: 1 vs. Loyola (11/29/07)
 vs. UNI (1/10/08)

3-PT. FIELD GOAL ATTEMPTS

Season: 1 11 times
 Career: 1 11 times

FREE THROWS

Season: 2 vs. Evansville (3/8/08)
 Career: 2 vs. Evansville (3/8/08)

FREE THROW ATTEMPTS

Season: 2 Four times
 Career: 2 Four times

MINUTES

Season: 18 vs. Bradley (2/10/08)
 Career: 18 vs. Bradley (2/10/08)

- Handed out an assist in 15 games this season, including nine games with multiple assists.
- Against Bradley (2/10), Clifton played a career-best 18 minutes and set career-highs with three rebounds and two steals.
- Dished out a career-high four assists against Bradley (1/13).
- Had three assists against Northern Illinois.
- Against Loyola, scored a career-high six points and had three assists in 16 minutes. Recorded her first-career three-point field goal, block and steal in the game.
- Against South Florida, saw a career-best 11 minutes of action. Scored her first career points on a layup at the 3:07 mark of the second half. Also had a career-best three assists.
- Played nine minutes against Tennessee-Martin, recorded her first two rebounds.
- Saw her first-career game action in the final minute against Green Bay.
- Missed the first game of the season with a knee injury.

CAREER FIRSTS

| | |
|----------|------------------|
| FG | at South Florida |
| 3-Pt. FG | vs. Loyola |
| FT | vs. Loyola |
| Rebound | vs. UT-Martin |
| Assist | at South Florida |
| Turnover | vs. UT-Martin |
| Block | vs. Loyola |
| Steal | vs. Loyola |

CLIFTON GAME-BY-GAME

| DATE | OPPONENT | MIN. | FG | 3-PT | FT | O-D | TOT | PF | A | TO | B | S | TP |
|---------------------|-------------------------|------|-----|------|-----|-----|-----|----|---|----|---|---|----|
| 11/11 | at Eastern Illinois | | | | | | | | | | | | |
| Did Not Play-Injury | | | | | | | | | | | | | |
| 11/15 | Green Bay | 1 | 0-0 | 0-0 | 0-0 | 0-0 | 0 | 0 | 0 | 0 | 0 | 0 | 0 |
| 11/17 | vs. Tennessee-Martin | 9 | 0-0 | 0-0 | 0-0 | 0-2 | 2 | 0 | 0 | 1 | 0 | 0 | 0 |
| 11/18 | at South Florida | 11 | 1-2 | 0-1 | 0-0 | 0-1 | 1 | 2 | 3 | 1 | 0 | 0 | 2 |
| 11/25 | DePaul | 0+ | 0-0 | 0-0 | 0-0 | 0-0 | 0 | 0 | 0 | 0 | 0 | 0 | 0 |
| 11/29 | Loyola-Chicago | 13 | 2-3 | 1-1 | 1-2 | 0-1 | 1 | 1 | 3 | 1 | 1 | 1 | 6 |
| 12/2 | at Eastern Michigan | 6 | 0-0 | 0-0 | 1-2 | 0-1 | 1 | 0 | 1 | 1 | 0 | 0 | 1 |
| 12/4 | at Ball State | 2 | 0-0 | 0-0 | 0-0 | 0-0 | 0 | 0 | 0 | 0 | 0 | 0 | 0 |
| 12/16 | at Miami (Ohio) | 1 | 0-0 | 0-0 | 0-0 | 0-0 | 0 | 0 | 0 | 0 | 0 | 0 | 0 |
| 12/19 | Western Illinois | 6 | 0-1 | 0-1 | 0-0 | 0-0 | 0 | 0 | 0 | 0 | 0 | 0 | 0 |
| 12/31 | Northern Illinois | 11 | 0-1 | 0-1 | 0-0 | 0-0 | 0 | 1 | 3 | 1 | 0 | 1 | 0 |
| 1/3 | at Evansville* | 1 | 0-1 | 0-1 | 0-0 | 0-0 | 0 | 1 | 0 | 1 | 0 | 0 | 0 |
| 1/5 | at Southern Illinois* | 2 | 0-0 | 0-0 | 0-0 | 0-0 | 0 | 0 | 0 | 0 | 0 | 0 | 0 |
| 1/10 | Northern Iowa* | 4 | 1-1 | 1-1 | 0-0 | 0-0 | 0 | 1 | 0 | 1 | 0 | 0 | 3 |
| 1/13 | at Bradley* | 12 | 1-2 | 0-0 | 0-0 | 0-2 | 2 | 1 | 4 | 3 | 1 | 1 | 2 |
| 1/19 | Indiana State* | 3 | 0-0 | 0-0 | 0-0 | 0-0 | 0 | 0 | 0 | 0 | 0 | 0 | 0 |
| 1/25 | at Missouri State* | 6 | 0-0 | 0-0 | 0-0 | 0-2 | 2 | 1 | 3 | 2 | 0 | 0 | 0 |
| 1/27 | at Wichita State* | 8 | 0-0 | 0-0 | 0-0 | 0-0 | 0 | 0 | 2 | 0 | 0 | 0 | 0 |
| 1/31 | Drake* | 0+ | 0-0 | 0-0 | 0-0 | 0-0 | 0 | 1 | 0 | 1 | 0 | 0 | 0 |
| 2/2 | Creighton* | 8 | 1-1 | 0-0 | 0-0 | 0-1 | 1 | 0 | 1 | 0 | 0 | 0 | 2 |
| 2/7 | at Northern Iowa* | 2 | 0-1 | 0-0 | 0-0 | 0-0 | 0 | 1 | 0 | 0 | 0 | 0 | 0 |
| 2/10 | Bradley* | 18 | 1-3 | 0-1 | 0-0 | 0-3 | 3 | 1 | 3 | 5 | 0 | 2 | 2 |
| 2/15 | at Indiana State* | 7 | 1-3 | 0-1 | 0-0 | 0-0 | 0 | 0 | 1 | 0 | 0 | 0 | 2 |
| 2/21 | Wichita State* | 11 | 1-1 | 0-0 | 0-1 | 0-1 | 1 | 2 | 0 | 1 | 0 | 0 | 2 |
| 2/24 | Missouri State* | 8 | 1-2 | 0-1 | 0-1 | 0-0 | 0 | 1 | 1 | 0 | 0 | 0 | 2 |
| 2/29 | at Creighton* | 5 | 0-0 | 0-0 | 0-0 | 0-0 | 0 | 0 | 0 | 1 | 0 | 0 | 0 |
| 3/2 | at Drake* | 4 | 0-1 | 0-1 | 1-2 | 0-0 | 0 | 3 | 2 | 0 | 0 | 0 | 1 |
| 3/6 | Southern Illinois* | 7 | 0-0 | 0-0 | 0-0 | 0-0 | 0 | 0 | 1 | 0 | 0 | 0 | 0 |
| 3/8 | Evansville* | 5 | 0-1 | 0-0 | 2-2 | 0-1 | 1 | 1 | 0 | 0 | 0 | 0 | 2 |
| 3/14 | vs. Southern Illinois # | 11 | 0-0 | 0-0 | 0-0 | 0-1 | 1 | 4 | 1 | 2 | 0 | 0 | 0 |
| 3/15 | vs. Creighton # | 13 | 0-1 | 0-1 | 0-1 | 0-2 | 2 | 2 | 2 | 0 | 0 | 0 | 0 |
| 3/16 | vs. Drake # | 2 | 0-2 | 0-0 | 0-0 | 0-0 | 0 | 1 | 0 | 0 | 0 | 1 | 0 |

* Game Started

* Missouri Valley Conference Game

MVC Tournament Game

CLIFTON'S CAREER STATS

| YEAR | GP | GS | FIELD GOALS | | 3-POINT FG | | FREE THROWS | | REBOUNDS | | | | SCORING | | MINUTES | | | | | | |
|---------------|-----------|----------|--------------|-------------|-------------|-------------|-------------|-------------|----------|-----------|-----------|------------|-------------|-----------|-----------|----------|----------|-----------|------------|------------|------------|
| | | | M-A | PCT. | M-A | PCT. | M-A | PCT. | OFF. | DEF. | TOT. | AVG. | PFS. | AVG. | MIN. | AVG. | | | | | |
| 2007-08 | 31 | 0 | 10-27 | .370 | 2-11 | .182 | 5-11 | .455 | 0 | 18 | 18 | 0.6 | 27-0 | 31 | 22 | 2 | 6 | 27 | 0.9 | 197 | 6.4 |
| TOTALS | 31 | 0 | 10-27 | .370 | 2-11 | .182 | 5-11 | .455 | 0 | 18 | 18 | 0.6 | 27-0 | 31 | 22 | 2 | 6 | 27 | 0.9 | 197 | 6.4 |

TIFFANY HUDSON

GUARD • SR. • 5-7
NAPERVILLE, ILL. (NAPERVILLE CENTRAL)



20

HUDSON'S HIGHS

POINTS

Season: 24 at EMU (12/2/07)
 Career: 24 at EMU (12/2/07)

REBOUNDS

Season: 7 vs. Evansville (3/8/08)
 Career: 7 Three times

ASSISTS

Season: 7 Twice
 Career: 9 vs. Chicago State (11/26/06)

BLOCKS

Season: 1 Three times
 Career: 1 Six times

STEALS

Season: 3 at EIU (11/11/07)
 Career: 5 vs. Chicago State (11/26/06)

FIELD GOALS

Season: 10 at EMU (12/2/07)
 Career: 10 at EMU (12/2/07)

FIELD GOAL ATTEMPTS

Season: 16 at EMU (12/2/07)
 Career: 16 at EMU (12/2/07)

3-PT. FIELD GOALS

Season: 4 Three times
 Career: 4 Four times

3-PT. FIELD GOAL ATTEMPTS

Season: 7 vs. UT-Martin (11/17/08)
 Career: 7 vs. UT-Martin (11/17/08)

FREE THROWS

Season: 8 at EIU (11/11/07)
 Career: 8 at EIU (11/11/07)

FREE THROW ATTEMPTS

Season: 10 at EIU (11/11/07)
 Career: 10 at EIU (11/11/07)

MINUTES

Season: 38 at SIU (1/5/08)
 Career: 39 at UNI (1/12/06)

- Scored in double-figures in the first five games of the season, the longest streak of her career.
- Has scored in double-digit in more games this season (13) than any of her previous three.
- Set or tied her career-high in scoring four times this season.
- Made a three-pointer in each of the first seven games of the season.
- Surpassed her career-high for points in a season through the first 20 games this year.
- Averaged 5.2 assists per game over a 10-game stretch from 12/19-1/31, including six-consecutive games with at least five assists.
- Averaged 9.7 ppg and 3.3 apg in the MVC Tournament.
- Against Evansville (3/8), her final regular season home game, Hudson scored 17 points, snapping a nine-game stretch of single-digit scoring performances.
- Scored 19 points and had a season-best six assists against Southern Illinois (1/5). Scored 11 points in the second half, including seven in the final three minutes.
- Had back-to-back 10-point efforts in the final non-conference games of the season against Western Illinois and Northern Illinois.
- Against Eastern Michigan, scored a career-high 24 points on 10-of-16 shooting. Tied her career-high with four three-pointers.
- Best Western Roundball Classic MVP. Averaged 19.0 points per game and had eight three-pointers in the tournament.
- Made a career-high four three-point field goals against Tennessee-Martin, South Florida and Eastern Michigan.
- Scored a career-high 20 points, on a career-best 8-of-11 shooting, against South Florida.
- Scored 18 points for the second time in first three games against Tennessee-Martin.
- Made three three-pointers during a 19-2 run that erased a 14-point deficit against Tennessee-Martin.
- Scored 18 points in the season opener against Eastern Illinois. Also had a season-high five rebounds and three steals in that game. Set career-highs with eight free throws and 10 free throw attempts.

HUDSON GAME-BY-GAME

| DATE | OPPONENT | MIN. | FG | 3-PT | FT | O-D | TOT | PF | A | TO | B | S | TP |
|-------|-------------------------|------|-------|------|------|-----|-----|----|---|----|---|---|----|
| 11/11 | at Eastern Illinois | • 34 | 4-8 | 2-3 | 8-10 | 0-5 | 5 | 1 | 2 | 1 | 0 | 3 | 18 |
| 11/15 | Green Bay | • 31 | 4-7 | 1-3 | 1-2 | 1-1 | 2 | 1 | 5 | 3 | 0 | 0 | 10 |
| 11/17 | vs. Tennessee-Martin | • 23 | 6-11 | 4-7 | 2-4 | 2-2 | 4 | 2 | 4 | 2 | 0 | 1 | 18 |
| 11/18 | at South Florida | • 26 | 8-11 | 4-6 | 0-0 | 1-0 | 1 | 2 | 0 | 0 | 0 | 0 | 20 |
| 11/25 | DePaul | • 35 | 5-11 | 1-5 | 2-2 | 0-4 | 4 | 2 | 3 | 3 | 0 | 0 | 13 |
| 11/29 | Loyola-Chicago | • 24 | 2-5 | 1-1 | 2-2 | 2-2 | 4 | 0 | 2 | 1 | 1 | 1 | 7 |
| 12/2 | at Eastern Michigan | • 32 | 10-16 | 4-6 | 0-0 | 2-1 | 3 | 2 | 4 | 0 | 0 | 0 | 24 |
| 12/4 | at Ball State | • 31 | 3-12 | 0-6 | 0-0 | 0-3 | 3 | 0 | 2 | 1 | 0 | 1 | 6 |
| 12/16 | at Miami (Ohio) | • 26 | 2-5 | 1-1 | 0-0 | 0-1 | 1 | 3 | 4 | 4 | 0 | 0 | 5 |
| 12/19 | Western Illinois | • 32 | 4-9 | 2-5 | 0-0 | 0-1 | 1 | 2 | 5 | 3 | 1 | 0 | 10 |
| 12/31 | Northern Illinois | • 25 | 3-9 | 0-1 | 4-4 | 1-2 | 3 | 0 | 5 | 2 | 0 | 3 | 10 |
| 1/3 | at Evansville* | • 36 | 2-5 | 1-3 | 4-4 | 1-1 | 2 | 3 | 5 | 3 | 0 | 0 | 9 |
| 1/5 | at Southern Illinois* | • 38 | 7-12 | 1-2 | 4-5 | 1-1 | 2 | 2 | 6 | 4 | 0 | 1 | 19 |
| 1/10 | Northern Iowa* | • 18 | 0-5 | 0-3 | 0-0 | 0-1 | 1 | 1 | 5 | 1 | 0 | 0 | 0 |
| 1/13 | at Bradley* | • 22 | 1-5 | 0-2 | 0-0 | 0-2 | 2 | 1 | 7 | 1 | 0 | 0 | 2 |
| 1/19 | Indiana State* | • 30 | 1-7 | 0-5 | 3-3 | 0-1 | 1 | 2 | 4 | 2 | 0 | 1 | 5 |
| 1/25 | at Missouri State* | • 27 | 4-9 | 1-5 | 5-5 | 3-1 | 4 | 2 | 7 | 1 | 1 | 0 | 14 |
| 1/27 | at Wichita State* | • 26 | 2-6 | 0-3 | 1-3 | 1-4 | 5 | 2 | 3 | 2 | 0 | 1 | 5 |
| 1/31 | Drake* | • 31 | 3-6 | 1-3 | 5-6 | 0-3 | 3 | 4 | 5 | 2 | 0 | 2 | 12 |
| 2/2 | Creighton* | • 21 | 2-6 | 1-3 | 4-5 | 0-1 | 1 | 2 | 2 | 2 | 0 | 0 | 9 |
| 2/7 | at Northern Iowa* | • 23 | 1-7 | 1-4 | 0-0 | 0-2 | 2 | 1 | 3 | 1 | 0 | 0 | 3 |
| 2/10 | Bradley* | • 17 | 2-3 | 0-1 | 2-2 | 0-3 | 3 | 0 | 2 | 0 | 0 | 0 | 6 |
| 2/15 | at Indiana State* | • 17 | 1-5 | 0-4 | 0-0 | 1-1 | 2 | 0 | 3 | 0 | 0 | 1 | 2 |
| 2/21 | Wichita State* | • 16 | 2-3 | 1-2 | 2-2 | 0-1 | 1 | 0 | 1 | 1 | 0 | 0 | 7 |
| 2/24 | Missouri State* | • 9 | 0-2 | 0-1 | 0-0 | 0-1 | 1 | 2 | 2 | 2 | 0 | 1 | 0 |
| 2/29 | at Creighton* | • 17 | 0-3 | 0-1 | 1-2 | 0-2 | 2 | 1 | 1 | 1 | 0 | 0 | 1 |
| 3/2 | at Drake* | • 18 | 1-4 | 0-1 | 0-0 | 0-2 | 2 | 1 | 0 | 0 | 0 | 0 | 2 |
| 3/6 | Southern Illinois* | • 28 | 1-4 | 0-1 | 3-4 | 0-3 | 3 | 2 | 4 | 3 | 0 | 2 | 5 |
| 3/8 | Evansville* | • 30 | 5-15 | 3-6 | 4-7 | 2-5 | 7 | 3 | 3 | 2 | 0 | 0 | 17 |
| 3/14 | vs. Southern Illinois # | • 26 | 4-6 | 0-2 | 0-0 | 1-0 | 1 | 1 | 2 | 2 | 0 | 2 | 8 |
| 3/15 | vs. Creighton # | • 32 | 4-7 | 1-3 | 3-4 | 0-1 | 1 | 2 | 4 | 1 | 0 | 0 | 12 |
| 3/16 | vs. Drake # | • 31 | 3-11 | 1-4 | 2-4 | 1-2 | 3 | 1 | 1 | 1 | 0 | 1 | 9 |

• Game Started

* Missouri Valley Conference Game

MVC Tournament Game

HUDSON'S CAREER STATS

| YEAR | GP | GS | FIELD GOALS | | 3-POINT FG | | FREE THROWS | | REBOUNDS | | | | SCORING | | | MINUTES | | | | | |
|---------------|------------|-----------|----------------|-------------|---------------|-------------|----------------|-------------|-----------|------------|------------|------------|--------------|------------|------------|----------|-----------|------------|------------|-------------|-------------|
| | | | M-A | PCT. | M-A | PCT. | M-A | PCT. | OFF. | DEF. | TOT. | AVG. | PF-FO | AST | TO | BLK | STL | PTS. | AVG. | MIN. | AVG. |
| 2004-05 | 31 | 5 | 18-62 | .290 | 7-25 | .280 | 10-11 | .909 | 3 | 21 | 24 | 0.8 | 19-0 | 44 | 43 | 1 | 15 | 53 | 1.7 | 308 | 9.9 |
| 2005-06 | 28 | 18 | 46-123 | .374 | 12-52 | .231 | 24-34 | .706 | 16 | 55 | 71 | 2.5 | 52-3 | 82 | 52 | 1 | 14 | 128 | 4.6 | 596 | 21.3 |
| 2006-07 | 33 | 10 | 73-162 | .451 | 28-65 | .431 | 38-55 | .709 | 15 | 51 | 66 | 2.0 | 52-0 | 85 | 76 | 1 | 20 | 213 | 6.5 | 608 | 18.4 |
| 2007-08 | 32 | 25 | 97-235 | .413 | 32-103 | .311 | 62-80 | .775 | 20 | 60 | 80 | 2.5 | 46-0 | 106 | 52 | 3 | 22 | 288 | 9.0 | 832 | 26.0 |
| Totals | 124 | 58 | 234-582 | .402 | 79-245 | .322 | 135-180 | .750 | 54 | 187 | 241 | 1.9 | 169-3 | 317 | 223 | 6 | 71 | 682 | 5.5 | 2344 | 18.9 |

KENYATTA SHELTON

FORWARD • SO. • 6-1
CHICAGO, ILL. (CRANE TECH)



21

SHELTON'S HIGHS

POINTS

Season: 11 vs. Missouri State (2/24/08)
Career: 20 vs. EMU (12/17/06)

REBOUNDS

Season: 10 at SIU (1/5/08)
Career: 11 Three times

ASSISTS

Season: 2 Four times
Career: 2 Six times

BLOCKS

Season: 2 at Missouri State (1/25/08)
Career: 4 vs. Rice (3/15/07)

STEALS

Season: 1 Five times
Career: 2 Four times

FIELD GOALS

Season: 5 vs. Missouri State (2/24/08)
Career: 9 vs. Stony Brook (11/17/06)
at Evansville (1/6/07)

FIELD GOAL ATTEMPTS

Season: 7 vs. Missouri State (2/24/08)
Career: 17 vs. Eastern Illinois (11/28/06)

3-PT. FIELD GOALS

Season: 0
Career: N/A

3-PT. FIELD GOAL ATTEMPTS

Season: 0
Career: N/A

FREE THROWS

Season: 6 at Missouri State (1/25/08)
Career: 6 at Missouri State (1/25/08)

FREE THROW ATTEMPTS

Season: 8 at Missouri State (1/25/08)
Career: 8 at Green Bay (12/22/06)
at Missouri State (1/25/08)

MINUTES

Season: 25 vs. Evansville (3/8/08)
Career: 35 Three times

- Scored nine points and grabbed nine rebounds in three of the last five games.
- Averaged 5.7 ppg and 7.7 rpg in the MVC Tournament. Had seven defensive rebounds against Creighton (3/15) and six offensive rebounds against Drake (3/16).
- Against Evansville (3/8), scored nine points and had nine rebounds, including a career-best seven offensive boards, in a season-high 25 minutes.
- Scored a season-high 11 points on 5-of-7 shooting against Missouri State (2/24). Made her first five shots from the field and also had five rebounds.
- Pulled down nine rebounds, including a career-high seven offensive boards, against Indiana State (1/19).
- Recorded season-bests with nine points and 10 rebounds against Southern Illinois in 16 minutes.
- Against Northern Illinois, scored six points, on 3-for-5 shooting, and had five rebounds in 19 minutes.
- Scored four points on 2-for-2 shooting against Ball State.
- Saw her first action of the season against Loyola. Scored four points and had two rebounds and a block in 10 minutes.
- Dressed for the first time in the season against DePaul
- Missed the first four games of the season recovering from a knee injury that she sustained over the summer.

SHELTON GAME-BY-GAME

| DATE | OPPONENT | MIN. | FG | 3-PT | FT | O-D | TOT | PF | A | TO | B | S | TP |
|-------|-------------------------|------|-----|------|-----|-----|-----|----|---|----|---|---|----|
| 11/11 | at Eastern Illinois | | | | | | | | | | | | |
| | | | | | | | | | | | | | |
| 11/15 | Green Bay | | | | | | | | | | | | |
| | | | | | | | | | | | | | |
| 11/17 | vs. Tennessee-Martin | | | | | | | | | | | | |
| | | | | | | | | | | | | | |
| 11/18 | at South Florida | | | | | | | | | | | | |
| | | | | | | | | | | | | | |
| 11/25 | DePaul | | | | | | | | | | | | |
| | | | | | | | | | | | | | |
| 11/29 | Loyola-Chicago | 10 | 1-5 | 0-0 | 2-2 | 2-0 | 2 | 1 | 0 | 0 | 1 | 0 | 4 |
| 12/2 | at Eastern Michigan | 10 | 0-3 | 0-0 | 0-0 | 2-3 | 5 | 2 | 1 | 0 | 0 | 0 | 0 |
| 12/4 | at Ball State | 11 | 2-2 | 0-0 | 0-0 | 0-4 | 4 | 2 | 0 | 0 | 0 | 0 | 4 |
| 12/16 | at Miami (Ohio) | 12 | 0-2 | 0-0 | 2-2 | 1-1 | 2 | 1 | 2 | 1 | 1 | 1 | 2 |
| 12/19 | Western Illinois | 11 | 0-0 | 0-0 | 0-0 | 1-2 | 3 | 3 | 1 | 1 | 1 | 0 | 0 |
| 12/31 | Northern Illinois | 19 | 3-5 | 0-0 | 0-2 | 1-4 | 5 | 4 | 0 | 0 | 1 | 0 | 6 |
| 1/3 | at Evansville* | 11 | 1-1 | 0-0 | 0-0 | 0-2 | 2 | 0 | 2 | 0 | 0 | 1 | 2 |
| 1/5 | at Southern Illinois* | 16 | 3-5 | 0-0 | 3-6 | 5-5 | 10 | 3 | 0 | 1 | 1 | 0 | 9 |
| 1/10 | Northern Iowa* | 15 | 1-1 | 0-0 | 0-0 | 0-3 | 3 | 3 | 1 | 1 | 0 | 0 | 2 |
| 1/13 | at Bradley* | 13 | 1-2 | 0-0 | 0-0 | 0-2 | 2 | 4 | 1 | 0 | 0 | 0 | 2 |
| 1/19 | Indiana State* | 10 | 2-4 | 0-0 | 2-4 | 7-2 | 9 | 2 | 0 | 0 | 1 | 0 | 6 |
| 1/25 | at Missouri State* | 24 | 1-3 | 0-0 | 6-8 | 3-6 | 9 | 2 | 0 | 2 | 2 | 1 | 8 |
| 1/27 | at Wichita State* | 14 | 1-2 | 0-0 | 3-4 | 1-2 | 3 | 3 | 0 | 1 | 1 | 0 | 5 |
| 1/31 | Drake* | 8 | 1-3 | 0-0 | 0-0 | 0-2 | 2 | 0 | 0 | 2 | 0 | 0 | 2 |
| 2/2 | Creighton* | 17 | 1-2 | 0-0 | 0-2 | 0-2 | 2 | 0 | 0 | 1 | 0 | 0 | 2 |
| 2/7 | at Northern Iowa* | 9 | 0-0 | 0-0 | 0-0 | 0-1 | 1 | 1 | 0 | 0 | 1 | 0 | 0 |
| 2/10 | Bradley* | 15 | 3-5 | 0-0 | 0-0 | 3-2 | 5 | 1 | 1 | 4 | 0 | 0 | 6 |
| 2/15 | at Indiana State* | 13 | 0-1 | 0-0 | 0-0 | 1-3 | 4 | 4 | 1 | 1 | 1 | 0 | 0 |
| 2/21 | Wichita State* | 16 | 2-3 | 0-0 | 1-3 | 4-3 | 7 | 3 | 1 | 3 | 1 | 0 | 5 |
| 2/24 | Missouri State* | 18 | 5-7 | 0-0 | 1-3 | 2-3 | 5 | 4 | 2 | 2 | 1 | 1 | 11 |
| 2/29 | at Creighton* | 20 | 3-5 | 0-0 | 1-1 | 1-3 | 4 | 1 | 1 | 0 | 1 | 0 | 7 |
| 3/2 | at Drake* | 12 | 1-3 | 0-0 | 0-0 | 0-1 | 1 | 4 | 0 | 0 | 1 | 0 | 2 |
| 3/6 | Southern Illinois* | 24 | 4-5 | 0-0 | 1-2 | 3-6 | 9 | 2 | 2 | 1 | 1 | 1 | 9 |
| 3/8 | Evansville* | 25 | 3-6 | 0-0 | 3-5 | 7-2 | 9 | 3 | 1 | 0 | 0 | 0 | 9 |
| 3/14 | vs. Southern Illinois # | 21 | 1-2 | 0-0 | 0-2 | 1-5 | 6 | 4 | 0 | 0 | 3 | 0 | 2 |
| 3/15 | vs. Creighton # | 25 | 4-5 | 0-0 | 1-1 | 2-7 | 9 | 1 | 0 | 0 | 3 | 0 | 9 |
| 3/16 | vs. Drake # | 22 | 1-4 | 0-0 | 4-6 | 6-2 | 8 | 4 | 0 | 0 | 1 | 0 | 6 |

* Game Started

* Missouri Valley Conference Game

MVC Tournament Game

SHELTON'S CAREER STATS

| YEAR | GP | GS | FIELD GOALS | | 3-POINT FG | | FREE THROWS | | REBOUNDS | | | | SCORING | | | MINUTES | | | | | |
|---------------|-----------|-----------|----------------|-------------|------------|-------------|---------------|-------------|------------|------------|------------|------------|--------------|-----------|-----------|-----------|-----------|------------|------------|-------------|-------------|
| | | | M-A | PCT. | M-A | PCT. | M-A | PCT. | OFF. | DEF. | TOT. | AVG. | PF-FO | AST | TO | BLK | STL | PTS. | AVG. | MIN. | AVG. |
| 2006-07 | 26 | 17 | 106-216 | .491 | 0-0 | .000 | 34-68 | .500 | 74 | 108 | 182 | 7.0 | 64-2 | 10 | 37 | 18 | 14 | 246 | 9.5 | 616 | 23.7 |
| 2007-08 | 27 | 0 | 45-86 | .523 | 0-0 | .000 | 30-53 | .566 | 53 | 78 | 131 | 4.9 | 62-0 | 17 | 21 | 23 | 5 | 120 | 4.4 | 421 | 15.6 |
| Totals | 53 | 17 | 151-302 | .500 | 0-0 | .000 | 64-121 | .529 | 127 | 186 | 313 | 5.9 | 126-2 | 27 | 58 | 41 | 19 | 366 | 6.9 | 1037 | 19.6 |

DANIELLE CALEF

FORWARD • FR. • 6-0
CEDAR RAPIDS, IOWA (PRAIRIE)



23

CALEF'S HIGHS

POINTS

Season: 5 Twice
 Career: 5 Twice

REBOUNDS

Season: 3 Twice
 Career: 3 vs. Green Bay (11/15/07)
 vs. UT-Martin (11/17/07)

ASSISTS

Season: 2 at Eastern Illinois (11/11/07)
 Career: 2 at Eastern Illinois (11/11/07)

BLOCKS

Season: 1 vs. Green Bay (11/15/07)
 Career: 1 vs. Green Bay (11/15/07)

STEALS

Season: 1 Twice
 Career: 1 at EIU (11/11/07)
 vs. Wichita State (2/21/08)

FIELD GOALS

Season: 2 Twice
 Career: 2 at Eastern Illinois (11/11/08)
 at Bradley (1/13/08)

FIELD GOAL ATTEMPTS

Season: 3 Three times
 Career: 3 Three times

3-PT. FIELD GOALS

Season: 0
 Career: N/A

3-PT. FIELD GOAL ATTEMPTS

Season: 1 Four times
 Career: 1 Four times

FREE THROWS

Season: 1 Three times
 Career: 1 Twice

FREE THROW ATTEMPTS

Season: 4 at Eastern Illinois (11/11/07)
 Career: 4 at Eastern Illinois (11/11/07)

MINUTES

Season: 21 vs. UT-Martin (11/17/07)
 Career: 21 vs. UT-Martin (11/17/07)

- Missed two games with influenza.
- Missed three games with a concussion suffered against Missouri State.
- Tied her career-high with five points against Bradley (1/13)/
- Tied her career-high with three rebounds in a career-best 21 minutes against Tennessee-Martin.
- Registered her first-career block against Green Bay.
- Recorded five points, two rebounds, two assists and a steal in her collegiate debut against Eastern Illinois.
- First sub in the season opener against Eastern Illinois.
- Made her first collegiate shot 16 seconds into her career.

CAREER FIRSTS

FG at Eastern Illinois
 3-Pt. FG N/A
 FT at Eastern Illinois
 Rebound at Eastern Illinois
 Assist at Eastern Illinois
 Turnover vs. Green Bay
 Block vs. Green Bay
 Steal at Eastern Illinois

CALEF GAME-BY-GAME

| DATE | OPPONENT | MIN. | FG | 3-PT | FT | O-D | TOT | PF | A | TO | B | S | TP |
|-------|-------------------------|------|-----|------|-----|-----|-----|----|---|----|---|---|----|
| 11/11 | at Eastern Illinois | 12 | 2-3 | 0-1 | 1-4 | 1-1 | 2 | 1 | 2 | 0 | 0 | 1 | 5 |
| 11/15 | Green Bay | 12 | 0-0 | 0-0 | 0-1 | 0-3 | 3 | 3 | 0 | 1 | 1 | 0 | 0 |
| 11/17 | vs. Tennessee-Martin | 21 | 0-2 | 0-1 | 0-0 | 0-3 | 3 | 2 | 0 | 0 | 0 | 0 | 0 |
| 11/18 | at South Florida | 4 | 0-0 | 0-0 | 0-0 | 0-2 | 2 | 0 | 0 | 0 | 0 | 0 | 0 |
| 11/25 | DePaul | | | | | | | | | | | | |
| | | | | | | | | | | | | | |
| 11/29 | Loyola-Chicago | 7 | 1-1 | 0-0 | 0-0 | 0-2 | 2 | 0 | 0 | 1 | 0 | 0 | 2 |
| 12/2 | at Eastern Michigan | 3 | 0-1 | 0-1 | 0-0 | 0-1 | 1 | 0 | 0 | 0 | 0 | 0 | 0 |
| 12/4 | at Ball State | 1 | 0-0 | 0-0 | 0-0 | 0-0 | 0 | 0 | 0 | 0 | 0 | 0 | 0 |
| 12/16 | at Miami (Ohio) | | | | | | | | | | | | |
| 12/19 | Western Illinois | | | | | | | | | | | | |
| 12/31 | Northern Illinois | 4 | 0-0 | 0-0 | 0-0 | 0-0 | 0 | 0 | 1 | 0 | 0 | 0 | 0 |
| 1/3 | at Evansville* | | | | | | | | | | | | |
| 1/5 | at Southern Illinois* | | | | | | | | | | | | |
| 1/10 | Northern Iowa* | 1 | 0-0 | 0-0 | 0-0 | 0-0 | 0 | 0 | 0 | 1 | 0 | 0 | 0 |
| 1/13 | at Bradley* | 5 | 2-3 | 0-0 | 1-2 | 0-0 | 0 | 0 | 0 | 0 | 0 | 0 | 5 |
| 1/19 | Indiana State* | | | | | | | | | | | | |
| 1/25 | at Missouri State* | 2 | 1-1 | 0-0 | 0-1 | 0-0 | 0 | 0 | 0 | 0 | 0 | 0 | 2 |
| 1/27 | at Wichita State* | | | | | | | | | | | | |
| 1/31 | Drake* | | | | | | | | | | | | |
| 2/2 | Creighton* | | | | | | | | | | | | |
| 2/7 | at Northern Iowa* | | | | | | | | | | | | |
| 2/10 | Bradley* | 4 | 1-3 | 0-1 | 0-0 | 0-1 | 1 | 0 | 0 | 1 | 0 | 0 | 2 |
| 2/15 | at Indiana State* | 3 | 0-1 | 0-0 | 1-2 | 1-1 | 2 | 1 | 1 | 1 | 0 | 1 | 1 |
| 2/21 | Wichita State* | | | | | | | | | | | | |
| 2/24 | Missouri State* | 2 | 0-0 | 0-0 | 0-0 | 0-0 | 0 | 0 | 0 | 0 | 0 | 0 | 0 |
| 2/29 | at Creighton* | | | | | | | | | | | | |
| 3/2 | at Drake* | | | | | | | | | | | | |
| 3/6 | Southern Illinois* | | | | | | | | | | | | |
| 3/8 | Evansville* | 1 | 0-0 | 0-0 | 0-0 | 1-0 | 1 | 0 | 0 | 0 | 0 | 0 | 0 |
| 3/14 | vs. Southern Illinois # | | | | | | | | | | | | |
| 3/15 | vs. Creighton # | | | | | | | | | | | | |
| 3/16 | vs. Drake # | | | | | | | | | | | | |

* Game Started

* Missouri Valley Conference Game

MVC Tournament Game

CALEF'S CAREER STATS

| YEAR | GP | GS | FIELD GOALS | | 3-POINT FG | | FREE THROWS | | REBOUNDS | | | | | SCORING | | MINUTES | | | | | |
|---------------|-----------|----------|-------------|-------------|------------|-------------|-------------|-------------|----------|-----------|-----------|------------|------------|----------|----------|----------|----------|-----------|------------|-----------|------------|
| | | | M-A | PCT. | M-A | PCT. | M-A | PCT. | OFF. | DEF. | TOT. | AVG. | PF-FO | AST | TO | BLK | STL | PTS. | AVG. | MIN. | AVG. |
| 2007-08 | 15 | 0 | 7-15 | .467 | 0-4 | .000 | 5-12 | .417 | 3 | 15 | 18 | 1.2 | 7-0 | 4 | 6 | 1 | 2 | 19 | 1.4 | 83 | 5.5 |
| TOTALS | 15 | 0 | 7-15 | .467 | 0-4 | .000 | 5-12 | .417 | 3 | 15 | 18 | 1.2 | 7-0 | 4 | 6 | 1 | 2 | 19 | 1.4 | 83 | 5.5 |

NICOLLE LEWIS

CENTER/FORWARD • SO. • 6-6
WIND LAKE, WIS. (MUSKEGO)



31

LEWIS' HIGHS

POINTS

Season: 28 vs. SIU (03/6/08)
 Career: 28 vs. SIU (03/6/08)

REBOUNDS

Season: 14 vs. Evansville (3/8/08)
 Career: 14 vs. Evansville (3/8/08)

ASSISTS

Season: 2 Six times
 Career: 4 vs. Evansville (2/2/07)

BLOCKS

Season: 7 at Indiana State (2/15/08)
 Career: 7 at Indiana State (2/15/08)

STEALS

Season: 2 Twice
 Career: 4 vs. EIU (11/28/06)

FIELD GOALS

Season: 11 vs. SIU (03/6/08)
 Career: 11 vs. UNI (2/25/07)
 vs. SIU (03/6/08)

FIELD GOAL ATTEMPTS

Season: 19 vs. SIU (03/6/08)
 Career: 19 vs. SIU (03/6/08)

3-PT. FIELD GOALS

Season: 0
 Career: N/A

3-PT. FIELD GOAL ATTEMPTS

Season: 1 at Indiana State (2/15/08)
 Career: 1 at Indiana State (2/15/08)

FREE THROWS

Season: 8 at Miami (12/16/07)
 Career: 9 vs. Indiana State (2/18/07)
 at Drake (3/1/07)

FREE THROW ATTEMPTS

Season: 8 Twice
 Career: 12 vs. Indiana State (2/18/07)

MINUTES

Season: 35 vs. DePaul (11/25/07)
 Career: 35 vs. UNI (2/22)
 vs. DePaul (11/25/07)

- Second in career blocks at ISU (111). Only the second player in school history to amass 100-career blocks.
- Scored in double-figures in 14 of 18 Valley games, including the last four-consecutive; scored in double-figures in three of 11 non-conference games.
- Recorded double-doubles in consecutive games for the first time in her career in the final two regular season games. Scored a career-high 28 points and had 10 rebounds against Southern Illinois (3/6). Made a career-high 11 field goals against the Salukis. Scored 11 points and grabbed a career-best 14 rebounds against Evansville (3/8).
- Scored 21 points and set a career-high with seven blocks against Indiana State (2/15). The second-most blocks in a single game in ISU history.
- Scored 14 points on 7-for-7 shooting to go along with six rebounds and three blocks in the first half against Evansville (1/3).
- Scored a season-best 20 points on 6-of-8 shooting from the field against Miami. Shot a perfect 8-for-8 from the free throw line.
- Scored 14 points and had nine rebounds and a season-high four blocks against Ball State. Shot a perfect 6-for-6 from the free throw line. Scored 10 points and had six rebounds in the second half.
- Against DePaul, pulled down 11 rebounds, including seven offensive boards. It was just the second double-digit rebounding effort of her career. Also added eight points, two assists and two blocks in that game.
- Scored a season-best 14 points, all in the second half, to lead the Redbirds to a comeback victory against Tennessee-Martin. Also had six rebounds and one block. Scored seven-straight points during a 19-2 run that erased a 14-point deficit.
- Shot a perfect 4-for-4 from the free throw line against Green Bay.
- Scored nine points and pulled down six rebounds in the season opener against Eastern Illinois.

LEWIS GAME-BY-GAME

| DATE | OPPONENT | MIN. | FG | 3-PT | FT | O-D | TOT | PF | A | TO | B | S | TP |
|-------|-------------------------|------|-------|------|-----|-----|-----|----|---|----|---|---|----|
| 11/11 | at Eastern Illinois | • 27 | 4-7 | 0-0 | 1-5 | 4-2 | 6 | 3 | 1 | 5 | 2 | 0 | 9 |
| 11/15 | UW-Green Bay | • 19 | 1-4 | 0-0 | 4-4 | 0-3 | 3 | 3 | 0 | 2 | 0 | 0 | 6 |
| 11/17 | vs. Tennessee-Martin | • 24 | 6-9 | 0-0 | 2-3 | 3-3 | 6 | 3 | 1 | 1 | 1 | 0 | 14 |
| 11/18 | vs. South Florida | • 17 | 2-4 | 0-0 | 0-2 | 0-1 | 1 | 4 | 0 | 2 | 1 | 0 | 4 |
| 11/25 | DePaul | • 35 | 4-8 | 0-0 | 0-0 | 7-4 | 11 | 1 | 2 | 1 | 2 | 0 | 8 |
| 11/29 | Loyola-Chicago | • 9 | 0-3 | 0-0 | 0-0 | 1-1 | 2 | 0 | 1 | 1 | 0 | 1 | 0 |
| 12/2 | at Eastern Michigan | • 12 | 2-2 | 0-0 | 0-0 | 1-1 | 2 | 4 | 1 | 0 | 0 | 0 | 4 |
| 12/4 | at Ball State | • 28 | 4-8 | 0-0 | 6-6 | 4-5 | 9 | 3 | 0 | 0 | 4 | 1 | 14 |
| 12/16 | at Miami (Ohio) | • 29 | 6-8 | 0-0 | 8-8 | 1-4 | 5 | 1 | 2 | 1 | 1 | 2 | 20 |
| 12/19 | Western Illinois | • 20 | 2-4 | 0-0 | 2-2 | 1-2 | 3 | 2 | 2 | 1 | 1 | 0 | 6 |
| 12/31 | Northern Illinois | • 13 | 2-4 | 0-0 | 0-0 | 2-1 | 3 | 1 | 1 | 1 | 0 | 0 | 4 |
| 1/3 | at Evansville* | • 34 | 9-11 | 0-0 | 0-0 | 0-7 | 7 | 2 | 1 | 6 | 3 | 0 | 18 |
| 1/5 | at Southern Illinois* | • 20 | 3-8 | 0-0 | 0-0 | 0-4 | 4 | 2 | 0 | 1 | 1 | 0 | 6 |
| 1/10 | Northern Iowa* | • 23 | 3-6 | 0-0 | 4-5 | 3-4 | 7 | 0 | 1 | 4 | 2 | 0 | 10 |
| 1/13 | at Bradley* | • 20 | 5-7 | 0-0 | 2-2 | 2-5 | 7 | 3 | 2 | 0 | 1 | 1 | 12 |
| 1/19 | Indiana State* | • 26 | 4-12 | 0-0 | 2-2 | 1-8 | 9 | 3 | 0 | 0 | 2 | 0 | 10 |
| 1/25 | at Missouri State* | • 27 | 2-6 | 0-0 | 4-4 | 1-5 | 6 | 2 | 2 | 2 | 3 | 2 | 8 |
| 1/27 | at Wichita State* | • 28 | 4-7 | 0-0 | 3-5 | 2-7 | 9 | 3 | 0 | 1 | 3 | 0 | 11 |
| 1/31 | Drake* | • 30 | 5-10 | 0-0 | 2-2 | 0-2 | 2 | 1 | 2 | 1 | 1 | 0 | 12 |
| 2/2 | Creighton* | • 26 | 2-3 | 0-0 | 2-2 | 0-1 | 1 | 3 | 1 | 1 | 0 | 1 | 6 |
| 2/7 | at Northern Iowa* | • 29 | 4-10 | 0-0 | 3-3 | 2-4 | 6 | 2 | 0 | 1 | 2 | 0 | 11 |
| 2/10 | Bradley* | • 22 | 4-7 | 0-0 | 2-3 | 2-2 | 4 | 2 | 0 | 4 | 0 | 1 | 10 |
| 2/15 | at Indiana State* | • 29 | 9-15 | 0-1 | 3-4 | 0-4 | 4 | 2 | 0 | 0 | 7 | 0 | 21 |
| 2/21 | Wichita State* | • 24 | 7-10 | 0-0 | 2-2 | 2-6 | 8 | 1 | 0 | 2 | 1 | 0 | 16 |
| 2/24 | Missouri State* | • 19 | 2-6 | 0-0 | 2-2 | 2-1 | 3 | 1 | 0 | 2 | 1 | 1 | 6 |
| 2/29 | at Creighton* | • 29 | 3-9 | 0-0 | 6-6 | 2-5 | 7 | 2 | 0 | 2 | 1 | 1 | 12 |
| 3/2 | at Drake* | • 29 | 4-11 | 0-0 | 2-3 | 3-4 | 7 | 3 | 1 | 1 | 0 | 1 | 10 |
| 3/6 | Southern Illinois* | • 33 | 11-19 | 0-0 | 6-7 | 5-5 | 10 | 3 | 0 | 3 | 1 | 0 | 28 |
| 3/8 | Evansville* | • 32 | 2-4 | 0-0 | 7-8 | 6-8 | 14 | 3 | 1 | 4 | 0 | 0 | 11 |
| 3/14 | vs. Southern Illinois # | • 15 | 0-4 | 0-0 | 0-0 | 0-4 | 4 | 1 | 1 | 2 | 2 | 0 | 1 |
| 3/15 | vs. Creighton # | • 10 | 0-4 | 0-0 | 0-0 | 0-0 | 2 | 0 | 0 | 0 | 0 | 0 | 0 |
| 3/16 | vs. Drake # | • 2 | 0-1 | 0-0 | 0-0 | 0-0 | 0 | 1 | 0 | 2 | 0 | 0 | 0 |

* Game Started

* Missouri Valley Conference Game

MVC Tournament Game

LEWIS' CAREER STATS

| YEAR | GP | GS | FIELD GOALS | | 3-POINT FG | | FREE THROWS | | REBOUNDS | | | | SCORING | | | MINUTES | | | | | |
|---------------|-----------|-----------|----------------|-------------|------------|-------------|----------------|-------------|------------|------------|------------|------------|--------------|-----------|------------|------------|-----------|------------|------------|-------------|-------------|
| | | | M-A | PCT. | M-A | PCT. | M-A | PCT. | OFF. | DEF. | TOT. | AVG. | PF-FO | AST | TO | BLK | STL | PTS. | AVG. | MIN. | AVG. |
| 2005-06 | 8 | 8 | 16-30 | .533 | 0-0 | .000 | 16-25 | .640 | 13 | 21 | 34 | 4.3 | 27-1 | 5 | 15 | 11 | 3 | 48 | 6.0 | 162 | 20.3 |
| 2006-07 | 33 | 22 | 133-249 | .534 | 0-0 | .000 | 58-77 | .753 | 35 | 98 | 133 | 4.0 | 84-3 | 20 | 62 | 57 | 11 | 324 | 9.8 | 724 | 21.9 |
| 2007-08 | 32 | 32 | 116-131 | .502 | 0-1 | .000 | 75-90 | .833 | 57 | 113 | 170 | 5.3 | 67-0 | 23 | 54 | 43 | 12 | 307 | 9.6 | 740 | 23.1 |
| TOTALS | 73 | 62 | 265-510 | .520 | 0-1 | .000 | 149-192 | .776 | 105 | 232 | 337 | 4.6 | 178-4 | 48 | 131 | 111 | 26 | 679 | 9.3 | 1626 | 22.3 |

MAGGIE KRICK

GUARD • SO. • 5-11
WASHINGTON, ILL. (WASHINGTON COMMUNITY)



32

KRICK'S HIGHS

POINTS

Season: 27 at USF (11/18/07)
 Career: 27 at USF (11/18/07)

REBOUNDS

Season: 8 Three times
 Career: 9 at Indiana State (1/19/07)

ASSISTS

Season: 8 at USF (11/18/07)
 Career: 8 at USF (11/18/07)

BLOCKS

Season: 2 at Creighton (2/29/08)
 Career: 3 at Loyola (11/14/06)

STEALS

Season: 3 Four times
 Career: 3 Five times

FIELD GOALS

Season: 10 Three times
 Career: 10 Three times

FIELD GOAL ATTEMPTS

Season: 19 vs. Evansville (3/8/08)
 Career: 19 vs. Evansville (3/8/08)

3-PT. FIELD GOALS

Season: 7 at Missouri State (1/25/08)
 Career: 7 at Missouri State (1/25/08)

3-PT. FIELD GOAL ATTEMPTS

Season: 9 Twice
 Career: 9 at Missouri State (1/25/08)
 vs. Bradley (2/10/08)

FREE THROWS

Season: 5 vs. UNI (1/10/08)
 Career: 5 vs. UNI (1/10/08)

FREE THROW ATTEMPTS

Season: 7 vs. Creighton (3/15/08)
 Career: 7 vs. Creighton (3/15/08)

MINUTES

Season: 42 Twice
 Career: 42 vs. Drake (1/31/08)
 at Creighton (2/29/08)

- Honorable mention All-Valley selection.
- All-MVC Scholar-Athlete Second Team selection.
- CoSIDA/ESPN The Magazine All-Academic District Five Third Team selection.
- All-MVC Tournament selection. Averaged 14.3 points and 4.0 rebounds per game. Scored at least 14 points in each game.
- Scored a game-high 22 points and tied her career-high with 10 field goals against Evansville (3/8).
- Scored a game-high 24 points on 10-of-14 shooting, tying her career-high for field goals, and had six assists against Indiana State (2/15).
- Scored a game-high 18 points and had eight rebounds and six assists against Bradley (2/10). Scored 16 points and made all four three-pointers in the first half.
- Scored a game-high 25 points and had eight rebounds against Missouri State (1/25). Tied the school record with seven three-pointers, including five in the second half.
- Made a season-high five free throws against Northern Iowa (1/10).
- Held scoreless against Southern Illinois (1/5) for the first time since playing SIU at home on 2/4/07.
- Led the Redbirds with 21 points on 9-of-14 shooting from the field, including three three-pointers, against Western Illinois.
- Scored 12 points on 6-for-13 shooting from the field in a season-high 35 minutes against Miami.
- Made ISU's lone three-point field goal against Ball State.
- Had six rebounds and six assists against Eastern Michigan.
- Scored 14 points and had five rebounds against Loyola.
- Against DePaul, recorded 12 points and four assists.
- Best Western Roundball Classic All-Tournament Team selection. Averaged 16.0 points, 4.5 rebounds, 4.5 assists and 1.5 steals per game in the tournament.
- Against South Florida, record career-highs in points (27), field goals (10), field goal attempts (13), three-point field goals (5) and assists (8). The most points scored by a Redbird in a game since Kristi Cirone had 27 against Evansville (1/6/07).

KRICK GAME-BY-GAME

| DATE | OPPONENT | MIN. | FG | 3-PT | FT | O-D | TOT | PF | A | TO | B | S | TP | |
|-------|-------------------------|------|----|-------|-----|-----|-----|----|---|----|---|---|----|----|
| 11/11 | at Eastern Illinois | • | 28 | 3-10 | 1-6 | 0-0 | 2-1 | 3 | 2 | 1 | 0 | 0 | 3 | 7 |
| 11/15 | Green Bay | • | 24 | 4-9 | 2-7 | 4-6 | 1-1 | 2 | 3 | 3 | 3 | 0 | 2 | 14 |
| 11/17 | vs. Tennessee-Martin | • | 13 | 2-5 | 1-4 | 0-0 | 1-1 | 2 | 3 | 1 | 3 | 0 | 0 | 5 |
| 11/18 | at South Florida | • | 31 | 10-13 | 5-6 | 2-2 | 0-7 | 7 | 2 | 8 | 1 | 0 | 3 | 27 |
| 11/25 | DePaul | • | 29 | 5-12 | 1-4 | 1-3 | 1-3 | 4 | 3 | 4 | 3 | 1 | 0 | 12 |
| 11/29 | Loyola-Chicago | • | 20 | 6-11 | 2-3 | 0-0 | 5-0 | 5 | 1 | 2 | 1 | 0 | 1 | 14 |
| 12/2 | at Eastern Michigan | • | 31 | 2-9 | 1-3 | 0-0 | 2-4 | 6 | 1 | 6 | 2 | 0 | 0 | 5 |
| 12/4 | at Ball State | • | 30 | 4-8 | 1-3 | 0-0 | 1-4 | 5 | 3 | 3 | 4 | 0 | 1 | 9 |
| 12/16 | at Miami (Ohio) | • | 35 | 6-13 | 0-4 | 0-0 | 1-3 | 4 | 2 | 3 | 1 | 0 | 1 | 12 |
| 12/19 | Western Illinois | • | 34 | 9-14 | 3-6 | 0-1 | 2-3 | 5 | 1 | 3 | 3 | 0 | 1 | 21 |
| 12/31 | Northern Illinois | • | 26 | 4-11 | 2-5 | 0-0 | 0-1 | 1 | 1 | 4 | 2 | 0 | 3 | 10 |
| 1/3 | at Evansville* | • | 28 | 3-9 | 1-4 | 0-0 | 1-1 | 2 | 3 | 0 | 3 | 0 | 0 | 7 |
| 1/5 | at Southern Illinois* | • | 20 | 0-6 | 0-1 | 0-0 | 1-7 | 8 | 1 | 2 | 2 | 0 | 1 | 0 |
| 1/10 | Northern Iowa* | • | 30 | 4-8 | 0-2 | 5-5 | 1-1 | 2 | 3 | 1 | 0 | 0 | 2 | 13 |
| 1/13 | at Bradley* | • | 24 | 6-10 | 3-6 | 0-0 | 0-2 | 2 | 2 | 4 | 0 | 0 | 0 | 15 |
| 1/19 | Indiana State* | • | 24 | 4-10 | 1-5 | 0-0 | 1-2 | 3 | 2 | 2 | 1 | 1 | 0 | 9 |
| 1/25 | at Missouri State* | • | 27 | 9-16 | 7-9 | 0-0 | 1-7 | 8 | 3 | 1 | 3 | 0 | 1 | 25 |
| 1/27 | at Wichita State* | • | 28 | 4-12 | 1-4 | 2-2 | 2-3 | 5 | 1 | 2 | 2 | 0 | 0 | 11 |
| 1/31 | Drake* | • | 42 | 3-6 | 2-2 | 0-2 | 0-6 | 6 | 0 | 1 | 1 | 0 | 2 | 8 |
| 2/2 | Creighton* | • | 32 | 7-15 | 0-3 | 3-3 | 0-4 | 4 | 1 | 2 | 1 | 1 | 0 | 17 |
| 2/7 | at Northern Iowa* | • | 2 | 2-9 | 1-4 | 0-0 | 0-4 | 4 | 1 | 1 | 2 | 0 | 1 | 5 |
| 2/10 | Bradley* | • | 28 | 7-14 | 4-9 | 0-0 | 2-6 | 8 | 1 | 6 | 1 | 0 | 2 | 18 |
| 2/15 | at Indiana State* | • | 31 | 10-14 | 3-4 | 1-1 | 1-4 | 5 | 0 | 6 | 0 | 1 | 1 | 24 |
| 2/21 | Wichita State* | • | 22 | 4-6 | 1-2 | 0-0 | 2-1 | 3 | 0 | 4 | 1 | 0 | 0 | 9 |
| 2/24 | Missouri State* | • | 37 | 8-12 | 1-5 | 0-0 | 0-4 | 4 | 4 | 6 | 3 | 1 | 2 | 17 |
| 2/29 | at Creighton* | • | 42 | 6-15 | 0-4 | 4-4 | 0-1 | 1 | 2 | 4 | 2 | 2 | 3 | 16 |
| 3/2 | at Drake* | • | 25 | 3-9 | 0-4 | 2-2 | 2-1 | 3 | 3 | 3 | 1 | 0 | 0 | 8 |
| 3/6 | Southern Illinois* | • | 26 | 2-11 | 0-3 | 0-0 | 1-2 | 3 | 3 | 3 | 4 | 0 | 0 | 4 |
| 3/8 | Evansville* | • | 36 | 10-19 | 2-4 | 0-0 | 2-3 | 5 | 3 | 7 | 0 | 0 | 1 | 22 |
| 3/14 | vs. Southern Illinois # | • | 33 | 4-13 | 2-3 | 4-4 | 1-1 | 2 | 1 | 4 | 3 | 1 | 1 | 14 |
| 3/15 | vs. Creighton # | • | 36 | 5-14 | 1-4 | 4-7 | 3-2 | 5 | 1 | 3 | 2 | 1 | 1 | 15 |
| 3/16 | vs. Drake # | • | 38 | 5-16 | 0-2 | 4-4 | 3-2 | 5 | 4 | 3 | 1 | 1 | 0 | 14 |

• Game Started

* Missouri Valley Conference Game

MVC Tournament Game

KRICK'S CAREER STATS

| YEAR | GP | GS | FIELD GOALS | | 3-POINT FG | | FREE THROWS | | REBOUNDS | | | | SCORING | | | | MINUTES | | | | |
|---------------|-----------|-----------|----------------|-------------|---------------|-------------|--------------|-------------|-----------|------------|------------|------------|--------------|------------|------------|-----------|-----------|------------|------------|-------------|-------------|
| | | | M-A | PCT. | M-A | PCT. | M-A | PCT. | OFF. | DEF. | TOT. | AVG. | PF-FO | AST | TO | BLK | STL | PTS. | AVG. | MIN. | AVG. |
| 2006-07 | 33 | 30 | 81-213 | .380 | 28-83 | .337 | 22-32 | .688 | 39 | 91 | 130 | 3.9 | 55-1 | 71 | 62 | 6 | 21 | 212 | 6.4 | 789 | 23.9 |
| 2007-08 | 32 | 32 | 161-361 | .446 | 49-135 | .363 | 36-46 | .783 | 40 | 92 | 132 | 4.1 | 59-0 | 103 | 56 | 10 | 33 | 407 | 12.7 | 936 | 29.3 |
| TOTALS | 65 | 62 | 242-574 | .422 | 77-218 | .353 | 58-78 | .744 | 79 | 183 | 262 | 4.0 | 114-1 | 174 | 118 | 16 | 54 | 619 | 9.5 | 1725 | 26.5 |

SHALA JACKSON

GUARD/FORWARD • FR. • 5-9
FT. WAYNE, IND. (SOUTH SIDE)



33

JACKSON'S HIGHS

POINTS

Season: 20 vs. Green Bay (11/15/07)
 Career: 20 vs. Green Bay (11/15/07)

REBOUNDS

Season: 13 at Missouri State (1/25/08)
 Career: 13 at Missouri State (1/25/08)

ASSISTS

Season: 4 vs. Indiana State (1/19/08)
 Career: 4 vs. Indiana State (1/19/08)

BLOCKS

Season: 1 Six times
 Career: 1 Six times

STEALS

Season: 4 at Drake (3/2/08)
 Career: 4 at Drake (3/2/08)

FIELD GOALS

Season: 8 vs. Green Bay (11/15/07)
 Career: 8 vs. Green Bay (11/15/07)

FIELD GOAL ATTEMPTS

Season: 15 vs. Indiana State (1/19/08)
 Career: 15 vs. Indiana State (1/19/08)

3-PT. FIELD GOALS

Season: 3 vs. UNI (1/10/08)
 Career: 3 vs. UNI (1/10/08)

3-PT. FIELD GOAL ATTEMPTS

Season: 6 vs. Indiana State (1/19/08)
 Career: 6 vs. Indiana State (1/19/08)

FREE THROWS

Season: 7 vs. SIU (3/14/08)
 Career: 7 vs. SIU (3/14/08)

FREE THROW ATTEMPTS

Season: 7 vs. SIU (3/14/08)
 Career: 7 vs. SIU (3/14/08)

MINUTES

Season: 33 Twice
 Career: 33 vs. UT-Martin (11/17/07)
 at Drake (3/2/08)

- **Missouri Valley Conference Newcomer of the Week (11/19).**
- Scored in double-figures in the first three games of the season.
- Against Southern Illinois (3/14) in the MVC Tournament, Jackson scored 15 points and had eight rebounds. Was a perfect 7-for-7 from the free throw line, both career-high marks.
- Started seven-consecutive games, averaging 8.7 ppg and 4.7 rpg.
- Made her first-career start against Bradley (2/10).
- Dished out a career-high four assists against Indiana State (1/19)/
- Recorded back-to-back double-digit rebounding games with 11 against Indiana State (1/19) and a career-high 13 against Missouri State (1/25).
- Scored 12 points each against Northern Iowa (1/10) and Bradley (1/13). Made three three-pointers during a 25-10 Redbird run in the second half against UNI. Scored seven points in her first three minutes off the bench against Bradley.
- Scored 11 points on 3-of-4 shooting against Evansville (1/3). Also shot 3-for-4 from the free throw line. Netted eight points in the second half, all during a 22-6 Redbird run.
- Scored in double-figures for the first time in five games with 10 points against Ball State.
- Best Western Roundball Classic All-Tournament team selection. Averaged 11.0 points and 4.0 points per game in the tournament.
- Against Tennessee-Martin, scored 15 points, 10 in the first half, and had a career-high six rebounds.
- Scored a career-high 20 points, on 8-for-11 shooting, and had four rebounds against Green Bay. Made the first two three-point field goals of her career. First freshman to score 20 points since Maggie Krick netted 20 against Drake (12/31/06).
- Filled out the stat sheet with 10 points, four rebounds, one assists, one block and one steal in collegiate debut against Eastern Illinois. First freshman to score in double-figures in her debut since Kristi Cirone had 14 against Chicago State in 2005.

CAREER FIRSTS

| | |
|----------|---------------------|
| FG | at Eastern Illinois |
| 3-Pt. FG | vs. Green Bay |
| FT | at Eastern Illinois |
| Rebound | at Eastern Illinois |
| Assist | at Eastern Illinois |
| Turnover | vs. UT-Martin |
| Block | at Eastern Illinois |
| Steal | at Eastern Illinois |

JACKSON GAME-BY-GAME

| DATE | OPPONENT | MIN. | FG | 3-PT | FT | O-D | TOT | PF | A | TO | B | S | TP | |
|-------|-------------------------|------|------|------|-----|-----|-----|----|----|----|---|---|----|----|
| 11/11 | at Eastern Illinois | 17 | 3-10 | 0-0 | 4-4 | 4-0 | 4 | 2 | 1 | 0 | 1 | 1 | 10 | |
| 11/15 | Green Bay | 25 | 8-11 | 2-3 | 2-3 | 1-4 | 5 | 3 | 2 | 0 | 0 | 3 | 20 | |
| 11/17 | vs. Tennessee-Martin | 33 | 6-10 | 1-3 | 2-3 | 4-2 | 6 | 2 | 3 | 2 | 0 | 2 | 15 | |
| 11/18 | vs. South Florida | 12 | 2-5 | 0-1 | 3-4 | 1-1 | 2 | 4 | 0 | 1 | 1 | 1 | 7 | |
| 11/25 | DePaul | 21 | 3-11 | 1-3 | 1-2 | 1-1 | 2 | 4 | 0 | 2 | 0 | 0 | 8 | |
| 11/29 | Loyola-Chicago | 16 | 2-8 | 0-0 | 0-0 | 3-1 | 4 | 1 | 1 | 0 | 0 | 0 | 4 | |
| 12/2 | at Eastern Michigan | 15 | 3-7 | 0-0 | 1-2 | 3-3 | 6 | 2 | 0 | 1 | 0 | 0 | 7 | |
| 12/4 | at Ball State | 18 | 4-10 | 0-1 | 2-2 | 2-3 | 5 | 2 | 0 | 1 | 0 | 0 | 10 | |
| 12/16 | at Miami (Ohio) | 11 | 1-1 | 0-0 | 0-0 | 1-3 | 4 | 2 | 0 | 2 | 0 | 0 | 2 | |
| 12/19 | Western Illinois | 12 | 2-7 | 1-3 | 0-0 | 3-0 | 3 | 2 | 0 | 0 | 0 | 0 | 5 | |
| 12/31 | Northern Illinois | 15 | 2-4 | 0-1 | 2-2 | 0-1 | 1 | 2 | 2 | 1 | 0 | 0 | 6 | |
| 1/3 | at Evansville* | 15 | 3-4 | 2-2 | 3-4 | 1-1 | 2 | 3 | 0 | 1 | 0 | 0 | 11 | |
| 1/5 | at Southern Illinois* | 24 | 1-6 | 1-1 | 4-4 | 2-4 | 6 | 3 | 0 | 0 | 1 | 0 | 7 | |
| 1/10 | Northern Iowa* | 22 | 4-10 | 3-4 | 1-4 | 2-2 | 4 | 1 | 2 | 2 | 0 | 1 | 12 | |
| 1/13 | at Bradley* | 15 | 5-7 | 1-2 | 1-2 | 0-3 | 3 | 2 | 1 | 2 | 0 | 1 | 12 | |
| 1/19 | Indiana State* | 27 | 3-15 | 2-6 | 1-2 | 3-8 | 11 | 1 | 4 | 2 | 0 | 0 | 9 | |
| 1/25 | at Missouri State* | 20 | 0-6 | 0-1 | 2-2 | 5-8 | 13 | 1 | 1 | 0 | 0 | 0 | 2 | |
| 1/27 | at Wichita State* | 12 | 2-5 | 0-1 | 0-0 | 1-2 | 3 | 3 | 0 | 2 | 0 | 2 | 4 | |
| 1/31 | Drake* | 21 | 1-3 | 0-1 | 0-0 | 3-2 | 5 | 2 | 1 | 0 | 0 | 0 | 2 | |
| 2/2 | Creighton* | 23 | 5-7 | 2-2 | 0-0 | 0-5 | 5 | 5 | 1 | 2 | 0 | 0 | 12 | |
| 2/7 | at Northern Iowa* | 23 | 2-6 | 0-0 | 2-3 | 2-4 | 6 | 3 | 2 | 0 | 0 | 3 | 6 | |
| 2/10 | Bradley* | • | 17 | 0-3 | 0-1 | 2-2 | 0-3 | 3 | 1 | 2 | 0 | 0 | 3 | 2 |
| 2/15 | at Indiana State* | • | 24 | 6-9 | 2-3 | 4-4 | 1-5 | 6 | 4 | 0 | 2 | 0 | 0 | 18 |
| 2/21 | Wichita State* | • | 25 | 4-9 | 0-1 | 0-0 | 2-2 | 4 | 0 | 2 | 2 | 1 | 1 | 8 |
| 2/24 | Missouri State* | • | 24 | 2-8 | 0-2 | 0-0 | 0-3 | 3 | 3 | 3 | 3 | 0 | 1 | 4 |
| 2/29 | at Creighton* | • | 24 | 4-10 | 1-4 | 4-5 | 2-5 | 7 | 13 | 0 | 2 | 0 | 0 | 13 |
| 3/2 | at Drake* | • | 33 | 4-11 | 1-4 | 1-2 | 3-3 | 6 | 3 | 3 | 2 | 0 | 4 | 10 |
| 3/6 | Southern Illinois* | • | 21 | 3-6 | 0-0 | 0-0 | 1-3 | 4 | 0 | 0 | 0 | 1 | 0 | 6 |
| 3/8 | Evansville* | • | 8 | 0-3 | 0-0 | 0-0 | 1-1 | 2 | 3 | 0 | 1 | 0 | 0 | 0 |
| 3/14 | vs. Southern Illinois # | • | 25 | 4-10 | 0-0 | 7-7 | 6-2 | 8 | 3 | 0 | 0 | 1 | 1 | 15 |
| 3/15 | vs. Creighton # | • | 10 | 3-6 | 0-0 | 0-0 | 0-1 | 1 | 3 | 0 | 2 | 0 | 0 | 6 |
| 3/16 | vs. Drake # | • | 10 | 2-3 | 0-0 | 0-0 | 0-2 | 2 | 4 | 1 | 1 | 0 | 0 | 4 |

• Game Started

* Missouri Valley Conference Game

MVC Tournament Game

JACKSON'S CAREER STATS

| YEAR | GP | GS | FIELD GOALS | | 3-POINT FG | | FREE THROWS | | REBOUNDS | | | | SCORING | | | | MINUTES | | | | |
|---------------|-----------|----------|---------------|-------------|--------------|-------------|--------------|-------------|-----------|-----------|------------|------------|-------------|-----------|-----------|-----------|-----------|------------|------------|------------|-------------|
| | | | M-A | PCT. | M-A | PCT. | M-A | PCT. | OFF. | DEF. | TOT. | AVG. | PF-FO | AST | TO | BLK | STL | PTS. | AVG. | MIN. | AVG. |
| 2007-08 | 32 | 7 | 94-231 | .407 | 20-50 | .400 | 49-63 | .778 | 58 | 88 | 146 | 4.6 | 78-1 | 32 | 36 | 66 | 24 | 267 | 8.0 | 618 | 19.3 |
| TOTALS | 32 | 7 | 94-231 | .407 | 20-50 | .400 | 49-63 | .778 | 58 | 88 | 146 | 4.6 | 78-1 | 32 | 36 | 66 | 24 | 267 | 8.0 | 618 | 19.3 |

BROOKE SINGLETON

GUARD/FORWARD • JR. • 5-10
ROSEVILLE, ILL. (ROSEVILLE)



34

SINGLETON'S HIGHS

POINTS

Season: 5 Twice
Career: 11 vs. Chicago State (11/26/06)

REBOUNDS

Season: 5 vs. Loyola (11/29/07)
Career: 5 Green Bay (12/8/05)
vs. Loyola (11/29/07)

ASSISTS

Season: 5 vs. Loyola (11/29/07)
Career: 5 vs. Loyola (11/29/07)

BLOCKS

Season: 0
Career: 1 at Evansville (3/1/06)

STEALS

Season: 1 vs. Loyola (11/29/07)
Career: 1 Five times

FIELD GOALS

Season: 2 Three times
Career: 4 vs. Chicago State (11/26/06)

FIELD GOAL ATTEMPTS

Season: 5 vs. Loyola (11/29/07)
Career: 7 vs. Green Bay (12/08/05)

3-PT. FIELD GOALS

Season: 1 Seven times
Career: 3 vs. Chicago State (11/26/06)

3-PT. FIELD GOAL ATTEMPTS

Season: 5 vs. Loyola (11/29/07)
Career: 5 vs. Loyola (11/29/07)

FREE THROWS

Season: 0
Career: 2 vs. Missouri State (1/13/07)

FREE THROW ATTEMPTS

Season: 0
Career: 4 vs. UW-Green Bay (12/22/06)

MINUTES

Season: 16 vs. Loyola (11/29/07)
Career: 20 vs. Green Bay (12/8/05)

- Tied a season-high with five points against Wichita State (1/27).
- Scored a season-high five points against Northern Illinois.
- Against Loyola, set career-highs with five rebounds and five assists in 16 minutes of play. Also made her first three-point field goal, scored her first points of the season and had a steal.
- Had a season-best two rebounds against South Florida.
- Recorded her first assist of the season against Tennessee-Martin.
- Saw her first action of the season against Eastern Illinois.

SINGLETON GAME-BY-GAME

| DATE | OPPONENT | MIN. | FG | 3-PT | FT | O-D | TOT | PF | A | TO | B | S | TP |
|-------|-------------------------|------|-----|------|-----|-----|-----|----|---|----|---|---|----|
| 11/11 | at Eastern Illinois | 1 | 0-0 | 0-0 | 0-0 | 0-0 | 0 | 0 | 0 | 0 | 0 | 0 | 0 |
| 11/15 | Green Bay | | | | | | | | | | | | |
| | | | | | | | | | | | | | |
| 11/17 | vs. Tennessee-Martin | 6 | 0-1 | 0-0 | 0-0 | 0-0 | 0 | 0 | 1 | 1 | 0 | 0 | 0 |
| 11/18 | at South Florida | 6 | 0-2 | 0-1 | 0-0 | 0-2 | 2 | 0 | 0 | 1 | 0 | 0 | 0 |
| 11/25 | DePaul | | | | | | | | | | | | |
| | | | | | | | | | | | | | |
| 11/29 | Loyola-Chicago | 16 | 1-6 | 1-5 | 0-0 | 3-2 | 5 | 2 | 5 | 2 | 0 | 1 | 3 |
| 12/2 | at Eastern Michigan | 3 | 0-0 | 0-0 | 0-0 | 0-0 | 0 | 1 | 0 | 0 | 0 | 0 | 0 |
| 12/4 | at Ball State | 1 | 0-0 | 0-0 | 0-0 | 0-0 | 0 | 0 | 0 | 0 | 0 | 0 | 0 |
| 12/16 | at Miami (Ohio) | 9 | 2-5 | 0-3 | 0-0 | 0-0 | 0 | 0 | 1 | 0 | 0 | 0 | 4 |
| 12/19 | Western Illinois | 1 | 0-1 | 0-1 | 0-0 | 0-0 | 0 | 0 | 0 | 0 | 0 | 0 | 0 |
| 12/31 | Northern Illinois | 6 | 2-3 | 1-2 | 0-0 | 0-0 | 0 | 0 | 0 | 1 | 0 | 0 | 5 |
| 1/3 | at Evansville* | | | | | | | | | | | | |
| | | | | | | | | | | | | | |
| 1/5 | at Southern Illinois* | | | | | | | | | | | | |
| | | | | | | | | | | | | | |
| 1/10 | Northern Iowa* | 7 | 1-2 | 0-1 | 0-0 | 0-2 | 2 | 1 | 0 | 0 | 0 | 0 | 2 |
| 1/13 | at Bradley* | 7 | 1-2 | 1-1 | 0-0 | 0-0 | 0 | 0 | 1 | 1 | 0 | 0 | 3 |
| 1/19 | Indiana State* | | | | | | | | | | | | |
| | | | | | | | | | | | | | |
| 1/25 | at Missouri State* | 3 | 1-2 | 1-2 | 0-0 | 0-1 | 1 | 0 | 0 | 0 | 0 | 0 | 3 |
| 1/27 | at Wichita State* | 9 | 2-4 | 1-3 | 0-0 | 1-0 | 1 | 1 | 0 | 0 | 0 | 0 | 5 |
| 1/31 | Drake* | 0+ | 0-0 | 0-0 | 0-0 | 0-0 | 0 | 0 | 0 | 0 | 0 | 0 | 0 |
| 2/2 | Creighton* | | | | | | | | | | | | |
| | | | | | | | | | | | | | |
| 2/7 | at Northern Iowa* | 8 | 1-2 | 1-1 | 0-0 | 0-0 | 0 | 0 | 0 | 0 | 0 | 0 | 3 |
| 2/10 | Bradley* | 7 | 1-3 | 1-2 | 0-0 | 0-0 | 0 | 1 | 0 | 0 | 0 | 0 | 3 |
| 2/15 | at Indiana State* | 4 | 0-0 | 0-0 | 0-0 | 0-0 | 0 | 0 | 0 | 0 | 0 | 0 | 0 |
| 2/21 | Wichita State* | 12 | 0-3 | 0-3 | 0-0 | 0-1 | 1 | 0 | 3 | 0 | 0 | 0 | 0 |
| 2/24 | Missouri State* | 5 | 0-1 | 0-1 | 0-0 | 0-1 | 1 | 0 | 0 | 1 | 0 | 0 | 0 |
| 2/29 | at Creighton* | | | | | | | | | | | | |
| | | | | | | | | | | | | | |
| 3/2 | at Drake* | | | | | | | | | | | | |
| | | | | | | | | | | | | | |
| 3/6 | Southern Illinois* | | | | | | | | | | | | |
| | | | | | | | | | | | | | |
| 3/8 | Evansville* | 1 | 0-0 | 0-0 | 0-0 | 0-0 | 0 | 0 | 0 | 0 | 0 | 0 | 0 |
| 3/14 | vs. Southern Illinois # | | | | | | | | | | | | |
| | | | | | | | | | | | | | |
| 3/15 | vs. Creighton # | | | | | | | | | | | | |
| | | | | | | | | | | | | | |
| 3/16 | vs. Drake # | | | | | | | | | | | | |
| | | | | | | | | | | | | | |

* Game Started

* Missouri Valley Conference Game

MVC Tournament Game

SINGLETON'S CAREER STATS

| YEAR | GP | GS | FIELD GOALS | | 3-POINT FG | | FREE THROWS | | REBOUNDS | | | | | SCORING | | MINUTES | | | | | |
|---------------|-----------|----------|--------------|-------------|--------------|-------------|-------------|-------------|-----------|-----------|-----------|------------|-------------|-----------|-----------|----------|----------|-----------|------------|------------|------------|
| | | | M-A | PCT. | M-A | PCT. | M-A | PCT. | OFF. | DEF. | TOT. | AVG. | PF-FO | AST | TO | BLK | STL | PTS. | AVG. | MIN. | AVG. |
| 2005-06 | 16 | 0 | 6-22 | .273 | 0-8 | .000 | 1-2 | .500 | 6 | 11 | 17 | 1.1 | 7-0 | 5 | 8 | 1 | 4 | 13 | 0.8 | 103 | 6.4 |
| 2006-07 | 14 | 0 | 8-19 | .421 | 5-11 | .455 | 4-10 | .400 | 7 | 7 | 14 | 1.0 | 7-0 | 5 | 3 | 0 | 1 | 25 | 1.8 | 70 | 5.0 |
| 2007-08 | 20 | 0 | 12-37 | .324 | 7-26 | .269 | 0-0 | .000 | 4 | 9 | 13 | 0.7 | 6-0 | 11 | 7 | 0 | 1 | 31 | 1.6 | 112 | 5.6 |
| TOTALS | 50 | 0 | 26-78 | .333 | 12-45 | .267 | 5-12 | .417 | 17 | 27 | 44 | 0.9 | 20-0 | 21 | 18 | 1 | 6 | 69 | 1.4 | 285 | 5.7 |

ASHLEEN BRACEY

FORWARD • SO. • 6-0
OAK PARK, ILL. (OAK PARK-RIVER FOREST)



40

BRACEY'S HIGHS

POINTS

Season: 24 vs. Drake (1/31/08)
 Career: 24 vs. Drake (1/31/08)

REBOUNDS

Season: 16 Twice
 Career: 16 vs. Creighton (3/15/08)
 vs. Drake (3/16/08)

ASSISTS

Season: 6 vs. Drake (1/31/08)
 Career: 6 vs. Drake (1/31/08)

BLOCKS

Season: 4 at UNI (2/7/08)
 Career: 4 at UNI (2/7/08)

STEALS

Season: 4 vs. SIU (3/14/08)
 Career: 4 vs. SIU (3/14/08)

FIELD GOALS

Season: 10 vs. Drake (1/31/08)
 Career: 10 vs. Drake (1/31/08)

FIELD GOAL ATTEMPTS

Season: 19 vs. Drake (1/31/08)
 Career: 19 vs. Drake (1/31/08)

3-PT. FIELD GOALS

Season: 0
 Career: N/A

3-PT. FIELD GOAL ATTEMPTS

Season: 0
 Career: N/A

FREE THROWS

Season: 7 at UNI (2/7/08)
 Career: 7 at UNI (2/7/08)

FREE THROW ATTEMPTS

Season: 8 at UNI (2/7/08)
 Career: 8 at UNI (2/7/08)

MINUTES

Season: 40 Twice
 Career: 40 vs. Drake (1/31/08)
 vs. Drake (3/16/08)

- Missouri Valley Conference Player of the Week- 12/17.
- Prairie Farms/MVC Scholar-Athlete of the Week-12/19.
- All-MVC Scholar-Athlete honorable mention honoree.
- All-MVC Tournament Team selection. Averaged 13.0 points and 12.3 rebounds per game over the three games. Set the MVC Tournament record with 37 rebounds.
- Recorded back-to-back double-doubles in the MVC Tournament with 14 points and 16 rebounds against Creighton (3/15) and Drake (3/16). The 16 rebounds were an ISU MVC Tournament record and the fourth-best total in tournament history. Grabbed 12 offensive rebounds against Creighton, another ISU Valley Tournament record.
- Leads the team with seven double-doubles on the season, the first of her career.
- Tied her season point total from her freshman year (18) in the first three games of 2007-08.
- Pulled down seven or more rebounds in 21 games, including eight double-digit performances.
- Scored in double-figures in four-consecutive games (vs. Loyola, at Eastern Michigan, at Ball State, at Miami) for the first time of her career. Made at least seven field goals in all of those games.
- Recorded her fifth double-double with 15 points and 15 rebounds against UNI (2/7). The first Redbird player to pull down. Also had a career-best four blocks and seven free throws.
- Recorded career-highs with 24 points, 10 field goals, 19 field goal attempts and six assists against Drake (1/31). Made three free throws in the final 30 seconds, including one with 0.4 seconds remaining to send the game to overtime.
- Had a career-best 6-for-6 performance from the free throw line against Wichita State (1/27).
- Recorded a double-double with 14 points and a career-high 12 rebounds against Southern Illinois (1/5) in a career-high 37 minutes.
- Led the Redbirds with 15 points and nine rebounds against Northern Illinois. Shot 7-for-9 from the field.
- Recorded her third-career double-double with 16 points and a career-high tying 11 rebounds against Miami.
- Recorded her second-career double-double against Ball State with a career-high 18 points and 10 rebounds. Scored 16 points during a 28-6 Redbird run in the first half.
- Recorded her first-career double-double with a career-high 16 points and 10 rebounds against Loyola.
- Started the first game of her career against Eastern Illinois.

BRACEY GAME-BY-GAME

| DATE | OPPONENT | MIN. | FG | 3-PT | FT | O-D | TOT | PF | A | TO | B | S | TP |
|-------|-------------------------|------|-------|------|-----|------|-----|----|---|----|---|---|----|
| 11/11 | at Eastern Illinois | 31 | 3-7 | 0-0 | 0-1 | 4-3 | 7 | 2 | 2 | 4 | 0 | 2 | 6 |
| 11/15 | Green Bay | 27 | 5-8 | 0-0 | 0-0 | 1-8 | 9 | 2 | 0 | 5 | 0 | 1 | 10 |
| 11/17 | vs. Tennessee-Martin | 16 | 1-4 | 0-0 | 0-0 | 0-3 | 3 | 1 | 0 | 0 | 0 | 0 | 2 |
| 11/18 | at South Florida | 32 | 3-6 | 0-0 | 0-2 | 1-8 | 9 | 0 | 1 | 4 | 1 | 1 | 6 |
| 11/25 | DePaul | 29 | 1-6 | 0-0 | 2-2 | 3-4 | 7 | 2 | 2 | 1 | 1 | 0 | 4 |
| 11/29 | Loyola-Chicago | 20 | 8-12 | 0-0 | 0-2 | 3-7 | 10 | 2 | 0 | 1 | 0 | 0 | 16 |
| 12/2 | at Eastern Michigan | 34 | 7-14 | 0-0 | 0-0 | 2-7 | 9 | 3 | 2 | 2 | 0 | 1 | 14 |
| 12/4 | at Ball State | 32 | 9-13 | 0-0 | 0-0 | 5-5 | 10 | 4 | 2 | 2 | 0 | 1 | 18 |
| 12/16 | at Miami (Ohio) | 29 | 7-10 | 0-0 | 2-2 | 3-8 | 11 | 3 | 1 | 3 | 0 | 0 | 16 |
| 12/19 | Western Illinois | 28 | 3-5 | 0-0 | 0-1 | 2-3 | 5 | 0 | 1 | 1 | 1 | 0 | 6 |
| 12/31 | Northern Illinois | 28 | 7-9 | 0-0 | 1-3 | 3-6 | 9 | 3 | 0 | 2 | 1 | 2 | 15 |
| 1/3 | at Evansville* | 31 | 2-4 | 0-0 | 3-4 | 2-8 | 10 | 3 | 5 | 3 | 0 | 0 | 7 |
| 1/5 | at Southern Illinois* | 37 | 5-8 | 0-0 | 4-4 | 7-5 | 12 | 4 | 0 | 2 | 0 | 0 | 14 |
| 1/10 | Northern Iowa* | 21 | 2-4 | 0-0 | 0-0 | 2-6 | 8 | 4 | 2 | 2 | 0 | 3 | 4 |
| 1/13 | at Bradley* | 24 | 5-9 | 0-0 | 0-1 | 2-4 | 6 | 0 | 1 | 0 | 0 | 1 | 10 |
| 1/19 | Indiana State* | 24 | 3-7 | 0-0 | 0-0 | 1-2 | 3 | 3 | 2 | 0 | 2 | 1 | 6 |
| 1/25 | at Missouri State* | 10 | 2-5 | 0-0 | 0-0 | 0-1 | 1 | 3 | 0 | 1 | 0 | 0 | 4 |
| 1/27 | at Wichita State* | 27 | 2-5 | 0-0 | 6-6 | 1-7 | 8 | 4 | 2 | 2 | 0 | 1 | 10 |
| 1/31 | Drake* | 40 | 10-19 | 0-0 | 4-5 | 4-4 | 8 | 3 | 6 | 2 | 1 | 1 | 24 |
| 2/2 | Creighton* | 28 | 6-10 | 0-0 | 0-0 | 1-5 | 6 | 4 | 2 | 1 | 0 | 2 | 12 |
| 2/7 | at Northern Iowa* | 38 | 4-10 | 0-0 | 7-8 | 7-8 | 15 | 2 | 0 | 1 | 4 | 0 | 15 |
| 2/10 | Bradley* | 19 | 4-4 | 0-0 | 2-2 | 1-3 | 4 | 1 | 1 | 5 | 0 | 0 | 10 |
| 2/15 | at Indiana State* | 24 | 4-5 | 0-0 | 1-1 | 2-6 | 8 | 3 | 1 | 2 | 0 | 0 | 9 |
| 2/21 | Wichita State* | 24 | 4-7 | 0-0 | 0-0 | 1-4 | 5 | 4 | 2 | 3 | 0 | 1 | 8 |
| 2/24 | Missouri State* | 29 | 6-7 | 0-0 | 0-1 | 3-4 | 7 | 2 | 2 | 3 | 0 | 1 | 12 |
| 2/29 | at Creighton* | 29 | 4-6 | 0-0 | 0-0 | 4-3 | 7 | 4 | 0 | 4 | 1 | 0 | 8 |
| 3/2 | at Drake* | 27 | 7-11 | 0-0 | 0-0 | 4-4 | 8 | 4 | 1 | 0 | 0 | 1 | 14 |
| 3/6 | Southern Illinois* | 19 | 0-2 | 0-0 | 0-0 | 1-1 | 2 | 4 | 4 | 0 | 0 | 2 | 0 |
| 3/8 | Evansville* | 20 | 4-7 | 0-0 | 0-0 | 2-2 | 4 | 4 | 0 | 0 | 0 | 0 | 8 |
| 3/14 | vs. Southern Illinois # | 30 | 5-10 | 0-0 | 1-3 | 0-5 | 5 | 2 | 1 | 1 | 1 | 4 | 11 |
| 3/15 | vs. Creighton # | 37 | 6-13 | 0-0 | 2-2 | 4-12 | 16 | 1 | 0 | 2 | 1 | 0 | 14 |
| 3/16 | vs. Drake # | 40 | 6-9 | 0-0 | 2-4 | 7-9 | 16 | 3 | 3 | 0 | 1 | 2 | 14 |

* Game Started

* Missouri Valley Conference Game

MVC Tournament Game

BRACEY'S CAREER STATS

| YEAR | GP | GS | FIELD GOALS | | 3-POINT FG | | FREE THROWS | | REBOUNDS | | | | SCORING | | | | MINUTES | | | | |
|---------------|-----------|-----------|----------------|-------------|------------|-------------|--------------|-------------|-----------|------------|------------|------------|-------------|-----------|-----------|-----------|-----------|------------|------------|------------|-------------|
| | | | M-A | PCT. | M-A | PCT. | M-A | PCT. | OFF. | DEF. | TOT. | AVG. | PF-FO | AST | TO | BLK | STL | PTS. | AVG. | MIN. | AVG. |
| 2006-07 | 16 | 0 | 7-22 | .318 | 0-0 | .000 | 4-11 | .364 | 10 | 13 | 23 | 1.4 | 14-0 | 3 | 10 | 1 | 4 | 18 | 1.1 | 84 | 5.3 |
| 2007-08 | 32 | 32 | 145-256 | .566 | 0-0 | .000 | 37-54 | .685 | 83 | 165 | 248 | 7.8 | 84-0 | 46 | 59 | 15 | 28 | 327 | 10.2 | 884 | 27.6 |
| TOTALS | 48 | 32 | 152-278 | .547 | 0-0 | .000 | 41-65 | .631 | 93 | 178 | 271 | 5.6 | 98-0 | 49 | 69 | 16 | 32 | 345 | 7.2 | 968 | 20.2 |

LASHAWN JOHNSON

FORWARD • SR. • 6-2
CHICAGO, ILL. (HARLAN)



42

JOHNSON'S HIGHS

POINTS

Season: 10 vs. Indiana State (1/19/08)
Career: 16 at UNI (1/25/07)

REBOUNDS

Season: 5 Three times
Career: 14 at UNI (1/25/07)
vs. Rice (3/15/07)

ASSISTS

Season: 3 Twice
Career: 6 at Indiana State (1/19/07)

BLOCKS

Season: 2 at Wichita State (1/27/08)
Career: 3 at SIU (3/4/06)

STEALS

Season: 3 at EMU (12/2/07)
Career: 3 at EMU (12/2/07)

FIELD GOALS

Season: 4 vs. Indiana State (1/19/08)
Career: 7 vs. Miami (12/9/06)
at Indiana State (3/4/06)

FIELD GOAL ATTEMPTS

Season: 7 vs. Loyola (11/29/07)
Career: 11 Twice

3-PT. FIELD GOALS

Season: 0
Career: N/A

3-PT. FIELD GOAL ATTEMPTS

Season: 1 at EMU (12/2/07)
Career: 1 at EMU (12/2/07)

FREE THROWS

Season: 4 vs. Bradley (4/4/08)
Career: 6 vs. Stony Brook (11/17/06)

FREE THROW ATTEMPTS

Season: 4 Twice
Career: 13 vs. Stony Brook (11/17/06)

MINUTES

Season: 20 at USF (11/18/07)
Career: 37 at UNI (1/25/07)

- Had a string of five-consecutive games with at least four rebounds, averaging 4.4 rebounds per game.
- Scored a season-high 10 points on 4-of-4 shooting against Indiana State (1/19).
- Tied her career-high with three assists against Ball State.
- Recorded a career-high three steals against Eastern Michigan, all on denying post entry passes. Also attempted her first-career three-point field goal.
- Pulled down a season-best five rebounds against Loyola, Bradley (2/10) and Wichita State (2/21).
- Against South Florida, had three rebounds in 20 minutes of play. Also drew four charges in the game.
- Saw her first game action of the season against Eastern Illinois.

JOHNSON GAME-BY-GAME

| DATE | OPPONENT | MIN. | FG | 3-PT | FT | O-D | TOT | PF | A | TO | B | S | TP |
|-------|-------------------------|------|-----|------|-----|-----|-----|----|---|----|---|---|----|
| 11/11 | at Eastern Illinois | 10 | 0-1 | 0-0 | 0-0 | 1-1 | 2 | 4 | 0 | 2 | 0 | 0 | 0 |
| 11/15 | Green Bay | 9 | 0-1 | 0-0 | 0-0 | 1-0 | 1 | 1 | 1 | 2 | 0 | 0 | 0 |
| 11/17 | vs. Tennessee-Martin | 13 | 1-1 | 0-0 | 0-0 | 1-0 | 1 | 1 | 0 | 0 | 0 | 0 | 2 |
| 11/18 | at South Florida | 20 | 1-2 | 0-0 | 0-0 | 1-2 | 3 | 4 | 3 | 4 | 1 | 0 | 2 |
| 11/25 | DePaul | 5 | 0-0 | 0-0 | 0-0 | 1-0 | 1 | 1 | 0 | 2 | 0 | 0 | 0 |
| 11/29 | Loyola-Chicago | 18 | 2-7 | 0-0 | 0-0 | 1-4 | 5 | 1 | 0 | 2 | 0 | 0 | 4 |
| 12/2 | at Eastern Michigan | 18 | 1-3 | 0-1 | 0-1 | 0-2 | 2 | 0 | 2 | 1 | 0 | 3 | 2 |
| 12/4 | at Ball State | 7 | 0-0 | 0-0 | 0-0 | 0-0 | 0 | 3 | 3 | 1 | 1 | 1 | 0 |
| 12/16 | at Miami (Ohio) | 10 | 2-3 | 0-0 | 0-2 | 1-3 | 4 | 1 | 0 | 0 | 0 | 0 | 4 |
| 12/19 | Western Illinois | 16 | 3-3 | 0-0 | 0-0 | 1-3 | 4 | 1 | 0 | 2 | 1 | 1 | 6 |
| 12/31 | Northern Illinois | 8 | 0-1 | 0-0 | 0-0 | 1-3 | 4 | 1 | 0 | 0 | 0 | 0 | 0 |
| 1/3 | at Evansville* | 2 | 0-0 | 0-0 | 0-0 | 0-0 | 0 | 0 | 0 | 0 | 0 | 0 | 0 |
| 1/5 | at Southern Illinois* | 4 | 0-0 | 0-0 | 0-0 | 0-0 | 0 | 1 | 0 | 1 | 0 | 0 | 0 |
| 1/10 | Northern Iowa* | 8 | 0-1 | 0-0 | 0-2 | 1-2 | 3 | 2 | 0 | 3 | 0 | 0 | 0 |
| 1/13 | at Bradley* | 9 | 1-1 | 0-0 | 2-3 | 0-0 | 0 | 3 | 1 | 0 | 0 | 0 | 4 |
| 1/19 | Indiana State* | 16 | 4-4 | 0-0 | 2-4 | 2-2 | 4 | 2 | 2 | 1 | 0 | 0 | 10 |
| 1/25 | at Missouri State* | 9 | 1-1 | 0-0 | 0-0 | 1-0 | 1 | 2 | 1 | 1 | 0 | 0 | 2 |
| 1/27 | at Wichita State* | 7 | 0-0 | 0-0 | 0-0 | 0-0 | 0 | 3 | 0 | 0 | 2 | 0 | 0 |
| 1/31 | Drake* | 4 | 1-3 | 0-0 | 1-3 | 0-0 | 0 | 0 | 1 | 0 | 0 | 0 | 3 |
| 2/2 | Creighton* | 5 | 1-2 | 0-0 | 0-0 | 1-0 | 1 | 1 | 0 | 1 | 1 | 0 | 2 |
| 2/7 | at Northern Iowa* | 2 | 0-0 | 0-0 | 0-0 | 0-0 | 0 | 2 | 0 | 2 | 0 | 0 | 0 |
| 2/10 | Bradley* | 12 | 1-4 | 0-0 | 4-4 | 1-4 | 5 | 2 | 2 | 1 | 0 | 1 | 6 |
| 2/15 | at Indiana State* | 10 | 1-1 | 0-0 | 2-2 | 0-4 | 4 | 4 | 0 | 3 | 0 | 0 | 4 |
| 2/21 | Wichita State* | 12 | 1-5 | 0-0 | 0-0 | 1-4 | 5 | 1 | 1 | 2 | 1 | 0 | 2 |
| 2/24 | Missouri State* | 10 | 1-1 | 0-0 | 3-5 | 2-2 | 4 | 3 | 0 | 1 | 0 | 0 | 5 |
| 2/29 | at Creighton* | 13 | 0-1 | 0-0 | 0-0 | 1-3 | 4 | 1 | 1 | 0 | 0 | 1 | 0 |
| 3/2 | at Drake* | 9 | 0-2 | 0-0 | 0-0 | 0-1 | 1 | 2 | 0 | 2 | 1 | 0 | 0 |
| 3/6 | Southern Illinois* | 4 | 0-1 | 0-0 | 0-0 | 0-1 | 1 | 0 | 1 | 1 | 0 | 0 | 0 |
| 3/8 | Evansville* | 2 | 0-1 | 0-0 | 2-2 | 0-0 | 0 | 1 | 0 | 0 | 0 | 0 | 2 |
| 3/14 | vs. Southern Illinois # | | | | | | | | | | | | |
| 3/15 | vs. Creighton # | 9 | 1-3 | 0-0 | 1-1 | 2-0 | 2 | 0 | 0 | 0 | 0 | 0 | 3 |
| 3/16 | vs. Drake # | 17 | 1-3 | 0-0 | 1-2 | 2-0 | 2 | 0 | 0 | 0 | 1 | 0 | 3 |

* Game Started

* Missouri Valley Conference Game

MVC Tournament Game

JOHNSON'S CAREER STATS

| YEAR | GP | GS | FIELD GOALS | | 3-POINT FG | | FREE THROWS | | REBOUNDS | | | | SCORING | | | | MINUTES | | | | |
|---------------|------------|-----------|----------------|-------------|------------|-------------|----------------|-------------|------------|------------|------------|------------|--------------|-----------|------------|-----------|-----------|------------|------------|-------------|-------------|
| | | | M-A | PCT. | M-A | PCT. | M-A | PCT. | OFF. | DEF. | TOT. | AVG. | PF-FO | AST | TO | BLK | STL | PTS. | AVG. | MIN. | AVG. |
| 2004-05 | 28 | 3 | 28-55 | .280 | 0-0 | .000 | 10-25 | .400 | 15 | 58 | 73 | 2.6 | 53-1 | 4 | 33 | 12 | 9 | 66 | 2.4 | 244 | 8.7 |
| 2005-06 | 28 | 4 | 27-51 | .231 | 0-0 | .000 | 20-38 | .526 | 34 | 79 | 113 | 4.0 | 80-7 | 10 | 42 | 17 | 10 | 74 | 2.6 | 384 | 13.7 |
| 2006-07 | 32 | 26 | 95-173 | .549 | 0-0 | .000 | 52-89 | .584 | 72 | 185 | 257 | 8.0 | 83-0 | 41 | 85 | 23 | 14 | 242 | 7.6 | 809 | 25.3 |
| 2007-08 | 31 | 0 | 24-56 | .429 | 0-1 | .000 | 18-31 | .581 | 23 | 41 | 64 | 2.1 | 48-0 | 19 | 37 | 7 | 7 | 66 | 2.1 | 298 | 9.6 |
| TOTALS | 119 | 33 | 174-335 | .519 | 0-1 | .000 | 100-183 | .546 | 144 | 363 | 507 | 4.3 | 264-8 | 74 | 197 | 59 | 40 | 448 | 3.8 | 1735 | 14.6 |

GAME 5 • NOV. 25

DePaul 80 • 4-0

| # | Player | Total | | | 3-Ptr | | | Rebounds | | | PF | TP | A | TO | Blk | Stl | Min |
|----------------------|-------------------|--------|-----------------|--------|--------|-------------|--------|----------|-------------------|-----|----|----|---|----|-----|-----|-----|
| | | FG-FGA | FG-FGA | FT-FTA | FG-FGA | FG-FGA | FT-FTA | Off | Def | Tot | | | | | | | |
| 20 | WILLIAMS, Natasha | f | 9-13 | 0-0 | 0-2 | 2 | 4 | 6 | 2 | 18 | 3 | 4 | 0 | 1 | 1 | 30 | |
| 23 | SMITH, Caprice | f | 7-13 | 2-5 | 0-0 | 4 | 6 | 10 | 2 | 16 | 2 | 2 | 1 | 1 | 24 | | |
| 14 | QUIGLEY, Allie | g | 8-19 | 2-4 | 4-5 | 1 | 2 | 3 | 22 | 5 | 1 | 0 | 4 | 0 | 34 | | |
| 22 | MITDIERO, Missy | g | 1-4 | 1-3 | 1-3 | 1 | 2 | 3 | 4 | 4 | 3 | 0 | 0 | 0 | 20 | | |
| 32 | NAUGHTON, Deirdre | g | 5-7 | 3-5 | 2-3 | 1 | 2 | 3 | 15 | 3 | 4 | 0 | 5 | 0 | 38 | | |
| 02 | PIKES, Taylor | g | 0-0 | 0-0 | 0-0 | 0 | 1 | 1 | 0 | 0 | 0 | 0 | 1 | 2 | 10 | | |
| 05 | CATTELL, Erin | g | 2-2 | 1-1 | 0-0 | 0 | 1 | 1 | 0 | 5 | 2 | 1 | 0 | 1 | 12 | | |
| 12 | THREATT, China | g | 0-2 | 0-0 | 0-0 | 0 | 1 | 1 | 0 | 1 | 0 | 0 | 0 | 0 | 9 | | |
| 21 | JOHNSON, Ciara | g | 0-0 | 0-0 | 0-0 | 0 | 1 | 1 | 0 | 0 | 0 | 0 | 0 | 0 | 9 | | |
| 24 | CARNEY, Erin | g | 0-4 | 0-0 | 0-0 | 2 | 2 | 4 | 2 | 0 | 0 | 1 | 0 | 0 | 14 | | |
| Team | | | | | | 1 | 3 | 4 | | | | | | | | | |
| Totals | | | 32-64 | 9-18 | 7-13 | 13 | 23 | 36 | 14 | 80 | 20 | 16 | 2 | 14 | 200 | | |
| FG % 1st Half: 17-35 | | 48.6% | 2nd half: 15-29 | | 51.7% | Game: 32-64 | | 50.0% | Deadball Rebounds | | | | | | | | |
| 3FG % 1st Half: 6-11 | | 54.5% | 2nd half: 3-7 | | 42.9% | Game: 9-18 | | 50.0% | | | | | | | | | |
| FT % 1st Half: 1-1 | | 100.0% | 2nd half: 6-12 | | 50.0% | Game: 7-13 | | 53.8% | | | | | | | | | |

Illinois State 75 • 4-1

| # | Player | Total | | | 3-Ptr | | | Rebounds | | | PF | TP | A | TO | Blk | Stl | Min |
|----------------------|------------------|--------|-----------------|--------|--------|-------------|--------|----------|-----|-----|----|----|---|----|-----|-----|-----|
| | | FG-FGA | FG-FGA | FT-FTA | FG-FGA | FG-FGA | FT-FTA | Off | Def | Tot | | | | | | | |
| 40 | Bracey, Ashleen | f | 1-6 | 0-0 | 2-2 | 3 | 4 | 7 | 2 | 4 | 2 | 1 | 1 | 0 | 0 | 29 | |
| 31 | Lewis, Nicolle | c | 4-8 | 0-0 | 0-0 | 7 | 4 | 11 | 1 | 8 | 2 | 1 | 2 | 0 | 35 | | |
| 10 | Cirone, Kristi | g | 10-18 | 5-9 | 0-0 | 2 | 1 | 3 | 3 | 25 | 8 | 6 | 0 | 1 | 35 | | |
| 20 | Hudson, Tiffany | g | 5-11 | 1-5 | 2-2 | 0 | 4 | 4 | 2 | 13 | 3 | 0 | 0 | 0 | 35 | | |
| 32 | Krick, Maggie | g | 5-12 | 1-4 | 1-3 | 1 | 3 | 4 | 3 | 12 | 4 | 3 | 1 | 0 | 29 | | |
| 04 | Banks, Brea | g | 2-4 | 1-2 | 0-0 | 1 | 6 | 7 | 1 | 5 | 0 | 0 | 0 | 0 | 11 | | |
| 14 | Clifton, Amanda | g | 0-0 | 0-0 | 0-0 | 0 | 0 | 0 | 0 | 0 | 0 | 0 | 0 | 0 | 0+ | | |
| 33 | Jackson, Shala | g | 3-11 | 1-3 | 1-2 | 1 | 1 | 2 | 4 | 8 | 0 | 2 | 0 | 0 | 21 | | |
| 42 | Johnson, Lashawn | g | 0-0 | 0-0 | 0-0 | 1 | 0 | 1 | 1 | 0 | 0 | 2 | 0 | 0 | 5 | | |
| Team | | | | | | 2 | 2 | 4 | | | | | | | | | |
| Totals | | | 30-70 | 9-23 | 6-9 | 18 | 25 | 43 | 17 | 75 | 19 | 18 | 4 | 1 | 200 | | |
| FG % 1st Half: 13-30 | | 43.3% | 2nd half: 17-40 | | 42.5% | Game: 30-70 | | 42.9% | | | | | | | | | |
| 3FG % 1st Half: 3-9 | | 33.3% | 2nd half: 6-14 | | 42.9% | Game: 9-23 | | 39.1% | | | | | | | | | |
| FT % 1st Half: 4-6 | | 66.7% | 2nd half: 2-3 | | 66.7% | Game: 6-9 | | 66.7% | | | | | | | | | |

Officials: Bob Trammell, Randy Campbell, Tim Daley
 Technical fouls: DePaul-None, Illinois State-None.
 Attendance: 1610

| Score by periods | 1st | 2nd | Total |
|------------------|-----|-----|-------|
| DePaul | 41 | 39 | 80 |
| Illinois State | 33 | 42 | 75 |

Last FG - DPU 2nd-01:33, ILS 2nd-00:11.
 Largest lead - DPU by 13 2nd-12:07, ILS by 4 1st-10:15.

| Points | In | Off | 2nd | Fast | Bench |
|--------|----|-----|-----|------|-------|
| DPU | 26 | 25 | 12 | 6 | 5 |
| ILS | 34 | 17 | 16 | 6 | 13 |

Score tied - 7 times.
 Lead changed - 6 times.

Kristi Cirone made a jump shot at the halftime buzzer that gave her 1,001, career points. She became the 23rd player and the eighth non-senior to achieve that feat • Career-high 11 rebounds for **Nicolle Lewis** • The two teams traded leads in the first 10 minutes before DePaul went on a 20-10 run to take its biggest lead of the first half, 35-25 • DePaul led by as many as 13 points in the second half • Trailing 58-45 with 12 minutes remaining in the game, ISU went on a 17-4 run to tie the game, 62-62 • Cirone scored eight points and **Tiffany Hudson** added six during that stretch • DePaul answered with a 14-4 run of its own to pull ahead for good, 76-66 • The Redbirds made just three field goals, all three-pointers in the final 34 seconds, in the final four minutes of the game.

GAME 7 • DEC. 2

Illinois State 79 • 6-1

| # | Player | Total | | | 3-Ptr | | | Rebounds | | | PF | TP | A | TO | Blk | Stl | Min |
|----------------------|-------------------|--------|-----------------|--------|--------|-------------|--------|----------|-----|-----|----|----|---|----|-----|-----|-----|
| | | FG-FGA | FG-FGA | FT-FTA | FG-FGA | FG-FGA | FT-FTA | Off | Def | Tot | | | | | | | |
| 31 | Lewis, Nicolle | f | 2-2 | 0-0 | 0-0 | 1 | 1 | 2 | 4 | 4 | 1 | 0 | 0 | 0 | 0 | 12 | |
| 40 | Bracey, Ashleen | f | 7-14 | 0-0 | 0-0 | 2 | 7 | 9 | 3 | 14 | 2 | 2 | 0 | 1 | 34 | | |
| 10 | Cirone, Kristi | g | 9-12 | 2-3 | 0-0 | 0 | 3 | 3 | 0 | 20 | 6 | 2 | 4 | 0 | 30 | | |
| 20 | Hudson, Tiffany | g | 10-16 | 4-6 | 0-0 | 2 | 1 | 3 | 2 | 24 | 4 | 0 | 0 | 0 | 32 | | |
| 32 | Krick, Maggie | g | 2-9 | 1-3 | 0-0 | 2 | 4 | 6 | 1 | 5 | 6 | 2 | 0 | 0 | 31 | | |
| 03 | Butler, Tamara | g | 0-2 | 0-0 | 2-2 | 0 | 2 | 2 | 0 | 2 | 0 | 2 | 0 | 0 | 3 | | |
| 04 | Banks, Brea | g | 0-0 | 0-0 | 0-0 | 0 | 0 | 0 | 0 | 0 | 0 | 0 | 0 | 0 | 3 | | |
| 14 | Clifton, Amanda | g | 0-0 | 0-0 | 1-2 | 0 | 1 | 1 | 0 | 1 | 1 | 1 | 0 | 0 | 6 | | |
| 21 | Shelton, Kenyatta | g | 0-3 | 0-0 | 0-0 | 2 | 3 | 5 | 2 | 0 | 1 | 0 | 0 | 0 | 10 | | |
| 23 | Calef, Danielle | g | 0-1 | 0-1 | 0-0 | 0 | 1 | 1 | 0 | 0 | 0 | 0 | 0 | 0 | 3 | | |
| 33 | Jackson, Shala | g | 3-7 | 0-0 | 1-2 | 3 | 3 | 6 | 2 | 7 | 0 | 1 | 0 | 0 | 15 | | |
| 34 | Singleton, Brooke | g | 0-0 | 0-0 | 0-0 | 0 | 0 | 0 | 1 | 0 | 0 | 0 | 0 | 0 | 3 | | |
| 42 | Johnson, Lashawn | g | 1-3 | 0-1 | 0-1 | 0 | 2 | 2 | 0 | 2 | 2 | 1 | 0 | 0 | 18 | | |
| Team | | | | | | 2 | 6 | 8 | | | | | | | | | |
| Totals | | | 34-69 | 7-14 | 4-7 | 14 | 34 | 48 | 17 | 79 | 23 | 12 | 0 | 8 | 200 | | |
| FG % 1st Half: 19-32 | | 59.4% | 2nd half: 15-37 | | 40.5% | Game: 34-69 | | 49.3% | | | | | | | | | |
| 3FG % 1st Half: 4-6 | | 66.7% | 2nd half: 3-8 | | 37.5% | Game: 7-14 | | 50.0% | | | | | | | | | |
| FT % 1st Half: 0-0 | | 0.0% | 2nd half: 4-7 | | 57.1% | Game: 4-7 | | 57.1% | | | | | | | | | |

Eastern Michigan 61 • 4-3

| # | Player | Total | | | 3-Ptr | | | Rebounds | | | PF | TP | A | TO | Blk | Stl | Min |
|----------------------|----------------------|--------|-----------------|--------|--------|-------------|--------|----------|-----|-----|----|----|---|----|-----|-----|-----|
| | | FG-FGA | FG-FGA | FT-FTA | FG-FGA | FG-FGA | FT-FTA | Off | Def | Tot | | | | | | | |
| 03 | LAND, Amber | f | 5-7 | 1-1 | 1-2 | 1 | 7 | 8 | 2 | 12 | 1 | 0 | 0 | 1 | 32 | | |
| 35 | WATTS, Kelly | f | 1-7 | 0-3 | 1-3 | 1 | 3 | 4 | 1 | 3 | 1 | 1 | 0 | 1 | 25 | | |
| 12 | WILLIAMS, Canea | g | 5-10 | 1-3 | 1-1 | 1 | 0 | 1 | 3 | 12 | 3 | 1 | 0 | 1 | 31 | | |
| 22 | PITTMAN, Alyssa | g | 7-16 | 6-11 | 2-2 | 0 | 3 | 3 | 3 | 22 | 1 | 4 | 1 | 1 | 40 | | |
| 24 | YAMANOGGLU, Kivircim | g | 0-2 | 0-0 | 0-0 | 0 | 1 | 1 | 0 | 1 | 0 | 1 | 4 | 0 | 18 | | |
| 02 | JOHNSON, Tara | g | 0-1 | 0-1 | 0-0 | 0 | 0 | 0 | 1 | 0 | 0 | 0 | 0 | 0 | 3 | | |
| 11 | SCHROCK, Cassie | g | 1-1 | 0-0 | 0-1 | 0 | 0 | 0 | 0 | 2 | 0 | 0 | 0 | 0 | 13 | | |
| 15 | TYSON, Brittany | g | 0-3 | 0-3 | 0-0 | 0 | 0 | 0 | 2 | 0 | 1 | 1 | 0 | 1 | 16 | | |
| 20 | COMPTON, Amanda | g | 0-4 | 0-1 | 3-4 | 0 | 1 | 1 | 1 | 3 | 1 | 1 | 0 | 0 | 6 | | |
| 23 | WARREN, Carla | g | 0-0 | 0-0 | 0-0 | 0 | 1 | 1 | 0 | 0 | 0 | 0 | 0 | 0 | 2 | | |
| 52 | RUSSELL, Colleen | g | 2-5 | 0-0 | 3-3 | 2 | 3 | 5 | 1 | 7 | 0 | 0 | 1 | 0 | 14 | | |
| Team | | | | | | 1 | 3 | 4 | | | | | | | | | |
| Totals | | | 21-56 | 8-23 | 11-16 | 6 | 22 | 28 | 15 | 61 | 9 | 13 | 2 | 6 | 200 | | |
| FG % 1st Half: 11-28 | | 39.3% | 2nd half: 10-28 | | 35.7% | Game: 21-56 | | 37.5% | | | | | | | | | |
| 3FG % 1st Half: 5-12 | | 41.7% | 2nd half: 3-11 | | 27.3% | Game: 8-23 | | 34.8% | | | | | | | | | |
| FT % 1st Half: 2-5 | | 40.0% | 2nd half: 9-11 | | 81.8% | Game: 11-16 | | 68.8% | | | | | | | | | |

Officials: Carol Comanica, Carol Smith and Bob DeMino
 Technical fouls: Illinois State-None, Eastern Michigan-None.
 Attendance: 241

| Score by periods | 1st | 2nd | Total |
|------------------|-----|-----|-------|
| Illinois State | 42 | 37 | 79 |
| Eastern Michigan | 29 | 32 | 61 |

Last FG - ILS 2nd-02:59, EMU 2nd-01:53.
 Largest lead - ILS by 23 2nd-02:47, EMU None.

Score tied - 0 times.
 Lead changed - 0 times.

Career-high 24 points for **Tiffany Hudson** on a career-best 10 field goals • **Kristi Cirone** added 20 points, marking the second time this season two Redbirds netted 20 in the same game • First-career back-to-back double-digits scoring games for **Ashleen Bracey** • Redbirds never trailed in the game and led by double-digits for the final 22:38 • Eastern Michigan cut the deficit to five points late in the first half before the Redbirds closed out the period with a 17-9 run

GAME 6 • NOV. 29

Loyola 51 • 1-5

| # | Player | Total | | | 3-Ptr | | | Rebounds | | | PF | TP | A | TO | Blk | Stl | Min |
|------|--------------------|--------|--------|--------|--------|--------|--------|----------|-----|-----|----|----|---|----|-----|-----|-----|
| | | FG-FGA | FG-FGA | FT-FTA | FG-FGA | FG-FGA | FT-FTA | Off | Def | Tot | | | | | | | |
| 00 | VanBOGAERT, Elyse | f | 5-11 | 0-0 | 0-0 | 0 | 5 | 5 | 1 | 10 | 0 | 1 | 1 | 0 | 34 | | |
| 42 | LUCAS, Jana | f | 1-5 | 0-0 | 3-3 | 0 | 2 | 2 | 0 | 5 | 0 | 2 | 0 | 0 | 17 | | |
| 55 | BOECKE, Brittany | f | 2-6 | 0-1 | 0-0 | 2 | 5 | 7 | 5 | 4 | 1 | 6 | 1 | 1 | 28 | | |
| 01 | COLLINS, Keisha | g | 3-11 | 0-3 | 0-0 | 0 | 3 | 3 | 2 | 6 | 5 | 2 | 1 | 0 | 35 | | |
| 12 | MCCLOSKEY, Maggie | g | 3-11 | 2-7 | 1-2 | 2 | 4 | 6 | 1 | 9 | 2 | 1 | 0 | 0 | 35 | | |
| 13 | GARCIA, Nicole | g | 0-0 | 0-0 | 0-0 | 0 | 0 | 0 | 0 | 0 | 0 | 0 | 0 | 0 | 5 | | |
| 22 | RANDLE, Taryn | g | 0-0 | 0-0 | 0-2 | 1 | 1 | 2 | 0 | 0 | 0 | 1 | 1 | 0 | 3 | | |
| 25 | THURMAN, Cierra | g | 2-4 | 0-0 | 2-2 | 1 | 0 | 1 | 2 | 6 | 0 | 2 | 0 | 0 | 14 | | |
| 32 | HYLTON, Jessica | g | 4-11 | 3-6 | 0-0 | 2 | 0 | 2 | 2 | 11 | 1 | 2 | 1 | 0 | 24 | | |
| 33 | MARSHALL, Brittney | g | 0-0 | 0-0 | 0-0 | 0 | 0 | 0 | 1 | 0 | 0 | 0 | 0 | 0 | 5 | | |
| Team | | | | | | 1 | 3 | 4 | | | | | | | | | |

GAME 9 • DEC. 16

Illinois State 82 • 8-1

| # | Player | Total | | | 3-Ptr | | | Rebounds | | | PF | TP | A | TO | Blk | Stl | Min |
|--------|-------------------|-------|-------|------|-------|-----|-----|----------|----|----|----|----|---|----|-----|-----|-----|
| | | FG | FGA | FT | FTA | Off | Def | Tot | | | | | | | | | |
| 40 | Bracey, Ashleen | f | 7-10 | 0-0 | 2-2 | 3 | 8 | 11 | 3 | 16 | 1 | 3 | 0 | 0 | 0 | 29 | |
| 31 | Lewis, Nicole | c | 6-8 | 0-0 | 8-8 | 1 | 4 | 5 | 1 | 20 | 2 | 1 | 1 | 2 | 29 | | |
| 10 | Cirone, Kristi | g | 5-11 | 2-5 | 5-6 | 0 | 5 | 5 | 3 | 17 | 5 | 5 | 1 | 1 | 37 | | |
| 20 | Hudson, Tiffany | g | 2-5 | 1-1 | 0-0 | 0 | 1 | 1 | 3 | 5 | 4 | 4 | 0 | 0 | 26 | | |
| 32 | Krick, Maggie | g | 6-13 | 0-4 | 0-0 | 1 | 3 | 4 | 2 | 12 | 3 | 1 | 0 | 1 | 35 | | |
| 04 | Banks, Brea | g | 0-0 | 0-0 | 0-0 | 0 | 0 | 0 | 0 | 0 | 0 | 0 | 0 | 0 | 1 | | |
| 14 | Clifton, Amanda | g | 0-0 | 0-0 | 0-0 | 0 | 0 | 0 | 0 | 0 | 0 | 0 | 0 | 0 | 1 | | |
| 21 | Shelton, Kenyatta | g | 0-2 | 0-0 | 2-2 | 1 | 1 | 2 | 1 | 2 | 2 | 1 | 1 | 1 | 12 | | |
| 33 | Jackson, Shala | g | 1-1 | 0-0 | 0-0 | 1 | 3 | 4 | 2 | 2 | 0 | 2 | 0 | 0 | 11 | | |
| 34 | Singleton, Brooke | g | 2-5 | 0-3 | 0-0 | 0 | 0 | 0 | 0 | 4 | 1 | 0 | 0 | 0 | 9 | | |
| 42 | Johnson, Lashawn | g | 2-3 | 0-0 | 0-2 | 1 | 3 | 4 | 1 | 4 | 0 | 0 | 0 | 0 | 10 | | |
| Team | | | | | | 1 | 3 | 4 | | | | | | | | | |
| Totals | | | 31-58 | 3-13 | 17-20 | 9 | 31 | 40 | 16 | 82 | 18 | 17 | 3 | 5 | 200 | | |

FG % 1st Half: 18-35 51.4% 2nd half: 13-23 56.5% Game: 31-58 53.4%
 3FG % 1st Half: 3-10 30.0% 2nd half: 0-3 0.0% Game: 3-13 23.1%
 FT % 1st Half: 8-10 80.0% 2nd half: 9-10 90.0% Game: 17-20 85.0%

Miami University 69 • 6-4

| # | Player | Total | | | 3-Ptr | | | Rebounds | | | PF | TP | A | TO | Blk | Stl | Min |
|--------|-----------------|-------|-------|------|-------|-----|-----|----------|----|----|----|----|---|----|-----|-----|-----|
| | | FG | FGA | FT | FTA | Off | Def | Tot | | | | | | | | | |
| 33 | MARKWOOD, Laura | f | 4-9 | 1-1 | 3-4 | 5 | 5 | 10 | 3 | 12 | 0 | 0 | 2 | 1 | 27 | | |
| 40 | FORD, Stephanie | c | 2-4 | 0-0 | 0-1 | 2 | 2 | 4 | 3 | 4 | 0 | 2 | 2 | 2 | 27 | | |
| 01 | JACKSON, Amanda | g | 8-16 | 2-5 | 4-6 | 2 | 2 | 4 | 4 | 22 | 0 | 5 | 0 | 1 | 27 | | |
| 10 | SCHONE, Jenna | g | 6-18 | 1-3 | 1-2 | 1 | 1 | 2 | 14 | 7 | 2 | 0 | 1 | 37 | | | |
| 11 | HAWKINS, Ashley | g | 2-13 | 0-6 | 0-0 | 3 | 1 | 4 | 0 | 3 | 4 | 1 | 1 | 33 | | | |
| 22 | RIDLEY, Chanell | g | 0-1 | 0-0 | 0-0 | 0 | 1 | 1 | 3 | 0 | 0 | 0 | 0 | 2 | | | |
| 23 | REED, Courtney | g | 3-4 | 0-0 | 0-0 | 0 | 2 | 2 | 3 | 6 | 0 | 2 | 1 | 17 | | | |
| 24 | DUNLAP, Briana | g | 2-5 | 1-3 | 2-2 | 1 | 0 | 1 | 0 | 7 | 0 | 0 | 0 | 0 | | | |
| 41 | BROWN, Ashleigh | g | 0-1 | 0-0 | 0-0 | 0 | 1 | 1 | 0 | 0 | 0 | 0 | 0 | 0 | | | |
| Team | | | | | | 3 | 5 | 8 | | | | | | | | | |
| Totals | | | 27-71 | 5-18 | 10-15 | 17 | 20 | 37 | 18 | 69 | 10 | 15 | 6 | 9 | 200 | | |

FG % 1st Half: 11-37 29.7% 2nd half: 16-34 47.1% Game: 27-71 38.0%
 3FG % 1st Half: 3-9 33.3% 2nd half: 2-9 22.2% Game: 5-18 27.8%
 FT % 1st Half: 4-5 80.0% 2nd half: 6-10 60.0% Game: 10-15 66.7%

Officials: Angie Enlund, Shannon Feek, Jim Vastine
 Technical fouls: Illinois State-None. Miami University-None.
 Attendance: 211

| Score by periods | 1st | 2nd | Total |
|------------------|-----|-----|-------|
| Illinois State | 47 | 35 | 82 |
| Miami University | 29 | 40 | 69 |

Last FG - ILS 2nd-00:58, MIAMI 2nd-00:34.
 Largest lead - ILS by 23 1st-02:51, MIAMI by 1 1st-15:43.

Score tied - 1 time.
 Lead changed - 2 times.

Record eighth non-conference win for ISU • First win ever at Millett Hall • Third double-double in four games for **Ashleen Bracey** • First 20-point performance by **Nicole Lewis** since playing at Drake (3/1/07) • Redbirds went on a 34-10 run, that included a 17-2 spurt, to turn a 10-9 deficit into a 43-20 lead • Bracey, Lewis and **Kristi Cirone** combined for 26 points during that stretch • Miami went on a 21-6 run that spanned both halves, which included a 12-2 run to start the second half • After scoring just four points in the first half, Miami guard Amanda Jackson scored 18 in the second half, including the first 10 of the period • Miami only came as close as six points with 10:02 remaining

GAME 10 • DEC. 19

Western Illinois 56 • 3-7

| # | Player | Total | | | 3-Ptr | | | Rebounds | | | PF | TP | A | TO | Blk | Stl | Min |
|--------|----------------------|-------|-------|------|-------|-----|-----|----------|----|----|----|----|---|----|-----|-----|-----|
| | | FG | FGA | FT | FTA | Off | Def | Tot | | | | | | | | | |
| 33 | DAVENPORT, Katy | f | 3-11 | 2-5 | 2-2 | 2 | 4 | 6 | 2 | 10 | 1 | 0 | 0 | 3 | 30 | | |
| 04 | WALKER, Amanda | g | 1-4 | 0-1 | 2-2 | 0 | 1 | 1 | 1 | 4 | 2 | 0 | 0 | 2 | 31 | | |
| 21 | HUGELIER, Gina | g | 2-9 | 1-3 | 2-2 | 1 | 0 | 1 | 1 | 7 | 1 | 3 | 0 | 2 | 24 | | |
| 24 | O'BRIEN, Jordan | g | 1-5 | 1-3 | 0-0 | 0 | 2 | 2 | 3 | 2 | 1 | 0 | 0 | 0 | 28 | | |
| 42 | LOVINGOOD, Stephanie | g | 8-10 | 0-0 | 4-4 | 3 | 4 | 7 | 2 | 20 | 0 | 3 | 1 | 1 | 34 | | |
| 12 | QUIGGLE, Samantha | g | 0-1 | 0-1 | 0-0 | 0 | 0 | 0 | 0 | 0 | 1 | 0 | 0 | 0 | 12 | | |
| 23 | CLARK, Katy | g | 0-2 | 0-0 | 0-0 | 0 | 1 | 1 | 1 | 0 | 1 | 0 | 0 | 0 | 9 | | |
| 25 | MYERS, Nicole | g | 1-3 | 0-0 | 0-0 | 0 | 0 | 0 | 0 | 0 | 2 | 0 | 0 | 0 | 6 | | |
| 32 | MILLER, Sarah | g | 4-5 | 0-0 | 2-4 | 0 | 4 | 4 | 0 | 10 | 2 | 2 | 0 | 2 | 16 | | |
| 44 | WUTT, Lindsey | g | 0-2 | 0-0 | 0-0 | 1 | 1 | 2 | 1 | 0 | 1 | 1 | 0 | 0 | 10 | | |
| Team | | | | | | 3 | 3 | 6 | | | | | | | | | |
| Totals | | | 20-52 | 4-13 | 12-14 | 10 | 20 | 30 | 10 | 56 | 11 | 12 | 1 | 10 | 200 | | |

FG % 1st Half: 13-30 43.3% 2nd half: 7-22 31.8% Game: 20-52 38.5%
 3FG % 1st Half: 3-6 50.0% 2nd half: 1-7 14.3% Game: 4-13 30.8%
 FT % 1st Half: 5-6 83.3% 2nd half: 7-8 87.5% Game: 12-14 85.7%

Illinois State 69 • 9-1

| # | Player | Total | | | 3-Ptr | | | Rebounds | | | PF | TP | A | TO | Blk | Stl | Min |
|--------|-------------------|-------|-------|------|-------|-----|-----|----------|----|----|----|----|---|----|-----|-----|-----|
| | | FG | FGA | FT | FTA | Off | Def | Tot | | | | | | | | | |
| 40 | Bracey, Ashleen | f | 3-5 | 0-0 | 0-1 | 2 | 3 | 5 | 0 | 6 | 1 | 1 | 1 | 0 | 28 | | |
| 31 | Lewis, Nicole | c | 2-4 | 0-0 | 2-2 | 1 | 2 | 3 | 2 | 6 | 2 | 1 | 1 | 0 | 20 | | |
| 10 | Cirone, Kristi | g | 5-13 | 2-7 | 0-0 | 1 | 6 | 7 | 3 | 12 | 7 | 2 | 1 | 1 | 35 | | |
| 20 | Hudson, Tiffany | g | 4-9 | 2-5 | 0-0 | 0 | 1 | 1 | 2 | 10 | 5 | 3 | 1 | 0 | 32 | | |
| 32 | Krick, Maggie | g | 9-14 | 3-6 | 0-1 | 2 | 3 | 5 | 1 | 21 | 3 | 3 | 0 | 1 | 34 | | |
| 04 | Banks, Brea | g | 1-2 | 1-2 | 0-0 | 0 | 1 | 1 | 0 | 3 | 0 | 0 | 0 | 0 | 5 | | |
| 14 | Clifton, Amanda | g | 0-1 | 0-1 | 0-0 | 0 | 0 | 0 | 0 | 0 | 0 | 0 | 0 | 0 | 6 | | |
| 21 | Shelton, Kenyatta | g | 0-0 | 0-0 | 0-0 | 1 | 2 | 3 | 3 | 0 | 1 | 1 | 1 | 0 | 11 | | |
| 33 | Jackson, Shala | g | 2-7 | 1-3 | 0-0 | 3 | 0 | 3 | 2 | 5 | 0 | 0 | 0 | 0 | 12 | | |
| 34 | Singleton, Brooke | g | 0-1 | 0-1 | 0-0 | 0 | 0 | 0 | 0 | 0 | 0 | 0 | 0 | 0 | 1 | | |
| 42 | Johnson, Lashawn | g | 3-3 | 0-0 | 0-0 | 1 | 3 | 4 | 1 | 6 | 0 | 2 | 1 | 1 | 16 | | |
| Team | | | | | | 0 | 2 | 2 | | | | | | | | | |
| Totals | | | 29-59 | 9-25 | 2-4 | 11 | 23 | 34 | 14 | 69 | 19 | 14 | 6 | 3 | 200 | | |

FG % 1st Half: 15-31 48.4% 2nd half: 14-28 50.0% Game: 29-59 49.2%
 3FG % 1st Half: 5-14 35.7% 2nd half: 4-11 36.4% Game: 9-25 36.0%
 FT % 1st Half: 2-4 50.0% 2nd half: 0-0 0.0% Game: 2-4 50.0%

Officials: David Stewart, Barbara Smith, Marvin Skyes
 Technical fouls: Western Illinois-None. Illinois State-None.
 Attendance: 1352

| Score by periods | 1st | 2nd | Total |
|------------------|-----|-----|-------|
| Western Illinois | 34 | 22 | 56 |
| Illinois State | 37 | 32 | 69 |

Last FG - WIU 2nd-01:10, ILS 2nd-01:26.
 Largest lead - WIU by 8 1st-12:41, ILS by 15 2nd-01:26.

Score tied - 1 time.
 Lead changed - 8 times.

ISU tied the best start in program history (9-1) • Third-career 20-point scoring effort for **Maggie Krick** • Career-high tying seven rebounds for junior **Kristi Cirone** • Western Illinois led for most of the first 10 minutes, including a 14-9 advantage • ISU used a 17-2 run early in the second half to pull away for good • Krick scored 10 points during that spurt.

GAME 11 • DEC. 31

Northern Illinois 54 • 4-9

| # | Player | Total | | | 3-Ptr | | | Rebounds | | | PF | TP | A | TO | Blk | Stl | Min |
|--------|-----------------|-------|-------|------|-------|-----|-----|----------|----|----|----|----|---|----|-----|-----|-----|
| | | FG | FGA | FT | FTA | Off | Def | Tot | | | | | | | | | |
| 11 | LOWE, Whitney | f | 1-11 | 0-5 | 3-4 | 1 | 4 | 5 | 2 | 5 | 0 | 1 | 0 | 1 | 31 | | |
| 44 | ELLIS, Ebony | c | 3-6 | 0-0 | 5-6 | 4 | 4 | 8 | 4 | 11 | 2 | 3 | 0 | 0 | 25 | | |
| 02 | WELTON, Sharl' | g | 7-11 | 0-0 | 1-5 | 0 | 7 | 7 | 3 | 15 | 2 | 5 | 0 | 1 | 35 | | |
| 03 | YORK, Kylie | g | 3-11 | 3-10 | 0-0 | 0 | 1 | 1 | 2 | 9 | 1 | 2 | 0 | 0 | 32 | | |
| 10 | WILCOX, Jessie | g | 1-5 | 0-1 | 3-4 | 0 | 3 | 3 | 1 | 5 | 3 | 6 | 0 | 0 | 37 | | |
| 01 | CANNON, Terriel | g | 0-0 | 0-0 | 0-0 | 0 | 0 | 0 | 0 | 0 | 0 | 1 | 0 | 0 | 3 | | |
| 25 | BROWN, Bianca | g | 0-1 | 0-0 | 0-0 | 0 | 1 | 1 | 0 | 0 | 0 | 2 | 0 | 1 | 7 | | |
| 31 | MICHEL, Tara | g | 1-2 | 1-2 | 0-0 | 0 | 0 | 0 | 0 | 3 | 0 | 1 | 0 | 1 | 7 | | |
| 34 | SMITH, Becky | g | 3-6 | 0-0 | 0-0 | 3 | 3 | 6 | 2 | 6 | 0 | 3 | 0 | 1 | 23 | | |
| Team | | | | | | 4 | 3 | 7 | | | | | | | | | |
| Totals | | | 19-53 | 4-18 | 12-19 | 12 | 26 | 38 | 14 | 54 | 8 | 24 | 0 | 5 | 200 | | |

FG % 1st Half: 11-26 42.3% 2nd half: 8-27 29.6% Game: 19-53 35.8%
 3FG % 1st Half: 2-8 25.0% 2nd half: 2-10 20.0% Game: 4-18 22.2%
 FT % 1st Half: 2-3 66.7% 2nd half: 10-16 62.5% Game: 12-19 63.2%

Illinois State 78 • 10-1

| # | Player | Total | | | 3-Ptr | | | Rebounds | | | PF | TP | A | TO | Blk | Stl | Min |
|----|-----------------|-------|------|-----|-------|-----|-----|----------|----|----|----|----|---|----|-----|-----|-----|
| | | FG | FGA | FT | FTA | Off | Def | Tot | | | | | | | | | |
| 40 | Bracey, Ashleen | f | 7-9 | 0-0 | 1-3 | 3 | 6 | 9 | 3 | 15 | 0 | 2 | 1 | 2 | 28 | | |
| 31 | Lewis, Nicole | c | 2-4 | 0-0 | 0-0 | 2 | 1 | 3 | 1 | 4 | 1 | 1 | 0 | 0 | 13 | | |
| 10 | Cirone, Kristi | g | 4-8 | 1-3 | 3-4 | 1 | 1 | 2 | 1 | 12 | 5 | 1 | 0 | 2 | 29 | | |
| 20 | Hudson, Tiffany | g | 3-9 | 0-1 | 4-4 | 1 | 2 | 3 | 10 | 5 | 2 | 0 | 3 | 25 | | | |
| 32 | Krick, Maggie | g | 4-11 | 2-5 | 0-0 | 0 | 1 | 1 | 1 | 10 | 4 | 2 | 0 | 3 | 26 | | |
| 03 | Butler, Tamara | g | 2-3 | 0-0 | 0-0 | 0 | 2 | 2 | 1 | 4 | 0 | 0 | 0 | 0 | 8 | | |
| 04 | Banks, Brea | g | 3-5 | 0-2 | 0-0 | 0 | 2 | 2</ | | | | | | | | | |

GAME 13 • JAN. 5

Illinois State 82 • 12-1, 2-0 MVC

| # | Player | Total | | | 3-Ptr | | | Rebounds | | | PF | TP | A | TO | Blk | Stl | Min |
|--------|-------------------|--------|--------|--------|--------|--------|--------|----------|-----|-----|----|----|---|----|-----|-----|-----|
| | | FG-FGA | FG-FGA | FT-FTA | FG-FGA | FG-FGA | FT-FTA | Off | Def | Tot | | | | | | | |
| 32 | Krick, Maggie | f | 0-6 | 0-1 | 0-0 | 1 | 7 | 8 | 1 | 0 | 2 | 2 | 0 | 1 | 20 | | |
| 40 | Bracey, Ashleen | f | 5-8 | 0-0 | 4-4 | 7 | 5 | 12 | 4 | 14 | 0 | 2 | 0 | 0 | 37 | | |
| 31 | Lewis, Nicole | c | 3-8 | 0-0 | 0-0 | 0 | 4 | 4 | 2 | 6 | 0 | 1 | 1 | 0 | 27 | | |
| 10 | Cirone, Kristi | g | 8-14 | 1-3 | 10-11 | 0 | 3 | 3 | 27 | 7 | 4 | 1 | 0 | 30 | | | |
| 20 | Hudson, Tiffany | g | 7-12 | 1-2 | 4-5 | 1 | 1 | 2 | 19 | 6 | 4 | 0 | 0 | 1 | 38 | | |
| 04 | Banks, Brea | g | 0-1 | 0-0 | 0-0 | 0 | 0 | 0 | 0 | 0 | 0 | 0 | 0 | 2 | | | |
| 14 | Clifton, Amanda | g | 0-0 | 0-0 | 0-0 | 0 | 0 | 0 | 2 | 0 | 0 | 0 | 0 | 2 | | | |
| 21 | Shelton, Kenyatta | g | 3-5 | 0-0 | 3-6 | 5 | 5 | 10 | 3 | 9 | 0 | 1 | 1 | 0 | 16 | | |
| 33 | Jackson, Shala | g | 1-6 | 1-1 | 4-4 | 2 | 4 | 6 | 3 | 7 | 0 | 0 | 1 | 0 | 24 | | |
| 42 | Johnson, Lashawn | g | 0-0 | 0-0 | 0-0 | 0 | 0 | 0 | 1 | 0 | 0 | 1 | 0 | 4 | | | |
| Team | | | | | | 1 | 1 | 2 | | | | | | | | | |
| Totals | | | 27-60 | 3-7 | 25-30 | 17 | 30 | 47 | 21 | 82 | 15 | 16 | 4 | 2 | 200 | | |

| | | | | | | | | | | |
|-----------------|-------|-------|-----------|-------|-------|-------|-------|-------|----------|---|
| FG % 1st Half: | 16-33 | 48.5% | 2nd half: | 11-27 | 40.7% | Game: | 27-60 | 45.0% | Deadball | |
| 3FG % 1st Half: | 1-4 | 25.0% | 2nd half: | 2-3 | 66.7% | Game: | 3-7 | 42.9% | Rebounds | 2 |
| FT % 1st Half: | 6-8 | 75.0% | 2nd half: | 19-22 | 86.4% | Game: | 25-30 | 83.3% | | |

Southern Illinois 78 • 5-7, 1-1 MVC

| # | Player | Total | | | 3-Ptr | | | Rebounds | | | PF | TP | A | TO | Blk | Stl | Min |
|--------|-------------------|--------|--------|--------|--------|--------|--------|----------|-----|-----|----|----|---|----|-----|-----|-----|
| | | FG-FGA | FG-FGA | FT-FTA | FG-FGA | FG-FGA | FT-FTA | Off | Def | Tot | | | | | | | |
| 11 | SWEERE, Jayme | f | 8-19 | 2-4 | 7-8 | 1 | 9 | 10 | 2 | 25 | 2 | 1 | 1 | 0 | 33 | | |
| 40 | GIBSON, Jasmine | f | 5-11 | 0-0 | 4-4 | 0 | 4 | 4 | 1 | 14 | 4 | 1 | 1 | 0 | 34 | | |
| 22 | SMITH, Erica | g | 3-7 | 1-2 | 2-2 | 3 | 2 | 5 | 8 | 7 | 3 | 1 | 2 | 27 | | | |
| 30 | YOUNG, Ellen | g | 1-9 | 1-3 | 2-2 | 1 | 1 | 2 | 3 | 5 | 0 | 1 | 0 | 1 | 28 | | |
| 33 | PAUK, Erin | g | 0-1 | 0-0 | 0-0 | 0 | 0 | 0 | 3 | 0 | 0 | 1 | 0 | 0 | 27 | | |
| 05 | BAILEY, Kaci | g | 0-0 | 0-0 | 0-0 | 0 | 0 | 0 | 1 | 0 | 0 | 0 | 0 | 0 | + | | |
| 12 | WORDEN, Tanaeya | g | 4-6 | 1-2 | 2-2 | 0 | 0 | 0 | 5 | 11 | 0 | 2 | 2 | 24 | | | |
| 20 | SWINGLER, Katrina | g | 1-1 | 0-0 | 0-1 | 0 | 0 | 0 | 0 | 2 | 0 | 0 | 0 | 0 | 1 | | |
| 34 | SALES, Courtney | g | 5-8 | 0-0 | 3-5 | 2 | 3 | 5 | 13 | 1 | 0 | 0 | 2 | 26 | | | |
| Team | | | | | | 1 | 1 | 2 | | | | | | | | | |
| Totals | | | 27-62 | 5-11 | 19-24 | 8 | 20 | 28 | 25 | 78 | 14 | 9 | 3 | 7 | 200 | | |

| | | | | | | | | | | |
|-----------------|-------|-------|-----------|-------|-------|-------|-------|-------|----------|---|
| FG % 1st Half: | 15-29 | 51.7% | 2nd half: | 12-33 | 36.4% | Game: | 27-62 | 43.5% | Deadball | |
| 3FG % 1st Half: | 2-4 | 50.0% | 2nd half: | 3-7 | 42.9% | Game: | 5-11 | 45.5% | Rebounds | 1 |
| FT % 1st Half: | 10-13 | 76.9% | 2nd half: | 9-11 | 81.8% | Game: | 19-24 | 79.2% | | |

Officials: David Stewart, Jeff Caudle, Marvin Sykes
 Technical fouls: Illinois State-None. Southern Illinois-None.
 Attendance: 713

| Score by periods | 1st | 2nd | Total |
|-------------------|-----|-----|-------|
| Illinois State | 39 | 43 | 82 |
| Southern Illinois | 42 | 36 | 78 |

Last FG - ILS 2nd-02:15, SIU 2nd-00:04.
 Largest lead - ILS by 9 1st-15:57, SIU by 7 1st-06:58.

Score tied - 6 times.
 Lead changed - 10 times.

Smallest margin of victory for ISU this season • Junior **Kristi Cirone** was one point shy of her career-high in points (28) • Season-best 10 free throws for Cirone • Sophomore **Ashleen Bracey** recorded a career-best 12 rebounds • Fourth double-double in the last seven games for Bracey • ISU outbounded SIU 27-12 in the second half • Redbirds made 12-straight free throws to start the second half • Redbirds led 17-8 in the first five minutes • Southern Illinois used a 21-6 run to take its first lead, 34-27 • Run included 11-straight points as ISU went five minutes without a field goal and committed five turnovers • Third time this season Redbirds trailed at halftime • Second half featured three ties and seven lead changes • Senior **Tiffany Hudson** scored 11 points in the second half, including seven in the final three minutes.

GAME 15 • JAN. 13

Illinois State 94 • 14-1, 4-0

| # | Player | Total | | | 3-Ptr | | | Rebounds | | | PF | TP | A | TO | Blk | Stl | Min |
|--------|-------------------|--------|--------|--------|--------|--------|--------|----------|-----|-----|----|----|---|----|-----|-----|-----|
| | | FG-FGA | FG-FGA | FT-FTA | FG-FGA | FG-FGA | FT-FTA | Off | Def | Tot | | | | | | | |
| 40 | Bracey, Ashleen | f | 5-9 | 0-0 | 0-1 | 2 | 4 | 6 | 0 | 10 | 1 | 0 | 0 | 1 | 24 | | |
| 31 | Lewis, Nicole | c | 5-7 | 0-0 | 2-2 | 2 | 5 | 7 | 3 | 12 | 2 | 0 | 1 | 1 | 20 | | |
| 10 | Cirone, Kristi | g | 6-8 | 3-3 | 0-0 | 0 | 3 | 3 | 2 | 15 | 3 | 1 | 0 | 0 | 27 | | |
| 20 | Hudson, Tiffany | g | 1-5 | 0-2 | 0-0 | 0 | 2 | 2 | 1 | 2 | 7 | 1 | 0 | 0 | 22 | | |
| 32 | Krick, Maggie | g | 6-10 | 3-6 | 0-0 | 0 | 2 | 2 | 15 | 4 | 0 | 0 | 0 | 0 | 24 | | |
| 03 | Butler, Tamara | g | 0-1 | 0-0 | 0-0 | 0 | 2 | 2 | 0 | 0 | 2 | 1 | 0 | 0 | 8 | | |
| 04 | Banks, Brea | g | 2-4 | 0-1 | 0-0 | 2 | 2 | 4 | 0 | 4 | 0 | 0 | 0 | 0 | 9 | | |
| 12 | Sandstead, Ashley | g | 2-3 | 2-3 | 2-2 | 1 | 0 | 1 | 0 | 8 | 0 | 1 | 0 | 2 | 5 | | |
| 14 | Clifton, Amanda | g | 1-2 | 0-0 | 0-0 | 0 | 2 | 2 | 1 | 2 | 4 | 3 | 1 | 1 | 12 | | |
| 21 | Shelton, Kenyatta | g | 1-2 | 0-0 | 0-0 | 0 | 2 | 2 | 4 | 2 | 1 | 0 | 0 | 0 | 13 | | |
| 23 | Calef, Danielle | g | 2-3 | 0-0 | 1-2 | 0 | 0 | 0 | 0 | 5 | 0 | 0 | 0 | 0 | 5 | | |
| 33 | Jackson, Shala | g | 5-7 | 1-2 | 1-2 | 0 | 3 | 3 | 2 | 12 | 1 | 2 | 0 | 1 | 15 | | |
| 34 | Singleton, Brooke | g | 1-2 | 1-1 | 0-0 | 0 | 0 | 0 | 0 | 3 | 1 | 1 | 0 | 0 | 7 | | |
| 42 | Johnson, Lashawn | g | 1-1 | 0-0 | 2-3 | 0 | 0 | 0 | 3 | 4 | 1 | 0 | 0 | 0 | 9 | | |
| Team | | | | | | 0 | 0 | 0 | | | | | | | | | |
| Totals | | | 38-64 | 10-18 | 8-12 | 7 | 27 | 34 | 18 | 94 | 27 | 10 | 2 | 6 | 200 | | |

| | | | | | | | | | | |
|-----------------|-------|--------|-----------|-------|-------|-------|-------|-------|----------|---|
| FG % 1st Half: | 21-34 | 61.8% | 2nd half: | 17-30 | 56.7% | Game: | 38-64 | 59.4% | Deadball | |
| 3FG % 1st Half: | 6-12 | 50.0% | 2nd half: | 4-6 | 66.7% | Game: | 10-18 | 55.6% | Rebounds | 2 |
| FT % 1st Half: | 2-2 | 100.0% | 2nd half: | 6-10 | 60.0% | Game: | 8-12 | 66.7% | | |

Bradley 61 • 6-8, 0-3

| # | Player | Total | | | 3-Ptr | | | Rebounds | | | PF | TP | A | TO | Blk | Stl | Min |
|--------|--------------------|--------|--------|--------|--------|--------|--------|----------|-----|-----|----|----|---|----|-----|-----|-----|
| | | FG-FGA | FG-FGA | FT-FTA | FG-FGA | FG-FGA | FT-FTA | Off | Def | Tot | | | | | | | |
| 13 | Van Kirk, Jenny | f | 4-6 | 0-1 | 0-0 | 3 | 1 | 4 | 1 | 8 | 1 | 0 | 0 | 0 | 25 | | |
| 40 | Krumwiede, Kelly | f | 0-2 | 0-0 | 4-4 | 0 | 3 | 3 | 2 | 4 | 1 | 1 | 0 | 1 | 19 | | |
| 14 | Merriman, Rachel | g | 2-7 | 1-3 | 3-4 | 0 | 3 | 3 | 4 | 8 | 3 | 2 | 0 | 1 | 27 | | |
| 23 | Flanagan, Devyn | g | 2-5 | 1-2 | 0-1 | 1 | 0 | 1 | 1 | 5 | 2 | 2 | 0 | 0 | 29 | | |
| 24 | Johnson, Skye | g | 3-8 | 0-0 | 0-0 | 0 | 3 | 3 | 0 | 6 | 4 | 3 | 0 | 2 | 25 | | |
| 01 | Nekmouche, Felicia | g | 0-0 | 0-0 | 0-0 | 0 | 0 | 0 | 0 | 0 | 0 | 0 | 0 | 0 | 2 | | |
| 03 | Frericks, Renee | g | 0-1 | 0-1 | 4-5 | 0 | 1 | 1 | 0 | 4 | 2 | 0 | 0 | 1 | 17 | | |
| 30 | Rogers, Monica | g | 7-13 | 0-0 | 4-4 | 2 | 5 | 7 | 3 | 18 | 1 | 3 | 0 | 0 | 26 | | |
| 33 | Klingler, Megan | g | 1-3 | 0-0 | 0-0 | 0 | 2 | 2 | 2 | 2 | 0 | 2 | 1 | 0 | 9 | | |
| 34 | Taylor, Raisa | g | 2-5 | 2-4 | 0-0 | 0 | 3 | 3 | 2 | 6 | 3 | 4 | 0 | 3 | 17 | | |
| 35 | Itavkase, Aseer | g | 0-2 | 0-0 | 0-0 | 0 | 0 | 0 | 1 | 0 | 1 | 0 | 0 | 4 | | | |
| Team | | | | | | 0 | 0 | 0 | | | | | | | | | |
| Totals | | | 21-52 | 4-11 | 15-18 | 6 | 21 | 27 | 16 | 61 | 18 | 17 | 1 | 8 | 200 | | |

| | | | | | | | | | | |
|-----------------|-------|--------|-----------|-------|-------|-------|-------|-------|----------|---|
| FG % 1st Half: | 11-30 | 36.7% | 2nd half: | 10-22 | 45.5% | Game: | 21-52 | 40.4% | Deadball | |
| 3FG % 1st Half: | 1-4 | 25.0% | 2nd half: | 3-7 | 42.9% | Game: | 4-11 | 36.4% | Rebounds | 1 |
| FT % 1st Half: | 2-2 | 100.0% | 2nd half: | 13-16 | 81.3% | Game: | 15-18 | 83.3% | | |

Officials: Randy Campbell, Erika Herriman, Kelly Hill
 Technical fouls: Illinois State-None. Bradley-None.
 Attendance: 3004

| Score by periods | 1st | 2nd | Total |
|------------------|-----|-----|-------|
| Illinois State | 50 | 44 | 94 |
| Bradley | 25 | 36 | 61 |

Last FG - ILS 2nd-00:37, BU 2nd-01:31.
 Largest lead - ILS by 36 2nd-04:40, BU None.

Score tied - 0 times.
 Lead changed - 0 times.

Redbirds set season-highs in points (94), field goals (38), field goal percentage (.594), three-point field goals (10) three-point field goal percentage (.556) and assists (27) • Second time this season five players scored in double-figures • ISU 50 points in the first half and 25-point halftime lead were both season-highs • Redbirds went on a 15-0 run in the second half to take a 20-point lead

GAME 14 • JAN. 10

Northern Iowa 53 • 5-8 (0-2 MVC)

| # | Player | Total | | | 3-Ptr | | | Rebounds | | | PF | TP | A | TO | Blk | Stl | Min |
|--------|-------------------|--------|--------|--------|--------|--------|--------|----------|-----|-----|----|----|---|----|-----|-----|-----|
| | | FG-FGA | FG-FGA | FT-FTA | FG-FGA | FG-FGA | FT-FTA | Off | Def | Tot | | | | | | | |
| 22 | Wubbens, Danielle | f | 2-5 | 0-1 | 1-1 | 2 | 3 | 3 | 2 | 5 | 0 | 3 | 0 | 1 | 32 | | |
| 23 | Ollendieck, Traci | f | 2-5 | 1-3 | 0-0 | 0 | 3 | 3 | 3 | 5 | 0 | 2 | 1 | 0 | 27 | | |
| 10 | Kalin, Jacqui | g | 7-12 | 0-1 | 4-4 | 0 | 1 | 1 | 0 | 18 | 1 | 3 | 0 | 0 | 35 | | |
| 20 | Boeck, Lizzie | g | 1-8 | 0-0 | 0-0 | 1 | 2 | 3 | 4 | 2 | 0 | 2 | 0 | 0 | 22 | | |
| 24 | Clausen, Nicole | g | 1-5 | 0-3 | 3-4 | 1 | 1 | 2 | 1 | 5 | 0 | 3 | 0 | 3 | 22 | | |
| 13 | Iehi, Kristin | g | 2-5 | 1-2 | 1-2 | 1 | 1 | 2 | 3 | 6 | 2 | 2 | 0 | 0 | 19 | | |
| 21 | Mennen, Alexa | g | 5-6 | 1-1 | 0-0 | 1 | 5 | 6 | 2 | 11 | 1 | 1 | 0 | 0 | 24 | | |
| 44 | Brocka, Erin | g | 0-2 | 0-2 | 1-3 | 0 | 3 | 3 | 2 | 1 | 0 | 3 | 0 | 0 | 9 | | |
| 54 | Yeggy, Rachel | g | 0-1 | 0-1 | 0-0 | 0 | 0 | 0 | 0 | 0 | 1 | 0 | 0 | 0 | 10 | | |
| Team | | | | | | 1 | 2 | 3 | | | | | | | | | |
| Totals | | | 20-49 | 3-14 | 10-14 | 7 | 19 | 26 | 17 | 53 | | | | | | | |

GAME 17 • JAN. 25

Illinois State 95 • 16-1, 6-0

| # | Player | Total | | | 3-Ptr | | | Rebounds | | | PF | TP | A | TO | Bk | Stl | Min |
|----|-------------------|--------|--------|--------|-------|-----|-----|----------|-----|-----|----|----|---|----|-----|-----|-----|
| | | FG-FGA | FG-FGA | FT-FTA | Off | Def | Tot | Off | Def | Tot | | | | | | | |
| 32 | Krick, Maggie | f | 9-16 | 7-9 | 0-0 | 1 | 7 | 8 | 3 | 25 | 1 | 3 | 0 | 1 | 0 | 27 | |
| 40 | Bracey, Ashleen | f | 2-5 | 0-0 | 0-0 | 0 | 1 | 1 | 3 | 4 | 0 | 1 | 0 | 0 | 0 | 17 | |
| 31 | Lewis, Nicole | c | 2-6 | 0-0 | 4-4 | 1 | 5 | 6 | 2 | 8 | 2 | 2 | 3 | 0 | 0 | 33 | |
| 10 | Cirone, Kristi | g | 7-14 | 3-8 | 2-2 | 0 | 4 | 4 | 2 | 19 | 5 | 1 | 0 | 5 | 3 | 27 | |
| 20 | Hudson, Tiffany | g | 4-9 | 1-5 | 5-5 | 3 | 1 | 4 | 0 | 14 | 7 | 1 | 1 | 0 | 0 | 27 | |
| 03 | Butler, Tamara | g | 0-0 | 0-0 | 0-0 | 0 | 2 | 2 | 0 | 0 | 1 | 0 | 0 | 0 | 0 | 3 | |
| 04 | Banks, Brea | g | 1-2 | 1-1 | 0-0 | 0 | 1 | 1 | 0 | 3 | 0 | 0 | 0 | 0 | 0 | 5 | |
| 12 | Sandstead, Ashley | g | 1-1 | 1-1 | 2-2 | 1 | 0 | 1 | 0 | 5 | 0 | 1 | 0 | 0 | 0 | 3 | |
| 14 | Clifton, Amanda | g | 0-0 | 0-0 | 0-0 | 0 | 2 | 2 | 1 | 0 | 3 | 2 | 0 | 0 | 0 | 6 | |
| 21 | Shelton, Kenyatta | g | 1-3 | 0-0 | 6-8 | 3 | 6 | 9 | 2 | 8 | 0 | 2 | 2 | 1 | 0 | 24 | |
| 23 | Calef, Danielle | g | 1-1 | 0-0 | 0-1 | 0 | 0 | 0 | 0 | 2 | 0 | 0 | 0 | 0 | 0 | 2 | |
| 33 | Jackson, Shala | g | 0-6 | 0-1 | 2-2 | 5 | 8 | 13 | 1 | 2 | 1 | 0 | 0 | 0 | 0 | 20 | |
| 34 | Singleton, Brooke | g | 1-2 | 1-2 | 0-0 | 0 | 1 | 1 | 0 | 3 | 0 | 0 | 0 | 0 | 0 | 3 | |
| 42 | Johnson, Lashawn | g | 1-1 | 0-0 | 0-0 | 1 | 0 | 1 | 2 | 2 | 1 | 1 | 0 | 0 | 0 | 9 | |
| | Team | | | | | 1 | 1 | 2 | | | | | | | | | |
| | Totals | | 30-66 | 14-27 | 21-24 | 16 | 39 | 55 | 16 | 95 | 21 | 14 | 6 | 9 | 200 | | |

| | | | | | | | | | |
|-----------------|-------|-------|-----------|-------|-------|-------|-------|-------|----------|
| FG % 1st Half: | 12-34 | 35.3% | 2nd half: | 18-32 | 56.3% | Game: | 30-66 | 45.5% | Deadball |
| 3FG % 1st Half: | 6-13 | 46.2% | 2nd half: | 8-14 | 57.1% | Game: | 14-27 | 51.9% | Rebounds |
| FT % 1st Half: | 10-12 | 83.3% | 2nd half: | 11-12 | 91.7% | Game: | 21-24 | 87.5% | 1 |

Missouri State 59 • 6-12, 4-3

| # | Player | Total | | | 3-Ptr | | | Rebounds | | | PF | TP | A | TO | Bk | Stl | Min |
|----|------------------|--------|--------|--------|-------|-----|-----|----------|-----|-----|----|----|---|----|-----|-----|-----|
| | | FG-FGA | FG-FGA | FT-FTA | Off | Def | Tot | Off | Def | Tot | | | | | | | |
| 01 | Dwyer, Maggie | f | 4-14 | 2-5 | 3-7 | 2 | 5 | 7 | 1 | 13 | 1 | 4 | 0 | 0 | 0 | 33 | |
| 03 | Busby, Melissa | f | 2-8 | 2-8 | 2-2 | 0 | 5 | 5 | 2 | 8 | 1 | 0 | 1 | 1 | 0 | 31 | |
| 54 | Terwelp, Tiff | c | 4-12 | 0-0 | 1-1 | 2 | 5 | 7 | 4 | 9 | 0 | 2 | 2 | 0 | 0 | 27 | |
| 22 | Brown, Marisha | g | 2-5 | 1-2 | 1-2 | 2 | 1 | 3 | 3 | 6 | 0 | 0 | 0 | 0 | 0 | 23 | |
| 23 | Balerio, Tahnee | g | 5-13 | 2-6 | 5-6 | 0 | 1 | 1 | 3 | 17 | 5 | 4 | 0 | 0 | 0 | 32 | |
| 02 | Coppage, Tiffany | g | 0-1 | 0-0 | 0-0 | 0 | 0 | 0 | 1 | 0 | 0 | 0 | 0 | 0 | 0 | 7 | |
| 12 | Stiles, Roxy | g | 0-1 | 0-0 | 2-2 | 0 | 2 | 2 | 2 | 2 | 1 | 1 | 0 | 0 | 0 | 20 | |
| 20 | Watson, Jasmynne | g | 1-4 | 0-0 | 0-0 | 0 | 0 | 0 | 0 | 2 | 1 | 1 | 0 | 1 | 0 | 7 | |
| 24 | Griggs, Jacque | g | 0-1 | 0-0 | 0-0 | 0 | 1 | 1 | 1 | 0 | 0 | 0 | 0 | 0 | 0 | 5 | |
| 32 | Adams, Jamie | g | 1-4 | 0-0 | 0-0 | 1 | 1 | 2 | 0 | 2 | 1 | 0 | 0 | 0 | 0 | 15 | |
| | Team | | | | | 1 | 1 | 2 | | | | | | | | | |
| | Totals | | 19-63 | 7-21 | 14-20 | 8 | 22 | 30 | 17 | 59 | 10 | 12 | 3 | 4 | 200 | | |

| | | | | | | | | | |
|-----------------|-------|-------|-----------|------|-------|-------|-------|-------|----------|
| FG % 1st Half: | 13-27 | 48.1% | 2nd half: | 6-36 | 16.7% | Game: | 19-63 | 30.2% | Deadball |
| 3FG % 1st Half: | 5-12 | 41.7% | 2nd half: | 2-9 | 22.2% | Game: | 7-21 | 33.3% | Rebounds |
| FT % 1st Half: | 9-11 | 81.8% | 2nd half: | 5-9 | 55.6% | Game: | 14-20 | 70.0% | 3 |

Officials: Amy Bonner, Felicia Grinter, Scott Starkey
 Technical fouls: Illinois State-None, Missouri State-None.
 Attendance: 5412

| Score by periods | 1st | 2nd | Total |
|------------------|-----|-----|-------|
| Illinois State | 40 | 55 | 95 |
| Missouri State | 40 | 19 | 59 |

Last FG - ILS 2nd-00:22, MSU 2nd-00:00.
 Largest lead - ILS by 38 2nd-00:22, MSU by 11 1st-10:58.

Sophomore **Maggie Krick** tied the school record with seven three-pointers • Career-high six free throws for sophomore **Kenyatta Shelton** • Career-high 13 rebounds for freshman **Shala Jackson** • ISU's 14 three-pointers were the third-most in school history • Redbirds outscored Lady Bears 55-19 in the second half • ISU used a 39-12 run over a 12:48 span to turn a 10-point deficit (36-26) into a 17-point lead (55-38) • Redbirds closed the game with a 24-3 run.

GAME 19 • JAN. 31

Drake 84 • 13-6 (6-2 MVC)

| # | Player | Total | | | 3-Ptr | | | Rebounds | | | PF | TP | A | TO | Bk | Stl | Min |
|----|------------------|--------|--------|--------|-------|-----|-----|----------|-----|-----|----|----|---|----|-----|-----|-----|
| | | FG-FGA | FG-FGA | FT-FTA | Off | Def | Tot | Off | Def | Tot | | | | | | | |
| 40 | Martin, Jill | f | 13-25 | 3-7 | 4-4 | 0 | 10 | 10 | 2 | 33 | 2 | 1 | 0 | 0 | 0 | 42 | |
| 45 | Jones, Monique | f | 2-5 | 0-0 | 0-0 | 1 | 5 | 6 | 5 | 4 | 2 | 1 | 0 | 1 | 0 | 23 | |
| 15 | Whorton, Lindsay | g | 6-11 | 2-7 | 1-4 | 0 | 8 | 8 | 3 | 15 | 2 | 2 | 0 | 0 | 1 | 41 | |
| 21 | Plummer, Jordann | g | 3-8 | 1-4 | 3-7 | 3 | 3 | 6 | 2 | 10 | 4 | 4 | 0 | 0 | 0 | 37 | |
| 32 | Dybing, Lauren | g | 4-8 | 0-0 | 1-2 | 7 | 6 | 13 | 3 | 9 | 7 | 2 | 3 | 0 | 0 | 39 | |
| 04 | Brady, Ashleigh | g | 5-7 | 0-0 | 0-1 | 1 | 1 | 2 | 1 | 10 | 0 | 0 | 1 | 1 | 0 | 25 | |
| 23 | Turk, Kristin | g | 0-0 | 0-0 | 3-3 | 0 | 0 | 0 | 1 | 3 | 0 | 0 | 0 | 0 | 0 | 2 | |
| 24 | Keizer, Kelsey | g | 0-2 | 0-0 | 0-0 | 0 | 0 | 0 | 0 | 0 | 1 | 0 | 0 | 0 | 0 | 9 | |
| 35 | Agee, Kaniesha | g | 0-1 | 0-0 | 0-0 | 1 | 0 | 1 | 2 | 0 | 1 | 2 | 1 | 0 | 0 | 7 | |
| | Team | | | | | 0 | 0 | 0 | | | | | | | | | |
| | Totals | | 33-67 | 6-18 | 12-21 | 13 | 33 | 46 | 19 | 84 | 19 | 13 | 5 | 3 | 225 | | |

| | | | | | | | | | | | | |
|-----------------|-------|-------|-----------|-------|-------|-----|------|--------|-------|-------|-------|----------|
| FG % 1st Half: | 14-28 | 50.0% | 2nd half: | 16-29 | 55.2% | OT: | 3-10 | 30.0% | Game: | 33-67 | 49.3% | Deadball |
| 3FG % 1st Half: | 1-5 | 20.0% | 2nd half: | 4-8 | 50.0% | OT: | 1-5 | 20.0% | Game: | 6-18 | 33.3% | Rebounds |
| FT % 1st Half: | 4-5 | 80.0% | 2nd half: | 6-14 | 42.9% | OT: | 2-2 | 100.0% | Game: | 12-21 | 57.1% | 4 |

Illinois State 88 • 18-1 (8-0 MVC)

| # | Player | Total | | | 3-Ptr | | | Rebounds | | | PF | TP | A | TO | Bk | Stl | Min |
|----|-------------------|--------|--------|--------|-------|-----|-----|----------|-----|-----|----|----|---|----|-----|-----|-----|
| | | FG-FGA | FG-FGA | FT-FTA | Off | Def | Tot | Off | Def | Tot | | | | | | | |
| 40 | Bracey, Ashleen | f | 10-19 | 0-0 | 4-5 | 4 | 4 | 8 | 3 | 24 | 6 | 2 | 1 | 0 | 0 | 28 | |
| 31 | Lewis, Nicole | c | 5-10 | 0-0 | 2-2 | 0 | 2 | 2 | 1 | 12 | 2 | 1 | 1 | 0 | 0 | 30 | |
| 10 | Cirone, Kristi | g | 7-15 | 2-6 | 5-7 | 0 | 3 | 3 | 5 | 21 | 4 | 0 | 0 | 1 | 0 | 42 | |
| 20 | Hudson, Tiffany | g | 3-6 | 1-3 | 5-6 | 0 | 3 | 3 | 4 | 12 | 5 | 2 | 0 | 2 | 0 | 31 | |
| 32 | Krick, Maggie | g | 3-8 | 2-2 | 0-2 | 0 | 6 | 6 | 0 | 8 | 1 | 1 | 0 | 2 | 0 | 42 | |
| 04 | Banks, Brea | g | 1-2 | 1-1 | 1-2 | 0 | 0 | 0 | 1 | 4 | 0 | 0 | 0 | 0 | 0 | 7 | |
| 14 | Clifton, Amanda | g | 0-0 | 0-0 | 0-0 | 0 | 0 | 0 | 1 | 0 | 0 | 1 | 0 | 0 | 0 | 0 | |
| 21 | Shelton, Kenyatta | g | 1-3 | 0-0 | 0-0 | 0 | 2 | 2 | 0 | 2 | 0 | 2 | 0 | 0 | 0 | 8 | |
| 33 | Jackson, Shala | g | 1-3 | 0-1 | 0-0 | 3 | 2 | 5 | 2 | 2 | 1 | 0 | 0 | 0 | 0 | 21 | |
| 34 | Singleton, Brooke | g | 0-0 | 0-0 | 0-0 | 0 | 0 | 0 | 0 | 0 | 0 | 0 | 0 | 0 | 0 | 0 | |
| 42 | Johnson, Lashawn | g | 1-3 | 0-0 | 1-3 | 0 | 0 | 0 | 0 | 3 | 1 | 0 | 0 | 0 | 0 | 4 | |
| | Team | | | | | 3 | 4 | 7 | | | | | | | | | |
| | Totals | | 32-69 | 6-13 | 18-27 | 10 | 26 | 36 | 17 | 88 | 20 | 9 | 2 | 6 | 225 | | |

| | | | | | | | | | | | | |
|-----------------|-------|-------|-----------|-------|-------|-----|-----|--------|-------|-------|-------|----------|
| FG % 1st Half: | 13-31 | 41.9% | 2nd half: | 14-30 | 46.7% | OT: | 5-8 | 62.5% | Game: | 32-69 | 46.4% | Deadball |
| 3FG % 1st Half: | 2-5 | 40.0% | 2nd half: | 2-6 | 33.3% | OT: | 2-2 | 100.0% | Game: | 6-13 | 46.2% | Rebounds |
| FT % 1st Half: | 8-9 | 88.9% | 2nd half: | 9-14 | 64.3% | OT: | 1-4 | 25.0% | Game: | 18-27 | 66.7% | 3 |

Officials: John Whitson, Marvin Sykes, Jeff Stromgren
 Technical fouls: Drake-None, Illinois State-None.
 Attendance: 1383
 0:23 2nd Period visitor's #45 M. Jones fouls out.
 2:28 OT home #10 K. Cirone fouls out.
 Career high for Ashleen Bracey with 34 points.

| Score by periods | 1st | 2nd | OT | Total |
|------------------|-----|-----|----|-------|
| Drake | 33 | 42 | 9 | 84 |
| Illinois State | 36 | 39 | 13 | 88 |

Last FG - DU OT-00:43, ILS OT-01:08.
 Largest lead - DU by 9 2nd-05:19, ILS by 12 1st-12:24.

Career-high 24 points, six assists for sophomore **Ashleen Bracey** • First overtime game of the season for Illinois State • Redbirds trailed by six points with 48 seconds left • Bracey was fouled with 0.4 seconds left, made 1-of-2 free throws to force overtime • Junior guard **Kristi Cirone** fouled out for the first time in her career • Jill Martin tied the Redbird Arena record for field goals by an opponent.

GAME 18 • JAN. 27

Illinois State 71 • 17-1, 7-0

| # | Player | Total | | | 3-Ptr | | | Rebounds | | | PF | TP | A | TO | Bk | Stl | Min |
|----|-------------------|--------|--------|--------|-------|-----|-----|----------|-----|-----|----|----|---|----|-----|-----|-----|
| | | FG-FGA | FG-FGA | FT-FTA | Off | Def | Tot | Off | Def | Tot | | | | | | | |
| 40 | Bracey, Ashleen | f | 2-5 | 0-0 | 6-6 | 1 | 7 | 8 | 4 | 10 | 2 | 2 | 0 | 1 | 0 | 27 | |
| 31 | Lewis, Nicole | c | 4-7 | 0-0 | 3-5 | 2 | 7 | 9 | 3 | 11 | 0 | 1 | 3 | 0 | 0 | 28 | |
| 10 | Cirone, Kristi | g | 6-14 | 1-4 | 2-4 | 1 | 2 | 3 | 1 | 15 | 7 | 1 | 0 | 0 | 0 | 33 | |
| 20 | Hudson, Tiffany | g | 2-6 | 0-3 | 1-3 | 1 | 4 | 5 | 2 | 5 | 3 | 2 | 0 | 1 | 0 | 26 | |
| 32 | Krick, Maggie | g | 4-12 | 1-4 | 2-2 | 2 | 3 | 5 | 1 | 11 | 2 | 2 | 0 | 0 | 0 | 28 | |
| 03 | Butler, Tamara | g | 0-0 | 0-0 | 0-0 | 0 | 0 | 0 | 0 | 0 | 1 | 0 | 0 | 0 | 0 | 2 | |
| 04 | Banks, Brea | g | 1-1 | 0-0 | 0-0 | 0 | 0 | 0 | 0 | 2 | 0 | 0 | 0 | 0 | 0 | 2 | |
| 12 | Sandstead, Ashley | g | 1-1 | 1-1 | 0-0 | 0 | 0 | 0 | 0 | 0 | 3 | 0 | 0 | 0 | 0 | 4 | |
| 14 | Clifton, Amanda | g | 0-0 | 0-0 | 0-0 | 0 | 0 | 0 | 0 | 0 | 2 | 0 | 0 | 0 | 0 | 8 | |
| 21 | Shelton, Kenyatta | g | 1-2 | 0-0 | 3-4 | 1 | 2 | 3 | 3 | 5 | 0 | 1 | 1 | 0 | 0 | 14 | |
| 33 | Jackson, Shala | g | 2-5 | 0-1 | 0-0 | 1 | 2 | 3 | 4 | 0 | 2 | 0 | 2 | 0 | 0 | 12 | |
| 34 | Singleton, Brooke | g | 2-4 | 1-3 | 0-0 | 1 | 0 | 1 | 1 | 5 | 0 | 0 | 0 | 0 | 0 | 7 | |
| 42 | Johnson, Lashawn | g | 0-0 | 0-0 | 0-0 | 0 | 0 | 0 | 0 | 3 | 0 | 2 | 0 | 0 | 0 | 9 | |
| | Team | | | | | 0 | 1 | 1 | | | | | | | | | |
| | Totals | | 25-57 | 4-16 | 17-24 | 10 | 28 | 38 | 21 | 71 | 17 | 13 | 4 | 10 | 200 | | |

| | | | | | | | | | |
|-----------------|-------|-------|-----------|-------|-------|-------|-------|-------|----------|
| FG % 1st Half: | 14-30 | 46.7% | 2nd half: | 11-27 | 40.7% | Game: | 25-57 | 43.9% | Deadball |
| 3FG % 1st Half: | | | | | | | | | |

GAME 21 • FEB. 7

Illinois State 62 • 18-3, 8-2

| # | Player | Total | | | 3-Ptr | | | Rebounds | | | PF | TP | A | TO | Blk | Stl | Min |
|--------|-------------------|--------|--------|--------|-------|-----|-------|----------|-----|-------|----|----|---|----|-----|-----|-----|
| | | FG-FGA | FT-FTA | FT-FTA | Off | Def | Total | Off | Def | Total | | | | | | | |
| 40 | Bracey, Ashleen | f | 4-10 | 0-0 | 7-8 | 7 | 8 | 15 | 2 | 15 | 0 | 1 | 4 | 0 | 0 | 38 | |
| 31 | Lewis, Nicole | c | 4-10 | 0-0 | 3-3 | 2 | 4 | 6 | 2 | 11 | 0 | 1 | 2 | 0 | 29 | | |
| 10 | Cirone, Kristi | g | 5-14 | 1-5 | 8-8 | 2 | 4 | 6 | 1 | 19 | 5 | 2 | 1 | 1 | 38 | | |
| 20 | Hudson, Tiffany | g | 1-7 | 1-4 | 0-0 | 0 | 2 | 2 | 1 | 3 | 3 | 1 | 0 | 0 | 23 | | |
| 32 | Krick, Maggie | g | 2-9 | 1-4 | 0-0 | 0 | 4 | 4 | 1 | 5 | 1 | 2 | 0 | 1 | 26 | | |
| 04 | Banks, Brea | g | 0-0 | 0-0 | 0-0 | 0 | 0 | 0 | 1 | 0 | 0 | 0 | 0 | 0 | 2 | | |
| 14 | Clifton, Amanda | g | 0-1 | 0-0 | 0-0 | 0 | 0 | 0 | 1 | 0 | 0 | 0 | 0 | 0 | 2 | | |
| 21 | Shelton, Kenyatta | g | 0-0 | 0-0 | 0-0 | 0 | 1 | 1 | 1 | 0 | 0 | 0 | 0 | 1 | 9 | | |
| 33 | Jackson, Shala | g | 2-6 | 0-0 | 2-3 | 2 | 4 | 6 | 3 | 6 | 2 | 0 | 0 | 3 | 23 | | |
| 34 | Singleton, Brooke | g | 1-2 | 1-1 | 0-0 | 0 | 0 | 0 | 0 | 3 | 0 | 0 | 0 | 0 | 8 | | |
| 42 | Johnson, Lashawn | g | 0-0 | 0-0 | 0-0 | 0 | 0 | 0 | 2 | 0 | 0 | 2 | 0 | 0 | 2 | | |
| Team | | | | | | | | | | | | | | | | | |
| Totals | | | 19-59 | 4-14 | 20-22 | 13 | 30 | 43 | 15 | 62 | 11 | 10 | 8 | 5 | 200 | | |

| | | | | | | | | | |
|-----------------|------|-------|-----------|-------|-------|-------|-------|-------|---------------------------|
| FG % 1st Half: | 8-34 | 23.5% | 2nd half: | 11-25 | 44.0% | Game: | 19-59 | 32.2% | Deadball Rebounds 3 |
| 3FG % 1st Half: | 1-10 | 10.0% | 2nd half: | 3-7 | 75.0% | Game: | 4-14 | 28.6% | |
| FT % 1st Half: | 9-10 | 90.0% | 2nd half: | 11-12 | 91.7% | Game: | 20-22 | 90.9% | |

UNI 64 • 8-13, 4-6

| # | Player | Total | | | 3-Ptr | | | Rebounds | | | PF | TP | A | TO | Blk | Stl | Min |
|--------|-------------------|--------|--------|--------|-------|-----|-------|----------|-----|-------|----|----|---|----|-----|-----|-----|
| | | FG-FGA | FT-FTA | FT-FTA | Off | Def | Total | Off | Def | Total | | | | | | | |
| 22 | Wubbens, Danielle | f | 0-0 | 0-0 | 0-0 | 0 | 1 | 1 | 4 | 0 | 2 | 1 | 0 | 1 | 18 | | |
| 20 | Boeck, Lizzie | c | 3-11 | 0-1 | 0-1 | 1 | 3 | 4 | 4 | 6 | 1 | 3 | 0 | 0 | 22 | | |
| 10 | Kalin, Jacqui | g | 2-8 | 0-2 | 1-2 | 0 | 4 | 4 | 4 | 5 | 6 | 2 | 0 | 1 | 29 | | |
| 23 | Ollendieck, Traci | g | 5-14 | 2-8 | 3-4 | 0 | 7 | 7 | 1 | 15 | 2 | 1 | 0 | 1 | 37 | | |
| 24 | Clausen, Nicole | g | 6-10 | 5-7 | 4-5 | 0 | 3 | 3 | 1 | 21 | 1 | 1 | 0 | 0 | 40 | | |
| 03 | Iehl, Kristin | g | 2-2 | 0-0 | 0-0 | 1 | 0 | 1 | 0 | 4 | 0 | 0 | 0 | 0 | 13 | | |
| 21 | Mennen, Alexa | g | 4-7 | 0-1 | 0-0 | 0 | 4 | 4 | 2 | 8 | 1 | 1 | 1 | 0 | 18 | | |
| 44 | Brocka, Erin | g | 1-2 | 1-2 | 2-4 | 0 | 4 | 4 | 3 | 5 | 2 | 2 | 1 | 0 | 23 | | |
| Team | | | | | | | | | | | | | | | | | |
| Totals | | | 23-54 | 8-21 | 10-16 | 5 | 26 | 31 | 19 | 64 | 15 | 11 | 2 | 4 | 200 | | |

| | | | | | | | | | |
|-----------------|-------|-------|-----------|-------|-------|-------|-------|-------|---------------------------|
| FG % 1st Half: | 10-28 | 35.7% | 2nd half: | 13-26 | 50.0% | Game: | 23-54 | 42.6% | Deadball Rebounds 2 |
| 3FG % 1st Half: | 5-14 | 35.7% | 2nd half: | 3-7 | 42.9% | Game: | 8-21 | 38.1% | |
| FT % 1st Half: | 3-5 | 60.0% | 2nd half: | 7-11 | 63.6% | Game: | 10-16 | 62.5% | |

Officials: Eric Baker, Phil Streit, Todd Klapatouskas
 Technical fouls: Illinois State-None, UNI-None.
 Attendance: 690

| Score by periods | 1st | 2nd | Total |
|------------------|-----|-----|-------|
| Illinois State | 26 | 36 | 62 |
| UNI | 28 | 36 | 64 |

| Points | In | Off | 2nd | Fast | Bench |
|--------|-------|-----|--------|-------|-------|
| ILS | Paint | T/O | Chance | Break | |
| UNI | 22 | 9 | 10 | 2 | 9 |
| | 20 | 10 | 5 | 2 | 17 |

Last FG - ILS 2nd-00:49, UNI 2nd-00:34.
 Largest lead - ILS by 5 1st-19:13, UNI by 10 1st-05:35.
 Score tied - 8 times.
 Lead changed - 5 times.

First back-to-back losses for ISU this season • Fifth-career double-double for sophomore Ashleen Bracey with 15 points and a career-high 15 rebounds • Career-best four blocks and seven free throws for Bracey • Lowest point total of the season for ISU • Second time in the season Redbirds failed to score 70 points • Season-.235 field goal percentage in the first half • Redbirds made first two shots of the game to take a 5-0 lead, their biggest of the game • ISU shot 2-for-18 from the field after that, allowing UNI to take an 18-9 lead • Redbirds took econd lead of the game at 3:03 of the second half, 60-58 • ISU led by two with 34 seconds left when Nicole Clausen made a three-pointer to put UNI ahead for good • ISU missed four shots in the final 30 seconds.

GAME 23 • FEB. 15

Illinois State 91 • 20-3, 10-2 MVC

| # | Player | Total | | | 3-Ptr | | | Rebounds | | | PF | TP | A | TO | Blk | Stl | Min |
|--------|-------------------|--------|--------|--------|-------|-----|-------|----------|-----|-------|----|----|----|----|-----|-----|-----|
| | | FG-FGA | FT-FTA | FT-FTA | Off | Def | Total | Off | Def | Total | | | | | | | |
| 10 | Cirone, Kristi | * | 2-5 | 1-3 | 1-2 | 0 | 5 | 5 | 4 | 6 | 12 | 1 | 1 | 3 | 32 | | |
| 31 | Lewis, Nicole | * | 9-15 | 0-1 | 3-4 | 0 | 4 | 4 | 2 | 21 | 0 | 0 | 7 | 0 | 29 | | |
| 32 | Krick, Maggie | * | 10-14 | 3-4 | 1-1 | 1 | 4 | 5 | 24 | 6 | 0 | 1 | 1 | 31 | | | |
| 33 | Jackson, Shala | * | 6-9 | 2-3 | 4-4 | 1 | 5 | 6 | 4 | 18 | 0 | 2 | 0 | 24 | | | |
| 40 | Bracey, Ashleen | * | 4-5 | 0-0 | 1-1 | 2 | 6 | 8 | 3 | 9 | 1 | 2 | 0 | 0 | 24 | | |
| 03 | Butler, Tamara | * | 0-0 | 0-0 | 0-0 | 0 | 0 | 0 | 1 | 0 | 0 | 0 | 0 | 1 | | | |
| 04 | Banks, Brea | * | 1-2 | 1-1 | 0-0 | 0 | 0 | 0 | 3 | 0 | 0 | 0 | 0 | 2 | | | |
| 12 | Sandstead, Ashley | * | 0-0 | 0-0 | 0-0 | 0 | 1 | 1 | 0 | 0 | 0 | 0 | 0 | 4 | | | |
| 14 | Clifton, Amanda | * | 1-3 | 0-1 | 0-0 | 0 | 0 | 0 | 2 | 1 | 0 | 0 | 0 | 7 | | | |
| 20 | Hudson, Tiffany | * | 1-5 | 0-4 | 0-0 | 1 | 1 | 2 | 0 | 2 | 3 | 0 | 0 | 17 | | | |
| 21 | Shelton, Kenyatta | * | 0-1 | 0-0 | 0-0 | 1 | 3 | 4 | 0 | 1 | 1 | 1 | 0 | 13 | | | |
| 23 | Calef, Danielle | * | 0-0 | 0-0 | 2-2 | 0 | 1 | 1 | 1 | 2 | 0 | 1 | 0 | 2 | | | |
| 34 | Singleton, Brooke | * | 0-0 | 0-0 | 0-0 | 0 | 0 | 0 | 0 | 0 | 0 | 0 | 0 | 4 | | | |
| 42 | Johnson, Lashawn | * | 1-1 | 0-0 | 2-2 | 0 | 4 | 4 | 4 | 4 | 0 | 3 | 0 | 10 | | | |
| Team | | | | | | | | | | | | | | | | | |
| Totals | | | 35-60 | 7-17 | 14-16 | 6 | 36 | 42 | 23 | 91 | 24 | 10 | 10 | 5 | 200 | | |

| | | | | | | | | | |
|-----------------|-------|-------|-----------|-------|-------|-------|-------|-------|---------------------------|
| FG % 1st Half: | 14-30 | 46.7% | 2nd half: | 21-30 | 70.0% | Game: | 35-60 | 58.3% | Deadball Rebounds 0 |
| 3FG % 1st Half: | 3-9 | 33.3% | 2nd half: | 4-8 | 50.0% | Game: | 7-17 | 41.2% | |
| FT % 1st Half: | 7-8 | 87.5% | 2nd half: | 7-8 | 87.5% | Game: | 14-16 | 87.5% | |

Indiana State 56 • 10-12, 4-8 MVC

| # | Player | Total | | | 3-Ptr | | | Rebounds | | | PF | TP | A | TO | Blk | Stl | Min |
|--------|------------------|--------|--------|--------|-------|-----|-------|----------|-----|-------|----|----|---|----|-----|-----|-----|
| | | FG-FGA | FT-FTA | FT-FTA | Off | Def | Total | Off | Def | Total | | | | | | | |
| 01 | Phillips, Angela | * | 6-16 | 2-6 | 2-2 | 0 | 3 | 3 | 1 | 16 | 2 | 3 | 0 | 0 | 37 | | |
| 10 | Phillips, Leah | * | 2-9 | 1-3 | 1-4 | 1 | 2 | 3 | 2 | 6 | 0 | 0 | 0 | 0 | 31 | | |
| 31 | Cooley, Kelsie | * | 3-10 | 0-0 | 2-2 | 3 | 1 | 4 | 1 | 8 | 0 | 2 | 0 | 0 | 19 | | |
| 32 | Schilli, Kara | * | 1-3 | 0-0 | 0-0 | 1 | 2 | 3 | 3 | 2 | 4 | 0 | 0 | 0 | 16 | | |
| 45 | Rudolph, Laura | * | 4-16 | 0-0 | 6-10 | 2 | 3 | 5 | 3 | 14 | 0 | 1 | 3 | 1 | 28 | | |
| 03 | Luna, Kelsey | * | 1-4 | 1-1 | 1-2 | 1 | 1 | 2 | 4 | 2 | 1 | 0 | 1 | 0 | 28 | | |
| 11 | Thatcher, Anne | * | 0-2 | 0-1 | 0-0 | 0 | 0 | 0 | 0 | 0 | 0 | 0 | 0 | 4 | | | |
| 15 | Olsthouse, Maria | * | 0-4 | 0-2 | 0-0 | 1 | 2 | 3 | 1 | 0 | 0 | 0 | 0 | 0 | 12 | | |
| 24 | Paul, Sarah | * | 1-1 | 0-0 | 4-4 | 1 | 3 | 4 | 1 | 6 | 0 | 1 | 0 | 1 | 17 | | |
| 50 | Rivest, Laurence | * | 0-2 | 0-0 | 0-0 | 0 | 1 | 1 | 1 | 0 | 0 | 0 | 0 | 0 | 8 | | |
| Team | | | | | | | | | | | | | | | | | |
| Totals | | | 18-67 | 4-13 | 16-24 | 17 | 21 | 38 | 15 | 56 | 8 | 8 | 3 | 3 | 200 | | |

| | | | | | | | | | |
|-----------------|-------|-------|-----------|------|-------|-------|-------|-------|---------------------------|
| FG % 1st Half: | 10-34 | 29.4% | 2nd half: | 8-33 | 24.2% | Game: | 18-67 | 26.9% | Deadball Rebounds 4 |
| 3FG % 1st Half: | 2-6 | 33.3% | 2nd half: | 2-7 | 28.6% | Game: | 4-13 | 30.8% | |
| FT % 1st Half: | 7-12 | 58.3% | 2nd half: | 9-12 | 75.0% | Game: | 16-24 | 66.7% | |

Officials: Beverly Roberts, Felicia Grinter, Cameron Inouye
 Technical fouls: Illinois State-None, Indiana State-None.
 Attendance: 3944
 Think Pink Game To Raise Awareness For Breast Cancer Research

| Score by periods | 1st | 2nd | Total |
|------------------|-----|-----|-------|
| Illinois State | 38 | 53 | 91 |
| Indiana State | 29 | 27 | 56 |

| Points | In | Off | 2nd | Fast | Bench |
|--------|-------|-----|--------|-------|-------|
| ILS | Paint | T/O | Chance | Break | |
| INS | 52 | 10 | 11 | 12 | 13 |
| | 23 | 7 | 11 | 2 | 10 |

Last FG - ILS 2nd-02:27, INS 2nd-07:56.
 Largest lead - ILS by 37 2nd-01:28, INS None.
 Score tied - 0 times.
 Lead changed - 0 times.

ISU completed first season sweep over Sycamores since 1995-96 season • Career-high seven blocks for sophomore center Nicole Lewis • Redbirds' 10 blocks tied for the third-most ever • Fourth double-digit block game in ISU history • Junior guard Kristi Cirone tied career-high with 12 assists • Redbirds opened the second half with a 19-2 run, including 15-straight points ISU's shooting percentage in the second half was its highest of the season

GAME 22 • FEB. 10

Bradley 46 • 9-13 (3-8 MVC)

| # | Player | Total | | | 3-Ptr | | | Rebounds | | | PF | TP | A | TO | Blk | Stl | Min |
|----|--------------------|--------|--------|--------|-------|-----|-------|----------|-----|-------|----|----|---|----|-----|-----|-----|
| | | FG-FGA | FT-FTA | FT-FTA | Off | Def | Total | Off | Def | Total | | | | | | | |
| 13 | Van Kirk, Jenny | f | 1-4 | 0-1 | 0-0 | 0 | 2 | 2 | 0 | 2 | 2 | 2 | 0 | 0 | 20 | | |
| 40 | Krumwiede, Kelly | c | 1-11 | 0-0 | 5-9 | 5 | 6 | 11 | 2 | 7 | 1 | 2 | 0 | 0 | 36 | | |
| 14 | Merriman, Rachel | g | 1-5 | 0-3 | 0-0 | 0 | 2 | 2 | 2 | 2 | 1 | 1 | 0 | 1 | 22 | | |
| 23 | Flanagan, Devyn | g | 4-11 | 0-1 | 1-2 | 1 | 0 | 1 | 1 | 9 | 1 | 4 | 0 | 6 | 27 | | |
| 24 | Johnson, Skye | g | 2-8 | 1-3 | 0-0 | 0 | 2 | 2 | 3 | 5 | 0 | 3 | 1 | 1 | 27 | | |
| 01 | Nekmouche, Felicia | g | 0-0 | 0-0 | 0-0 | 0 | 0 | 0 | 0 | 0 | 0 | 0 | 0 | 0 | 3 | | |
| 03 | Frericks, Renee | g | 2-6 | 2-5 | 0-0 | 0 | 1 | 1 | 0 | 6 | 3 | 1 | 0 | 1 | 17 | | |
| 15 | Harris, Sonya | g | 2-4 | 0-0 | 3-6 | 3 | 1 | 4 | 5 | 7 | 0 | 2 | 0 | 1 | 13 | | |
| 25 | Cotton, Chastity | g | 0-0 | 0-0 | 1-2 | 0 | 1 | 1 | 2 | 1 | 0 | 1 | 0 | 1 | 10 | | |
| 33 | Klingler, Megan | g | 0-0 | 0-0 | 0-0 | 0 | 0 | 0</ | | | | | | | | | |

GAME 25 • FEB. 24

Missouri State 66 • 9-17, 7-8 MVC

| # | Player | Total | | 3-Ptr | | Rebounds | | PF | TP | A | TO | Blk | Stl | Min | |
|--------|------------------|--------|--------|--------|--------|----------|-----|----|----|----|----|-----|-----|-----|-------|
| | | FG-FGA | FT-FTA | FG-FGA | FT-FTA | Off | Def | | | | | | | | Total |
| 01 | Dwyer, Maggie | f | 3-11 | 0-3 | 1-1 | 2 | 2 | 4 | 0 | 7 | 3 | 3 | 0 | 3 | 24 |
| 04 | Terwelp, Tiff | f | 10-21 | 0-1 | 3-4 | 4 | 10 | 14 | 4 | 23 | 1 | 2 | 1 | 2 | 37 |
| 02 | Coppage, Tiffany | g | 1-2 | 1-1 | 0-0 | 1 | 1 | 2 | 3 | 3 | 0 | 1 | 0 | 0 | 23 |
| 22 | Brown, Marisha | g | 1-4 | 0-0 | 1-2 | 1 | 1 | 2 | 3 | 3 | 1 | 1 | 0 | 0 | 15 |
| 23 | Balerio, Tahnee | g | 5-8 | 2-3 | 3-4 | 0 | 1 | 1 | 15 | 4 | 4 | 0 | 2 | 39 | |
| 20 | Stiles, Roxy | g | 4-6 | 0-0 | 3-4 | 0 | 0 | 0 | 1 | 11 | 1 | 1 | 0 | 0 | 22 |
| 20 | Watson, Jasmynne | g | 0-2 | 0-0 | 2-3 | 0 | 0 | 0 | 2 | 2 | 1 | 3 | 0 | 0 | 13 |
| 24 | Griggs, Jacque | g | 0-1 | 0-0 | 0-0 | 0 | 1 | 1 | 4 | 0 | 1 | 0 | 0 | 0 | 15 |
| 32 | Adams, Jamie | g | 0-1 | 0-0 | 2-2 | 0 | 4 | 4 | 3 | 2 | 0 | 0 | 0 | 1 | 12 |
| 33 | Wyett, Breton | g | 0-0 | 0-0 | 0-0 | 0 | 0 | 0 | 1 | 0 | 0 | 0 | 0 | 0 | 0 |
| Team | | | | | | 2 | 0 | 2 | | | | | | | |
| Totals | | | 24-56 | 3-8 | 15-20 | 10 | 20 | 30 | 22 | 66 | 12 | 15 | 1 | 8 | 200 |

| | | | | | | | | | | |
|-----------------|-------|-------|-----------|-------|-------|-------|-------|-------|----------|---|
| FG % 1st Half: | 12-31 | 38.7% | 2nd half: | 12-25 | 48.0% | Game: | 24-56 | 42.9% | Deadball | |
| 3FG % 1st Half: | 3-7 | 42.9% | 2nd half: | 0-1 | 0.0% | Game: | 3-8 | 37.5% | Rebounds | 1 |
| FT % 1st Half: | 4-5 | 80.0% | 2nd half: | 11-15 | 73.3% | Game: | 15-20 | 75.0% | | |

Illinois State 78 • 22-3, 12-2 MVC

| # | Player | Total | | 3-Ptr | | Rebounds | | PF | TP | A | TO | Blk | Stl | Min | |
|--------|--------------------|--------|--------|--------|--------|----------|-----|----|----|----|----|-----|-----|-----|-------|
| | | FG-FGA | FT-FTA | FG-FGA | FT-FTA | Off | Def | | | | | | | | Total |
| 40 | Bracey, Ashleen | f | 6-7 | 0-0 | 0-1 | 3 | 4 | 7 | 2 | 12 | 2 | 3 | 0 | 1 | 29 |
| 31 | Lewis, Nicolle | c | 2-6 | 0-0 | 2-2 | 2 | 1 | 3 | 1 | 6 | 0 | 2 | 1 | 1 | 19 |
| 10 | Clione, Kristi | g | 7-11 | 4-7 | 3-5 | 1 | 3 | 4 | 1 | 21 | 4 | 2 | 0 | 4 | 35 |
| 32 | Krick, Maggie | g | 8-12 | 1-5 | 0-0 | 0 | 4 | 4 | 2 | 17 | 6 | 3 | 1 | 2 | 37 |
| 33 | Jackson, Shala | g | 2-8 | 0-2 | 0-0 | 0 | 3 | 3 | 4 | 3 | 3 | 0 | 0 | 1 | 24 |
| 03 | Butler, Tamara | g | 0-0 | 0-0 | 0-0 | 0 | 0 | 0 | 0 | 0 | 0 | 0 | 0 | 0 | 1 |
| 04 | Banks, Brea | g | 0-0 | 0-0 | 0-0 | 0 | 1 | 1 | 0 | 0 | 0 | 0 | 0 | 0 | 2 |
| 12 | Standstead, Ashley | g | 0-0 | 0-0 | 0-0 | 0 | 0 | 0 | 0 | 0 | 0 | 0 | 0 | 0 | 1 |
| 14 | Clifton, Amanda | g | 1-2 | 0-1 | 0-1 | 0 | 0 | 0 | 1 | 2 | 1 | 0 | 0 | 0 | 8 |
| 20 | Hudson, Tiffany | g | 0-2 | 0-1 | 0-0 | 0 | 1 | 1 | 2 | 0 | 2 | 2 | 0 | 1 | 9 |
| 21 | Shelton, Kenyatta | g | 5-7 | 0-0 | 1-3 | 2 | 3 | 5 | 4 | 11 | 2 | 2 | 1 | 1 | 18 |
| 23 | Calef, Danielle | g | 0-0 | 0-0 | 0-0 | 0 | 0 | 0 | 0 | 0 | 0 | 0 | 0 | 0 | 2 |
| 34 | Singleton, Brooke | g | 0-1 | 0-1 | 0-0 | 0 | 1 | 1 | 0 | 0 | 0 | 1 | 0 | 0 | 5 |
| 42 | Johnson, Lashawn | g | 1-1 | 0-0 | 3-5 | 2 | 2 | 4 | 3 | 5 | 0 | 1 | 0 | 0 | 10 |
| Team | | | | | | 1 | 3 | 4 | | | | | | | |
| Totals | | | 32-57 | 5-17 | 9-17 | 11 | 26 | 37 | 19 | 78 | 20 | 19 | 3 | 11 | 200 |

| | | | | | | | | | | |
|-----------------|-------|-------|-----------|-------|-------|-------|-------|-------|----------|---|
| FG % 1st Half: | 13-27 | 48.1% | 2nd half: | 19-30 | 63.3% | Game: | 32-57 | 56.1% | Deadball | |
| 3FG % 1st Half: | 4-10 | 40.0% | 2nd half: | 1-7 | 14.3% | Game: | 5-17 | 29.4% | Rebounds | 2 |
| FT % 1st Half: | 6-11 | 54.5% | 2nd half: | 3-6 | 50.0% | Game: | 9-17 | 52.9% | | |

Officials: Carol Comanita, Tim Daley, Becky Blank
 Technical fouls: Missouri State-Watson, Jasmynne. Illinois State-None.
 Attendance: 1806

| Score by periods | 1st | 2nd | Total |
|------------------|-----|-----|-------|
| Missouri State | 31 | 35 | 66 |
| Illinois State | 36 | 42 | 78 |

| | Points | In | Off | 2nd | Fast | Bench |
|----------------|--------|-------|-----|--------|-------|-------|
| | MSU | Paint | T/O | Chance | Break | |
| Missouri State | 48 | 14 | 19 | 9 | 0 | 15 |
| Illinois State | 48 | 17 | 14 | 19 | 18 | |

Last FG - MSU 2nd-00:29, ILS 2nd-01:17.
 Largest lead - MSU by 3 1st-11:41, ILS by 17 2nd-02:46.

Score tied - 4 times.
 Lead changed - 10 times.

Redbirds tied the 2006-07 team for the sixth-most wins in school history • Junior guard **Kristi Clione** scored 10 of ISU's first 12 points to move into the top-10 in all-time scoring at ISU • Redbirds had runs of 10-0 and 8-0 in the first half; Missouri State countered with an 11-0 run of its own • ISU went on a 15-0 run early in the second half as the Lady bears were held scoreless for nearly seven minutes • Tiff Terwelp recorded the third double-double by an ISU opponent this season.

GAME 27 • MARCH 2

Illinois State 66 • 22-5, 12-4 MVC

| # | Player | Total | | 3-Ptr | | Rebounds | | PF | TP | A | TO | Blk | Stl | Min | |
|--------|-------------------|--------|--------|--------|--------|----------|-----|----|----|----|----|-----|-----|-----|-------|
| | | FG-FGA | FT-FTA | FG-FGA | FT-FTA | Off | Def | | | | | | | | Total |
| 40 | Bracey, Ashleen | f | 7-11 | 0-0 | 0-0 | 4 | 4 | 8 | 4 | 14 | 1 | 0 | 0 | 1 | 27 |
| 31 | Lewis, Nicolle | c | 4-11 | 0-0 | 2-3 | 3 | 4 | 7 | 3 | 10 | 1 | 1 | 0 | 1 | 29 |
| 10 | Clione, Kristi | g | 8-16 | 3-8 | 0-0 | 0 | 5 | 5 | 4 | 19 | 0 | 4 | 0 | 3 | 39 |
| 32 | Krick, Maggie | g | 3-9 | 0-4 | 2-2 | 2 | 1 | 3 | 3 | 8 | 3 | 1 | 0 | 0 | 25 |
| 33 | Jackson, Shala | g | 4-11 | 1-4 | 1-2 | 3 | 3 | 6 | 3 | 10 | 3 | 2 | 0 | 4 | 33 |
| 04 | Banks, Brea | g | 0-1 | 0-0 | 0-0 | 0 | 0 | 0 | 1 | 0 | 0 | 0 | 0 | 0 | 4 |
| 14 | Clifton, Amanda | g | 0-1 | 0-1 | 1-2 | 0 | 0 | 0 | 3 | 1 | 2 | 0 | 0 | 0 | 4 |
| 20 | Hudson, Tiffany | g | 1-4 | 0-1 | 0-0 | 0 | 2 | 2 | 1 | 2 | 0 | 0 | 0 | 0 | 18 |
| 21 | Shelton, Kenyatta | g | 1-3 | 0-0 | 0-0 | 0 | 1 | 1 | 4 | 2 | 0 | 0 | 1 | 0 | 12 |
| 42 | Johnson, Lashawn | g | 0-2 | 0-0 | 0-0 | 0 | 1 | 1 | 2 | 0 | 0 | 2 | 1 | 0 | 9 |
| Team | | | | | | 1 | 0 | 1 | | | | | | | |
| Totals | | | 28-69 | 4-18 | 6-9 | 13 | 21 | 34 | 28 | 66 | 10 | 10 | 2 | 9 | 200 |

| | | | | | | | | | | |
|-----------------|-------|--------|-----------|-------|-------|-------|-------|-------|----------|---|
| FG % 1st Half: | 14-32 | 43.8% | 2nd half: | 14-37 | 37.8% | Game: | 28-69 | 40.6% | Deadball | |
| 3FG % 1st Half: | 2-10 | 20.0% | 2nd half: | 2-8 | 25.0% | Game: | 4-18 | 22.2% | Rebounds | 2 |
| FT % 1st Half: | 3-3 | 100.0% | 2nd half: | 3-6 | 50.0% | Game: | 6-9 | 66.7% | | |

Drake 72 • 18-9, 11-5 MVC

| # | Player | Total | | 3-Ptr | | Rebounds | | PF | TP | A | TO | Blk | Stl | Min | |
|--------|------------------|--------|--------|--------|--------|----------|-----|----|----|----|----|-----|-----|-----|-------|
| | | FG-FGA | FT-FTA | FG-FGA | FT-FTA | Off | Def | | | | | | | | Total |
| 40 | Martin, Jill | f | 3-14 | 0-5 | 7-12 | 0 | 12 | 12 | 0 | 13 | 2 | 3 | 0 | 0 | 38 |
| 45 | Jones, Monique | f | 4-9 | 0-0 | 1-2 | 1 | 1 | 2 | 1 | 9 | 2 | 2 | 0 | 0 | 29 |
| 15 | Whorton, Lindsay | g | 9-13 | 1-5 | 4-5 | 3 | 2 | 5 | 1 | 23 | 3 | 1 | 0 | 3 | 39 |
| 32 | Dybing, Lauren | g | 3-4 | 0-0 | 2-2 | 2 | 3 | 5 | 3 | 8 | 0 | 2 | 1 | 0 | 25 |
| 35 | Agee, Kariesha | g | 0-1 | 0-0 | 0-0 | 1 | 0 | 1 | 3 | 0 | 2 | 2 | 0 | 0 | 13 |
| 04 | Brady, Ashleigh | g | 0-1 | 0-0 | 1-2 | 1 | 3 | 4 | 1 | 1 | 1 | 0 | 1 | 0 | 14 |
| 21 | Plummer, Jordann | g | 2-6 | 0-1 | 7-10 | 2 | 5 | 7 | 3 | 11 | 3 | 2 | 0 | 0 | 26 |
| 23 | Turk, Kristin | g | 0-1 | 0-1 | 0-0 | 0 | 0 | 0 | 0 | 0 | 0 | 0 | 0 | 0 | 3 |
| 24 | Keizer, Kelsey | g | 3-4 | 0-0 | 1-3 | 4 | 2 | 6 | 1 | 7 | 0 | 3 | 0 | 0 | 13 |
| Team | | | | | | 2 | 0 | 2 | | | | | | | |
| Totals | | | 24-53 | 1-12 | 23-36 | 16 | 28 | 44 | 13 | 72 | 13 | 16 | 2 | 3 | 200 |

| | | | | | | | | | | |
|-----------------|-------|-------|-----------|-------|-------|-------|-------|-------|----------|-----|
| FG % 1st Half: | 9-25 | 36.0% | 2nd half: | 15-28 | 53.6% | Game: | 24-53 | 45.3% | Deadball | |
| 3FG % 1st Half: | 0-6 | 0.0% | 2nd half: | 1-6 | 16.7% | Game: | 1-12 | 8.3% | Rebounds | 5.1 |
| FT % 1st Half: | 10-15 | 66.7% | 2nd half: | 13-21 | 61.9% | Game: | 23-36 | 63.9% | | |

Officials: Randy Campbell, Felicia Grinter, Doug Knight
 Technical fouls: Illinois State-None. Drake-None.
 Attendance: 3712

| Score by periods | 1st | 2nd | Total |
|------------------|-----|-----|-------|
| Illinois State | 33 | 33 | 66 |
| Drake | 28 | 44 | 72 |

| | Points | In | Off | 2nd | Fast | Bench |
|----------------|--------|-------|-----|--------|-------|-------|
| | ILS | Paint | T/O | Chance | Break | |
| Illinois State | 42 | 28 | 18 | 5 | 2 | 5 |
| Drake | 42 | 36 | 9 | 9 | 5 | 19 |

Last FG - ILS 2nd-00:04, DU 2nd-02:38.
 Largest lead - ILS by 8 2nd-18:15, DU by 9 2nd-04:21.

Score tied - 3 times.
 Lead changed - 1 time.

Second-consecutive loss for the Redbirds • Season-long 10 assists in the game for ISU • Illinois State's shooting percentage in the second half was its lowest of the season • Redbirds led the entire first half • ISU went up by eight, 38-30, 20 minutes into the second half • Drake went on a 28-11 run after that to take a nine-point lead, 58-59 • The Bulldogs shot 11-fo-14 from the free throw line in the final two minutes • Jill Martin recorded her second double-double against ISU this season.

GAME 26 • FEB. 29

Illinois State 77 • 22-4, 12-3 MVC

| # | Player | Total | | 3-Ptr | | Rebounds | | PF | TP | A | TO | Blk | Stl | Min | |
|----|--------------------|--------|--------|--------|--------|----------|-----|----|----|----|----|-----|-----|-----|-------|
| | | FG-FGA | FT-FTA | FG-FGA | FT-FTA | Off | Def | | | | | | | | Total |
| 40 | Bracey, Ashleen | f | 4-6 | 0-0 | 0-0 | 4 | 3 | 7 | 4 | 8 | 0 | 4 | 1 | 0 | 29 |
| 31 | Lewis, Nicolle | c | 3-9 | 0-0 | 6-6 | 2 | 5 | 7 | 2 | 12 | 0 | 2 | 1 | 1 | 29 |
| 10 | Clione, Kristi | g | 6-13 | 2-4 | 3-3 | 0 | 2 | 2 | 0 | 17 | 4 | 1 | 0 | 5 | 40- |
| 32 | Krick, Maggie | g | 6-15 | 0-4 | 4-4 | 0 | 1 | 1 | 2 | 16 | 4 | 2 | 2 | 3 | 42 |
| 33 | Jackson, Shala | g | 4-10 | 1-4 | 4-5 | 2 | 5 | 7 | 3 | 13 | 0 | 2 | 0 | 0 | 24 |
| 12 | Standstead, Ashley | g | 1-1 | 1-1 | 0-0 | 0 | 0 | 0 | 1 | 3 | 0 | 0 | 0 | 0 | 6 |
| 14 | Clifton, Amanda | g | 0-0 | 0-0 | 0-0 | 0 | 0 | 0 | 0 | 0 | 0 | 0 | 0 | 0 | 5 |
| 20 | Hudson, Tiffany | g | 0-3 | 0-1 | 1- | | | | | | | | | | |

GAME 29 • MARCH 8

Evansville 72 • 19-10 (13-5 MVC)

| # | Player | Total | | | 3-Ptr | | | Rebounds | | | PF | TP | A | TO | Blk | Stl | Min |
|----------------------|----------------------|--------|-----------------|--------|--------|-------------|--------|----------|-----|-----|----|----|---|----|---------------------|-----|-----|
| | | FG-FGA | FG-FGA | FT-FTA | FG-FGA | FG-FGA | FT-FTA | Off | Def | Tot | | | | | | | |
| 32 | Novosel, Shannon | f | 4-7 | 1-2 | 3-4 | 3 | 1 | 4 | 5 | 12 | 0 | 4 | 1 | 0 | 0 | 12 | |
| 42 | Jennings, Robyn | f | 2-6 | 2-4 | 4-6 | 0 | 9 | 9 | 2 | 10 | 0 | 0 | 1 | 0 | 0 | 34 | |
| 01 | Austin, Ashley | g | 1-6 | 0-2 | 3-3 | 1 | 3 | 4 | 1 | 5 | 0 | 2 | 0 | 0 | 0 | 27 | |
| 20 | Felke, Courtney | g | 0-5 | 0-3 | 2-3 | 0 | 1 | 1 | 2 | 2 | 1 | 1 | 0 | 0 | 1 | 18 | |
| 33 | Parker, Rebekah | g | 6-11 | 1-2 | 7-9 | 0 | 4 | 4 | 2 | 20 | 4 | 2 | 1 | 1 | 36 | | |
| 02 | Sickles, Anaris | g | 0-3 | 0-1 | 2-2 | 1 | 1 | 2 | 5 | 2 | 0 | 1 | 1 | 0 | 1 | 18 | |
| 05 | Batey, Kate | g | 0-0 | 0-0 | 0-0 | 0 | 0 | 0 | 1 | 0 | 0 | 0 | 0 | 0 | 0 | 1 | |
| 15 | Barrett, Ashlee | g | 3-4 | 0-0 | 2-3 | 0 | 1 | 1 | 3 | 8 | 1 | 0 | 0 | 0 | 0 | 14 | |
| 22 | Palan, Jillian | g | 0-0 | 0-0 | 0-0 | 0 | 0 | 0 | 2 | 0 | 0 | 1 | 0 | 0 | 0 | 1 | |
| 23 | Gallagher, Amy | g | 1-3 | 0-0 | 4-4 | 1 | 0 | 1 | 1 | 6 | 1 | 0 | 0 | 0 | 0 | 25 | |
| 34 | Bamberger, Stephanie | g | 3-4 | 0-1 | 1-2 | 0 | 1 | 1 | 2 | 7 | 0 | 1 | 0 | 0 | 0 | 14 | |
| Team | | | | | | 0 | 3 | 3 | | | | | | | | | |
| Totals | | | 20-49 | 4-15 | 28-36 | 6 | 24 | 30 | 26 | 72 | 7 | 12 | 4 | 2 | 20 | 0 | |
| FG % 1st Half: 10-23 | | 43.5% | 2nd half: 10-26 | | 38.5% | Game: 20-49 | | 40.8% | | | | | | | Deadball Rebounds 3 | | |
| 3FG % 1st Half: 0-5 | | 0.0% | 2nd half: 4-10 | | 40.0% | Game: 4-15 | | 26.7% | | | | | | | | | |
| FT % 1st Half: 13-18 | | 72.2% | 2nd half: 15-18 | | 83.3% | Game: 28-36 | | 77.8% | | | | | | | | | |

Illinois State 87 • 23-6 (13-5 MVC)

| # | Player | Total | | | 3-Ptr | | | Rebounds | | | PF | TP | A | TO | Blk | Stl | Min |
|----------------------|--------------------|--------|-----------------|--------|--------|-------------|--------|----------|-----|-----|----|----|---|----|---------------------|-----|-----|
| | | FG-FGA | FG-FGA | FT-FTA | FG-FGA | FG-FGA | FT-FTA | Off | Def | Tot | | | | | | | |
| 40 | Bracey, Ashleen | f | 4-7 | 0-0 | 0-0 | 2 | 2 | 4 | 4 | 8 | 0 | 0 | 0 | 0 | 0 | 20 | |
| 31 | Lewis, Nicole | c | 2-4 | 0-0 | 7-8 | 6 | 8 | 14 | 3 | 11 | 1 | 4 | 0 | 0 | 0 | 32 | |
| 10 | Crone, Kristi | g | 7-15 | 1-6 | 1-2 | 0 | 4 | 4 | 2 | 16 | 6 | 1 | 1 | 3 | 35 | | |
| 20 | Hudson, Tiffany | g | 5-15 | 3-6 | 4-7 | 2 | 5 | 7 | 3 | 17 | 3 | 2 | 0 | 0 | 30 | | |
| 32 | Krick, Maggie | g | 10-19 | 2-4 | 0-0 | 2 | 3 | 5 | 3 | 22 | 7 | 0 | 0 | 1 | 36 | | |
| 03 | Butler, Tamara | g | 0-0 | 0-0 | 0-0 | 0 | 0 | 0 | 0 | 0 | 0 | 0 | 0 | 0 | 0 | 1 | |
| 04 | Banks, Brea | g | 0-1 | 0-1 | 0-0 | 0 | 0 | 0 | 0 | 1 | 0 | 0 | 1 | 0 | 0 | 3 | |
| 12 | Standstead, Ashley | g | 0-0 | 0-0 | 0-0 | 0 | 0 | 0 | 0 | 0 | 0 | 0 | 0 | 0 | 0 | 1 | |
| 14 | Clifton, Amanda | g | 0-1 | 0-0 | 2-2 | 0 | 1 | 1 | 1 | 2 | 0 | 0 | 0 | 0 | 0 | 5 | |
| 21 | Shelton, Kenyatta | g | 3-6 | 0-0 | 3-5 | 7 | 2 | 9 | 3 | 9 | 1 | 0 | 0 | 0 | 0 | 25 | |
| 23 | Calef, Danielle | g | 0-0 | 0-0 | 0-0 | 1 | 0 | 1 | 0 | 0 | 0 | 0 | 0 | 0 | 0 | 1 | |
| 33 | Jackson, Shala | g | 0-3 | 0-0 | 0-0 | 1 | 1 | 2 | 3 | 0 | 0 | 1 | 0 | 0 | 0 | 8 | |
| 34 | Singleton, Brooke | g | 0-0 | 0-0 | 0-0 | 0 | 0 | 0 | 0 | 0 | 0 | 0 | 0 | 0 | 0 | 1 | |
| 42 | Johnson, Lashawn | g | 0-1 | 0-0 | 2-2 | 0 | 0 | 0 | 1 | 2 | 0 | 0 | 0 | 0 | 0 | 2 | |
| Team | | | | | | 1 | 2 | 3 | | | | | | | | | |
| Totals | | | 31-72 | 6-17 | 19-26 | 22 | 28 | 50 | 24 | 87 | 18 | 9 | 1 | 4 | 20 | 0 | |
| FG % 1st Half: 17-39 | | 43.6% | 2nd half: 14-33 | | 42.4% | Game: 31-72 | | 43.1% | | | | | | | Deadball Rebounds 2 | | |
| 3FG % 1st Half: 4-9 | | 44.4% | 2nd half: 2-8 | | 25.0% | Game: 6-17 | | 35.3% | | | | | | | | | |
| FT % 1st Half: 6-9 | | 66.7% | 2nd half: 13-17 | | 76.5% | Game: 19-26 | | 73.1% | | | | | | | | | |

Officials: Tim Daley, Phil Streit, Scott Starkey
 Technical fouls: Evansville-None, Illinois State-None.
 Attendance: 1709
 EU #32 Shannon Novosel Fouls out in 2nd half @ 6:12 left to play

| Score by periods | 1st | 2nd | Total |
|------------------|-----|-----|-------|
| Evansville | 33 | 39 | 72 |
| Illinois State | 44 | 43 | 87 |

| | In | Off | 2nd | Fast | Bench |
|--------|----|-----|-----|------|-------|
| Points | 28 | 14 | 4 | 4 | 23 |
| UE | 34 | 17 | 25 | 6 | 13 |
| ILS | 34 | 17 | 25 | 6 | 13 |

Last FG - UE 2nd-00:14, ILS 2nd-03:33.
 Largest lead - UE by 3 1st-19:07, ILS by 19 2nd-03:32.

Score tied - 8 times.
 Lead changed - 11 times.

Redbirds clinched a share of the MVC regular season title • Second-consecutive double-double for sophomore **Nicolle Lewis** • Lewis also set a career-high with 14 rebounds • Sophomore **Maggie Krick** tied her career-high with 10 field goals • Redbirds closed out the first half with an 18-7 run and led by double-digits nearly the entire second half.

GAME 31 • MARCH 15

Creighton 60 • 20-11, 12-6

| # | Player | Total | | | 3-Ptr | | | Rebounds | | | PF | TP | A | TO | Blk | Stl | Min |
|---------------------|-----------------|--------|-----------------|--------|--------|-------------|--------|----------|-----|-----|----|----|---|----|---------------------|-----|-----|
| | | FG-FGA | FG-FGA | FT-FTA | FG-FGA | FG-FGA | FT-FTA | Off | Def | Tot | | | | | | | |
| 11 | Schuetz, Sam | f | 1-8 | 0-1 | 0-0 | 1 | 2 | 3 | 2 | 2 | 2 | 1 | 0 | 0 | 0 | 27 | |
| 42 | Cain, Sara | f | 2-11 | 0-2 | 2-2 | 0 | 4 | 4 | 3 | 6 | 1 | 1 | 0 | 0 | 0 | 25 | |
| 54 | Voss, Kristina | c | 5-8 | 0-0 | 7-9 | 6 | 5 | 11 | 2 | 17 | 1 | 2 | 1 | 3 | 26 | | |
| 03 | Woodard, Kelsey | g | 0-4 | 0-1 | 4-6 | 0 | 0 | 0 | 2 | 4 | 0 | 2 | 0 | 0 | 21 | | |
| 12 | Thrall, Ally | g | 4-8 | 0-3 | 0-1 | 2 | 2 | 4 | 3 | 8 | 3 | 1 | 0 | 1 | 37 | | |
| 15 | Crates, Kelsey | g | 3-9 | 0-0 | 0-0 | 1 | 1 | 2 | 3 | 6 | 1 | 0 | 0 | 0 | 1 | 13 | |
| 21 | Neuvirth, Megan | g | 0-6 | 0-0 | 0-2 | 5 | 6 | 11 | 0 | 0 | 0 | 2 | 1 | 0 | 20 | | |
| 22 | Kaus, Michelle | g | 4-7 | 3-6 | 4-4 | 0 | 0 | 0 | 1 | 15 | 1 | 0 | 0 | 0 | 0 | 19 | |
| 23 | Bronson, Tyrai | g | 0-1 | 0-1 | 0-0 | 0 | 0 | 0 | 1 | 0 | 0 | 0 | 0 | 0 | 0 | 4 | |
| 40 | Nelson, Kellie | g | 1-2 | 0-0 | 0-0 | 0 | 0 | 0 | 1 | 2 | 0 | 0 | 0 | 0 | 0 | 8 | |
| Team | | | | | | 3 | 4 | 7 | | | | | | | | | |
| Totals | | | 20-64 | 3-14 | 17-24 | 18 | 24 | 42 | 18 | 60 | 9 | 9 | 2 | 5 | 20 | 0 | |
| FG % 1st Half: 8-31 | | 25.8% | 2nd half: 12-33 | | 36.4% | Game: 20-64 | | 31.3% | | | | | | | Deadball Rebounds 3 | | |
| 3FG % 1st Half: 1-8 | | 12.5% | 2nd half: 2-6 | | 33.3% | Game: 3-14 | | 21.4% | | | | | | | | | |
| FT % 1st Half: 8-9 | | 88.9% | 2nd half: 9-15 | | 60.0% | Game: 17-24 | | 70.8% | | | | | | | | | |

Illinois State 68 • 25-6, 13-5

| # | Player | Total | | | 3-Ptr | | | Rebounds | | | PF | TP | A | TO | Blk | Stl | Min |
|----------------------|-------------------|--------|-----------------|--------|--------|-------------|--------|----------|-----|-----|----|----|---|----|---------------------|-----|-----|
| | | FG-FGA | FG-FGA | FT-FTA | FG-FGA | FG-FGA | FT-FTA | Off | Def | Tot | | | | | | | |
| 32 | Krick, Maggie | f | 5-14 | 1-4 | 4-7 | 3 | 2 | 5 | 1 | 15 | 3 | 2 | 1 | 1 | 36 | | |
| 40 | Bracey, Ashleen | f | 6-13 | 0-0 | 2-2 | 4 | 12 | 16 | 1 | 14 | 0 | 2 | 1 | 0 | 37 | | |
| 31 | Lewis, Nicole | c | 0-4 | 0-0 | 0-0 | 0 | 0 | 0 | 2 | 0 | 0 | 0 | 0 | 0 | 10 | | |
| 10 | Crone, Kristi | g | 2-7 | 1-2 | 4-4 | 0 | 1 | 1 | 4 | 9 | 4 | 1 | 0 | 1 | 28 | | |
| 20 | Hudson, Tiffany | g | 4-7 | 1-3 | 3-4 | 0 | 1 | 1 | 2 | 12 | 4 | 1 | 0 | 0 | 32 | | |
| 03 | Butler, Tamara | g | 0-0 | 0-0 | 0-0 | 0 | 0 | 0 | 0 | 0 | 0 | 0 | 0 | 0 | 0 | + | |
| 14 | Clifton, Amanda | g | 0-1 | 0-1 | 0-1 | 0 | 2 | 2 | 0 | 2 | 0 | 0 | 0 | 0 | 0 | 13 | |
| 21 | Shelton, Kenyatta | g | 4-5 | 0-0 | 1-1 | 2 | 7 | 9 | 1 | 9 | 0 | 0 | 3 | 0 | 25 | | |
| 33 | Jackson, Shala | g | 3-6 | 0-0 | 0-0 | 0 | 1 | 1 | 3 | 6 | 0 | 2 | 0 | 0 | 10 | | |
| 42 | Johnson, Lashawn | g | 1-3 | 0-0 | 1-1 | 2 | 0 | 2 | 0 | 3 | 0 | 0 | 0 | 0 | 0 | 9 | |
| Team | | | | | | 2 | 4 | 6 | | | | | | | | | |
| Totals | | | 25-60 | 3-10 | 15-20 | 13 | 30 | 43 | 17 | 68 | 13 | 9 | 5 | 2 | 20 | 0 | |
| FG % 1st Half: 12-31 | | 38.7% | 2nd half: 13-29 | | 44.8% | Game: 25-60 | | 41.7% | | | | | | | Deadball Rebounds 3 | | |
| 3FG % 1st Half: 2-6 | | 33.3% | 2nd half: 1-4 | | 25.0% | Game: 3-10 | | 30.0% | | | | | | | | | |
| FT % 1st Half: 4-5 | | 80.0% | 2nd half: 11-15 | | 73.3% | Game: 15-20 | | 75.0% | | | | | | | | | |

Officials: June Courteau, Barb Smith, Amy Bonner
 Technical fouls: Creighton-None, Illinois State-None.
 Attendance: 1829
 2008 State Farm Missouri Valley Conference Women's Basketball Tournament
 Semifinal - Game One

| Score by periods | 1st | 2nd | Total |
|------------------|-----|-----|-------|
| Creighton | 25 | 35 | 60 |
| Illinois State | 30 | 38 | 68 |

| | In | Off | 2nd | Fast | Bench |
|--------|----|-----|-----|------|-------|
| Points | 28 | 8 | 13 | 0 | 23 |
| CU | 30 | 7 | 15 | 2 | 18 |
| ILS | 30 | 7 | 15 | 2 | 18 |

Last FG - CU 2nd-01:31, ILS 2nd-02:36.
 Largest lead - CU by 3 1st-14:44, ILS by 12 2nd-01:41.

Score tied - 6 times.
 Lead changed - 6 times.

MVC Tournament Semifinals • For the third time in program history, ISU beat a team in the postseason after being swept in the regular season • Sixth double-double of the season for sophomore **Ashleen Bracey** • Bracey set a career-high and an ISU MVC Tournament record with 16 rebounds • Redbirds went on a 9-1 run in the second half to take a 10-point lead, 43-33 • Creighton would come no closer than six points after that

GAME 30 • MARCH 14

Southern Illinois 65 • 10-20, 5-13

| # | Player | Total | | | 3-Ptr | | | Rebounds | | | PF | TP | A | TO | Blk | Stl | Min |
|----------------------|-------------------|--------|-----------------|--------|--------|-------------|--------|----------|-----|-----|----|----|---|----|---------------------|-----|-----|
| | | FG-FGA | FG-FGA | FT-FTA | FG-FGA | FG-FGA | FT-FTA | Off | Def | Tot | | | | | | | |
| 11 | Sweere, Jayme | f | 5-13 | 0-1 | 4-7 | 1 | 5 | 6 | 4 | 14 | 3 | 2 | 1 | 1 | 25 | | |
| 40 | Gibson, Jasmine | f | 2-3 | 1-1 | 0-0 | 0 | 4 | 4 | 4 | 5 | 0 | 0 | 0 | 0 | 24 | | |
| 34 | SALES, Courtney | c | 9-15 | 0-0 | 4-5 | 2 | 9 | 11 | 3 | 22 | 0 | 4 | 0 | 0 | 35 | | |
| 22 | Smith, Erica | g | 1-6 | 1-2 | 2-4 | 1 | 6 | 7 | 3 | 5 | 4 | 6 | 0 | 1 | 36 | | |
| 33 | Pauk, Erin | g | 1-6 | 0-1 | 2-2 | 0 | 1 | 1 | 4 | 4 | 2 | 1 | 0 | 0 | 34 | | |
| 05 | Bailey, Kaci | g | 0-0 | 0-0 | 0-0 | 0 | 0 | 0 | 0 | 0 | 0 | 0 | 0 | 0 | 1 | 1 | |
| 20 | SWINGLER, Katrina | g | 2-2 | 0-0 | 0-0 | 0 | 0 | 0 | 0 | 2 | 4 | 0 | 1 | 0 | 1 | 11 | |
| 30 | YOUNG, Ellen | g | 4-9 | 0-2 | 3-4 | 0 | 2 | 2 | 0 | 11 | 4 | 1 | 0 | 1 | 34 | | |
| Team | | | | | | 3 | 2 | 5 | | | | | | | | | |
| Totals | | | 24-54 | 2-7 | 15-22 | 7 | 29 | 36 | 20 | 65 | 13 | 16 | 1 | 4 | 200 | 0 | |
| FG % 1st Half: 12-24 | | 50.0% | 2nd half: 12-30 | | 40.0% | Game: 24-54 | | 44.4% | | | | | | | Deadball Rebounds 4 | | |
| 3FG % 1st Half: 2-4 | | 50.0% | 2nd half: 0-3 | | 0.0% | Game: 2-7 | | 28.6% | | | | | | | | | |
| FT % 1st Half: 7-10 | | 70.0% | 2nd half: 8-12 | | 66.7% | Game: 15-22 | | 68.2% | | | | | | | | | |

Illinois State 77 • 24-6, 13-5