



Redbird Football

GAME NOTES

Contact: Todd Kober, Director of Media Relations • 309/438-3805 • Fax: 309/438-5634 • Cell: 309/310-7112 • gtkober@ilstu.edu

GAME #7

**Illinois State**
(3-3, 0-1)**#8 S. Illinois**
(5-0, 1-0)**WHEN:** Saturday, October 11, 2003**WHERE:** McAndrew Stadium • Carbondale, Ill.**TIME:** 1:30 p.m. Central**TELEVISION:** None

REDBIRD RADIO NETWORK

Greg Halbleib will handle play-by-play duties, while Ted Schmitz handles color commentary. Bruce Evans reports from the sidelines and Tim Fisher is the studio host. Affiliates are flagship WJBC, AM 1230 (Bloomington), WLDC, 98.9 FM (Dwight), WBIG, AM 1280 (Aurora), WZOE, AM 1490 (Princeton) and WDID, AM 1510 (Highland). All Illinois State athletic events broadcast by WJBC, including the weekly coaches shows, can be heard on a live internet stream at www.wjbc.com. Redbird game broadcasts are also available at sports.yahoo.com/ncaaf/teams/iid. To hear broadcasts on the phone, call TEAMLINE (800/846-4700/code 1152) with Visa or MasterCard.

The Game Facts

- ▶ This is the 66th meeting between the two schools with Southern Illinois leading the series 32-30-2. However, the Redbirds have won four of the last five contests.
- ▶ Southern Illinois is the second-straight ranked opponent for the Redbirds, after facing No. 15 Northern Iowa last week, and the third of the season.
- ▶ Today's game at Southern Illinois is the 2003 Homecoming game for the Salukis.
- ▶ Under Johnson, the Redbirds own a 7-12 mark when coming off of a loss. The 'Birds have not lost three straight games since 2001 when the 'Birds dropped a 44-30 decision at No. 5 Youngstown State.
- ▶ Today's game features two of the 16 players to watch for the 2003 Buck Buchanan Award. Illinois State's Boomer Grigsby, the Gateway Football Conference Defensive Player of the Year, and the Salukis' Alexis Moreland have both been on a watch list the entire season.
- ▶ Southern Illinois' Muhammad Abdulqaadir is also one of 16 on the Walter Payton Award watch list, an honor given to the best offensive player at the NCAA I-AA level.

2003 Southern Illinois Schedule

Aug. 28	Quincy	W, 64-14
Sept. 6	at SE Missouri State	W, 28-7
Sept. 13	Murray State	W, 32-7
Sept. 27	St. Joseph's	W, 75-0
Oct. 4	at Indiana State*	W, 37-14
Oct. 11	Illinois State*	1:30 p.m.
Oct. 18	at Western Illinois*	1:05 p.m.
Oct. 25	SMS*	6 p.m.
Nov. 1	at Western Kentucky*	4 p.m.
Nov. 8	Youngstown State	6 p.m.
Nov. 15	at Northern Iowa*	5:05 p.m.

www.redbirds.org

The Coaches

▶ Illinois State

Denver Johnson is in his fourth season at Illinois State and owns a 18-21 (.462) overall record with the Redbirds. Prior to guiding the 'Birds, Johnson was the head coach at Murray State where he compiled a 21-12 mark. Johnson, 44, is a 1981 graduate of Tulsa and his six-year head coaching record stands at 39-33 (.542). He is also 3-3 against Southern Illinois.

▶ Southern Illinois

Jerry Kill (Southwestern '83) is in his third season at the helm of the Saluki football program. Kill owns a 10-18 (.357) mark at Southern Illinois. In his 10th season as a head coach, Kill boasts a 59-43 mark (.578) after a five-year stint at Saginaw Valley State followed by two seasons at Emporia State.

Illinois State Season Schedule/Results

Date	Opponent	Location	Result/Time	Notes
Aug. 28	Drake	Normal, Ill.	W, 27-13	'Birds grind out 282 yards on the ground to DU's 61.
Sept. 6	at Illinois (ESPN+)	Champaign, Ill.	L, 22-49	Dwayne Smith lit up the Illini defense on 14 catches for 243 yards.
Sept. 13	Truman State	Normal, Ill.	W, 49-6	42 first half points, 6 rushing TDs and 544 total yards highlight win.
Sept. 20	at #18 Eastern Illinois (FSN)	Charleston, Ill.	W, 21-14	Redbirds rally in fourth quarter, finish with 482 yards of total offense.
Sept. 27	Florida Atlantic	Normal, Ill.	L, 10-28	ISU offense stalls on third downs going 4-for-18.
Oct. 4	#15 Northern Iowa [^]	Normal, Ill.	L, 7-16	UNI's 16 fourth-quarter points spoil Redbird upset bid.
Oct. 11	at #8 Southern Illinois[^]	Carbondale, Ill.	1:30 p.m.	ISU has claimed four of the last five meetings.
Oct. 18	Western Kentucky [^] (FSN)	Normal, Ill.	2:30 p.m.	Redbirds are 0-2 against WKU since the 'Toppers joined the Gateway.
Oct. 25	at Youngstown State [^]	Youngstown, Ohio	3:00 p.m.	Leave the state of Illinois for the first time all season.
Nov. 1	Western Illinois [^]	Normal, Ill.	1:30 p.m.	WIU has won five of the last six games in Hancock.
Nov. 8	at SMS [^]	Springfield, Mo.	1:00 p.m.	'Birds have won three of the last four games in the series.
Nov. 15	Indiana State [^]	Normal, Ill.	1:30 p.m.	Illinois State is riding a five-game winning streak in the series.

[^] Gateway Football Conference game

THE TALE OF THE TAPE

	SIU	Illinois State
Scoring	236/47.2	136/22.7
Scoring Defense	42/8.4	126/21.0
Passing Yards	746/149.2	1035/172.5
Passing Defense	768/153.6	1095/182.5
Rushing Yards	1422/284.4	1346/224.3
Rushing Defense	365/73.0	809/134.8
Total Offense	2168/433.6	2381/396.8
Total Defense	1133/226.6	1904/317.3
Kickoff Returns	8-190	18-386
Kick Return Average	23.8	21.4
Punt Returns	19-307	14-105
Punt Return Average	16.2	7.5
Interceptions	7-55	5-16
Fumbles-Lost	7-5	7-2
Penalties	42-371	63-627
Punts/Net Average	10/39.6	41/37.7
Time of Possession	30:24	30:33
3 rd Down Conversions	34/59	40/101
4 th Down Conversions	4/6	5/10

INJURY UPDATE

- LB Andrew Papoccia (abdominal) probable
Games Missed: UNI
- LB Adam Redenius (right shoulder) probable
Games Missed: Drake, Illinois, TSU, EIU, FAU
- DL Ryan Thorne (left ankle) probable
Games Missed: FAU
- OL Shawn Wiza (right knee) doubtful
Games Missed: FAU, UNI

ILLINOIS STATE MEDIA RELATIONS

Director of Media Relations Todd Kober
Office Phone (309) 438-3805
Home Phone (309) 454-3048
Cell (309) 310-7112
E-mail gtkober@ilstu.edu
Graduate Assistant Mike Krizman
Office Phone (309) 438-7748
Cell (847) 528-2066
E-mail makrizm@ilstu.edu
Fax (309) 438-5634

INTERVIEW PROCEDURES

Postgame interviews following home contests are conducted in the team room (second floor) of the Kaufman Football Building. A golf cart is available to transport representatives from the visiting team to the interview area. TV lighting is also provided. After road games, representatives will be brought to a designated area. The locker room is closed at all times.

Redbird Ticket Office • (309) 438-8000

Scouting the Salukis

- Southern Illinois is located in Carbondale, Ill., and has an enrollment of 21,598. A member of the Gateway Football Conference, SIU was founded in 1869 and began competing in football in 1913.
- Southern Illinois leads the nation in scoring offense with 47.2 points per game and is third in total defense by only allowing 8.4 points per game.
- The Saluki defense ranks No. 2 nationally in total defense with only 226.6 yards allowed per game. SIU has yet to allow an opponent score in the first quarter and has only given up two touchdowns in the second quarter through five games.
- The ground attack has been rolling for SIU and the Salukis rank No. 6 nationally and first in the Gateway with 284.4 yards per game on the ground.
- Senior running back Muhammad Abdulqaadir ranks No. 18 nationally and third in the GFC with 110.75 yards per game. He is averaging 7.6 yards per carry and has scored six touchdowns on the season. He did not play against Indiana State with a bruised knee.
- SIU is 5-0 for the first time since 1991.
- Senior running back Tom Koutsos has 4,091 rushing yards for his career and is only 141 yards away from becoming the Gateway's all-time rushing leader.
- SIU is averaging 5.5 yards per rush as a team.
- The Salukis rank No. 1 in the Gateway in eight team categories.
- Brandon Robinson is No. 6 nationally in punt returns with 15.73 yards per return. He is also third on the team in rushing with 202 yards, but is second in receiving with six catches for 84 yards.

This Schedule is Starting to Get a Little Rank

For the Redbirds the game at Southern Illinois marks the second-straight contest against a ranked opponent and the third of the season. In addition, on the horizon for Illinois State are games against Western Illinois and Western Kentucky, who are also ranked nationally.

Gateway Grigsby

A year ago, Gateway Defensive Player of the Year **Boomer Grigsby** gathered 128 of his nation's best 179 tackles in league play. Against UNI, Grigsby raised the bar once again in big games as the Canton, Ill., native totaled 21 tackles with a TFL and a pass break-up.

Get Your Picks on Route 66

With two interceptions against Northern Iowa, the Redbird defense now has five picks on the season through six games, one more than it did all of last season. The Redbirds' **William Rolle** and **Tyler Larick** picked off UNI's Tom Petrie for their first interceptions of their career.

The Secret of Souza's Success

Illinois State quarterback **Mike Souza** cracked the Redbird top 10 in career total yards with 2,904 thanks in a large part to his legs. Souza's scrambling ability has helped him total 496 yards on the ground in his Redbird career. In fact, his near 500 rushing yards is just 65 yards shy of the third most rushing yards by a Redbird signal caller.

Home Hasn't Been as Sweet

With the 16-7 loss to Northern Iowa, the Redbirds dropped back-to-back home games for the first time since October 13, 2001. Prior to UNI, the 'Birds dropped a 28-10 decision against Florida Atlantic. In 2001, the 'Birds fell to Southwest Texas State and Western Illinois in successive losses at Hancock Stadium.

Three Quarters of the Way There

Illinois State was just one quarter shy of beginning the GFC season with a 1-0 record. Leading 7-0 through three quarters, the 'Birds were outscored 16-0 in the fourth and final frame. The last time the 'Birds lost a game after leading through three quarters was on September 22, 2001 against Southeast Missouri State at Hancock Stadium. The 'Birds led 30-16 heading in the final quarter, but lost 38-33.

Recent Recision

Through the first four games, the Redbird offense was a high-powered juggernaut. In the last two, it has looked mortal. To open the season, the 'Birds were averaging 29.8 points and 462.5 yards per game. In losses to Florida Atlantic and Northern Iowa, the 'Birds averaged 8.5 points and 265.5 yards of offense. The biggest difference has been in the ground game where the 'Birds went from 266.2 yards down to 140.5. By rushing attempt, the 'Birds were logging 5.8 yards per carry, but only 3.5 in the last two games.

Could Lightning Strike Twice?

Illinois State's 21-14 win at No. 18 Eastern Illinois marked the seventh straight season in which the Redbirds have beaten at least one ranked foe. In those seven seasons, the Redbirds have beaten multiple ranked teams in three of the years. The 'Birds have won 11 of their last 23 tilts against ranked I-AA foes.

Paper or Plastic?

Grocery stores around town might be contacting the Redbird defense in the off-season, as the 'Birds have efficiently bagged opponent quarterbacks. The 'Birds have posted 13 sacks in the last three games and have 16 on the season. The seven sacks at Eastern Illinois marked the most by the 'Birds since they set the school record with 12 against Western Illinois on November 4, 2000.

Road Warriors

At one point last season, the Redbirds were riding an eight-game road losing streak. My, how things have changed. With the 21-14 win at Eastern Illinois, the 'Birds have won three of their last five games on the road with the losses coming to Division I-A Illinois and national champion Western Kentucky. In fact, the win at EIU snapped the Panthers' 15-game home winning streak with their last home loss coming in 1999 in a 24-17 defeat to ... Illinois State.

Break Away DJ

Twice this season running back **Demetrus Johnson** has scampered 49 yards for a touchdown. Johnson's pair of 40-yard TD runs against Eastern Illinois and Truman State is the most by a Redbird running back since 1998, when current Dallas Cowboy Aveion Cason rushed for three 40-plus yard scoring runs.

The Great Grigsby

Junior linebacker **Boomer Grigsby** continues his climb up the top 10 list of all-time Redbird tacklers. With 21 against Northern Iowa, Grigsby now has 362 tackles in his career, which ranks No. 5, and he is one of only 11 Redbirds to ever record 300 tackles in their career. The Canton, Ill., native has averaged 12.7 stops per game throughout his career, which would be the best average in Redbird history.

Consistent Carroll

Junior **Stephen Carroll** is starting to kick his way into the Redbird record books. Carroll converted a 47-yard field goal against Florida Atlantic, the 31st of his career, which ranks No. 5 all-time. Carroll has also continued his consecutive PAT streak with 63. Carroll now has 171 points for his career, which is also No. 5 in ISU history.

The Boomer Watch

Boomer Grigsby is at it again. Like last season, Grigsby has a knack for raising the bar for the big games. Over his career, most of his best performances have come against the toughest opponents. With his 21 tackles against Northern Iowa, it was the 10th time the reigning GFC Defensive Player of the Year totaled 15 or more tackles in a single game. With performances like that it's no wonder why Grigsby was the nation's top tackler in 2002 with 179 stops, as well as the top returning vote-getter and the player to beat for the 2003 Buck Buchanan Award, which is given to the top I-AA defensive player.

A Heroic Homecoming...

For wide receiver **Dwayne Smith**, his return to Memorial Stadium on the Illinois' campus was almost perfect. The only thing the 6-foot-3 senior didn't catch was an Illinois State victory. In a career game on the field where it all started, Smith hauled in a Redbird record 14 passes, topping the six-year mark of Darnell Jones by one. Smith's 14 grabs covered 243 yards, just 16 yards shy of another school mark and the second best receiving total in school history. In addition, Smith's 14 catches and 243 yards claimed the Memorial Stadium record for catches and receiving yards in the 79-year history of the facility.

A Schedule of Firsts

For the first time in the history of Illinois State football, the Redbirds will be playing a 12-game schedule. In addition, the 'Birds will host seven of the 12 contests at Hancock Stadium, which is the largest regular-season home slate in school history.

A Namesake Schedule

In addition to many firsts, the 2003 schedule is a perfect fit for Illinois State – since the Redbirds will only leave the state of Illinois twice all season. How fitting for a state university. The Redbirds won't leave the Land of Lincoln until October 25, when Illinois State travels to Youngstown State. Two weeks later, the Redbirds will face SMS in Springfield, Mo.

All-America U

Illinois State's football program has produced at least one all-American player in 17 of its last 21 seasons. Over the last five seasons, 19 players from ten different positions have been honored. **Boomer Grigsby** and Jonathan Friend were both honored following the 2002 season.

Another Would Be Grand

THE LAST TIME THEY MET

Redbirds Stun No. 25 Southern Illinois

October 19, 2002

NORMAL, Ill. – Mike Souza and Sha-ron Edwards each ran for two touchdowns and Boomer Grigsby had a career-high 21 total tackles as Illinois State stunned No. 25 Southern Illinois 35-14 in front of 12,415 Family Day fans, the largest crowd this season at Hancock Stadium.

Quincy Washington led the rushing attack for the Redbirds with 126 yards on the ground and one touchdown. Vito Golson finished the game with six catches for 113 yards, while Souza threw for 275 yards and no interceptions.

Southern Illinois (4-4, 2-1 Gateway) had both its touchdowns come from Muhammad Abdulqadir, the nation's leading rusher (203.5 yards per game). Abdulqadir was limited to 103 yards on the ground, his lowest performance since being named the starting running back for the Salukis in their third game of the year.

The Redbird defense set the tone throughout the game allowing the Salukis, who came into today's game ranked fifth in the nation for total offense in I-AA football, only 118 yards of total offense after the ISU offense scored its fourth touchdown of the game late in the third quarter. The 14-point performance for the Salukis ties their lowest point total for the season when they scored 14 against Southeast Missouri State on September 7.

Illinois State (4-3, 2-1 Gateway) held the Salukis' offense in check throughout the first quarter allowing SIU one first down and 30 yards of total offense, including only eight yards by the nation's leading I-AA rusher Abdulqadir. Two costly turnovers by the 'Birds offense, including a fumble on the SIU 11-yard line, kept ISU from putting any points on the scoreboard.

However early in the second quarter, Illinois State quarterback Mike Souza gave the 'Birds a 7-0 lead with a nine-yard scramble to the endzone. It was his third rushing touchdown in the last two games. The Redbirds had three other opportunities in the second quarter to extend their lead, but two missed field goals by Stephen Carroll and a 57-yard punt return for a touchdown by Dennis Butler called back by a penalty kept ISU with its seven-point advantage heading into halftime.

A fumble by Troy Hunter deep in Saluki territory on the first play from scrimmage of the second half proved costly for Illinois State as Southern Illinois marched 29 yards in seven plays to tie the game at 7-7. Abdulqadir recorded the touchdown on a one-yard rush up the middle.

SCORE BY QUARTERS

S. Illinois	0	0	7	7	-	14
Illinois State	0	7	21	7	-	35

SCORING SUMMARY

ILS – Souza 9-yd run (Carroll kick), 14:46, 2Q
SIU – Abdulqadir 1-yd run (Everhart kick), 11:22, 2Q
ILS – Washington 15-yd run (Carroll kick), 9:39, 3Q
ILS – Souza 13-yd run (Carroll kick), 6:06, 3Q
ILS – Edwards 1-yd run (Carroll kick), 4:14, 3Q
ILS – Edwards 9-yd run (Carroll kick), 7:51, 4Q
SIU – Abdulqadir 2-yd run (Everhart kick), 3:02, 4Q

TEAM STATISTICS

	SIU	ISU
First Downs	16	29
Rushing Attempts-Yards	50-216	46-268
Passing	19-9-2	31-16-0
Passing Yards	90	275
Total Offense	285	537
Fumbles-Lost	2-1	3-3
Penalties-Yards	6-49	6-47
Time of Possession	32:37	27:23

INDIVIDUAL LEADERS

RUSHING (SIU) – Abdulqadir 23-103, Sambursky 19-48, Robinson 7-41, Bucki 1-3. **(ILS)** – Washington 21-126, Souza 10-64, Edwards 9-42, Watts 2-11, Davis 3-11, Barber 1-8.

PASSING (SIU) – Sambursky 18-9-2-90, Abbott 1-0-0-0. **(ILS)** – Souza 31-16-0-275.

RECEIVING (SIU) – Montes 2-31, Little 2-15, Robinson 2-15, Abbott 1-22, Bucki 1-5, Abdulqadir 1-2. **(ILS)** – Golson 6-113, Smith 4-71, Barber 3-81, Statz 2-6, Hunter 1-4.

ATTENDANCE – 12,415

2003 Redbird Captains:

#69 • Jim Ferguson

#46 • Boomer Grigsby

#12 • Andrew Papoccia

#97 • Ray Robinson

#5 • Mike Souza

THE GATEWAY FOOTBALL CONFERENCE

Here's a short and concise breakdown of one of the nation's premier NCAA I-AA football leagues:

2003 GFC STANDINGS

	W	L	PCT	W	L	PCT
Southern Illinois	1	0	1.000	5	0	1.000
Northern Iowa	1	0	.000	4	1	.800
Youngstown State	1	0	.000	4	1	.800
Western Illinois	1	0	.000	3	1	.750
Illinois State	0	1	.000	3	3	.500
SMS	0	1	.000	2	2	.500
Western Kentucky	0	1	.000	2	2	.500
Indiana State	0	1	.000	2	3	.400

THIS WEEK IN THE GATEWAY**October 11**

- Western Illinois at Youngstown State, 4 p.m.
- Indiana State at Northern Iowa, 4:05 p.m.
- SMS at Western Kentucky, 7 p.m.

2003 PRESEASON POLL

1. Western Illinois (24) 247
2. Western Kentucky (6) 218
3. Youngstown State 171
4. UNI (1) 139
5. **Illinois State** **131**
6. Southern Illinois 130
7. SMS (1) 74
8. Indiana State 42

2003 GFC PRESEASON HONORS

Offense – Stafford Davis, OL (first team); Jeremy Melville, OL (honorable mention); Dwayne Smith, WR (honorable mention).

Defense – Boomer Grigsby, LB (first team); Ray Robinson, DL (first team).

2002 GFC POSTSEASON HONORS

Offense – Stephen Carroll, K (honorable mention); Stafford Davis, OL (second team); Vito Golson, WR (second team); Quincy Washington, RB (honorable mention).

Defense – Dennis Butler, DB (honorable mention); Jonathan Friend, DL (first team); Boomer Grigsby, LB (first team); Ray Robinson, DL (second team).

Gateway Defensive Player of the Year – Boomer Grigsby, LB

GATEWAY TELECONFERENCE

Teleconferences featuring the league's head coaches will be conducted each Wednesday during the season (Sept. 10 through Nov. 12). Those participating in the call should dial in five minutes prior to the scheduled start time (10 a.m. CST each Wednesday). Each call can also be accessed at www.gatewayfootball.org. The call-in number is 913/981-5509.

- **Denver Johnson (Illinois State), 10:05 a.m.**
- Tim McGuire (Indiana State), 10:10 a.m.
- Mark Farley (Northern Iowa), 10:15 a.m.
- Jerry Kill (Southern Illinois), 10:20 a.m.
- Randy Ball (SMS), 10:25 a.m.
- Don Patterson (Western Illinois), 10:30 a.m.
- David Elson (Western Kentucky), 10:35 a.m.
- Jon Heacock (Youngstown St.), 10:40 a.m.

All times are central

For the last three seasons, ISU has gotten 1,000-yard rushing campaigns from Quincy Washington (2002) and Willie Watts (2001 & 2000). The Redbirds have never had a 1,000-yard rusher for four straight seasons.

Transferrable

Since 1993, when the NCAA rules changed to allow players immediate eligibility at the I-AA level, Illinois State has had 37 players transfer from I-A schools. ISU's I-A transfers on this year's roster include: **Cavari Dailey** (DB, Auburn); **Jim Ferguson** (OL, Illinois); **Steve Harris** (DB, Illinois); **Demetrus Johnson** (RB, Minnesota); **Cameron Siskowic** (LB, Washington State); **Dwayne Smith** (WR, Illinois); **Jesus Terrazas** (DL, Illinois); **Joe Walkins** (WR, Auburn) and **Shawn Wiza** (OL, Western Michigan).

Redbird Milestones Under Johnson

Here is a list of the Illinois State players that have either passed for 300 yards or rushed or caught 100 yards under head coach **Denver Johnson's** tenure:

100-Yard Rushing Games

- 210, Quincy Washington vs. Quincy (9/7/02)
- 200, Willie Watts vs. Indiana State (11/10/01)
- 186, Willie Watts vs. EIU (11/11/00)
- 174, Willie Watts at WIU (11/4/00)
- 169, Q. Washington vs. Murray St. (9/21/02)
- 167, Quincy Washington vs. SMS (10/5/02)
- 161, Willie Watts vs. SMS (11/18/00)
- 159, Demetrus Johnson at EIU (9/20/03)
- 158, Willie Watts vs. Northern Iowa (10/27/01)
- 158, Walter James at UNI (9/30/00)
- 156, Willie Watts at SEMO (9/16/00)
- 155, Willie Watts at Murray St. (9/8/01)
- 152, Sha-Ron Edwards vs. Drake (8/28/03)
- 145, Willie Watts vs. W. Va. Tech (8/31/00)
- 135, Willie Watts vs. SEMO (9/22/01)
- 132, Demetrus Johnson vs. Truman St. (9/13/03)
- 127, Quincy Washington vs. WIU (10/12/02)
- 126, Quincy Washington vs. SIU (10/19/02)
- 110, Willie Watts vs. WKU (11/3/01)
- 109, Walter James vs. W. Va. Tech (8/31/00)
- 108, Walter James vs. YSU (10/7/00)
- 104, Quincy Washington at UNI (10/26/02)
- 101, Willie Watts vs. PV A&M (10/21/00)

300-Yard Passing Games

- 385, Mike Souza at Illinois (9/6/03)
- 350, Kevin Glenn vs. SMS (11/18/00)
- 319, Dusty Burk vs. Northern Iowa (10/27/01)
- 310, Dusty Burk at Indiana St. (10/14/00)

100-Yard Receiving Games

- 243, Dwayne Smith at Illinois (9/6/03)
- 183, Vito Golson vs. Northern Iowa (10/27/01)
- 136, Vito Golson at Indiana State (11/16/02)
- 136, Gerry Davis at UNI (9/30/00)
- 115, Justin Frierson vs. W. Va. Tech (8/31/00)
- 113, Vito Golson vs. SIU (10/19/02)
- 110, Vito Golson vs. MSU (9/21/02)
- 109, Vito Golson at INS (10/14/00)
- 107, Mark Schaeve vs. WKU (11/3/01)
- 107, Steve Kostro vs. EIU (11/11/00)
- 105, Mark Schaeve vs. WIU (10/13/01)
- 102, Jon Laurenti vs. SMS (11/18/00)

I-AA Committee a Little "Weis"er

Illinois State athletics director **Perk Weisenburger**, a Central Michigan alum, is entering his third year on the NCAA Division I-AA Football Committee. Among other things, the committee seeds the field and selects the eight at-large teams for the I-AA championship.

We Win ...

- Illinois State teams have won 112 conference championships -- an average of more than five per year -- since beginning Division I conference play in 1982 (from 1971-81, ISU was a Division I independent). Redbird teams compete in two different conferences.
- The football team plays in the Gateway, 17 sports compete in the Missouri Valley and the gymnastics team competes as an independent.
- Illinois State finished in the top four in 10 of 17 Valley titles during 2001-02, including league titles by men's cross country, women's tennis and softball and a tournament championship by women's tennis.
- ISU has won 16 conference All-Sports Trophies since '82, including five of the last eight in the MVC.
- Illinois State has been in the Gateway Football Conference for 17 years and has won 20 games in the last five years while winning 22 over its first 13 years of membership.

...But Not At The Expense of Good Grades

Illinois State didn't forget the "student" in student-athlete while it was piling up all its outstanding performances during the 2002-03 school year. Redbird athletics had another student-athlete (Abby Scott, softball) named a Bone Scholar, the highest undergraduate academic honor at Illinois State. Scott became the eighth athlete to receive the honor in the last five years. In 2001, former linebacker Adam Waugh, who was named a National College Scholar-Athlete by The National Football Foundation and College Hall of Fame, became the third Redbird football player to receive the honor.

ILLINOIS STATE DEPTH CHART

OFFENSE

LT	51	Mike Stegeman	6-5	285	So.-1L
	75	Janiah Downing	6-3	210	Fr.-RS
LG	64	Stafford Davis	6-1	280	So.-1L
	77	Joe Pantoja	6-2	269	Jr.-1L
C	61	Jeremy Melville	6-4	266	Jr.-2L
	60	Geoff Pearson	6-2	275	Jr.-Sq.
RG	69	Jim Ferguson	6-3	267	Sr.-2L
	78	Kory Andersen	6-2	267	Fr.-RS
RT	63	Matt Pezdek	6-4	308	Jr.-1L
	77	Joe Pantoja	6-2	269	Jr.-1L
WR	80	Dwayne Smith	6-3	194	Sr.-1L
	88	Avery Massengale	6-4	225	Jr.-TR
WR	9	Joe Walkins	5-9	177	Jr.-TR
	13	Ramon Barber	6-0	188	So.-1L
TE	83	Steve Statz	6-5	260	So.-1L
OR	89	Mike Larson	6-4	252	Jr.-1L
QB	5	Mike Souza	6-0	177	Sr.-1L
	18	Yance Vaughan	6-3	204	Jr.-Sq.
RB	20	Demetrus Johnson	5-9	185	Jr.-TR
OR	31	Sha-Ron Edwards	6-0	201	Sr.-1L
FB	82	Kevin Kreger	6-0	226	So.-1L
	32	Earl Newby	6-0	215	Fr.-HS

DEFENSE

DE	98	Mike Blough	6-5	224	So.-1L
	92	Josh Chrestman	6-4	255	Jr.-TR
DT	65	Ryan Thorne	6-2	237	Fr.-RS
	52	Jesus Terrazas	6-2	265	Jr.-TR
DT	73	Justin Martindale	6-3	260	Fr.-RS
	74	Barry Hartman	6-5	270	Fr.-HS
DE	97	Ray Robinson	6-2	230	Sr.-3L
	50	Montell Conner	6-2	228	So.-Sq.
WHIP	12	Andrew Pappocchia	5-11	191	Sr.-3L
	36	William Rolle	5-10	191	So.-1L
ILB	42	Gean Gilot	6-0	202	Sr.-2L
	40	Cameron Siskowic	6-2	230	Fr.-TR
ILB	46	Boomer Grigsby	6-0	245	Jr.-2L
	54	Rick Splant	6-2	210	Jr.-2L
ROVER	4	Cavari Dailey	6-1	203	Fr.-TR
	28	James Temple	6-0	200	Fr.-RS
RC	1	Sam Yeargin	5-11	175	Jr.-2L
	25	Leon Kittrell	5-9	165	Fr.-RS
LC	2	Antwan Oliver	5-10	168	Jr.-TR
	21	Cerone Colvin	5-9	181	Sr.-3L
FS	27	Tyler Larick	6-1	201	Jr.-TR
	23	Chris Govan	6-0	187	So.-1L

SPECIALISTS

PK	99	Stephen Carroll	5-11	180	Jr.-2L
	49	Troy Maskel	6-3	247	So.-1L
KO	99	Stephen Carroll	5-11	180	Jr.-2L
	49	Troy Maskel	6-3	247	So.-1L
P	49	Troy Maskel	6-3	247	So.-1L
	14	Ryan Hoffman	6-2	186	So.-1L
LS	33	J.P. Dundas	6-0	214	Jr.-1L
	82	Kevin Kreger	6-0	226	So.-1L
SS	60	Geoff Pearson	6-2	275	Jr.-Sq.
	67	Jake Weber	6-2	225	Fr.-HS
HD	16	Brian Busser	6-1	184	So.-Sq.
	5	Mike Souza	6-0	177	Sr.-1L
KR	9	Joe Walkins	5-9	177	Jr.-TR
	34	LaShawn Bullock	5-7	166	Fr.-RS
PR	9	Joe Walkins	5-9	177	Jr.-TR
	19	Jonathan Deloach	6-2	185	Fr.-HS

SOUTHERN ILLINOIS DEPTH CHART

OFFENSE

WR	16	Courtney Abbott	6-6	205	Sr.
	8	Jason Hollingshed	6-1	205	Jr.
TE	84	Micah Turner	6-4	250	So.
	86	Chris Kupec	6-3	225	So.
LT	75	Wesley Proctor	6-4	240	Sr.
	77	Brian Akins	6-4	295	Jr.
LG	72	Justin Rich	6-5	280	Jr.
	79	Andrew Wynn	6-4	295	So.
C	71	Elmer McDaniel	5-11	305	Jr.
	76	Justin Kramer	6-2	315	So.
RG	65	Matt Miller	6-4	285	Jr.
	74	Will Justice	6-5	295	Fr.
RT	77	Brian Akins	6-4	295	Jr.
	73	George Mooney	6-3	280	Sr.
QB	12	Joel Sambursky	6-0	195	So.
	18	Curtis Holley	5-11	205	Fr.
RB	32	Muhammad Abdulqaadir	5-7	200	Sr.
	24	Tom Koutsos	5-11	220	Sr.
FB	25	Brandon Robinson	5-11	195	Sr.
	48	Matt Weishaar	6-1	240	Jr.
WR	6	Brent Little	6-0	185	So.
	89	Kellen Allen	6-1	185	So.

DEFENSE

DE	45	Chris Sutherlin	6-2	265	Jr.
	90	James Fields	6-1	260	Jr.
DT	92	Linton Brown	6-0	310	So.
	52	Jeff Jones	6-1	275	So.
DT	94	Lionel Williams	6-3	270	Jr.
	66	Justin Lowes	6-3	290	Fr.
OR	97	Mark Philipp	6-0	295	So.
DE	96	Billy Beard	6-3	275	Jr.
	51	Andrew Franklin	6-1	235	Jr.
ILB	34	Royal Whitaker	6-0	225	So.
	42	Phillip Doyle	6-3	230	So.
ILB	35	Eric Egan	6-3	240	Sr.
	3	Thomas Laing	5-10	210	So.
CB	9	Melvin Vance	6-1	210	Jr.
	1	Justin George	6-1	195	Jr.
S	5	Frank Johnson	5-11	185	So.
	41	Paul Wright	6-1	190	So.
FS	7	Alexis Moreland	6-1	205	Jr.
	17	Stanely Bryant	6-1	205	So.
S	20	Jamarquis Jordan	6-0	200	So.
	2	Cortez McBerry	6-0	190	So.
CB	28	Yemi Akisanya	5-9	195	So.
	33	Brad Brachear	5-11	185	So.

SPECIALISTS

P	38	Zach Kettelkamp	6-3	230	Fr.
	19	Craig Coffin	6-0	185	Fr.
K	19	Craig Coffin	6-0	185	Fr.
	38	Zach Kettelkamp	6-3	230	Fr.
KO	19	Craig Coffin	6-0	185	Fr.
	38	Zach Kettelkamp	6-3	230	Fr.
H	16	Courtney Abbott	6-6	205	Sr.
	19	Craig Coffin	6-0	185	Fr.
LS	93	Kent DeVinney	6-2	240	Fr.
	55	Anthony Rinella	6-1	220	So.
KR	25	Brandon Robinson	5-11	195	Sr.
	32	Muhammad Abdulqaadir	5-7	200	Sr.
	24	Tom Koutsos	5-11	220	Sr.
PR	25	Brandon Robinson	5-11	195	Sr.
	1	Justin George	6-1	185	So.

2003 ILLINOIS STATE FOOTBALL TEAM STATS

TEAM STATISTICS	ISU	OPP
SCORING	136	126
Points Per Game	22.7	21.0
FIRST DOWNS	122	100
Rushing	66	47
Passing	50	41
Penalty	6	12
RUSHING YARDAGE	1346	809
Yards gained rushing	1424	1015
Yards lost rushing	78	206
Rushing Attempts	264	227
Average Per Rush	5.1	3.6
Average Per Game	224.3	134.8
TDs Rushing	11	6
PASSING YARDAGE	1035	1095
Att-Comp-Int	205-98-4	171-84-5
Average Per Pass	5.0	6.4
Average Per Catch	10.6	13.0
Average Per Game	172.5	182.5
TDs Passing	5	9
TOTAL OFFENSE	2381	1904
Total Plays	469	398
Average Per Play	5.1	4.8
Average Per Game	396.8	317.3
KICK RETURNS: #-YARDS	18-386	16-245
PUNT RETURNS: #-YARDS	14-105	17-78
INT RETURNS: #-YARDS	5-16	4-90
KICK RETURN AVERAGE	21.4	15.3
PUNT RETURN AVERAGE	7.5	4.6
INT RETURN AVERAGE	3.2	22.5
FUMBLES-LOST	7-2	12-6
PENALTIES-YARDS	63-627	40-388
Average Per Game	104.5	64.7
PUNTS-YARDS	41-1623	42-1603
Average Per Punt	39.6	38.2
Net punt average	37.7	35.7
TIME OF POSSESSION/GAME	30:33	29:27
3RD-DOWN CONVERSIONS	40/101	29/87
3rd-Down Pct	40%	33%
4TH-DOWN CONVERSIONS	5/10	3/6
4th-Down Pct	50%	50%
SACKS BY-YARDS	16-123	4-21
MISC YARDS	0	0
TOUCHDOWNS SCORED	16	17
FIELD GOALS-ATTEMPTS	8-11	2-3
PAT-ATTEMPTS	14-14	12-15
ATTENDANCE	33359	62622
Games/Avg Per Game	4/8340	2/31311

SCORE BY QUARTERS	1st	2nd	3rd	4th	Total
Illinois State	34	57	30	15	136
Opponents	41	24	14	47	126

2003 ILLINOIS STATE FOOTBALL INDIVIDUAL STATS

RUSHING	G	Att	Gain	Loss	Net Avg	TD	Long	Avg/G
JOHNSON, Demetru	6	84	495	10	485	5.8	6	49
EDWARDS, Sha-Ron	6	77	417	2	415	5.4	3	31
SOUZA, Mike	6	61	304	32	272	4.5	0	21
DAVIS, Tristan	5	16	81	5	76	4.8	1	27
BULLOCK, LaShawn	3	11	52	4	48	4.4	0	11
WHITEHEAD, Andre	2	5	37	0	37	7.4	0	12
NEWBY, Earl	4	3	20	0	20	6.7	1	10
LATTIMORE, Harry	1	3	15	0	15	5.0	0	8
VAUGHAN, Yance	2	1	2	0	2	2.0	0	2
KREGER, Kevin	6	2	1	1	0	0.0	0	1
TEAM	1	1	0	24	-24	-24.0	0	-24.0
Total.....	6	264	1424	78	1346	5.1	11	49
Opponents.....	6	227	1015	206	809	3.6	6	47

PASSING	G	Effic	Att-Cmp-Int	Pct	Yds	TD	Lng	Avg/G
SOUZA, Mike	6	95.79	194-93-4	47.9	1004	5	74	167.3
VAUGHAN, Yance	2	76.04	10-5-0	50.0	31	0	9	15.5
BUSSER, Brian	6	0.00	1-0-0	0.0	0	0	0	0.0
Total.....	6	94.36	205-98-4	47.8	1035	5	74	172.5
Opponents.....	6	114.43	171-84-5	49.1	1095	9	67	182.5

RECEIVING	G	No.	Yds	Avg	TD	Long	Avg/G
SMITH, Dwayne	6	33	420	12.7	2	74	70.0
BARBER, Ramon	6	14	130	9.3	0	30	21.7
MASSENGALE, Aver	5	12	144	12.0	1	24	28.8
JOHNSON, Demetru	6	12	73	6.1	0	20	12.2
ROBINSON, Lauren	6	6	81	13.5	2	22	13.5
LARSON, Mike	6	6	66	11.0	0	21	11.0
EDWARDS, Sha-Ron	6	5	21	4.2	0	14	3.5
WALKINS, Joe	4	3	48	16.0	0	28	12.0
JONES, LaMonte	3	2	2	1.0	0	2	0.7
FILIN, Alex	6	1	24	24.0	0	24	4.0
ARLIS, Victor	2	1	8	8.0	0	8	4.0
BULLOCK, LaShawn	3	1	8	8.0	0	8	2.7
KREGER, Kevin	6	1	5	5.0	0	5	0.8
DAVIS, Tristan	5	1	5	5.0	0	5	1.0
Total.....	6	98	1035	10.6	5	74	172.5
Opponents.....	6	84	1095	13.0	9	67	182.5

PUNT RETURNS	No.	Yds	Avg	TD	Long
WALKINS, Joe	6	26	4.3	0	14
PAPOCCIA, Andrew	4	46	11.5	0	29
KITTRELL, Leon	2	11	5.5	0	11
HOLAK, Pete	1	12	12.0	0	0
SISKOWIC, Camero	1	10	10.0	0	0
Total.....	14	105	7.5	0	29
Opponents.....	17	78	4.6	0	19

INTERCEPTIONS	No.	Yds	Avg	TD	Long
YEARGIN, Sam	1	5	5.0	0	5
OLIVER, Antwan	1	0	0.0	0	0
LARICK, Tyler	1	4	4.0	0	4
PAPOCCIA, Andrew	1	0	0.0	0	0
ROLLE, William	1	7	7.0	0	7
Total.....	5	16	3.2	0	7
Opponents.....	4	90	22.5	1	40

KICK RETURNS	No.	Yds	Avg	TD	Long
WALKINS, Joe	7	166	23.7	0	29
EDWARDS, Sha-Ron	5	131	26.2	0	35
JOHNSON, Demetru	2	20	10.0	0	20
KITTRELL, Leon	1	17	17.0	0	17
PAPOCCIA, Andrew	1	13	13.0	0	13
BULLOCK, LaShawn	1	17	17.0	0	15
LARSON, Mike	1	22	22.0	0	22
Total.....	18	386	21.4	0	35
Opponents.....	16	245	15.3	0	30

FUMBLE RETURNS	No.	Yds	Avg	TD	Long
Total.....	0	0	0.0	0	0
Opponents.....	0	0	0.0	1	0

SCORING	TD	FGs	Kick	Rush	Rcv	Pass	DXP	Saf	Points
CARROLL, Stephen	0	8-11	14-14	0-0	0	0-0	0	0	38
JOHNSON, Demetru	6	0-0	0-0	0-0	0	0-0	0	0	36
EDWARDS, Sha-Ron	3	0-0	0-0	0-0	0	0-0	0	0	18
SMITH, Dwayne	2	0-0	0-0	0-0	0	0-0	0	0	12
ROBINSON, Lauren	2	0-0	0-0	0-0	0	0-0	0	0	12
MASSENGALE, Aver	1	0-0	0-0	0-0	0	0-0	0	0	6
NEWBY, Earl	1	0-0	0-0	0-0	0	0-0	0	0	6
DAVIS, Tristan	1	0-0	0-0	0-0	0	0-0	0	0	6
SISKOWIC, Camero	0	0-0	0-0	0-0	0	0-0	0	1	2
SOUZA, Mike	0	0-0	0-0	0-1	0	0-1	0	0	0
Total.....	16	8-11	14-14	0-1	0	0-1	0	1	136
Opponents.....	17	2-3	12-15	1-1	1	1-1	0	1	126

TOTAL OFFENSE	G	Plays	Rush	Pass	Total	Avg/G
SOUZA, Mike	6	255	272	1004	1276	212.7
JOHNSON, Demetru	6	84	485	0	485	80.8
EDWARDS, Sha-Ron	6	77	415	0	415	69.2
DAVIS, Tristan	5	16	76	0	76	15.2
BULLOCK, LaShawn	3	11	48	0	48	16.0
WHITEHEAD, Andre	2	5	37	0	37	18.5
VAUGHAN, Yance	2	11	2	31	33	16.5
NEWBY, Earl	4	3	20	0	20	5.0
LATTIMORE, Harry	1	3	15	0	15	15.0
TEAM	1	1	-24	0	-24	-24.0
Total.....	6	469	1346	1035	2381	396.8
Opponents.....	6	398	809	1095	1904	317.3

FIELD GOALS	FGM-FGA	Pct	01-19	20-29	30-39	40-49	50-59	Lg	Blk
CARROLL, Stephen	8-11	72.7	0-0	4-4	0-1	4-6	0-0	48	1

FG SEQUENCE	Illinois State	OPPONENTS
Drake	(48),(22)	-
Illinois	(27),49,(28),(28)	(40),(28)
Truman State	-	-
Eastern Illinois	(44),(47),42	-
Florida Atlantic	38,(47)	-
Northern Iowa	-	52

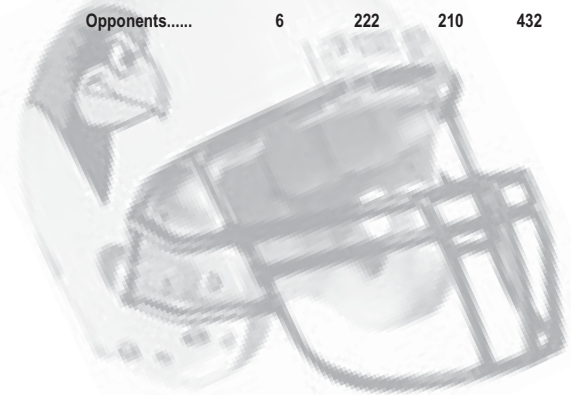
Numbers in parentheses indicate field goal was made.

PUNTING	No.	Yds	Avg	Long	TB	FC	I20	Blkd
MASKEL, Troy	28	1083	38.7	63	2	3	5	0
HOFFMAN, Ryan	12	518	43.2	58	2	2	4	1
TEAM	1	22	22.0	22	0	0	0	0
Total.....	41	1623	39.6	63	4	5	9	1
Opponents.....	42	1603	38.2	57	3	7	16	2

ALL PURPOSE	G	Rush	Rec	PR	KOR	IR	Tot	Avg/G
JOHNSON, Demetru	6	485	73	0	20	0	578	96.3
EDWARDS, Sha-Ron	6	415	21	0	131	0	567	94.5
SMITH, Dwayne	6	0	420	0	0	0	420	70.0
SOUZA, Mike	6	272	0	0	0	0	272	45.3
WALKINS, Joe	4	0	48	26	166	0	240	60.0
MASSENGALE, Aver	5	0	144	0	0	0	144	28.8
BARBER, Ramon	6	0	130	0	0	0	130	21.7
LARSON, Mike	6	0	66	0	22	0	88	14.7
DAVIS, Tristan	5	76	5	0	0	0	81	16.2
ROBINSON, Lauren	6	0	81	0	0	0	81	13.5
BULLOCK, LaShawn	3	48	8	0	17	0	73	24.3
PAPOCCIA, Andrew	5	0	0	46	13	0	59	11.8
WHITEHEAD, Andre	2	37	0	0	0	0	37	18.5
KITTRELL, Leon	6	0	0	11	17	0	28	4.7
FILIN, Alex	6	0	24	0	0	0	24	4.0
NEWBY, Earl	4	20	0	0	0	0	20	

2003 ILLINOIS STATE FOOTBALL DEFENSIVE STATS

DEFENSIVE LEADERS	GP	TACKLES				SACKS		PASS DEF			FUMBLES		BLKD	
		SOLO	AST	TOTAL	TFL/YDS	NO-YARDS	INT-YDS	BRUP	QBH	RCV-YDS	FF	KICK	SAF	
46 GRIGSBY,Boomer	6	45	45	90	10-26	3-15	.	1	1	1-0	1	.	.	
42 GILOT,Gean	6	26	33	59	10-17	1-4	.	1	2	1-0	.	.	.	
27 LARICK,Tyler	6	14	16	30	.	.	1-4	2	.	1-0	1	.	.	
36 ROLLE,William	6	16	13	29	3-14	3-14	1-7	.	.	1-0	.	.	.	
97 ROBINSON,Ray	6	19	9	28	7-40	4-31	.	1	8	
4 DAILEY,Cavari	5	19	9	28	9-33	1-10	.	2	1	.	1	.	.	
92 CHRESTMAN,Josh	6	12	12	24	4-19	2-15	.	.	3	
2 OLIVER,Antwan	6	19	5	24	1-1	.	1-0	9	
12 PAPOCCIA,Andrew	5	10	12	22	3-20	2-18	1-0	.	2	
54 SPLANT,Rick	6	14	6	20	1-3	
73 MARTINDALE,Just	6	7	13	20	5-20	3-15	.	.	4	.	.	1	.	
40 SISKOWIC,Camero	6	8	6	14	1	1	
1 YEARGIN,Sam	6	11	3	14	.	.	1-5	5	
23 GOVAN,Chris	6	11	2	13	1-1	.	.	1	.	.	1	.	.	
28 TEMPLE,James	6	10	3	13	
21 COLVIN,Cerone	4	6	6	12	1-0	
98 BLOUGH,Mike	6	6	3	9	2-4	.	.	2	1	
65 THORNE,Ryan	5	5	4	9	2-6	.	.	2	3	1-0	.	.	.	
25 KITTRELL,Leon	6	5	3	8	2-6	.	.	2	.	1-0	.	.	.	
52 TERRAZAS,Jesus	6	3	4	7	1-3	.	.	1	
44 CAMPBELL,Niall	6	4	3	7	2-1	2	.	.	
26 HOLAK,Pete	6	3	2	5	1	.	
96 KIRKLAND,Anthon	6	.	5	5	2	
47 HARRIS,Steve	4	3	1	4	
74 HARTMAN,Barry	6	3	1	4	.	.	.	2	1	.	1	.	.	
17 JACKSON,Cedric	3	1	3	4	
76 HEFFERNAN,Micha	4	.	2	2	1	
37 YEARBY,Sesamir	5	1	1	2	1-0	.	.	.	
5 SOUZA,Mike	6	1	.	1	
51 STEGEMAN,Mike	6	1	.	1	1	.	.	
55 WASHINGTON,Noah	6	.	1	1	
50 CONNER,Montel	3	.	1	1	
82 KREGGER,Kevin	6	1	.	1	
95 ROHRER,Nick	2	.	1	1	2	
32 NEWBY,Earl	4	1	.	1	
61 MELVILLE,Jeremy	6	1-0	.	.	.	
Total.....	6	285	228	513	64-214	16-123	5-16	31	31	8-0	8	3	1	
Opponents.....	6	222	210	432	29-55	4-21	4-90	28	1	2-0	3	1	1	



GAME-BY-GAME INDIVIDUAL STATS

Rushing (Att.-Yds.-TD)

Opponent	Bullock	Edwards	Johnson	Newby	Souza
Drake	INJ	16-152-2	20-82-1	1-5-0	4-23-0
@ Illinois	INJ	5-17-0	8-38-0	0-0-0	16-71-0
Truman St.	INJ	19-93-1	15-132-3	2-15-1	4-39-0
@ E. Illinois	8-48-0	7-15-0	20-159-1	0-0-0	13-45-0
Fla. Atlantic	0-0-0	17-98-0	13-49-0	DNP	15-83-0
N. Iowa	3-0-0	13-40-0	8-25-1	DNP	9-11-0
@ S. Illinois					
Western Ky.					
@ Y'town St.					
W. Illinois					
@ SMS					
Indiana St.					

Passing (Comp.-Att.-Int.-Yds.-TD)

Opponent	Souza	Vaughan
Drake	8-16-1-45-0	1-2-0-8-0
@ Illinois	33-56-0-385-2	DNP
Truman St.	8-11-0-109-1	4-8-0-23-0
@ E. Illinois	15-34-1-215-1	DNP
Fla. Atlantic	13-39-2-100-1	DNP
N. Iowa	16-38-0-150-0	DNP
@ S. Illinois		
Western Ky.		
@ Y'town St.		
W. Illinois		
@ SMS		
Indiana St.		

Receiving (No.-Yds.-TD)

Opponent	Barber	Edwards	Filin	Johnson	Jones	Larson	Massengale	Newby	Robinson	Smith	Walkins
Drake	3-13-0	0-0-0	0-0-0	1-(-4)-0	1-0-0	0-0-0	DNP	0-0-0	1-7-0	2-29-0	0-0-0
@ Illinois	6-37-0	1-(-1)-0	0-0-0	4-28-0	1-2-0	2-28-0	5-48-0	0-0-0	0-0-0	14-243-2	INJ
Truman St.	1-12-0	0-0-0	1-24-0	1-3-0	DNP	2-9-0	1-9-0	0-0-0	1-22-1	3-43-0	INJ
@ E. Illinois	4-68-0	0-0-0	0-0-0	2-16-0	DNP	0-0-0	2-43-0	0-0-0	1-4-0	4-50-0	2-34-0
Fla. Atlantic	0-0-0	2-2-0	0-0-0	2-0-0	DNP	1-21-0	2-14-0	DNP	2-39-1	3-16-0	0-0-0
N. Iowa	0-0-0	2-20-0	0-0-0	2-30-0	0-0-0	1-8-0	2-30-0	DNP	1-9-0	7-39-0	1-14-0
@ S. Illinois											
Western Ky.											
@ Y'town St.											
W. Illinois											
@ SMS											
Indiana St.											

Defense (Tackles-Sacks-Int.)

Opponent	Blough	Campbell	Chrestman	Dailey	Gilot	Govan	Grigsby	Harris	Hartman	Heffernan	Kirkland	Kittrell	Larrick
Drake	1-0-0	4-0-0	2-0-0	10-0-0	12-1-0	3-0-0	11-0-0	2-0-0	1-0-0	1-0-0	1-0-0	2-0-0	5-0-0
@ Illinois	1-0-0	2-0-0	4-0-0	2-0-0	9-0-0	1-0-0	21-0-0	0-0-0	0-0-0	1-0-0	0-0-0	1-0-0	8-0-0
Truman St.	1-0-0	1-0-0	5-0-0	INJ.	7-0-0	1-0-0	9-1-0	1-0-0	3-0-0	INJ	1-0-0	4-0-0	3-0-0
@ E. Illinois	1-0-0	0-0-0	2-0-0	6-1-0	9-0-0	7-0-0	11-1-0	1-0-0	0-0-0	INJ	0-0-0	0-0-0	6-0-0
Fla. Atlantic	2-0-0	0-0-0	10-1-0	6-0-0	11-0-0	1-0-0	17-0-0	DNP	0-0-0	0-0-0	1-0-0	0-0-0	2-0-0
N. Iowa	4-0-0	0-0-0	4-1-0	6-0-0	11-0-0	2-0-0	21-0-0	DNP	1-0-0	DNP	2-0-0	1-0-0	8-0-1
@ S. Illinois													
Western Ky.													
@ Y'town St.													
W. Illinois													
@ SMS													
Indiana St.													

Opponent	Martindale	Oliver	Papoccia	Robinson	Rolle	Siskowic	Splant	Temple	Terrazas	Thorne	Yeargin
Drake	6-1-0	3-0-0	6-0-0	5-0-0	2-0-0	4-0-0	5-0-0	3-0-0	2-0-0	1-0-0	1-0-0
@ Illinois	4-0-0	3-0-0	8-0-1	5-0-0	5-0-0	3-0-0	3-0-0	3-0-0	2-0-0	2-0-0	2-0-0
Truman St.	0-0-0	3-0-0	3-1-0	1-0-0	4-0-0	3-0-0	9-0-0	6-0-0	0-0-0	1-0-0	2-0-1
@ E. Illinois	2-1-0	5-0-1	5-1-0	6-3-0	1-1-0	0-0-0	1-0-0	0-0-0	0-0-0	2-0-0	4-0-0
Fla. Atlantic	3-0-0	6-0-0	0-0-0	5-1-0	9-0-0	1-0-0	1-0-0	0-0-0	1-0-0	INJ	3-0-0
N. Iowa	5-1-0	5-0-0	INJ	7-0-0	8-1-0	3-0-0	1-0-0	2-0-0	1-0-0	3-0-0	5-0-0
@ S. Illinois											
Western Ky.											
@ Y'town St.											
W. Illinois											
@ SMS											
Indiana St.											

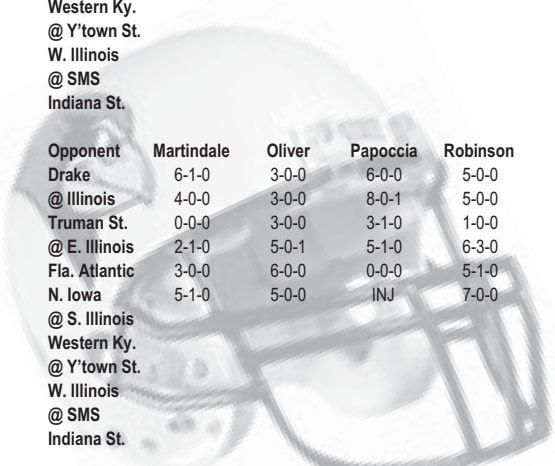
KICKOFFOLOGY

Kickoffs	27
Touchbacks	10
Returns	13
Out of Bounds	0
Fair Catch/Downed	1
Onside Kick	2
Average Starting Position	23.2

POINTS OFF TURNOVERS

Opponent	ISU's Scoring off TOs
Drake	14 (2 TDs)
@ Illinois	3 (1 FG)
Truman St.	14 (2 TDs)
@ E. Illinois	0
Fla. Atlantic	7 (1 TD)
N. Iowa	0
@ S. Illinois	
Western Ky.	
@ Y'town St.	
W. Illinois	
@ SMS	
Indiana St.	
Total	38 (5 TDs, 1 FG)

Opponent	Scoring off TOs
Drake	0
@ Illinois	7 (1 TD)
Truman St.	0
@ E. Illinois	7 (1 TD)
Fla. Atlantic	7 (1 TD)
N. Iowa	0
@ S. Illinois	
Western Ky.	
@ Y'town St.	
W. Illinois	
@ SMS	
Indiana St.	
Total	21 (3 TDs)

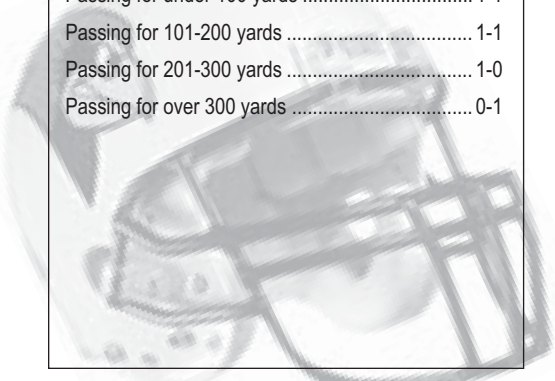


ILLINOIS STATE'S RECORD WHEN ...

Home	2-2
Road	1-1
Gateway	0-1
Grass	0-0
Turf	3-3
Day	1-3
Night.....	2-0
Score first.....	1-2
Opponent scores first.....	2-1
Leading after first quarter.....	2-1
Tied after first quarter.....	0-1
Trailing after first quarter.....	1-1
Leading at halftime.....	2-1
Tied at halftime.....	0-0
Trailing at halftime.....	1-2
Leading after third quarter.....	2-1
Tied after third quarter.....	0-0
Trailing after third quarter.....	1-2
Scoring 10 or less points.....	0-2
Scoring 11-20 points.....	0-0
Scoring 21-30 points.....	2-1
Scoring 31-40 points.....	0-0
Scoring 41 or more points.....	1-0
Allowing 10 or less points.....	1-0
Allowing 11-20 points.....	2-1
Allowing 21-30 points.....	0-1
Allowing 31-40 points.....	0-0
Allowing 41 or more points.....	0-1
Having less turnovers.....	2-1
Having more turnovers.....	0-1
Same number of turnovers.....	1-1
Scoring a defensive touchdown.....	0-0
Allowing a defensive touchdown.....	1-0
Scoring a special team touchdown.....	0-0
Allowing a special team touchdown.....	0-1
Rushing for under 100 yards.....	0-1
Rushing for 101-200 yards.....	0-1
Rushing for 201-300 yards.....	2-1
Rushing for over 300 yards.....	1-0
Passing for under 100 yards.....	1-1
Passing for 101-200 yards.....	1-1
Passing for 201-300 yards.....	1-0
Passing for over 300 yards.....	0-1

ILLINOIS STATE SCORING PLAYS/DRIVES

Qtr.	Opponent	Time	Scoring Play	Conversion	Plays-Yds.	TOP	Score
1	Drake	4:20	Johnson 17-yard run	Carroll kick	5-67	1:58	6-7
2	Drake	4:44	Edwards 15-yard run	Carroll kick	11-65	5:23	14-6
2	Drake	:44	Carroll 48-yard field goal		8-35	2:28	17-6
3	Drake	12:10	Edwards 31-yard run	Carroll kick	2-37	:36	24-6
4	Drake	10:16	Carroll 22-yard field goal		4-5	1:17	27-6
2	Illinois	7:35	Carroll 27-yard field goal		14-59	6:53	3-21
3	Illinois	7:28	Smith 10-yard pass from Souza	Carroll kick	13-78	5:26	10-31
3	Illinois	5:38	Carroll 28-yard field goal		5-32	1:50	13-31
3	Illinois	1:13	Smith 74-yard pass from Souza	Pass failed	4-80	2:00	19-38
4	Illinois	0:00	Carroll 28-yard field goal		12-58	1:58	22-49
1	Truman State	12:00	Johnson 1-yard run	Carroll kick	5-21	2:18	7-0
1	Truman State	5:00	Robinson 22-yard pass Souza	Carroll kick	4-27	2:22	14-0
1	Truman State	:50	Johnson 49-yard run	Carroll kick	5-77	1:49	21-0
2	Truman State	13:26	Edwards 5-yard run	Carroll kick	4-41	1:28	28-0
2	Truman State	8:11	Davis 1-yard run	Carroll kick	9-36	3:45	35-0
2	Truman State	1:00	Johnson 3-yard run	Carroll kick	11-80	4:30	42-0
3	Truman State	2:39	Newby 10-yard run	Carroll kick	4-20	1:37	49-0
1	Eastern Illinois	9:01	Carroll 44-yard field goal		8-38	3:12	3-7
1	Eastern Illinois	:51	Carroll 47-yard field goal		11-55	4:58	6-14
2	Eastern Illinois	6:02	Massengale 24-yard pass from Souza	Rush failed	10-89	3:00	12-14
4	Eastern Illinois	9:49	Team safety				14-14
4	Eastern Illinois	8:25	Johnson 49-yard run	Carroll kick	3-58	1:18	21-14
2	Florida Atlantic	9:31	Robinson 21-yard pass from Souza	Carroll kick	7-66	2:34	7-0
2	Florida Atlantic	:06	Carroll 47-yard field goal		14-60	2:20	10-14
2	Northern Iowa	7:11	Johnson 16-yard run	Carroll kick	9-60	3:36	7-0



OPPONENT SCORING PLAYS/DRIVES

Qtr.	Opponent	Time	Scoring Play	Conversion	Play-Yds.	TOP	Score
1	Drake	6:26	Taylor 1-yard run	kick failed	3-69	1:07	0-6
4	Drake	2:48	Moroni 17-yard pass from Jostes	McGlade kick	8-85	2:32	13-27
1	Illinois	7:23	Kornfeld 32-yard pass from Beutjer	Gockman kick	4-63	1:47	0-7
1	Illinois	4:28	Hayden 41-yard pass from Beutjer	Gockman kick	5-58	1:43	0-14
1	Illinois	2:03	Hurst 30-yard pass from Beutjer	Gockman kick	3-41	1:11	0-21
2	Illinois	1:18	Gockman 40-yard field goal		15-63	6:17	3-24
2	Illinois	0:00	Williams 66-yard blocked FG	Gockman kick			3-31
3	Illinois	3:13	Virgil 35-yard run	Gockman kick	5-65	2:25	13-38
4	Illinois	10:06	Haywood 4-yard pass from Beutjer	Hayden pass	8-59	3:53	19-46
4	Illinois	1:58	Gockman 28-yard field goal		12-78	5:33	19-49
4	Truman State	5:25	Eads 11-yard run	Kramphoefner kick	9-60	3:10	6-49
1	Eastern Illinois	12:20	Miller 32-yard interception return	Kuehn kick			0-7
1	Eastern Illinois	6:00	Voss 35-yard pass from Vincent	Kuehn kick	6-80	3:01	3-14
2	Florida Atlantic	6:21	Crissinger-Hill 67-yard pass from Allen	Myers kick	2-69	0:51	7-7
2	Florida Atlantic	2:34	Crissinger-Hill 9-yard pass from Allen	Myers kick	6-51	2:37	7-14
3	Florida Atlantic	6:03	Jackson 9-yard run	Myers kick	4-36	1:29	10-21
4	Florida Atlantic	14:37	Sanchez 21-yard run	Myers kick	6-59	1:02	10-28
4	Northern Iowa	14:46	Team safety				7-2
4	Northern Iowa	14:23	Cutright 58-yard pass from Petrie	Freeney rush	2-58	0:17	7-10
4	Northern Iowa	6:55	Freeney 4-yard run	kick failed	5-67	1:29	7-16

RANKING THE REDBIRDS NATIONALLY

Team Statistics

Rushing Offense	17	224.33
Passing Offense	75	172.50
Total Offense	30	396.83
Scoring Offense	71	22.67
Rushing Defense	42	134.83
Pass Efficiency Defense	51	114.41
Total Defense	38	317.33
Scoring Defense	44	21.00
Net Punting	12	37.68
Punt Returns	82	7.50
Kickoff Returns	43	21.44
Turnover Margin	30	+0.83
Pass Defense	52	182.50
Passing Efficiency	103	94.36

Individual Statistics in the Top 30

Stephen Carroll-Field Goals	11	1.33
-----------------------------	----	------

GFC PLAYERS OF THE WEEK

Offense

Dwayne Smith	9/7
Demetrus Johnson	9/14
Mike Stegeman	9/21

FOOTBALL GAZETTE PLAYERS OF THE WEEK

Offense

Dwayne Smith	9/8
--------------	-----

PRONUNCIATION KEY

Ramon Barber	Ruh-MON
Mike Blough	rhymes with Plow
Brian Busser	BUS-er
Nial Campbell	NILE
Cerone Colvin	suh-ROAN COHL-vin
J.P. Dundas	DONE-dus
Sha-Ron Edwards	sha-ROn
Alex Filin	FILL-in
Evan Allen-Gessesse	ga-SES-a
Gean Gilot	gene guh-LOT
Pete Holak	HOLE-ak
LaMonte Jones	la-MONT-aye
Kevin Kreger	CREE-ger
Joe Pantoja	pan-TOY-yuh
Andrew Papoccia	puh-POE-see
Matt Pezdek	PEZ-deck
Adam Redenius	ruh-DEEN-yus
Laurént Robinson	La-RAUNT
Nick Rohrer	ROAR-er
William Rolle	ROLL
Cameron Siskowic	SIS-co-wick
Mike Souza	SUE-za
Steve Statz	STAHTZ
Mike Stegeman	STEG-eh-man
Jesus Terrazas	ter-RAH-zus
Ryan Thorne	THORN
Shawn Wiza	WIZ-ah
Sesamir Yearby	SEZ-meer
Sam Yeargin	YEER-gun



THE REDBIRD RECORD BOOK**ISU Career Rushing Yards by a QB**

1. Adrian Wilson (1988-92)	725
3. Kevin Glenn (1997-00)	561
- Mike Souza (2002-)	496

ISU Career Passing Yards

1. Kevin Glenn (1997-00)	8,251
11. Butch Monaghan (1976-79)	2,436
12. Mike Souza (2002-)	2,408

ISU Career Passing TDs

1. Kevin Glenn (1997-00)	62
8. Adrian Wilson (1988-92)	17
- Mike Souza (2002-)	13

ISU Career Receptions

1. Rickey Garrett (1996-99)	177
10. Clarence Miller (1987-91)	81
Jim Fitzpatrick (1977-80)	81
- Dwayne Smith (2002-)	72

ISU Career Receiving Yards

1. Rickey Garrett (1996-99)	2,719
10. Kevin Dixson (1993-94)	1,012
- Dwayne Smith (2002-)	890

ISU Career TD Receptions

1. Rickey Garrett (1996-99)	22
8. Four players with	7
- Dwayne Smith (2002-)	5

ISU Career Total Yards (Net)

1. Kevin Glenn (1997-00)	8,812
9. Wes Bair (1951-54)	3,110
10. Mike Souza (2002-)	2,904

ISU Career Tackles

1. Galen Scott (1997-00)	579
4. Ryan Szokola (1997-00)	397
5. Boomer Grigsby (2001-)	362
10. Tim Angsten (1995-97, 1999)	320
- Andrew Papoccia (2000-)	218

ISU Career Sacks

1. John Kropke (1984-87)	25
6. Ray Robinson (2000-)	15
Eric Johnson (1994-96)	15
8. Andrew Papoccia (2000-)	14.5
10. Scott Underwood (1986-89)	13.5
Brian Gant (1983-86)	13.5
- Boomer Grigsby (2001-)	9.5

ISU Career Tackles for Loss

1. John Kropke (1984-87)	54
5. Brian Gant (1983-86)	36
6. Andrew Papoccia (2000-)	30
7. Boomer Grigsby (2001-)	29
Wilbert Brown (1988-91)	29
9. Scott Underwood (1986-89)	28
10. Darren Neputy (1987-90)	27
- Ray Robinson (2000-)	25

ISU Career Field Goals

1. Todd Kurz (1993-96)	59
2. Paul Politi (1983-86)	50
3. Stephen Carroll (2001-)	33
Rick Seitz (1987-90)	33

ISU Career PATs

1. Jake Strader (1997-00)	141
5. Issac Camargo (1978-81)	74
6. Stephen Carroll (2001-)	72

ISU Consecutive PATs Made

1. Paul Politi (1983-86)	85
2. Stephen Carroll (2001-)	63

THE SPORTS NETWORK/CSTV POLL

Team (first place votes)	Pts.	Prv. Rank
1. McNeese State (74)	2,552	1
2. Western Illinois (18)*	2,480	2
3. Villanova (9)	2,392	3
4. Delaware (1)	2,253	4
5. Furman (1)	2,127	7
6. Montana	2,033	8
7. Massachusetts	1,890	9
8. Southern Illinois*	1,739	11
9. Western Kentucky (1)*	1,626	6
10. Wofford	1,571	12
11. Georgia Southern	1,393	13
12. Northern Iowa*	1,298	16
13. Bethune-Cookman	1,244	5
17. Northern Arizona	1,183	17
15. Pennsylvania	1,145	15
18. Grambling State	969	18
19. Colgate	919	22
22. Southern	791	22
10. Northeastern	748	10
21. Northwestern State	618	21
23. Maine	554	23
25. Idaho State	365	25
23. Harvard	289	NR
20. Cal-Poly	277	20
14. Fordham	226	14

*Gateway Football Conference member
Future Illinois State opponent

ESPN/USA TODAY POLL

Team (first place votes)	Pts.	Prv. Rank
1. McNeese State (33)	1,082	1
2. Western Illinois (6)*	1,048	2
3. Villanova (3)	1,008	3
4. Delaware	959	4
5. Furman (1)	909	6
6. Montana	834	8
7. Massachusetts	792	9
8. Southern Illinois*	732	11
9. Western Kentucky (1)*	688	5
10. Wofford	677	12
11. Georgia Southern	577	13
12. Bethune-Cookman	518	7
13. Northern Iowa	501	15
14. Northern Arizona	466	18
15. Pennsylvania	446	17
16. Grambling State	428	16
17. Colgate	401	19
18. Southern	385	21
19. Northeastern	338	10
20. Northwestern State	255	22
21. Maine	219	23
22. Idaho State	167	25
23. Cal Poly	138	20
24. Harvard	137	NR
25. Fordham	96	14

*Gateway Football Conference member
Future Illinois State opponent

REDBIRDS IN THE POLLS

	TSN/CSTV	USA Today/ESPN
Pre-season	NR	NR
Week 1	NR	No Poll
Week 2	NR	NR
Week 3	NR	NR
Week 4	23	24
Week 5	NR	NR
Week 6	NR	NR

THE LAST TIME ILLINOIS STATE ...

Had Two 100-Yard Rushers: Willie Watts (145) and Walter James (109) vs. West Virginia Tech, 8/31/00
Had a 70-Yard Run: 77, Willie Watts vs. Northern Iowa, 10/27/01
Had a 70-Yard Pass Completion: 74, Mike Souza to Dwayne Smith at Illinois, 9/6/03
Had a 200-Yard Rusher: 210, Quincy Washington vs. Quincy, 9/7/02
Had a 300-Yard Passer: 385, Mike Souza at Illinois, 9/6/03
Had a Player with 300 Yards Total Offense: 456, Mike Souza at Illinois, 9/6/03
Had a Player with 10 Receptions: 14, Dwayne Smith at Illinois, 9/6/03
Had a Player with 100 Yards Receiving: 243, Dwayne Smith at Illinois, 9/6/03
Had a Player Score 3 TDs: 3, Demetrus Johnson vs. Truman State, 9/13/03
Had a Player Pass for 3 TDs: 3, Michael Souza at Northern Iowa, 10/26/02
Had a Player Rush for 3 TDs: 3, Demetrus Johnson vs. Truman State, 9/13/03
Had a Player Kick 3 FGs: Stephen Carroll vs. SMS, 10/5/02
Had a Player Kick a 50-Yard FG: 56, Stephen Carroll vs. Youngstown State, 11/9/02
Had an Interception Returned for a TD: Scott Cook (12 yards) vs. Prairie View A&M, 10/21/00
Had a Fumble Return for a TD: David Bull (6 yards) vs. SMS, 11/18/00
Had a Kickoff Return for a TD: Aveion Cason (100 yards) vs. Western Illinois, 11/6/99
Had a Punt Return for a TD: Warren Calhoun (62 yards) vs. SMS, 9/6/86
Had a Player Return a Blocked FG for a TD: Armando Andrade (85 yards) vs. West Virginia Tech, 8/31/00
Had a Player Return a Blocked Punt for a TD: Justin Frierson (28 yards) vs. Prairie View A&M, 10/21/00
Had a Player with 20 Tackles: 23, Boomer Grigsby vs. Southern Illinois, 10/19/02
Had 400 Yards Rushing: 405 vs. Youngstown State, 11/14/98
Had 300 Yards Rushing: 390 vs. Truman State, 9/13/03
Had 400 Yards Passing: 406 vs. Truman State, 9/2/99
Had 300 Yards Passing: 385, at Illinois, 9/6/03
Had 500 Yards Total Offense: 544 vs. Truman State, 9/13/03
Had 30 First Downs: 31 vs. Quincy, 9/7/02
Had 50 Points: 55 vs. Quincy, 9/7/02
Had 5 Fumbles Lost: 5 vs. Western Michigan, 9/17/88
Had Scored a Safety: at Eastern Illinois (blocked punt), 9/20/03
Shut out an Opponent: Illinois State 64, Prairie View A&M 0, 10/21/00
Was Shut Out: Western Kentucky 9, Illinois State 0, 11/2/02
Held an Opponent Below 200 Total Yards: 184, SMS, 11/18/00
Held an Opponent Below 100 Yards Rushing: 76 vs. Florida Atlantic, 9/27/03
Held an Opponent Below 50 Yards Rushing: 41, West Virginia Tech, 8/31/00
Held an Opponent Below 100 Yards Passing: 77, at Western Kentucky, 11/2/02
Held an Opponent Below 50 Yards Passing: 24, Quincy, 9/7/02

Illinois State in the Redzone

Opponent	Times	Times	Total	Rush	Pass	Total	FGs	-Failed to score inside 20-					Game
	in 20	Scored	Pts.	TDs	TDs	TDs	Made	FGA	Downs	Int	Fum	Half	
Drake	3	3	17	2	0	2	1	0	0	0	0	0	0
@ Illinois	5	4	16	1	0	1	3	0	0	0	1	0	0
Truman St.	7	6	42	5	1	6	0	0	0	0	0	1	0
@ E. Illinois	0	0	0	0	0	0	0	0	0	0	0	0	0
Fla. Atlantic	1	0	0	0	0	0	0	1	0	0	0	0	0
N. Iowa	1	1	7	1	0	1	0	0	0	0	0	0	0
@ S. Illinois													
Western Ky.													
@ Y'twon St.													
W. Illinois													
@ SMS													
Indiana St.													
Totals (82.4%)	17	14	82	8	2	10	4	1	0	0	1	1	0

Opponents in the Redzone

Opponent	Times	Times	Total	Rush	Pass	Total	FGs	-Failed to score inside 20-					Game
	in 20	Scored	Pts.	TDs	TDs	TDs	Made	FGA	Downs	Int	Fum	Half	
Drake	3	2	13	1	1	2	0	0	1	0	0	0	0
@ Illinois	2	2	11	1	0	1	1	0	0	0	0	0	0
Truman St.	1	1	6	1	0	1	0	0	0	0	0	0	0
@ E. Illinois	0	0	0	0	0	0	0	0	0	0	0	0	0
Fla. Atlantic	3	2	14	1	1	2	0	0	0	0	0	1	0
N. Iowa	2	1	6	1	0	1	0	0	0	0	1	0	0
@ S. Illinois													
Western Ky.													
@ Y'twon St.													
W. Illinois													
@ SMS													
Indiana St.													
Totals (72.7%)	11	8	50	4	3	7	1	0	1	0	1	1	0

Game-by-Game (ISU/Opponent)

Opponent	Score	1st Downs	Rushing	Passing	Pass Yards	Plays	Total Yds	Ret Yds	Pen Yds	TOs
Drake	27-13	15/14	46-282/33-61	9-18-1/19-37-0	53/247	64/70	335/308	71/40	70/44	1/2
@ Illinois	22-49	27/23	29-133/41-254	33-56-0/16-24-1	385/207	85/65	511/461	154/29	70/50	2/1
Truman St.	49-6	26/12	61-390/23-51	12-19-0/15-36-1	132/141	80/59	522/192	63/156	122/25	0/2
@ E. Illinois	21-14	23/16	48-267/33-72	15-35-1/13-28-1	215/139	83/61	482/211	108/76	180/85	1/1
Fla. Atlantic	10-28	18/16	46-229/41-76	13-39-2/15-26-0	100/226	85/67	329/302	69/86	112/110	2/2
N. Iowa	7-16	13/19	34-52/56-295	16-38-0/6-20-2	150/135	72/76	202/430	42/7	73/74	0/3
@ S. Illinois										
Western Ky.										
@ Y'town St.										
W. Illinois										
@ SMS										
Indiana St.										
Totals	136-126	122/100	264-1346/227-1015	98-205-4/84-171-5	1035/1095	469/398	2381/1904	507/413	627/388	6/11

3rd-Down Conversions (ISU/Opponent)

Opponent	Score	Overall	1st Qtr	2nd Qtr	3rd Qtr	4th Qtr	OT
Drake	27-13	4-14/4-18	0-2/1-4	3-5/0-4	0-3/2-6	1-4/1-4	0-0/0-0
@ Illinois	22-49	7-17/7-12	1-4/2-3	2-4/2-3	2-4/1-3	2-5/2-3	0-0/0-0
Truman St.	49-6	12-16/3-15	2-3/1-5	4-4/0-3	3-5/2-4	3-4/0-3	0-0/0-0
@ E. Illinois	21-14	8-17/4-13	1-4/1-2	3-5/1-4	2-4/1-4	2-4/1-4	0-0/0-0
Fla. Atlantic	10-28	4-18/6-15	0-4/0-3	4-7/1-3	0-5/1-4	0-2/4-5	0-0/0-0
N. Iowa	7-16	4-18/5-14	1-4/1-3	2-5/2-4	0-3/2-5	1-6/0-2	0-0/0-0
@ S. Illinois							
Western Ky.							
@ Y'town St.							
W. Illinois							
@ SMS							
Indiana St.							
Totals	136-126	39-100/29-87	5-21/6-20	17-30/6-21	7-24/9-26	9-25/8-21	0-0/0-0

4th-Down Conversions (ISU/Opponent)

Opponent	Score	Overall	1st Qtr	2nd Qtr	3rd Qtr	4th Qtr	OT
Drake	27-13	0-0/1-3	0-0/0-1	0-0/0-1	0-0/0-0	0-0/1-1	0-0/0-0
@ Illinois	22-49	3-3/0-0	0-0/0-0	1-1/0-0	1-1/0-0	1-1/0-0	0-0/0-0
Truman St.	49-6	0-0/2-2	0-0/0-0	0-0/0-0	0-0/0-0	0-0/2-2	0-0/0-0
@ E. Illinois	21-14	0-1/0-1	0-0/0-0	0-1/0-0	0-0/0-0	0-0/0-1	0-0/0-0
Fla. Atlantic	10-28	1-3/0-0	0-0/0-0	1-1/0-0	0-1/0-0	0-1/0-0	0-0/0-0
N. Iowa	7-16	1-3/0-0	0-0/0-0	1-1/0-0	0-0/0-0	0-2/0-0	0-0/0-0
@ S. Illinois							
Western Ky.							
@ Y'town St.							
W. Illinois							
@ SMS							
Indiana St.							
Totals	136-126	5-10/3-6	0-0/0-1	3-4/0-1	1-2/0-0	1-4/3-4	0-0/0-0

ILLINOIS STATE STARTER NOTES

REDBIRD OFFENSE

LT	51 Mike Stegeman (So.-1L • 6-5 • 285 • Chatham, Ill.)	Started every game since his redshirt season; named GFC Lineman of the Week after EIU.
LG	64 Stafford Davis (So.-1L • 6-1 • 280 • Orange Park, Fla.)	<i>Football Gazette</i> Preseason 2nd Team All-American; started every game after redshirting his first year.
C	61 Jeremy Melville (Jr.-2L • 6-4 • 266 • Wisconsin Rapids, Wis.)	Preseason Gateway Honorable Mention selection; most experienced lineman on the squad.
RG	69 Jim Ferguson (Sr.-2L • 6-3 • 267 • Morton, Ill.)	One of five Redbird captains; GFC Offensive Lineman of the Week selection last season (10/26).
RT	62 Matt Pezdek (Jr.-1L • 6-4 • 308 • Brookfield, Ill.)	Started the last three games at right tackle.
WR	80 Dwayne Smith (Sr.-1L • 6-3 • 194 • Rantoul, Ill.)	First in the Gateway in receptions per game (5.50) and receiving yards per game (70.0)
WR	9 Joe Walkins (Sr.-1L • 6-0 • 201 • Uniondale, N.Y.)	Slowed with a hamstring injury, but in three games has three catches for 48 yards.
TE	83 Steve Statz (Jr.-2L • 6-5 • 264 • Wisconsin Rapids, Wis.)	Started the last three games, but has yet to record a catch.
QB	5 Mike Souza (Sr.-1L • 6-0 • 177 • Royal Oaks, Calif.)	Has been limited to a total of 250-yards passing in his last two games.
RB	20 Demetrus Johnson (Jr.-TR • 5-9 • 185 • Milwaukee, Wis.)	Ran for back-to-back 100-yard games with 159 at Eastern Illinois and 132 against Truman State.
FB	82 Kevin Kreger (So.-1L • 6-0 • 226 • Frankfort, Ill.)	Posted his first rush and catch of his career against Truman State.

REDBIRD DEFENSE

DE	98 Mike Blough (So.-1L • 6-5 • 224 • Leonard, Mich.)	Has 10 tackles and two TFLs on the season.
DT	65 Ryan Thorne (Fr.-RS • 6-2 • 237 • Vista, Calif.)	Returns to the starting line-up after missing the FAU game due to injury.
DT	73 Justin Martindale (Fr.-RS • 6-3 • 260 • Wadsworth, Ill.)	Second on the team with three sacks; also has five TFLs.
DE	97 Ray Robinson (Sr.-3L • 6-2 • 230 • Trenton, N.J.)	Preseason All-GFC First Team selection; leads the team with four sacks.
WHIP	12 Andrew Papoccia (Sr.-3L • 5-11 • 191 • Sterling, Ill.)	Missed the UNI game with an abdominal strain.
ILB	42 Gean Gilot (Sr.-2L • 6-0 • 202 • Immokolee, Fla.)	Returned to starting line-up after ACL tear at 2002 opener at Purdue; second on the team with 59 stops.
ILB	46 Boomer Grigsby (Jr.-2L • 6-0 • 245 • Canton, Ill.)	Reigning NCAA tackle leader; leads the team with 90 tackles, 49 solos, and 10 TFLs.
ROVER	4 Cavari Dailey (Fr.-RS • 6-1 • 203 • Plantation, Fla.)	Fourth on the team in tackles with 30, including eight TFLs.
RC	1 Sam Yeargin (Jr.-2L • 5-11 • 175 • Lauderdale, Fla.)	Started the last three games and had his second career pick vs. Truman.
LC	2 Antwan Oliver (Jr.-TR • 5-10 • 168 • Ft. Lauderdale, Fla.)	Leads the secondary with nine pass break-ups and got his first interception of the year at EIU.
FS	27 Tyler Larick (Jr.-TR • 6-1 • 201 • Chualar, Calif.)	Third on the team in tackles with 32, including 16 solos; got his first career INT against UNI.

REDBIRD DEFENSE

PK	99 Stephen Carroll (Jr.-2L • 5-11 • 180 • O'Fallon, Ill.)	Kicked 63 straight PATs and is 8-for-11 on field goals; No. 11 nationally in FG per game.
P	49 Troy Maskel (So.-1L • 6-3 • 247 • Georgetown, Ill.)	In 28 kicks this season, averaging 38.7 yards per punt with five inside the 20.
LS	33 J.P.Dundas (Jr.-1L • 6-0 • 214 • Lockport, Ill.)	Missed the first game due to shoulder injury, but has snapped ever since.
SS	60 Geoff Pearson (Jr.-Sq. • 6-2 • 275 • Naperville, Ill.)	Back-up center that is in his first year as the short snapper.
HD	16 Brian Busser (So.-Sq. • 6-1 • 184 • Stillman Valley, Ill.)	Former quarterback turned wide receiver, but is still listed as the third QB on the depth chart
KR	9 Joe Walkins (Sr.-1L • 6-0 • 201 • Uniondale, N.Y.)	Has returned seven kicks for an average of 23.7 yards per game.
PR	9 Joe Walkins (Sr.-1L • 6-0 • 201 • Uniondale, N.Y.)	Averaging 4.3 yards per return on his six punt returns.

ILLINOIS STATE ALPHABETICAL ROSTER

No.	Name	Pos.	Ht.	Wt.	Yr.	Hometown (HS/Previous College)
24	Evan Allen-Gessesse	DB	5-11	185	Jr.-TR	Chicago, IL (Gordon Tech/Joliet JC)
78	Kory Andersen	OL	6-2	267	Fr.-RS	Hanska, MN (St. James)
41	Victor Arlis	RB	6-1	215	Fr.-RS	Glendale Heights, IL (Driscoll)
13	Ramon Barber	WR	6-0	188	So.-1L	West Palm Beach, FL (Palm Beach Gardens)
98	Mike Blough	DE	6-5	224	So.-1L	Leonard, MI (Brother Rice)
38	Tristan Borzick	FB	6-0	220	Fr.-HS	Pleasant Prairie, WI (Tremper)
10	John Braddock	QB	6-2	195	Fr.-HS	Pampa, TX (Pampa)
34	LaShawn Bullock	RB	5-7	166	Fr.-RS	Milwaukee, WI (Vincent)
16	Brian Busser	WR	6-1	184	So.-Sq.	Stillman Valley, IL (Stillman Valley)
29	Jesse Caesar	DB	6-0	170	Fr.-HS	Rockledge, FL (Rockledge)
44	Niall Campbell	LB	6-2	226	Fr.-RS	Lemont, IL (Chicago Mt. Carmel)
99	Stephen Carroll	K	5-11	180	Jr.-2L	O'Fallon, IL (O'Fallon)
92	Josh Chrestman	DL	6-4	255	Jr.-TR	Sandwich, IL (Sandwich/Joliet JC)
21	Cerone Colvin	DB	5-9	181	Sr.-3L	St. Louis, MO (Hazelwood East)
50	Montel Conner	DE	6-2	228	So.-Sq.	Decatur, IL (Eisenhower)
58	Ross Crampton	LB	6-2	212	Fr.-HS	Joliet, IL (Joliet Catholic Academy)
4	Cavari Dailey	DB	6-1	203	Fr.-TR	Plantation, FL (Plantation/Auburn)
64	Stafford Davis	OL	6-1	280	So.-1L	Orange Park, FL (Clay)
19	Jonathan Deloach	WR	6-2	185	Fr.-HS	West Palm Beach, FL (Palm Beach Gardens)
75	Janiah Downing	OL	6-3	310	Fr.-RS	North Marion, FL (North Marion)
33	J.P. Dundas	RB	6-0	214	Jr.-1L	Lockport, IL (Providence Catholic/St. Xavier)
31	Sha-Ron Edwards	RB	6-0	201	Sr.-1L	Uniondale, NY (Longwood/C. Conn. St.)
69	Jim Ferguson	OL	6-3	267	Sr.-2L	Morton, IL (Morton/Ilinois)
3	Alex Filin	FB	6-4	214	Fr.-RS	Skokie, IL (Niles West)
42	Gean Gilot	LB	6-0	202	Sr.-2L	Immokolee, FL (Immokolee)
56	Darius Givens	LB	6-1	190	Fr.-HS	Tallahassee, FL (Lincoln)
23	Chris Govan	DB	6-0	187	So.-1L	Milwaukee, WI (Vincent)
46	Boomer Grigsby	LB	6-0	245	Jr.-2L	Canton, IL (Canton)
47	Steve Harris	DB	6-0	185	Fr.-TR	Rockford, IL (Boylan/Ilinois)
74	Barry Hartman	DL	6-5	270	Fr.-HS	Manitowoc, WI (Lincoln)
76	Michael Heffernan	DL	6-1	337	Fr.-RS	Hawthorn Woods, IL (Lake Zurich)
7	Kyle Hill	WR	5-11	180	Fr.-HS	Longwood, FL (Wintersprings)
14	Ryan Hoffman	P/K	6-2	186	So.-1L	Stevens Point, WI (Area)
26	Pete Holak	DB	5-10	195	Sr.-Sq.	Canton, IL (Canton)
93	Horrace Holloway	DL	6-1	295	Fr.-HS	West Palm Beach, FL (Palm Beach Gardens)
86	Jason Horton	WR	6-0	170	Fr.-HS	Bolingbrook, IL (Neuqua Valley)
71	Jeff Huntzinger	OL	6-3	275	Fr.-HS	Tulsa, OK (Union)
17	Cedric Jackson	DB	5-11	188	Sr.-2L	Winter Garden, FL (West Orange)
20	Demetrus Johnson	RB	5-9	185	Jr.-TR	Milwaukee, WI (Homestead/Minnesota)
91	Nate Johnson	DL	6-3	222	Fr.-HS	Longwood, FL (Lake Brantley)
85	LaMonte Jones	WR	5-11	178	Sr.-1L	Fresno, CA (Fresno/Fresno City College)
84	Clint Keller	TE	6-3	235	Fr.-HS	Lexington, KY (Paul Laurence Dunbar)
96	Anthony Kirkland	DL	6-2	245	Fr.-HS	Gary, IN (West Side)
25	Leon Kittrell	DB	5-9	165	Fr.-RS	Oak Creek, WI (Oak Creek)
82	Kevin Kreger	TE	6-0	226	So.-1L	Frankfort, IL (Lincoln-Way)
27	Tyler Larick	DB	6-1	201	Jr.-TR	Chualar, CA (Salinas/Hartnell)
89	Mike Larson	TE	6-4	235	Jr.-1L	Palatine, IL (Mascoutah/Harper CC)
39	Harry Lattimore	RB	6-0	247	Sr.-1L	Peoria, IL (Central)
79	Jonathan Lyon	OL	6-8	265	Fr.-HS	Urbana, IL (Urbana)
73	Justin Martindale	DL	6-3	260	Fr.-RS	Wadsworth, IL (Warren Township)
49	Troy Maskel	K/P	6-3	247	So.-1L	Georgetown, IL (Georgetown-Ridge Farm)
88	Avery Massengale	WR	6-4	225	Jr.-TR	Bolingbrook, IL (Bolingbrook/Joliet JC)
61	Jeremy Melville	OL	6-4	266	Jr.-2L	Wisconsin Rapids, WI (Lincoln)
30	Dave Mordis	TE	6-3	225	Fr.-HS	Palos Park, IL (Stagg)
32	Earl Newby	RB	6-0	215	Fr.-HS	Riveria Beach, FL (Bridgton Academy)
2	Antwan Oliver	DB	5-10	168	Jr.-TR	Ft. Lauderdale, FL (Dillard/Eastern Illinois)
77	Joe Pantoja	OL	6-2	269	Jr.-1L	Gurnee, IL (Warren Township)
12	Andrew Papoccia	LB	5-11	191	Sr.-3L	Sterling, IL (Newman Central Catholic)
60	Geoff Pearson	OL	6-2	275	Jr.-Sq.	Naperville, IL (Central/DuPage)
53	Ryan Peterson	OL	6-4	292	Fr.-HS	Moline, IL (Moline)
63	Matt Pezdek	OL	6-4	308	Jr.-1L	Brookfield, IL (Nazareth Academy)
45	Adam Redenius	LB	5-11	215	Jr.-2L	Gilman, IL (Iroquois West)
22	Garry Roberts	LB	6-2	185	Fr.-HS	Edna, TX (Edna)
81	Laurént Robinson	WR	6-2	165	Fr.-HS	Rockledge, FL (Rockledge)
97	Ray Robinson	DE	6-2	230	Sr.-3L	Trenton, NJ (Willingboro)
95	Nick Rohrer	DT	6-0	290	So.-1L	Oak Creek, WI (Oak Creek)
36	William Rolle	LB	5-10	191	So.-1L	Immokolee, FL (Immokolee)
70	Matt Rowan	OL	6-6	260	Fr.-HS	Des Plaines, IL (Maine West)
57	Jim Sharfman	LS	6-1	235	Fr.-HS	Mundelein, IL (Mundelein)
90	Dan Simnick	DL	6-2	210	Fr.-HS	Naperville, IL (North)
40	Cameron Siskowic	LB	6-2	230	Fr.-TR	San Diego, CA (Clairemont/Washington State)
80	Dwayne Smith	WR	6-3	194	Sr.-1L	Rantoul, IL (Rantoul/Ilinois)
5	Mike Souza	QB	6-0	177	Sr.-1L	Royal Oaks, CA (N. Monterey County/Hartnell)
54	Rick Splant	LB	6-2	210	Jr.-2L	Lockport, IL (Lockport Township)
83	Steve Statz	TE	6-5	264	Jr.-2L	Wisconsin Rapids, WI (Lincoln)
51	Mike Stegeman	OL	6-5	285	So.-1L	Chatham, IL (Glenwood)
6	Kye Stewart	LB	5-11	190	Fr.-HS	Nashville, TN (Pearl-Cohn)
28	James Temple	DB	6-0	200	Fr.-RS	Savannah, GA (Savannah)
52	Jesus Terrazas	DL	6-2	265	Jr.-TR	Chicago, IL (Bowen/Ilinois)
94	Jarek Thomas	DL	6-3	260	Fr.-HS	Orlando, FL (Edgewater)
65	Ryan Thorne	DL	6-2	237	Fr.-RS	Vista, CA (Rancho Buena Vista)
18	Yance Vaughan	QB	6-3	204	Jr.-Sq.	Ada, OK (Ada)
48	Jared Villers	LB	6-2	215	Fr.-HS	Akron, OH (St. Vincent-St. Mary)
1	Robbie Wages	QB	6-2	180	Fr.-HS	Orlando, Fla. (Olympia)
9	Joe Walkins	WR	5-9	177	Jr.-TR	Ft. Lauderdale, FL (Dillard/Auburn)
55	Noah Washington	DL	6-4	334	Jr.-TR	LaGrange, IL (Lyons Township/DuPage)
67	Jake Weber	LS	6-2	225	Fr.-HS	Peoria, IL (Dunlop)
43	Andre Whitehead	RB	5-10	221	Jr.-Sq.	Chicago, IL (Morgan Park-Phillips)
66	Isaiah Wiggins	DL	6-3	260	Fr.-HS	Chicago, IL (Prosser)
62	Shawn Wiza	OL	6-7	293	So.-TR	Oak Creek, WI (Oak Creek/Western Michigan)
37	Sesamir Yearby	LB	6-3	196	Jr.-1L	Quincy, IL (Quincy)
1	Sam Yeargin	DB	5-11	175	Jr.-2L	Lauderhill, FL (Dillard)

NUMERICAL ROSTER

No.	Name	No.	Name
1	Sam Yeargin	60	Geoff Pearson
2	Antwan Oliver	61	Jeremy Melville
3	Alex Filin	62	Shawn Wiza
4	Cavari Dailey	63	Matt Pezdek
5	Mike Souza	64	Stafford Davis
6	Kye Stewart	65	Ryan Thorne
7	Kyle Hill	66	Isaiah Wiggins
9	Joe Walkins	67	Jake Weber
10	John Braddock	69	Jim Ferguson
11	Robbie Wages	70	Matt Rowan
12	Andrew Papoccia	71	Jeff Huntzinger
13	Ramon Barber	73	Justin Martindale
14	Ryan Hoffman	74	Barry Hartman
16	Brian Busser	75	Janiah Downing
17	Cedric Jackson	76	Michael Heffernan
18	Yance Vaughan	77	Joe Pantoja
19	Jonathan Deloach	78	Kory Andersen
20	Demetrus Johnson	79	Jonathan Lyon
21	Cerone Colvin	80	Dwayne Smith
22	Garry Roberts	81	Laurént Robinson
23	Chris Govan	82	Kevin Kreger
24	Evan Allen-Gessesse	83	Steve Statz
25	Leon Kittrell	84	Clint Keller
26	Pete Holak	85	LaMonte Jones
27	Tyler Larick	86	Jason Horton
28	James Temple	88	Avery Massengale
29	Jesse Caesar	89	Mike Larson
30	Dave Mordis	90	Dan Simnick
31	Sha-Ron Edwards	91	Nate Johnson
32	Earl Newby	92	Josh Chrestman
33	J.P. Dundas	93	Horrace Holloway
34	LaShawn Bullock	94	Jarek Thomas
36	William Rolle	95	Nick Rohrer
37	Sesamir Yearby	96	Anthony Kirkland
38	Tristan Borzick	97	Ray Robinson
39	Harry Lattimore	98	Mike Blough
40	Cameron Siskowic	99	Stephen Carroll
41	Victor Arlis		
42	Gean Gilot		
43	Andre Whitehead		
44	Niall Campbell		
45	Adam Redenius		
46	Boomer Grigsby		
47	Steve Harris		
48	Jared Villers		
49	Troy Maskel		
50	Montel Conner		
51	Mike Stegeman		
52	Jesus Terrazas		
53	Ryan Peterson		
54	Rick Splant		
55	Noah Washington		
56	Darius Givens		
57	Jim Sharfman		
58	Ross Crampton		

**GAME 1 – HANCOCK STADIUM
ILLINOIS STATE 27, DRAKE 13**

Redbirds Top Drake in Season Opener

NORMAL, Ill.—The Illinois State football team needed a wake-up call during its season-opener against Drake Thursday evening. It took an early score by the Bulldogs to get the Redbirds fired-up in the 90-degree heat at Hancock Stadium as Illinois State pulled away to a 27-13 victory.

Drake got on the board early in the contest when Jonathan Taylor (24 carries, 50 yards) jumped over a pile of Redbird and Bulldog players to score the game's first touchdown. The extra point was wide right, but the touchdown put the Bulldogs up 6-0. It was the only lead Drake enjoyed.

Illinois State responded when Sha-Ron Edwards (16 carries, 152 yards, 2 TDs) got the ball rolling on a pair of first down runs, setting up a 17-yard touchdown run up the left sideline by Demetrus Johnson (20 carries, 82 yards, 1 TD), his first as a Redbird. Quarterback Mike Souza (8-of-16, 45 yards, 1 INT) and Edwards ran the option to perfection on the Redbirds' next series, as Edwards scored from 15 yards out, making the score 14-6.

A 48-yard field goal by Stephen Carroll put the Redbirds up 17-6 at halftime.

The ISU defense rose to the challenge on Drake's opening possession of the third quarter. Linebacker Cavari Dailey forced and recovered a fumble at the Drake 37-yard line, setting up a 31-yard touchdown run by Edwards, making the score 24-6. The touchdown run put Edwards over 100 yards rushing for the first time in his Redbird career.

The Redbird defense also held up well against the run, holding the Bulldogs to only 10 yards rushing on the game until late in the third quarter when Taylor broke free on a 41-yard run.

An 85-yard run touchdown run by Edwards was nullified early in the fourth quarter when the Redbirds were called for a clipping penalty. But the Redbirds made a break moments later when Tyler Larick recovered a fumbled punt at the Drake 10-yard line. Carroll followed with a 22-yard field goal to put Illinois State ahead 27-6.

Drake quarterback Connor Jostes connected with Shea Moroni on a 5-yard touchdown pass late for the game's final score.

Drake	6	0	0	7	-	13
Illinois State	7	10	7	3	-	27

- DU – Taylor 1-yard run (kick failed), 6:26, 1Q
- ISU – Johnson 17-yard run (Carroll kick), 4:20, 1Q
- ISU – Edwards 15-yard run (Carroll kick), 4:44, 2Q
- ISU – Carroll 48-yard field goal, :44, 2Q
- ISU – Edwards 31-yard run, 12:10, 3Q
- ISU – Carroll 22-yard field goal, 10:16, 4Q
- DU – Moroni 17-yard pass from Jostes (McGlade kick), 2:48, 4Q

	DU	ISU
First Downs	14	15
Rushing Attempts-Yards	33-61	46-282
Passing	19-37-0	9-18-1
Passing Yards	247	53
Total Offense	308	335
Fumbles-Lost	2-2	3-0
Penalties-Yards	5-44	8-70
Time of Possession	29:12	30:48

RUSHING: (DU) – Taylor 24-50, Jones 1-7, Love 1-5, Jostes 6-0, Ussin 1(-1). **(ISU)** – Edwards 16-152, Johnson 20-82, Souza 4-23, T. Davis 4-18, Newby 1-5, Vaughan 1-2.

PASSING: (DU) – Jostes 19-36-0-247, Horvath 0-1-0-0. **(ISU)** – Souza 8-16-1-45, Vaughan 1-2-0-8.

RECEIVING: (DU) – Jones 6-109, Moroni 4-40, Taylor 4-34, Putnam 2-50, Mickley 2-9, Mira 1-5. **(ISU)** – Barber 3-13, Smith 2-29, Artis 1-8, Robinson 1-7, Jones 1-0, Johnson 1(-4).

ATTENDANCE: 7,157.

**GAME 2 – MEMORIAL STADIUM
ILLINOIS 49, ILLINOIS STATE 22**

Redbirds Drop 49-22 Decision at Illinois

CHAMPAIGN, Ill.—Former Illinois receiver Dwayne Smith had a career game against his old team, breaking an Illinois State record with 14 receptions on the day, but the Illini took advantage of an early Redbird turnover, as Illinois came away with a 49-22 victory Saturday afternoon at Memorial Stadium.

Smith (14 catches, 243 yards, 2 touchdowns) broke the school record for receptions in a game, a mark previously held by Darnell Jones. Jones set the record against Western Illinois on November 8, 1997. Quarterback Mike Souza had a career day as well, setting new personal highs in completions (33), attempts (56) and yards (385).

Souza moved the ball with ease during the game's first series. He completed his first four passes, including a 30-yard rollout to Smith at the Illinois 30-yard line.

Ramon Barber and Smith were at the receiving end of Souza's next three completions, as the Redbirds advanced the ball to the Illinois 5 yard line. Souza fumbled four plays later however, and the Illini recovered the ball in the end zone.

After the teams traded possessions, Illinois got on the board with 7:23 left in the first quarter. Quarterback Jon Beutjer (16-of-23, 207 yards, 4 touchdowns) was pressured by Ryan Thorne, but rolled right and found a wide-open Mark Kornfeld for a 32 yard touchdown pass, putting the Illini on top 7-0.

Beutjer connected with Kelvin Hayden on the Illini's next series. His 41-yard touchdown reception put Illinois up 14-0.

Illinois continued to work the arm of Beutjer, this time on a 30-yard scoring strike to Lonnie Hurst, putting the Illini up by three touchdowns before the end of the first quarter.

The Illini started the second quarter with possession, but linebacker Andrew Papoccia intercepted a Beutjer pass intended for Ada Adeyemo at the Illinois State 30. The Redbirds then marched downfield on a 15 play, 63-yard drive, which resulted in a 27-yard field goal by Stephen Carroll.

Illinois State	0	3	16	3	-	22
Illinois	21	10	7	11	-	49

- ILL – Kornfeld 32-yard pass from Beutjer (Gockman kick), 7:23, 1Q
- ILL – Hayden 41-yard pass from Beutjer (Gockman kick), 4:28, 1Q
- ILL – Hurst 30-yard pass from Beutjer (Gockman kick), 2:03, 1Q
- ISU – Carroll 27-yard field goal, 7:35, 2Q
- ILL – Gockman 40-yard field goal, 1:18, 2Q
- ILL – Williams 66-yard blocked field goal (Gockman kick), :00, 2Q
- ISU – Smith 10-yard pass from Souza (Carroll kick), 7:28, 3Q
- ISU – Carroll 28-yard field goal, 5:38, 3Q
- ILL – Virgil 35-yard run (Gockman kick), 3:13, 3Q
- ISU – Smith 74-yard pass from Souza (pass failed), 1:13, 3Q
- ILL – Haywood 4-yard pass from Beutjer (Hayden pass), 10:06, 4Q
- ILL – Gockman 28-yard field goal, 1:58, 4Q
- ISU – Carroll 28-yard field goal, :00, 4Q

	ISU	ILL
First Downs	27	23
Rushing Attempts-Yards	29-126	41-254
Passing	33-56-0	16-24-1
Passing Yards	385	207
Total Offense	511	461
Fumbles-Lost	2-2	0-0
Penalties-Yards	6-70	5-50
Time of Possession	30:37	29:23

RUSHING: (ISU) – Souza 16-71, Johnson 8-38, Edwards 5-17; **(ILL)** – Virgil 9-84, Thomas 9-78, Halsey 20-73, Beutjer 2-14, Kornfeld 1-5.

PASSING: (ISU) – Souza 33-56-0-385; **(ILL)** – Beutjer 16-23-1-207, Brasic 0-1-0-0.

RECEIVING: (ISU) – Smith 14-243, Barber 6-37, Massengale 5-48, Johnson 4-28, Larson 2-28, Jones 1-2, Edwards 1(-1); **(ILL)** – Kornfeld 4-73, Haywood 3-20, Halsey 3-5, Hayden 2-53, Adeyemo 2-21, Hurst 1-30, Davis 1-5.

ATTENDANCE: 56,304.

**GAME 3 – HANCOCK STADIUM
ILLINOIS STATE 49, TRUMAN STATE 6**

Dominating First Half Carries 'Birds

NORMAL, Ill.—The Illinois State football team used a first half onslaught to overwhelm the visiting Truman State Bulldogs, eventually closing the campaign with a convincing 49-6 victory Saturday night in front of 7,339 at Hancock Stadium.

After the Redbirds deferred the opening kickoff to Truman State, Bulldog running back Jerard Levenson fumbled on the second play from scrimmage. Boomer Grigsby recovered the ball at the Truman State 22 yard line.

Five plays later, Demetrus Johnson scored his second touchdown of the season from 1 yard out, putting the Redbirds up 7-0 just three minutes into the game.

Later in the quarter the Redbirds got some excellent special teams play from Andrew Papoccia. Papoccia faked out two Truman State defenders and advanced the ball 29 yards on a punt return into Bulldog territory. A pair of Redbird penalties couldn't stop the momentum as quarterback Mike Souza rolled right and found freshman Laurént Robinson open in the end zone for his first career touchdown and a 14-0 lead.

The Redbirds caught a break on their next possession when it looked as if Johnson fumbled at mid-field. The referees awarded Truman State the ball, but reversed the call, saying Johnson's forward progress was down at the 50 yard line.

On the next play, Johnson scampered 49 yards along the right sideline for another Redbird touchdown and a 21-0 lead.

A Souza completion to Dwayne Smith and runs of 18 and 8 yards by Sha-Ron Edwards led to the Redbirds' fourth score of the game. Edwards fought his way up the middle before finding an opening to the end zone for his third touchdown of the season.

Illinois State continued their stellar play on special teams as Pete Holak blocked a Truman State punt and Sesamir Yearby recovered the ball at the Truman State 36-yard line.

The Bulldogs finally got on the board late in the fourth quarter when A.J. Eads took it in from 10 yards out. The extra point was blocked for the game's final score.

Truman State	0	0	0	6	-	6
Illinois State	21	21	7	0	-	49

- ISU – Johnson 1-yard run (Carroll kick), 12:00, 1Q
- ISU – Robinson 22-yard pass from Souza (Carroll kick), 5:00, 1Q
- ISU – Johnson 49-yard run (Carroll kick), :50, 1Q
- ISU – Edwards 5-yard run (Carroll kick), 13:26, 2Q
- ISU – Davis 1-yard run (Carroll kick), 8:11, 2Q
- ISU – Johnson 3-yard run (Carroll kick), 1:00, 2Q
- ISU – Newby 10-yard run (Carroll kick), 2:39, 3Q
- TSU – Eads 11-yard run (kick blocked), 5:25, 4Q


	TSU	ISU
First Downs	12	26
Rushing Attempts-Yards	23-51	61-390
Passing	15-36-1	12-19-0
Passing Yards	141	132
Total Offense	192	522
Fumbles-Lost	3-1	1-0
Penalties-Yards	4-25	13-122
Time of Possession	24:17	35:43

RUSHING: (TSU) – Levenson 14-34, Eads 5-16, Heinecke 2-8, Dupage 2(-7). **(ISU)** – Johnson 15-132, Edwards 19-93, Davis 12-58, Souza 4-39, Whitehead 5-37, Newby 2-15, Lattimore 3-15, Kreger 1-1.

PASSING: (TSU) – Czeschin 11-26-1-96, Dupage 4-10-0-45. **(ISU)** – Souza 8-11-0-109, Vaughan 4-8-0-23.

RECEIVING: (TSU) – Eads 4-16, Bonner 3-59, McCloskey 2-25, Walton 2(-6), Perry 1-18, Weber 1-17, Schuring 1-8, Levenson 1-4. **(ISU)** – Smith 3-43, Larson 2-9, Fiini 1-24, Robinson 1-22, Barber 1-12, Massengale 1-9, Kreger 1-5, Davis 1-5, Johnson 1-3.

ATTENDANCE: 7,339.



**GAME 4 – O'BRIEN STADIUM
ILLINOIS STATE 21, #18 E. ILLINOIS 14**

Fourth Quarter Heroics Lead 'Birds Over EIU

CHARLESTON, Ill. — Eastern Illinois led for three quarters during Saturday's game, but Illinois State, led by a fourth quarter safety and touchdown, and two defensive stops, pulled away down the stretch, winning the 91st meeting between the two teams 21-14 in front of 6,318 at O'Brien Stadium.

The win moved the Redbirds to 3-1, while Eastern Illinois dropped to 1-2.

The Redbird defense put pressure on Panther quarterback Andy Vincent from the get-go. After a first down run by Andre Raymond, the unit settled down as Ray Robinson picked up a sack and Mike Blough batted down a pass on third and long.

But things didn't go as well on the Redbirds' first offensive series. Quarterback Mike Souza (15-of-34, 215 yards, TD, INT) rolled right on the second play from scrimmage and threw a pass intended for Kevin Kreger. However, the ball ended up in the hands of Fred Miller who's 32-yard interception return for a touchdown resulted in an early 7-0 lead for Eastern Illinois.

Illinois State's next offensive series was much more successful than their last, but penalties stalled the 8-play, 38-yard drive, forcing the Redbirds to settle for a 44-yard Stephen Carroll field goal.

Raymond (22 carries, 110 yards) set the tone on the Panthers' third offensive series. The senior led a 6-play, 80-yard scoring drive, which ended with a 35-yard touchdown pass from Vincent to Ryan Voss who juggled the ball, but held on while crossing into the end zone, putting the Panthers up 14-3.

But an offensive pass interference call on a scoring strike to Joe Walkins (2 catches, 34 yards) from Souza negated a Redbird touchdown. A holding penalty put the Redbirds back even further. A Souza completion to Avery Messengale (2 catches, 43 yards) set up a 47-yard field goal by Carroll, making the score 14-6 late in the first quarter.

After a Redbird defensive stop, ISU scored when Eastern Illinois lined up to punt at its own 7. Cameron Siskowic broke through the line and blocked the punt. The ball rolled out of bounce in the end zone for a Redbird safety, tying the score at 14 apiece. The safety was the Redbirds' first since the 2000 season.

The 'Birds took the lead for the first time with 8:25 left in the game. Three plays into Illinois State's drive after the safety, Demetrius Johnson dashed 49 yards for a Redbird touchdown and a 21-14 lead.

Illinois State	6	6	0	9	-	21
Eastern Illinois	14	0	0	0	-	14

EIU – Miller 32-yard interception return (Kuehn kick), 12:20, 1Q
 ISU – Carroll 44-yard field goal, 9:01, 1Q
 EIU – Voss 35-yard pass from Vincent (Kuehn kick), 6:00, 1Q
 ISU – Carroll 47-yard field goal, :51, 1Q
 ISU – Messengale 24-yard pass from Souza (pass failed), 6:02, 2Q
 ISU – Team safety, 9:49, 4Q
 ISU – Johnson 49-yard run, 8:25, 4Q

	ISU	EIU
First Downs	23	16
Rushing Attempts-Yards	48-267	33-72
Passing	15-35-1	13-28-1
Passing Yards	215	139
Total Offense	482	211
Fumbles-Lost	0-0	2-0
Penalties-Yards	15-180	9-85
Time of Possession	29:41	30:19

RUSHING: (ISU) – Johnson 20-159, Bullock 8-48, Souza 13-45, Edwards 7-15. **(EIU)** – Raymond 22-110, Webb 3-12, Vincent 8-(-50).

PASSING: (ISU) – Souza 15-34-1-215, Busser 0-1-0-0. **(EIU)** – Vincent 11-24-1-128, Harris 2-4-0-11.

RECEIVING: (ISU) – Barber 4-68, Smith 4-50, Messengale 2-43, Walkins 2-34, Johnson 2-16, Robinson 1-4. **(EIU)** – Eller 3-20, Voss 2-47, Osborne 2-26, Mobley 2-23, Pettway 1-8, Benjamin 1-8, O'Neal 1-4, Hopson 1-3.

ATTENDANCE: 6,318.

**GAME 5 – HANCOCK STADIUM
FLA. ATLANTIC 28, #23 ILLINOIS ST. 10**

'Birds Wrap up Non-conference Slate with Loss

NORMAL, Ill. — Making their first appearance on the Illinois State campus, Florida Atlantic took advantage of a second half offensive surge to propel themselves to a 28-10 win over the Redbirds Saturday afternoon in front of 6,837 at Hancock Stadium.

Illinois State finished the non-conference part of their schedule with a 3-2 record, while Florida Atlantic, a Division I-AA Independent, moved to 3-2.

The Redbird defense picked up where they left off from a week ago as the unit did not allow a first down during their first two series.

Later in the first quarter, the defense continued their strong play as linebacker Gean Gilot recovered a Daveon Barron fumble at the ISU 44. The offense couldn't take advantage of the turnover however, and the score remained 0-0 after one quarter.

A strange turn of events happened early in the second quarter. Quarterback Mike Souza (13-of-39, 100 yards, TD, 2 INTs) completed a pass to Mike Larson at the Florida Atlantic 31. On the next play however, Souza's pass was tipped and intercepted by Chris Laskowski. But as Laskowski rushed down the left sidelines, Mike Stegeman stripped the ball and Stafford Davis recovered it at the ISU 34.

From there, the offense kicked it into gear as the Redbirds went on a 7-play, 66-yard drive, ending with a 22-yard touchdown pass from Souza to Larént Robinson in the corner of the end zone. Robinson's fingertip scoring catch was the second touchdown of his career and it gave the 'Birds a 7-0 lead.

The Redbird defense's streak of 15-straight series without giving up a score ended with 6:21 left in the second quarter. Florida Atlantic tight end Anthony Crissinger-Hill (4 catches, 88 yards 2 TDs) hauled in a 67-yard touchdown pass from Jared Allen to tie the game 7-7.

Illinois State received a scare on the ensuing kickoff when LaShawn Bullock fumbled deep in Redbird territory, but Kevin Kreger prevented the disaster by recovering the ball at the ISU 17.

After a Redbird punt, FAU began another scoring drive, this time catching a break in the process when offensive lineman Chris Shepherd recovered a Barron fumble at the ISU 11. Two plays later, Allen again found Crissinger-Hill, this time in the right corner of the end zone. Crissinger-Hill caught the touchdown pass in double coverage to give his team a 14-7 lead.

ISU head coach Denver Johnson gambled on the Redbirds' next series, deciding to go for it on fourth-and-1 at mid-field. Sha-Ron Edwards (17 carries, 98 yards) pounded his way through the middle for a first down to keep the drive alive.

The Redbirds open Gateway Conference play against Northern Iowa next Saturday at Hancock Stadium. Game time is slated for 1:30 p.m.

Florida Atlantic	0	14	7	7	-	28
Illinois State	0	10	0	0	-	10

ISU – Robinson 21-yard pass from Souza (Carroll kick), 9:31, 2Q
 FAU – Crissinger-Hill 67-yard pass from Allen (Myers kick), 6:21, 2Q
 FAU – Crissinger-Hill 9-yard pass from Allen (Myers kick), 2:34, 2Q
 ISU – Carroll 47-yard field goal, :06, 2Q
 FAU – Jackson 9-yard run (Myers kick), 6:03, 3Q
 FAU – Sanchez 21-yard run (Myers kick), 14:37, 4Q

	FAU	ISU
First Downs	16	18
Rushing Attempts-Yards	41-76	46-229
Passing	15-26-0	13-39-2
Passing Yards	226	100
Total Offense	302	329
Fumbles-Lost	3-2	1-0
Penalties-Yards	11-110	12-112
Time of Possession	32:19	27:41

RUSHING: (FAU) – Sanchez 9-43, Barron 6-24, McGahee 1-21, Jackson 16-19, Parker 3-(-3), Team 1-(-4), Embrick 1-(-9), Allen 4-(-15). **(ISU)** – Edwards 17-98, Souza 15-83, Johnson 13-49, Kreger 1-(-1).

PASSING: (FAU) – Allen 15-26-0-226. **(ISU)** – Souza 13-29-2-100.

RECEIVING: (FAU) – Crissinger-Hill 4-88, Taylor 4-49, Prudenti 3-41, Bynes 2-24, Tellis 1-20, Jackson 1-4. **(ISU)** – Smith 3-16, Robinson 2-39, Messengale 2-14, Edwards 2-2, Johnson 2-0, Larson 1-21, Bullock 1-8.

ATTENDANCE: 6,837

**GAME 6 – HANCOCK STADIUM
#15 UNI 16, ILLINOIS STATE 7**

UNI Rallies Past the 'Birds on Family Day

NORMAL, Ill. — The Illinois State football team held a 7-point lead for three quarters Saturday against No. 15 Northern Iowa, but a strong Panther defense held the Redbirds to 48 yards total in the second half, resulting in a 16-7 Northern Iowa victory in front of 12,026 on Family Weekend at Hancock Stadium.

Northern Iowa put itself in position to score first when Tom Petrie (6-of-20, 135 yards TD, 2 INTs) hit Marlus Mays on a 54-yard pass completion. Two plays later however, Richard Carter fumbled at the ISU 1 and Leon Kittrell recovered the ball in the end zone.

The offense could not capitalize on the turnover though, and were forced to punt.

Defensively, the Redbirds held tough early on. Josh Chrestman picked up his second sack of the season, but the offense struggled to get points on the board. That all changed midway through the second quarter when Illinois State head coach Denver Johnson rolled the dice.

Johnson gambled on fourth-and-1 at the Northern Iowa 16, deciding to go for the first down instead of a field goal. A sweep to the right by Demetrius Johnson resulted in a first down, and then some. Johnson galloped into the end zone on a 16-yard run, resulting in a 7-0 score.

Tyler Larick stalled a Panther drive late in the second quarter when he intercepted a Petrie pass. The interception was the first of Larick's Redbird career.

But Larick wasn't the only Illinois State player to pick up his first INT. William Rolle's third quarter pick stalled a Northern Iowa drive at the Illinois State 28 after Petrie's pass slipped through the hands of a Panther receiver. Rolle returned the ball into Northern Iowa territory, but an illegal block in the back penalty by the Redbirds placed the ball back at the Redbird 14 and the offense couldn't capitalize.

Momentum swung to the Northern Iowa sideline early in the fourth quarter when Troy Maskel lined up to punt for the Redbirds. The ball sailed over Maskel's head and into the back of the end zone for a Panther safety.

After the free kick, Northern Iowa took the lead just two plays into the drive. Petrie completed a 58-yard touchdown pass to Brian Cutright, who broke several tackles on his way to the end zone.

The Panthers were given two chances at a two-point conversion when the Redbirds were called for pass interference on the first try. Terrence Freney converted Northern Iowa's second try, making the score 10-7.

Carter went over 100 yards rushing on the Panthers' next possession when he ran 47 yards to the Illinois State 4. Freney picked up where Carter left off and scored on the next play, putting the Redbirds away and giving the Panthers a 16-7 lead.

Northern Iowa	0	0	0	16	-	16
Illinois State	0	7	0	0	-	7

ISU – Johnson 16-yard run (Carroll kick), 7:11, 2Q
 UNI – Team safety, 14:46, 4Q
 UNI – Cutright 58-yard pass from Petrie (Freney rush), 14:23, 4Q
 UNI – Freney 4-yard run (kick failed), 6:55, 4Q

	UNI	ISU
First Downs	19	13
Rushing Attempts-Yards	56-295	34-52
Passing	6-20-2	16-38-0
Passing Yards	135	150
Total Offense	430	202
Fumbles-Lost	2-1	0-0
Penalties-Yards	6-74	9-73
Time of Possession	31:12	28:48

RUSHING: (UNI) – Freney 28-170, Carter 15-113, Breeland 3-9, Petrie 8-5, Team 2-(-2). **(ISU)** – Edwards 13-40, Johnson 8-25, Souza 9-11, Bullock 3-0, Team 1-(-24).

PASSING: (UNI) – Petrie 6-20-2-135. **(ISU)** – Souza 16-38-0-150.

RECEIVING: (UNI) – Carter 2-5, Cutright 1-58, Mays 1-54, Breeland 1-14, Thorn 1-4. **(ISU)** – Smith 7-39, Johnson 2-30, Messengale 2-30, Edwards 2-20, Walkins 1-14, Robinson 1-9, Larson 1-8.

ATTENDANCE: 12,026

2003 ILLINOIS STATE OPPONENTS' SCHEDULES AND RESULTS

Drake Bulldogs
(3-3, 1-1 PFL)

Aug. 28	at Illinois State	L, 13-27
Sept. 6	William Penn	W, 38-24
Sept. 13	Missouri-Rolla	W, 28-7
Sept. 20	at UW-Platteville	L, 20-21
Sept. 27	at Morehead State*	L, 17-34
Oct. 4	Jacksonville*	W, 40-34
Oct. 11	at San Diego*	3:30 p.m.
Oct. 18	Butler*	1 p.m.
Oct. 25	at Valparaiso*	1 p.m.
Nov. 1	Dayton*	1 p.m.
Nov. 8	Saint Mary's	12 p.m.
Nov. 15	Waldorf	1 p.m.

Illinois Fighting Illini
(1-5, 0-2 Big Ten)

Aug. 30	vs. Missouri	L, 15-22
Sept. 6	Illinois State	W, 49-22
Sept. 13	at UCLA	L, 3-6
Sept. 20	California	L, 24-31
Sept. 27	Wisconsin*	L, 20-38
Oct. 4	at Purdue*	L, 10-43
Oct. 11	Michigan State*	tba
Oct. 18	at Michigan*	11 a.m.
Oct. 25	Minnesota*	11 a.m.
Nov. 1	at Iowa*	tba
Nov. 8	at Indiana*	tba
Nov. 22	Northwestern*	tba

Truman State Bulldogs
(1-4, 1-2 MIAA)

Sept. 6	Winona State	L, 13-49
Sept. 13	at Illinois State	L, 6-49
Sept. 20	Pittsburg State*	L, 8-48
Sept. 27	at Washburn*	W, 12-6
Oct. 4	Emporia State*	L, 24-55
Oct. 11	at Missouri Southern	2 p.m.
Oct. 18	Missouri Western*	2 p.m.
Oct. 25	at Central Missouri*	1:30 p.m.
Nov. 1	at NW Missouri*	1 p.m.
Nov. 8	Missouri-Rolla*	1 p.m.
Nov. 15	at SW Baptist*	2 p.m.

Eastern Illinois Panthers
(1-4, 0-1 OVC)

Aug. 30	California (PA)	W, 27-0
Sept. 13	at Missouri	L, 0-37
Sept. 20	Illinois State	L, 14-21
Sept. 27	at Indiana State	L, 7-23
Oct. 4	at SE Missouri State*	L, 17-30
Oct. 11	Eastern Kentucky*	1:30 p.m.
Oct. 18	at Murray State*	3 p.m.
Oct. 25	Tennessee-Martin*	1:30 p.m.
Nov. 1	at Tennessee State*	6 p.m.
Nov. 8	Tennessee Tech	1:30 p.m.
Nov. 15	at Jacksonville State	4 p.m.
Nov. 22	Samford	1:30 p.m.

Florida Atlantic Owls
(4-2)

Aug. 28	at Middle Tennessee State	W, 20-19
Sept. 6	Valdosta State	L, 17-45
Sept. 13	at Central Florida	L, 29-33
Sept. 20	at Youngstown State	W, 13-6
Sept. 27	at #23 Illinois State	W, 28-10
Oct. 4	Texas State	W, 27-14
Oct. 11	Nicholls State	3 p.m.
Oct. 18	Northern Colorado	3 p.m.
Nov. 1	Gardner-Webb	2 p.m.
Nov. 15	Siena	2 p.m.
Nov. 22	at Florida International	2:30 p.m.

Northern Iowa Panthers
(4-1, 1-0 GFC)

Aug. 30	at Iowa State	L, 10-17
Sept. 6	Northern Michigan	W, 62-0
Sept. 18	at Stephen F. Austin	W, 38-24
Sept. 27	Northwestern State	W, 43-10
Oct. 4	at Illinois State*	W, 16-7
Oct. 11	Indiana State*	4:05 p.m.
Oct. 18	at SMS*	1:30 p.m.
Oct. 25	at Western Illinois*	1 p.m.
Nov. 1	Youngstown State*	4:05 p.m.
Nov. 8	at Western Kentucky*	4 p.m.
Nov. 15	Southern Illinois*	5:05 p.m.

Southern Illinois Salukis
(5-0, 1-0 GFC)

Aug. 28	Quincy	W, 64-14
Sept. 6	at SE Missouri State	W, 28-7
Sept. 13	Murray State	W, 32-7
Sept. 27	St. Joseph's	W, 75-0
Oct. 4	at Indiana State*	W, 37-14
Oct. 11	Illinois State*	1:30 p.m.
Oct. 18	at Western Illinois*	1:05 p.m.
Oct. 25	SMS*	6 p.m.
Nov. 1	at Western Kentucky*	4 p.m.
Nov. 8	Youngstown State	6 p.m.
Nov. 15	at Northern Iowa*	5:05 p.m.

Western Kentucky Hilltoppers
(3-2, 0-1 GFC)

Aug. 28	Union	W, 51-3
Sept. 6	West Virginia Tech	W, 67-3
Sept. 20	Eastern Kentucky	W, 36-6
Sept. 27	at Auburn	L, 3-48
Oct. 4	at Western Illinois*	L, 28-33
Oct. 11	SMS*	7 p.m.
Oct. 18	at Illinois State*	2:30 p.m.
Oct. 25	at Indiana State*	2:05 p.m.
Nov. 1	Southern Illinois*	4 p.m.
Nov. 8	Northern Iowa*	4 p.m.
Nov. 15	at Youngstown State*	12 p.m.

Youngstown State Penguins
(4-2, 1-0 GFC)

Aug. 28	Edinboro	W, 35-11
Sept. 6	Slippery Rock	W, 45-12
Sept. 13	at Kent State	L, 13-16
Sept. 20	Florida Atlantic	L, 6-13
Sept. 27	at Liberty	W, 34-3
Oct. 4	SMS*	W, 34-7
Oct. 11	Western Illinois*	4 p.m.
Oct. 18	at Indiana State*	1:05 p.m.
Oct. 25	Illinois State	4 p.m.
Nov. 1	at Northern Iowa*	5:05 p.m.
Nov. 8	at Southern Illinois*	7 p.m.
Nov. 15	Western Kentucky*	1 p.m.

Western Illinois Leathernecks
(4-1, 1-0 GFC)

Aug. 28	Wayne State	W, 35-3
Sept. 4	at Eastern Michigan	W, 34-12
Sept. 13	at LSU	L, 7-35
Sept. 20	Tennessee-Martin	W, 56-0
Oct. 4	Western Kentucky*	W, 33-28
Oct. 11	at Youngstown State*	3 p.m.
Oct. 18	Southern Illinois*	1:05 p.m.
Oct. 25	Northern Iowa*	1 p.m.
Nov. 1	at Illinois State*	1:30 p.m.
Nov. 8	at Indiana State*	11 a.m.
Nov. 15	SMS*	1:05 p.m.

SMS Bears
(3-2, 0-1 GFC)

Aug. 28	East Central	W, 48-0
Sept. 13	at Oklahoma State	L, 3-42
Sept. 20	at SE Missouri State	W, 17-10
Sept. 27	Bacone College	W, 51-14
Oct. 4	at Youngstown State*	L, 7-34
Oct. 11	at Western Kentucky*	7 p.m.
Oct. 18	Northern Iowa*	1:30 p.m.
Oct. 25	at Southern Illinois*	6 p.m.
Nov. 1	Indiana State*	2 p.m.
Nov. 8	Illinois State*	1 p.m.
Nov. 15	at Western Illinois*	1:05 p.m.

Indiana State Sycamores
(3-3, 0-1 GFC)

Aug. 28	at Ball State	L, 7-31
Sept. 6	Florida International	W, 13-10
Sept. 13	at Indiana	L, 3-33
Sept. 20	at Murray State	W, 17-10
Sept. 27	Eastern Illinois	W, 23-7
Oct. 4	Southern Illinois*	L, 14-37
Oct. 11	at Northern Iowa*	4 p.m.
Oct. 18	Youngstown State*	1 p.m.
Oct. 25	Western Kentucky*	2 p.m.
Nov. 1	at SMS*	3 p.m.
Nov. 8	Western Illinois*	1 p.m.
Nov. 15	at Illinois State*	1:30 p.m.