



Redbird Football

GAME NOTES

Contact: Todd Kober, Director of Media Relations • 309/438-3805 • Fax: 309/438-5634 • Cell: 309/310-7112 • gtkober@ilstu.edu

GAME #10

**#12 W. Illinois**
(5-3, 2-2)**Illinois State**
(4-5, 1-3)**WHEN:** Saturday, November 1, 2003**WHERE:** Hancock Stadium • Normal, Ill.**TIME:** 1:30 p.m. CST**TELEVISION:** None

REDBIRD RADIO NETWORK

Greg Halbleib will handle play-by-play duties, while Ted Schmitz handles color commentary. Bruce Evans reports from the sidelines and Tim Fisher is the studio host. Affiliates are flagship WJBC, AM 1230 (Bloomington), WLDC, 98.9 FM (Dwight), WBIG, AM 1280 (Aurora), WZOE, AM 1490 (Princeton) and WDID, AM 1510 (Highland). All Illinois State athletic events broadcast by WJBC, including the weekly coaches shows, can be heard on a live internet stream at www.wjbc.com. Redbird game broadcasts are also available at sports.yahoo.com/ncaaf/teams/iid. To hear broadcasts on the phone, call TEAMLINE (800/846-4700/code 1152) with Visa or MasterCard.

The Game Facts

- ▶ This is the 85th meeting between the two schools with Western Illinois leading the series 44-37-3. The Leathernecks have won five of the last six meetings at Hancock Stadium and 10 of the last 13 overall.
- ▶ The Leathernecks are the third straight ranked opponent the Redbirds have hosted.
- ▶ The Redbirds are trying to avoid their fourth straight home loss, which hasn't happened since 1997.
- ▶ Head coach Denver Johnson owns a 5-4 record with the Redbirds in the month of November.
- ▶ Including today's match-up, WIU has been ranked the last four meetings with the 'Birds.
- ▶ Western Illinois is trying to avoid its third straight loss, their longest losing skid since 2001.
- ▶ A Redbird loss today would ensure their first home losing record since 2001.
- ▶ For the third time this season, the Redbirds will play in a game that features a pair of Buck Buchanan Award candidates – Illinois State's Boomer Grigsby and Western Illinois' Lee Russell.
- ▶ WIU quarterback Russ Michna is also on the Walter Payton Award Watch List, an honor given to the top offensive player in I-AA football.

2003 Western Illinois Schedule

Aug. 28	Wayne State	W, 35-3
Sept. 4	at Eastern Michigan	W, 34-12
Sept. 13	at LSU	L, 7-35
Sept. 20	Tennessee-Martin	W, 56-0
Oct. 4	Western Kentucky*	W, 33-28
Oct. 11	at Youngstown State*	W, 54-20
Oct. 18	Southern Illinois*	L, 32-37
Oct. 25	Northern Iowa*	L, 30-38
Nov. 1	at Illinois State*	1:30 p.m.
Nov. 8	at Indiana State*	11 a.m.
Nov. 15	SMS*	1:05 p.m.

www.redbirds.org

The Coaches

▶ Illinois State

Denver Johnson is in his fourth season at Illinois State and owns a 19-23 (.452) overall record with the Redbirds. Prior to guiding the 'Birds, Johnson was the head coach at Murray State where he compiled a 21-12 mark. Johnson, 44, is a 1981 graduate of Tulsa and his six-year head coaching record stands at 40-35 (.533). He is also 1-2 against Western Illinois.

▶ Western Illinois

Don Patterson (West Point '73) is in his fifth season at the helm of the Leatherneck football program. Patterson owns a 37-17 (.685) mark at Western Illinois, his first head coaching position. Patterson served 20 seasons under head coach Hayden Fry at Iowa, the last seven years as the offensive coordinator. He is 2-2 against Illinois State.

Illinois State Season Schedule/Results

Date	Opponent	Location	Result/Time	Notes
Aug. 28	Drake	Normal, Ill.	W, 27-13	'Birds grind out 282 yards on the ground to DU's 61.
Sept. 6	at Illinois (ESPN+)	Champaign, Ill.	L, 22-49	Dwayne Smith lit up the Illini defense on 14 catches for 243 yards.
Sept. 13	Truman State	Normal, Ill.	W, 49-6	42 first half points, 6 rushing TDs and 544 total yards highlight win.
Sept. 20	at #18 Eastern Illinois (FSN)	Charleston, Ill.	W, 21-14	Redbirds rally in fourth quarter, finish with 482 yards of total offense.
Sept. 27	Florida Atlantic	Normal, Ill.	L, 10-28	ISU offense stalls on third downs going 4-for-18.
Oct. 4	#15 Northern Iowa [^]	Normal, Ill.	L, 7-16	UNI's 16 fourth-quarter points spoil Redbird upset bid.
Oct. 11	at #8 Southern Illinois [^]	Carbondale, Ill.	L, 17-45	SIU logs 358 yards rushing, 'Birds again stall on third downs (4-of-13).
Oct. 18	#9 Western Kentucky [^] (FSN)	Normal, Ill.	L, 24-27	Edwards 233-yards rushing spoiled on WKU's TD with 1:59 remaining.
Oct. 25	at Youngstown State [^] (WYFX)	Youngstown, Ohio	W, 35-25	Offense explodes for 604 total yards; Edwards & Bullock rush for 100+.
Nov. 1	#12 Western Illinois[^]	Normal, Ill.	1:30 p.m.	WIU has won five of the last six games in Hancock.
Nov. 8	at SMS [^]	Springfield, Mo.	1:00 p.m.	'Birds have won three of the last four games in the series.
Nov. 15	Indiana State [^]	Normal, Ill.	1:30 p.m.	Illinois State is riding a five-game winning streak in the series.

[^] Gateway Football Conference game

THE TALE OF THE TAPE

	WIU	Illinois State
Scoring	281/35.1	212/23.6
Scoring Defense	173/21.6	223/24.8
Passing Yards	1913/239.1	1576/175.1
Passing Defense	1411/176.4	1519/168.8
Rushing Yards	1259/157.4	2102/233.6
Rushing Defense	1097/137.1	1571/174.6
Total Offense	3172/396.5	3678/408.7
Total Defense	2508/313.5	3090/343.3
Kickoff Returns	23/544	27/552
Kick Return Average	23.7	20.4
Punt Returns	20/350	20-137
Punt Return Average	17.5	6.8
Interceptions	0-0	6-16
Fumbles-Lost	16-14	14-5
Penalties	66-528	85-785
Punts/Net Average	31/30.6	50/38.8
Time of Possession	29:27	29:21
3 rd Down Conversions	39/105	55/137
4 th Down Conversions	9/15	6/14

INJURY UPDATE

- WR Ramon Barber (left knee) doubtful
Games Missed:
- DL Josh Chrestman (right knee) out
Games Missed: SIU, WKU, YSU
- DB Leon Kittrell (right knee) probable
Games Missed: SIU, WKU
- DL Nick Rohrer (right knee) probable
Games Missed: Drake, Illinois, TSU, UNI, SIU
- OLB William Rolle (neck strain) doubtful
Games Missed:
- OL Shawn Wiza (right knee) out
Games Missed: FAU, UNI, SIU, WKU, YSU
- DL Noah Washington (right knee) out for season
Games Missed: WKU, YSU

ILLINOIS STATE MEDIA RELATIONS

Director of Media Relations Todd Kober
Office Phone (309) 438-3805
Home Phone (309) 454-3048
Cell (309) 310-7112
E-mail gtkober@ilstu.edu
Graduate Assistant Mike Krizman
Office Phone (309) 438-7748
Cell (847) 528-2066
E-mail makrizm@ilstu.edu
Fax (309) 438-5634

INTERVIEW PROCEDURES

Postgame interviews following home contests are conducted in the team room (second floor) of the Kaufman Football Building. A golf cart is available to transport representatives from the visiting team to the interview area. TV lighting is also provided. After road games, representatives will be brought to a designated area. The locker room is closed at all times.

Redbird Ticket Office • (309) 438-8000

Scouting the Leathernecks

- Western Illinois is located in Macomb, Ill., and has an enrollment of 13,450. A member of the Gateway Football Conference, WIU was founded in 1899 and began competing in football in 1903.
- The Leathernecks are celebrating their centennial season this year.
- WIU has claimed the conference championship in 2002, 2000, 1998, 1997 and 1988.
- The Leathernecks have appeared in the NCAA I-AA Playoffs seven times (2002, 2000, 1998, 1997, 1996, 1991 and 1988).
- Through eight games, the Leatherneck defense has not intercepted an opponent pass.
- Of WIU's 16 fumbles this season, the Leathernecks have lost 14 of them. In two games this season, WIU has had five turnovers – Western Kentucky and Northern Iowa. The Leathernecks rank No. 113 nationally in turnover margin at -1.38.
- Reigning Gateway Offensive Player of the Year Russ Michna leads the league in total offense (237.88) and ranks No. 24 nationally. He is also No. 21 in the country in passing efficiency (138.95).
- Punt returner James Norris is the top returner in the nation with 20.31 yards per return. He has 13 returns, including a 95-yarder for a touchdown.
- WIU leads the conference in passing offense with 239.13 yards per game, which ranks No. 32 in the national polls.

The Sha-Ron Run Run

Senior tailback **Sha-Ron Edwards** missed his second straight 200-yard rushing game by only 17 yards. Edwards gained 183 on the ground at Youngstown State following his 233-yard effort against Western Kentucky the week before. He now has 919 yards on the season and only needs 81 more to become the eighth back in school history to rush for 1,000 or more yards in a single season.

The Great Grigsby

Junior linebacker **Boomer Grigsby** continues his climb up the top 10 list of all-time Redbird tacklers. With 16 against Youngstown State, Grigsby now has 410 tackles in his career, which ranks No. 4, and he is one of only four Redbirds to total 400 stops in a career. He also has 138 tackles on the season, which already ranks No. 6 in the single season record book. With 15.3 stops per game, Grigsby is on pace to claim the school's single season tackle mark of 186 by current assistant coach **Galen Scott** in 1998 and the Gateway Football Conference record of 187 by Ian Dominelli of Youngstown State in 1999.

What a Rush

If it seems like the Redbirds are racking up rushing yards at a record pace it's because they are. Through nine games the 'Birds are averaging 233.6 yards per game on the ground which would shatter the school record of 210.1 yards per contest set in 1987. In addition, the 'Birds are logging a 5.2 yard per carry average which tops the school mark of 4.7 in 2000.

Double Back

Much has been made of running back tandems in the Gateway Football Conference, but the Redbirds' **Sha-Ron Edwards** and **Demetrus Johnson** are the best duo statistically in the league. Totaling 1,462 yards on the ground, Edwards has legged 919 yards on the season, while Johnson has gained 543 on the ground.

This Schedule is Starting to Get a Little Rank

And there is good reason for it. According to the NCAA, the 'Birds own the third-toughest schedule in I-AA football. Including today's game against Western Illinois game, the Redbirds have played four of their last five games against ranked opponents and have faced a total of five ranked foes on the season. The Redbirds' past opposition owns a combined record of 39-18 or a .684 winning percentage.

Paper or Plastic?

Grocery stores around town might be contacting the Redbird defense in the off-season, as the 'Birds have efficiently bagged opponent quarterbacks. The 'Birds have posted 26 sacks on the season and for the second time this season, the 'Birds totaled seven quarterback sacks at Youngstown State. The first seven sack game occurred at Eastern Illinois earlier in the season.

Mr. Robinson's Neighborhood

It appears that senior defensive end **Ray Robinson** is claiming permanent residence in the opponent's backfield. At Youngstown State, Robinson posted four quarterback sacks during the game. It was the second time this season that Robinson had sacked the quarterback three or more times in a single contest. On the season, Robinson has a team high nine sacks, which is the third highest total in school history.

604 Yards and a Cloud of Dust

That's what the Youngstown State defense had to deal with on Saturday. The Redbirds racked up 604 total yards, which marked the eighth most prolific offensive day in Illinois State history.

C Note Duet

The Redbirds hit the perfect pitch by rolling out a pair of 100-yard rushers against Youngstown State. The workhorse **Sha-Ron Edwards** pounded out 183 yards on 33 carries, while freshman **LaShawn Bullock** collected 106 yards in his 14 carries. It was the first Redbird duo to reach the 100-yard plateau since Willie Watts (145) and Walter James (109) accomplished it on August 31, 2000 against West Virginia Tech.

Dynamite Dwayne

Since his arrival on the ISU campus, wide receiver **Dwayne Smith** has been an offensive explosion. At Youngstown State, Smith collected his second career 100-yard receiving day with six catches for 118 yards. He now has 1,100 receiving yards in his career and is only the 11th receiver in Redbird history to post 1,000-yards receiving. Smith leads the Gateway in both receiving yards and catches.

Another Would Be Grand

For the last three seasons, ISU has gotten 1,000-yard rushing campaigns from Quincy Washington (2002) and Willie Watts (2001 & 2000). The Redbirds have never had a 1,000-yard rusher for four straight seasons. Senior **Sha-Ron Edwards** only needs 81 yards to reach this plateau.

The Legend of Laurént

Wide receiver **Laurént Robinson** is starting to carve his place in Redbird history early in his career. As a true freshman, Robinson is tied for the team lead with three touchdown receptions. His three TD catches ties him for the all-time Redbird lead by true freshmen. In 1984, ISU running back Jason Johnson hauled in three scoring passes in his first year with the program. On the season, Robinson has 11 catches for 138 yards.

Perfect Punt Coverage

Breaking down the film on the punt coverage team following the Youngstown State game turned out to be an easy task for the Redbird coaching staff Sunday morning. Especially since punter **Ryan Hoffman** and his 10 Redbird blockers never took the field. It marked the first time since August 31, 2000 against West Virginia Tech, when ISU didn't have to punt the ball once during a game.

Consistent Carroll

Junior **Stephen Carroll** is starting to kick his way into the Redbird record books. Carroll converted a pair of field goals at Youngstown State and has 37 in his career, which ranks No. 3 all-time. Carroll has also continued his consecutive PAT streak with 71. Carroll now has 191 points for his career, which is No. 4 in ISU history and No. 3 among kickers.

Cerone Finds the Zone

Senior cornerback **Cerone Colvin** picked up the Western Kentucky fumble forced by **Gean Gilot** and scampered 23-yards for the score. Not only did the touchdown put the Redbirds up 21-20 late in the third quarter, but it also marked the first defensive touchdown by the Redbirds since November 18, 2000, when David Bull ran a fumble back six yards for the score against SMS.

S-A-F-E-T-Y, Safety Dance

When **Earl Newby** tackled the punter in the endzone at Youngstown State it marked the second safety that the Redbirds have recorded this season. At Eastern Illinois, **Cameron Siskowic** blocked a punt that rolled out of the back of the endzone for the first ISU safety.

Gene Gets a Gilot of Tackles Too

Senior **Gene Gilot** seems to have fully recovered from his season-ending knee injury a year ago. Gilot is second on the team in stops with 111 tackles, trailing only **Boomer Grigsby**. Gilot has had five straight double-digit efforts and six this season. He leads the team with 18 tackles for loss, which ranks No. 5 in Redbird history. He is also second on the squad in sacks with four.

Souzy Playmaker

At Youngstown State, quarterback **Mike Souza** posted 302 yards of total offense which gives him 3,476-yards for his career. His total ranks No. 7 in the Redbird record books and he is the 10th player in Illinois State history to reach the 3,000-yard plateau. He is averaging 173.8 yards per game for his career, which is second all-time behind Kevin Glenn's 238.2 yards per contest.

Get Your Picks on Route 66

With another interception at Southern Illinois, the Redbird defense now has six picks on the season through seven games, two more than it did all of last season. **Andrew Papoccia** leads the 'Birds with two picks, while Tyler Larick, William Rolle, Antwan Oliver and Sam Yeargin each have one.

THE LAST TIME THEY MET

Redbirds Miss a Road Win by Inches

November 9, 2002

MACOMB, Ill. – Illinois State senior running back Quincy Washington rushed for his fourth career 100-yard game, but a Western Illinois' goal line stand and a pair of 98-yard-plus drives resulted in a 22-17 Leatherneck win, Saturday night.

Washington finished with a game-high 127 yards, but with the 'Birds trailing 15-10 in a fourth-and-goal situation from the WIU one-half yardline, the Leatherneck defense denied Washington the one-yard gain and ended the Illinois State (3-3 overall, 1-1 Gateway Football Conference) drive.

On the ensuing possession, Western Illinois quarterback Russ Michna led a 99-yard scoring drive that ended with a 23-yard pass to Stacy Coleman. It was Coleman's second touchdown of the game and pushed the Western (5-1, 2-1) lead to 22-10.

That fourth-quarter drive topped Western Illinois' first drive of the game, which totaled 98 yards after Reggie Gray slipped in the damp grass at the 2-yard line on the opening kickoff. The Leathernecks quickly erased their misfortune with a 14-play, 98-yard drive capped by a 6-yard touchdown run on a reverse by Coleman to take an early 7-0, lead.

The Redbirds responded with a Stephen Carroll 37-yard field goal, following a 53-yard Dennis Butler kickoff return and pushed the score to 7-3. Early in the second quarter, Carroll had a chance to put the 'Birds within one point, but his 42-yard field goal attempt fell about three yards short.

On the fourth Redbird series, quarterback Kevin Zouzounis took control of the Redbird offense at ISU's 5-yard line. Three plays later, Zouzounis was hit by the WIU defense and the ball trickled out of the back of the endzone for a safety and a 9-3 Leatherneck lead.

WIU increased its lead to its halftime margin, 12-3, with a 37-yard field goal by Justin Langan at the 2:36 mark in the second half.

Langan added a 35-yard field goal for only the scoring in the third frame and a 15-3 Western Illinois lead.

With 11 minutes left in the game, the Redbirds pulled within five points on Michael Souza's 9-yard option run behind the right side of the line.

Souza's touchdown run, his first rushing score of the season, finished a 12-play, 66-yard drive for ISU.

Souza, who started for the Redbirds and returned in the third quarter, added a 6-yard scamper in the fourth quarter for ISU's final score. The Redbirds' onside kick attempt was unsuccessful.

Souza finished with 71 yards on the ground and 112 in the air on 7-for-13 passing. LaMonte Jones led all Redbird receivers with 68 yards on three catches. The Redbirds totaled 382 yards offensively, including 210 rushing, while Western Illinois finished with 308 yards of total offense.

SCORE BY QUARTERS

Illinois State	3	0	0	14	-	17
W. Illinois	7	5	3	7	-	22

SCORING SUMMARY

WIU – Coleman 6-yd run (Langan kick), 9:41, 1Q

ISU – Carroll 37-yd field goal, 6:17, 1Q

WIU – Team Safety, 7:10, 2Q

WIU – Langan 37-yd field goal, 2:36, 2Q

WIU – Langan 35-yd field goal, 5:06, 3Q

ISU – Souza 9-yd run (Carroll kick), 11:00, 4Q

WIU – Coleman 23-yd pass from Michna (Langan kick) 2:43, 4Q

ISU – Souza 6-yd run (Carroll kick), 1:18, 4Q

TEAM STATISTICS

	ISU	WIU
First Downs	15	20
Rushing Attempts-Yards	42-136	53-210
Passing	26-13-1	23-10-0
Passing Yards	172	172
Total Offense	308	382
Fumbles-Lost	2-0	1-1
Penalties-Yards	8-58	7-60
Time of Possession	29:14	30:46

INDIVIDUAL LEADERS

RUSHING (WIU) – Lawson 25-120, Michna 11-16, Yellin 3-5, Coleman 2-(1).
(ISU) – Washington 30-127, Davis 4-13, Souza 15-71, Watts 1-1.

PASSING (WIU) – Michna 23-10-0-172. **(ISU)** – Souza 13-7-0-112, Zouzounis 13-6-1-60.

RECEIVING (WIU) – Coleman 4-110, Yellin 2-15, Matthews 2-12, Luke 1-21, Hall 1-14. **(ISU)** – Smith 3-45, Golson 2-17, Larson 1-11, Hunter 2-17, Jones 3-68, Barber 1-6.

ATTENDANCE – 10,113

2003 Redbird Captains:

#69 • Jim Ferguson

#46 • Boomer Grigsby

#12 • Andrew Papoccia

#97 • Ray Robinson

#5 • Mike Souza

THE GATEWAY FOOTBALL CONFERENCE

Here's a short and concise breakdown of one of the nation's premier NCAA I-AA football leagues:

2003 GFC STANDINGS

	W	L	PCT	W	L	PCT
Southern Illinois	4	0	1.000	8	0	1.000
Northern Iowa	4	0	1.000	7	1	.875
Western Kentucky	3	1	.750	5	2	.714
Youngstown State	2	2	.500	5	3	.625
Western Illinois	2	2	.500	4	3	.571
Illinois State	1	3	.000	4	5	.444
SMS	0	4	.000	2	5	.286
Indiana State	0	4	.000	2	6	.250

THIS WEEK IN THE GATEWAY**November 1**

- Indiana State at SMS, 2 p.m.
- Southern Illinois at Western Kentucky, 4 p.m.
- Youngstown State at Northern Iowa, 5:05 p.m.

2003 PRESEASON POLL

1. Western Illinois (24)	247
2. Western Kentucky (6)	218
3. Youngstown State	171
4. UNI (1)	139
5. Illinois State	131
6. Southern Illinois	130
7. SMS (1)	74
8. Indiana State	42

2003 GFC PRESEASON HONORS

Offense – Stafford Davis, OL (first team); Jeremy Melville, OL (honorable mention); Dwayne Smith, WR (honorable mention).

Defense – Boomer Grigsby, LB (first team); Ray Robinson, DL (first team).

2002 GFC POSTSEASON HONORS

Offense – Stephen Carroll, K (honorable mention); Stafford Davis, OL (second team); Vito Golson, WR (second team); Quincy Washington, RB (honorable mention).

Defense – Dennis Butler, DB (honorable mention); Jonathan Friend, DL (first team); Boomer Grigsby, LB (first team); Ray Robinson, DL (second team).

Gateway Defensive Player of the Year – Boomer Grigsby, LB

GATEWAY TELECONFERENCE

Teleconferences featuring the league's head coaches will be conducted each Wednesday during the season (Sept. 10 through Nov. 12). Those participating in the call should dial in five minutes prior to the scheduled start time (10 a.m. CST each Wednesday). Each call can also be accessed at www.gatewayfootball.org. The call-in number is 913/981-5509.

- **Denver Johnson (Illinois State), 10:05 a.m.**
- Tim McGuire (Indiana State), 10:10 a.m.
- Mark Farley (Northern Iowa), 10:15 a.m.
- Jerry Kill (Southern Illinois), 10:20 a.m.
- Randy Ball (SMS), 10:25 a.m.
- Don Patterson (Western Illinois), 10:30 a.m.
- David Elson (Western Kentucky), 10:35 a.m.
- Jon Heacock (Youngstown St.), 10:40 a.m.

All times are central

Transferrable

Since 1993, when the NCAA rules changed to allow players immediate eligibility at the I-AA level, Illinois State has had 37 players transfer from I-A schools. ISU's I-A transfers on this year's roster include: **Cavari Dailey** (DB, Auburn); **Jim Ferguson** (OL, Illinois); **Steve Harris** (DB, Illinois); **Demetrus Johnson** (RB, Minnesota); **Cameron Siskowic** (LB, Washington State); **Dwayne Smith** (WR, Illinois); **Jesus Terrazas** (DL, Illinois); **Joe Walkins** (WR, Auburn) and **Shawn Wiza** (OL, Western Michigan).

Redbird Milestones Under Johnson

Here is a list of the Illinois State players that have either passed for 300 yards or rushed or caught 100 yards under head coach **Denver Johnson's** tenure:

100-Yard Rushing Games

233, Sha-Ron Edwards vs. Western Ky. (10/18/03)
 210, Quincy Washington vs. Quincy (9/7/02)
 200, Willie Watts vs. Indiana State (11/10/01)
 186, Willie Watts vs. EIU (11/11/00)
 183, Sha-Ron Edwards at Y'town St. (10/25/03)
 174, Willie Watts at WIU (11/4/00)
 169, Q. Washington vs. Murray St. (9/21/02)
 167, Quincy Washington vs. SMS (10/5/02)
 161, Willie Watts vs. SMS (11/18/00)
 159, Demetrus Johnson at EIU (9/20/03)
 158, Willie Watts vs. Northern Iowa (10/27/01)
 158, Walter James at UNI (9/30/00)
 156, Willie Watts at SEMO (9/16/00)
 155, Willie Watts at Murray St. (9/8/01)
 152, Sha-Ron Edwards vs. Drake (8/28/03)
 145, Willie Watts vs. W. Va. Tech (8/31/00)
 135, Willie Watts vs. SEMO (9/22/01)
 132, Demetrus Johnson vs. Truman St. (9/13/03)
 127, Quincy Washington vs. WIU (10/12/02)
 126, Quincy Washington vs. SIU (10/19/02)
 110, Willie Watts vs. WKU (11/3/01)
 109, Walter James vs. W. Va. Tech (8/31/00)
 108, Walter James vs. YSU (10/7/00)
 106, LaShawn Bullock at Y'town State (10/25/03)
 104, Quincy Washington at UNI (10/26/02)
 101, Willie Watts vs. PV A&M (10/21/00)

300-Yard Passing Games

385, Mike Souza at Illinois (9/6/03)
 350, Kevin Glenn vs. SMS (11/18/00)
 319, Dusty Burk vs. Northern Iowa (10/27/01)
 310, Dusty Burk at Indiana St. (10/14/00)

100-Yard Receiving Games

243, Dwayne Smith at Illinois (9/6/03)
 183, Vito Golson vs. Northern Iowa (10/27/01)
 136, Vito Golson at Indiana State (11/16/02)
 136, Gerry Davis at UNI (9/30/00)
 118, Dwayne Smith at Y'town St. (10/25/03)
 115, Justin Frierson vs. W. Va. Tech (8/31/00)
 113, Vito Golson vs. SIU (10/19/02)
 110, Vito Golson vs. MSU (9/21/02)
 109, Vito Golson at INS (10/14/00)
 107, Mark Schaeve vs. WKU (11/3/01)
 107, Steve Kostro vs. EIU (11/11/00)
 105, Mark Schaeve vs. WIU (10/13/01)
 102, Jon Laurenti vs. SMS (11/18/00)

I-AA Committee a Little "Weis"er

Illinois State athletics director **Perk Weisenburger**, a Central Michigan alum, is entering his third year on the NCAA Division I-AA Football Committee. Among other things, the committee seeds the field and selects the eight at-large teams for the I-AA championship.

We Win ...

- Illinois State teams have won 113 conference championships -- an average of more than five per year -- since beginning Division I conference play in 1982 (from 1971-81, ISU was a Division I independent). Redbird teams compete in two different conferences.
- The football team plays in the Gateway, 17 sports compete in the Missouri Valley and the gymnastics team competes as an independent.
- Illinois State finished in the top four in 10 of 17 Valley titles during 2001-02, including league titles by men's cross country, women's tennis and softball and a tournament championship by women's tennis.
- ISU has won 16 conference All-Sports Trophies since '82, including five of the last eight in the MVC.
- Illinois State has been in the Gateway Football Conference for 17 years and has won 21 games in the last five years while winning 22 over its first 13 years of membership.

...But Not At The Expense of Good Grades

Illinois State didn't forget the "student" in student-athlete while it was piling up all its outstanding performances during the 2002-03 school year. Redbird athletics had another student-athlete (Abbie Scott, softball) named a Bone Scholar, the highest undergraduate academic honor at Illinois State. Scott became the eighth athlete to receive the honor in the last five years. In 2001, former linebacker Adam Waugh, who was named a National College Scholar-Athlete by The National Football Foundation and College Hall of Fame, became the third Redbird football player to receive the honor.

ILLINOIS STATE DEPTH CHART

OFFENSE

LT	51	Mike Stegeman	6-5	285	So.-1L
	75	Janiah Downing	6-3	210	Fr.-RS
LG	64	Stafford Davis	6-1	280	So.-1L
	78	Kory Andersen	6-2	267	Fr.-RS
C	61	Jeremy Melville	6-4	266	Jr.-2L
	60	Geoff Pearson	6-2	275	Jr.-Sq.
RG	69	Jim Ferguson	6-3	267	Sr.-2L
	77	Joe Pantoja	6-2	269	Jr.-1L
RT	63	Matt Pezdek	6-4	308	Jr.-1L
	77	Joe Pantoja	6-2	269	Jr.-1L
WR	80	Dwayne Smith	6-3	194	Sr.-1L
	19	Jonathan Deloach	6-2	185	Fr.-HS
WR	81	Laurént Robinson	6-2	165	Fr.-HS
	9	Joe Walkins	5-9	177	Jr.-TR
TE	83	Steve Statz	6-5	260	So.-1L
	89	Mike Larson	6-4	252	Jr.-1L
QB	5	Mike Souza	6-0	177	Sr.-1L
	18	Yance Vaughan	6-3	204	Jr.-Sq.
RB	31	Sha-Ron Edwards	6-0	201	Sr.-1L
	20	Demetrus Johnson	5-9	185	Jr.-TR
FB	89	Mike Larson	6-4	252	Jr.-1L
	82	Kevin Kreger	6-0	226	So.-1L

DEFENSE

DE	98	Mike Blough	6-5	224	So.-1L
	96	Anthony Kirkland	6-2	245	Fr.-HS
DT	65	Ryan Thorne	6-2	237	Fr.-RS
	52	Jesus Terrazas	6-2	265	Jr.-TR
DT	73	Justin Martindale	6-3	260	Fr.-RS
	74	Barry Hartman	6-5	270	Fr.-HS
DE	97	Ray Robinson	6-2	230	Sr.-3L
	50	Montell Conner	6-2	228	So.-Sq.
WHIP	27	Tyler Larick	6-1	201	Jr.-TR
	36	William Rolle	5-10	191	So.-1L
ILB	42	Gean Gilot	6-0	202	Sr.-2L
	40	Cameron Siskowic	6-2	230	Fr.-TR
ILB	46	Boomer Grigsby	6-0	245	Jr.-2L
	54	Rick Splant	6-2	210	Jr.-2L
ROVER	28	James Temple	6-0	200	Fr.-RS
	4	Cavari Dailey	6-1	203	Fr.-TR
RC	1	Sam Yeargin	5-11	175	Jr.-2L
	25	Leon Kittrell	5-9	165	Fr.-RS
LC	2	Antwan Oliver	5-10	168	Jr.-TR
	21	Cerone Colvin	5-9	181	Sr.-3L
FS	12	Andrew Papoccia	5-11	191	Sr.-3L
	17	Cedric Jackson	5-11	188	Sr.-2L

SPECIALISTS

PK	99	Stephen Carroll	5-11	180	Jr.-2L
	49	Troy Maskel	6-3	247	So.-1L
KO	99	Stephen Carroll	5-11	180	Jr.-2L
	49	Troy Maskel	6-3	247	So.-1L
P	14	Ryan Hoffman	6-2	186	So.-1L
	49	Troy Maskel	6-3	247	So.-1L
LS	67	Jake Weber	6-2	225	Fr.-HS
	33	J.P. Dundas	6-0	214	Jr.-1L
SS	60	Geoff Pearson	6-2	275	Jr.-Sq.
	67	Jake Weber	6-2	225	Fr.-HS
HD	16	Brian Busser	6-1	184	So.-Sq.
	5	Mike Souza	6-0	177	Sr.-1L
KR	9	Joe Walkins	5-9	177	Jr.-TR
	34	LaShawn Bullock	5-7	166	Fr.-RS
PR	9	Joe Walkins	5-9	177	Jr.-TR
	19	Jonathan Deloach	6-2	185	Fr.-HS

WESTERN ILLINOIS DEPTH CHART

OFFENSE

SE	85	Reggie Gray	5-11	170	So.
	7	James Norris	5-8	170	Jr.
LT	55	Jeff Goldstone	6-4	270	Sr.
	74	Derek Martinez	6-6	305	Sr.
LG	77	Jason Baksas	6-8	290	Sr.
	61	Drew Sweeney	6-3	280	Fr.
C	72	Fred Layne	6-4	295	Jr.
	65	Ryan Solie	6-0	285	Jr.
RG	79	Perry Cox	6-3	280	So.
	53	Frank Melchert	6-2	265	Sr.
RT	62	Chad Walker	6-5	310	Fr.-RS
	51	Frank Valle	6-3	270	Fr.-RS
TE	84	Jermaine High	6-2	235	Jr.
	86	Randall Moore	6-2	240	Fr.-RS
FL	18	Terrance Hall	6-0	180	Sr.
	10	Kendall Gant	5-10	185	Jr.
QB	12	Russ Michna	6-3	230	Sr.
	9	Steve LaFlace	6-1	195	Fr.-RS
FB	42	Matt Yellin	6-2	225	So.
	8	Nick Christian	6-3	240	Jr.
RB	22	Travis Glasford	5-11	190	So.
	21	Charles Hayden	5-8	165	Jr.

DEFENSE

OLB	43	Lee Russell	6-0	230	Sr.
	26	Shannon Fitzhugh	6-0	205	Sr.
DE	93	Chad Daun	6-4	260	Sr.
	98	Drew Schmitt	6-2	240	So.
NT	45	Mike O'Brien	6-3	280	Sr.
	63	Bret Rocchietti	6-4	290	So.
DT	76	Pat Ryan	6-3	265	Jr.
	91	Mike Tetzl	6-2	240	Sr.
DE	54	Jon Kowalysen	6-2	240	Sr.
	96	Al Conley	6-2	250	Jr.
MLB	46	Drew Kocsis	6-2	230	Jr.
	44	Jason Riddle	6-2	245	Jr.
MLB	31	Phil Archer	6-2	245	Sr.
	30	Pat Crosby	6-1	230	Sr.
CB	4	Victor Campbell	6-0	185	Sr.
	14	David Akers	6-1	180	Sr.
SS	9	Travis Washington	5-11	195	Sr.
	5	Fu'ad Khaleel	5-11	180	Fr.-RS
FS	25	Chris McNutt	5-11	190	So.
	19	Blake Bainter	6-1	190	Fr.-RS
CB	3	Vinceson Campbell	5-11	185	Sr.
	37	Kyle Gares	5-9	185	Fr.-RS

SPECIALISTS

LS	54	Jon Kowalysen	6-2	240	Sr.
	40	Jim Kirmess	6-2	205	Fr.-RS
K	10	Justin Langan	5-11	180	Jr.
	20	Kris Coffee	6-2	185	Fr.
PR	7	James Norris	5-8	170	Jr.
	85	Reggie Gray	5-11	170	So.
HO	9	Steve LaFalce	6-1	195	Fr.-RS
	12	Russ Michna	6-3	230	Sr.
P	38	Aaron Kimpton	5-11	175	So.
	20	Kris Coffee	6-2	185	Fr.
KR	85	Reggie Gray	5-11	170	So.
	7	James Norris	5-8	170	Jr.

2003 ILLINOIS STATE FOOTBALL TEAM STATS

TEAM STATISTICS	ISU	OPP
SCORING	212	223
Points Per Game	23.6	24.8
FIRST DOWNS	192	165
Rushing	108	86
Passing	75	63
Penalty	9	16
RUSHING YARDAGE	2102	1571
Yards gained rushing	2255	1885
Yards lost rushing	153	314
Rushing Attempts	406	391
Average Per Rush	5.2	4.0
Average Per Game	233.6	174.6
TDs Rushing	16	12
PASSING YARDAGE	1576	1519
Att-Comp-Int	271-135-9	239-116-6
Average Per Pass	5.8	6.4
Average Per Catch	11.7	13.1
Average Per Game	175.1	168.8
TDs Passing	8	14
TOTAL OFFENSE	3678	3090
Total Plays	677	630
Average Per Play	5.4	4.9
Average Per Game	408.7	343.3
KICK RETURNS: #-YARDS	27-552	26-571
PUNT RETURNS: #-YARDS	20-137	20-100
INT RETURNS: #-YARDS	6-16	9-115
KICK RETURN AVERAGE	20.4	22.0
PUNT RETURN AVERAGE	6.8	5.0
INT RETURN AVERAGE	2.7	12.8
FUMBLES-LOST	14-5	15-7
PENALTIES-YARDS	85-785	64-582
Average Per Game	87.2	64.7
PUNTS-YARDS	50-2038	52-2023
Average Per Punt	40.8	38.9
Net punt average	38.8	36.3
TIME OF POSSESSION/GAME	29:21	30:39
3RD-DOWN CONVERSIONS	55/137	55/140
3rd-Down Pct	40%	39%
4TH-DOWN CONVERSIONS	6/14	8/15
4th-Down Pct	43%	53%
SACKS BY-YARDS	26-160	7-58
MISC YARDS	24	0
TOUCHDOWNS SCORED	25	29
FIELD GOALS-ATTEMPTS	12-15	6-9
PAT-ATTEMPTS	22-22	23-26
ATTENDANCE	42304	93048
Games/Avg Per Game	5/8461	4/23262

SCORE BY QUARTERS	1st	2nd	3rd	4th	Total
Illinois State	53	70	50	39	212
Opponents	51	54	35	83	223

2003 ILLINOIS STATE FOOTBALL INDIVIDUAL STATS

RUSHING	G	Att	Gain	Loss	Net	Avg	TD	Long	Avg/G
EDWARDS,Sha-Ron	9	161	933	14	919	5.7	7	64	102.1
JOHNSON, Demetru	9	101	558	15	543	5.4	6	49	60.3
SOUZA, Mike	9	76	374	71	303	4.0	0	21	33.7
BULLOCK,LaShawn	6	33	200	7	193	5.8	1	18	32.2
DAVIS,Tristan	5	16	81	5	76	4.8	1	27	15.2
LATTIMORE,Harry	1	3	37	0	37	12.3	0	25	37.0
WHITEHEAD,Andre	2	5	37	0	37	7.4	0	12	18.5
NEWBY,Earl	6	3	20	0	20	6.7	1	10	3.3
WALKINS,Joe	7	1	12	0	12	12.0	0	12	1.7
VAUGHAN,Yance	2	1	2	0	2	2.0	0	2	1.0
KREGER, Kevin	9	2	1	1	0	0.0	0	1	0.0
TEAM	3	4	0	40	-40	-10.0	0	0	-13.3
Total.....	9	406	2255	153	2102	5.2	16	64	233.6
Opponents.....	9	391	1885	314	1571	4.0	12	65	174.6

PASSING	G	Effic	Att-Cmp-Int	Pct	Yds	TD	Lng	Avg/G
SOUZA, Mike	9	103.15	260-130-9	50.0	1545	8	74	171.7
VAUGHAN, Yance	2	76.04	10-5-0	50.0	31	0	9	15.5
BUSSER, Brian	8	0.00	1-0-0	0.0	0	0	0	0.0
Total.....	9	101.77	271-135-9	49.8	1576	8	74	175.1
Opponents.....	9	116.23	239-116-6	48.5	1519	14	67	168.8

RECEIVING	G	No.	Yds	Avg	TD	Long	Avg/G
SMITH,Dwayne	9	45	630	14.0	3	74	70.0
BARBER,Ramon	8	17	158	9.3	0	30	19.8
MASSENGALE,Aver	6	13	155	11.9	1	24	25.8
JOHNSON, Demetru	9	12	73	6.1	0	20	8.1
ROBINSON, Lauren	9	11	138	12.5	3	22	15.3
LARSON, Mike	9	9	95	10.6	0	21	10.6
WALKINS, Joe	7	8	148	18.5	1	43	21.1
EDWARDS, Sha-Ron	9	7	49	7.0	0	16	5.4
DELOACH, Jonatha	5	4	61	15.2	0	23	12.2
KREGER, Kevin	9	2	8	4.0	0	5	0.9
JONES, LaMonte	6	2	2	1.0	0	2	0.3
FILIN, Alex	7	1	24	24.0	0	24	3.4
STATZ, Steve	9	1	14	14.0	0	14	1.6
ARLIS, Victor	2	1	8	8.0	0	8	4.0
BULLOCK, LaShawn	6	1	8	8.0	0	8	1.3
DAVIS, Tristan	5	1	5	5.0	0	5	1.0
Total.....	9	135	1576	11.7	8	74	175.1
Opponents.....	9	116	1519	13.1	14	67	168.8

PUNT RETURNS	No.	Yds	Avg	TD	Long
WALKINS, Joe	12	58	4.8	0	14
PAPOCCIA, Andrew	4	46	11.5	0	29
KITTRELL, Leon	2	11	5.5	0	11
HOLAK, Pete	1	12	12.0	0	0
SISKOWIC, Camero	1	10	10.0	0	0
Total.....	20	137	6.8	0	29
Opponents.....	20	100	5.0	0	19

INTERCEPTIONS	No.	Yds	Avg	TD	Long
PAPOCCIA, Andrew	2	0	0.0	0	0
LARICK, Tyler	1	4	4.0	0	4
ROLLE, William	1	7	7.0	0	7
YEARGIN, Sam	1	5	5.0	0	5
OLIVER, Antwan	1	0	0.0	0	0
Total.....	6	16	2.7	0	7
Opponents.....	9	115	12.8	1	40

KICK RETURNS	No.	Yds	Avg	TD	Long
WALKINS, Joe	10	211	21.1	0	29
EDWARDS, Sha-Ron	6	146	24.3	0	35
BULLOCK, LaShawn	6	123	20.5	0	33
JOHNSON, Demetru	2	20	10.0	0	20
LARSON, Mike	1	22	22.0	0	22
KITTRELL, Leon	1	17	17.0	0	17
PAPOCCIA, Andrew	1	13	13.0	0	13
Total.....	27	552	20.4	0	35
Opponents.....	26	571	22.0	0	78

FUMBLE RETURNS	No.	Yds	Avg	TD	Long
COLVIN, Cerone	1	23	23.0	1	23
SOUZA, Mike	0	1	0.0	0	0
Total.....	1	24	24.0	1	23
Opponents.....	0	0	0.0	2	0

SCORING	TD	FGs	Kick	Rush	Rcv	Pass	DXP	Saf	Points
CARROLL, Stephen	0	12-15	22-22	0-0	0	0-0	0	0	0
EDWARDS, Sha-Ron	7	0-0	0-0	0-0	0	0-0	0	0	42
JOHNSON, Demetru	6	0-0	0-0	0-0	0	0-0	0	0	36
SMITH, Dwayne	3	0-0	0-0	0-0	0	0-0	0	0	18
ROBINSON, Lauren	3	0-0	0-0	0-0	0	0-0	0	0	18
DAVIS, Tristan	1	0-0	0-0	0-0	0	0-0	0	0	6
NEWBY, Earl	1	0-0	0-0	0-0	0	0-0	0	0	6
WALKINS, Joe	1	0-0	0-0	0-0	0	0-0	0	0	6
MASSENGALE, Aver	1	0-0	0-0	0-0	0	0-0	0	0	6
BULLOCK, LaShawn	1	0-0	0-0	0-0	0	0-0	0	0	6
COLVIN, Cerone	1	0-0	0-0	0-0	0	0-0	0	0	6
SISKOWIC, Camero	0	0-0	0-0	0-0	0	0-0	0	1	2
TEAM	0	0-0	0-0	0-0	0	0-0	0	1	2
BUSSER, Brian	0	0-0	0-0	0-1	0	0-0	0	0	0
SOUZA, Mike	0	0-0	0-0	0-1	0	0-1	0	0	0
Total.....	25	12-15	22-22	0-2	0	0-1	0	2	212
Opponents.....	29	6-9	23-26	1-1	2	2-2	0	1	223

TOTAL OFFENSE	G	Plays	Rush	Pass	Total	Avg/G
SOUZA, Mike	9	336	303	1545	1848	205.3
EDWARDS, Sha-Ron	9	161	919	0	919	102.1
JOHNSON, Demetru	9	101	543	0	543	60.3
BULLOCK, LaShawn	6	33	193	0	193	32.2
DAVIS, Tristan	5	16	76	0	76	15.2
LATTIMORE, Harry	1	3	37	0	37	37.0
WHITEHEAD, Andre	2	5	37	0	37	18.5
VAUGHAN, Yance	2	11	2	31	33	16.5
NEWBY, Earl	6	3	20	0	20	3.3
WALKINS, Joe	7	1	12	0	12	1.7
TEAM	3	4	-40	0	-40	-13.3
Total.....	9	677	2102	1576	3678	408.7
Opponents.....	9	630	1571	1519	3090	343.3

FIELD GOALS	FGM-FGA	Pct	01-19	20-29	30-39	40-49	50-59	Lg	Bk
CARROLL, Stephen	12-15	80.0	0-0	5-5	1-2	5-7	1-1	50	1

FG SEQUENCE	Illinois State	OPPONENTS
Drake	(48),(22)	-
Illinois	(27),49,(28),(28)	(40),(28)
Truman State	-	-
Eastern Illinois	(44),(47),42	-
Florida Atlantic	38,(47)	-
Northern Iowa	-	52
Southern Illinois	(50)	(42)
Western Kentucky	(32)	(33),(41)
Youngstown State	(43),(22)	49,(34),53

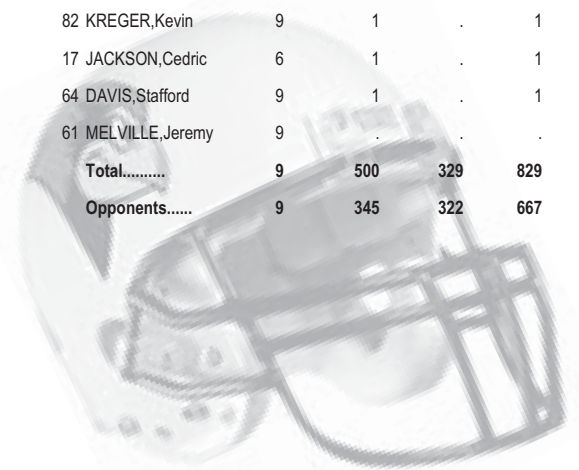
Numbers in (parentheses) indicate field goal was made.

PUNTING	No.	Yds	Avg	Long	TB	FC	I20	Bkld
MASKEL, Troy	29	1134	39.1	63	2	3	6	0
HOFFMAN, Ryan	20	882	44.1	58	5	4	5	1
TEAM	1	22	22.0	22	0	0	0	0
Total.....	50	2038	40.8	63	7	7	11	1
Opponents.....	52	2023	38.9	60	3	8	22	2

ALL PURPOSE	G	Rush	Rec	PR	KOR	IR	Tot	Avg/G
EDWARDS, Sha-Ron	9	919	49	0	146	0	1114	123.8
JOHNSON, Demetru	9	543	73	0	20	0	636	70.7
SMITH, Dwayne	9	0	630	0	0	0	630	70.0
WALKINS, Joe	7	12	148	58	211	0	429	61.3
BULLOCK, LaShawn	6	193	8	0	123	0	324	54.0
SOUZA, Mike	9	303	0	0	0	0	303	33.7
BARBER, Ramon	8	0	158	0	0	0	158	19.8
MASSENGALE, Aver	6	0	155	0	0	0	155	25.8
ROBINSON, Lauren	9	0	138	0	0	0	138	

2003 ILLINOIS STATE FOOTBALL DEFENSIVE STATS

DEFENSIVE LEADERS	GP	TACKLES				SACKS		PASS DEF			FUMBLES		BLKD	
		SOLO	AST	TOTAL	TFL/YDS	NO-YARDS	INT-YDS	BRUP	QBH	RCV-YDS	FF	KICK	SAF	
46 GRIGSBY,Boomer	9	83	55	138	12-28	3-15	.	1	3	1-0	1	.	.	
42 GILOT,Gean	9	62	49	111	18-46	4-25	.	1	2	1-0	2	.	.	
12 PAPOCCIA,Andrew	8	33	23	56	4-21	2-18	2-0	.	2	
27 LARICK,Tyler	8	28	28	56	.	.	1-4	3	.	1-0	1	.	.	
4 DAILEY,Cavari	8	30	17	47	8-33	1-10	.	2	1	.	2	.	.	
97 ROBINSON,Ray	9	33	12	45	14-71	9-56	.	2	12	.	1	.	.	
36 ROLLE,William	9	20	17	37	4-22	2-12	1-7	.	1	1-0	.	.	.	
2 OLIVER,Antwan	9	31	5	36	.	.	1-0	8	
73 MARTINDALE,Just	9	16	20	36	9-39	4-22	.	.	7	.	.	1	.	
92 CHRESTMAN,Josh	6	13	14	27	4-19	2-15	.	.	5	
54 SPLANT,Rick	9	18	5	23	1-3	
98 BLOUGH,Mike	9	12	10	22	3-10	1-6	.	2	3	
28 TEMPLE,James	9	16	5	21	
21 COLVIN,Cerone	7	13	7	20	1-23	.	.	.	
1 YEARGIN,Sam	9	15	5	20	.	.	1-5	6	
23 GOVAN,Chris	9	12	4	16	1-1	.	.	1	.	.	1	.	.	
65 THORNE,Ryan	8	8	8	16	3-9	.	.	2	6	1-0	.	.	.	
40 SISKOWIC,Camero	9	9	7	16	1	1	
96 KIRKLAND,Anthon	9	5	9	14	4-16	1-3	.	.	6	
74 HARTMAN,Barry	9	6	5	11	.	.	.	2	2	.	1	.	.	
44 CAMPBELL,Niall	8	5	4	9	2-1	2	.	.	
52 TERRAZAS,Jesus	9	5	4	9	1-3	.	.	1	
25 KITTRELL,Leon	7	6	2	8	2-6	.	.	2	.	1-0	.	.	.	
26 HOLAK,Pete	9	5	1	6	1	.	
50 CONNER,Montel	5	.	4	4	
47 HARRIS,Steve	4	3	1	4	
37 YEARBY,Sesamir	5	2	1	3	1-0	.	.	.	
55 WASHINGTON,Noah	8	.	3	3	
5 SOUZA,Mike	9	3	.	3	0-1	.	.	.	
76 HEFFERNAN,Micha	5	.	2	2	1	
95 ROHRER,Nick	4	1	1	2	2	
32 NEWBY,Earl	6	2	.	2	1-13	1	
51 STEGEMAN,Mike	9	1	.	1	1	.	.	
80 SMITH,Dwayne	9	.	1	1	
81 ROBINSON,Lauren	9	1	.	1	
82 KREGGER,Kevin	9	1	.	1	
17 JACKSON,Cedric	6	1	.	1	
64 DAVIS,Stafford	9	1	.	1	
61 MELVILLE,Jeremy	9	1-0	.	.	.	
Total.....	9	500	329	829	91-341	26-160	6-16	33	53	9-24	12	3	2	
Opponents.....	9	345	322	667	46-112	7-58	9-115	33	1	5-0	8	1	1	



GAME-BY-GAME INDIVIDUAL STATS

Rushing (Att.-Yds.-TD)

Opponent	Bullock	Edwards	Johnson	Newby	Souza
Drake	INJ	16-152-2	20-82-1	1-5-0	4-23-0
@ Illinois	INJ	5-17-0	8-38-0	0-0-0	16-71-0
Truman St.	INJ	19-93-1	15-132-3	2-15-1	4-39-0
@ E. Illinois	8-48-0	7-15-0	20-159-1	0-0-0	13-45-0
Fla. Atlantic	0-0-0	17-98-0	13-49-0	DNP	15-83-0
N. Iowa	3-0-0	13-40-0	8-25-1	DNP	9-11-0
@ S. Illinois	1-3-0	15-88-1	8-19-0	DNP	6-18-0
Western Ky.	7-36-1	36-233-1	8-36-0	0-0-0	3-(-18)-0
@ Y'town St.	14-106-0	33-183-2	1-3-0	0-0-0	6-31-0
W. Illinois					
@ SMS					
Indiana St.					

Passing (Comp.-Att.-Int.-Yds.-TD)

Opponent	Souza	Vaughan
Drake	8-16-1-45-0	1-2-0-8-0
@ Illinois	33-56-0-385-2	DNP
Truman St.	8-11-0-109-1	4-8-0-23-0
@ E. Illinois	15-34-1-215-1	DNP
Fla. Atlantic	13-39-2-100-1	DNP
N. Iowa	16-38-0-150-0	DNP
@ S. Illinois	17-33-2-207-1	DNP
Western Ky.	5-10-1-63-0	DNP
@ Y'town St.	15-23-2-271-2	DNP
W. Illinois		
@ SMS		
Indiana St.		

Receiving (No.-Yds.-TD)

Opponent	Barber	Edwards	Filin	Johnson	Jones	Larson	Massengale	Newby	Robinson	Smith	Statz	Walkins
Drake	3-13-0	0-0-0	0-0-0	1-(-4)-0	1-0-0	0-0-0	DNP	0-0-0	1-7-0	2-29-0	0-0-0	0-0-0
@ Illinois	6-37-0	1-(-1)-0	0-0-0	4-28-0	1-2-0	2-28-0	5-48-0	0-0-0	0-0-0	14-243-2	0-0-0	INJ
Truman St.	1-12-0	0-0-0	1-24-0	1-3-0	DNP	2-9-0	1-9-0	0-0-0	1-22-1	3-43-0	0-0-0	INJ
@ E. Illinois	4-68-0	0-0-0	0-0-0	2-16-0	DNP	0-0-0	2-43-0	0-0-0	1-4-0	4-50-0	0-0-0	2-34-0
Fla. Atlantic	0-0-0	2-2-0	0-0-0	2-0-0	DNP	1-21-0	2-14-0	DNP	2-39-1	3-16-0	0-0-0	0-0-0
N. Iowa	0-0-0	2-20-0	0-0-0	2-30-0	0-0-0	1-8-0	2-30-0	DNP	1-9-0	7-39-0	0-0-0	1-14-0
@ S. Illinois	3-28-0	1-12-0	DNP	0-0-0	0-0-0	1-2-0	1-11-0	DNP	3-34-0	4-85-0	0-0-0	3-32-1
Western Ky.	0-0-0	1-16-0	DNP	0-0-0	0-0-0	0-0-0	DNP	0-0-0	0-0-0	2-7-0	0-0-0	0-0-0
@ Y'town St.	0-0-0	0-0-0	0-0-0	0-0-0	0-0-0	2-27-0	INJ.	0-0-0	2-23-1	6-118-1	1-14-0	2-68-0
W. Illinois												
@ SMS												
Indiana St.												

Defense (Tackles-Sacks-Int.)

Opponent	Blough	Campbell	Chrestman	Dailey	Gilot	Govan	Grigsby	Harris	Hartman	Heffernan	Kirkland	Kittrell	Larrick
Drake	1-0-0	4-0-0	2-0-0	10-0-0	12-1-0	3-0-0	11-0-0	2-0-0	1-0-0	1-0-0	1-0-0	2-0-0	5-0-0
@ Illinois	1-0-0	2-0-0	4-0-0	2-0-0	9-0-0	1-0-0	21-0-0	0-0-0	0-0-0	1-0-0	0-0-0	1-0-0	8-0-0
Truman St.	1-0-0	1-0-0	5-0-0	INJ.	7-0-0	1-0-0	9-1-0	1-0-0	3-0-0	INJ	1-0-0	4-0-0	3-0-0
@ E. Illinois	1-0-0	0-0-0	2-0-0	6-1-0	9-0-0	7-0-0	11-1-0	1-0-0	0-0-0	INJ	0-0-0	0-0-0	6-0-0
Fla. Atlantic	2-0-0	0-0-0	10-1-0	6-0-0	11-0-0	1-0-0	17-0-0	DNP	0-0-0	0-0-0	1-0-0	0-0-0	2-0-0
N. Iowa	4-0-0	0-0-0	4-1-0	6-0-0	11-0-0	2-0-0	21-0-0	DNP	1-0-0	DNP	2-0-0	1-0-0	8-0-1
@ S. Illinois	5-0-0	0-0-0	INJ.	3-0-0	18-0-0	0-0-0	13-0-0	DNP	2-0-0	DNP	5-0-0	INJ.	15-0-0
Western Ky.	4-0-0	0-0-0	INJ.	7-0-0	23-1-0	1-0-0	19-0-0	DNP	0-0-0	0-0-0	3-0-0	INJ.	9-0-0
@ Y'town St.	3-1-0	2-0-0	INJ.	6-0-0	11-2-0	0-0-0	16-0-0	DNP	4-0-0	DNP	1-1-0	0-0-0	DNP
W. Illinois													
@ SMS													
Indiana St.													

Opponent	Martindale	Oliver	Papoccia	Robinson	Rolle	Siskowic	Splant	Temple	Terrazas	Thorne	Yeargin
Drake	6-1-0	3-0-0	6-0-0	5-0-0	2-0-0	4-0-0	5-0-0	3-0-0	2-0-0	1-0-0	1-0-0
@ Illinois	4-0-0	3-0-0	8-0-1	5-0-0	5-0-0	3-0-0	3-0-0	3-0-0	2-0-0	2-0-0	2-0-0
Truman St.	0-0-0	3-0-0	3-1-0	1-0-0	4-0-0	3-0-0	9-0-0	6-0-0	0-0-0	1-0-0	2-0-1
@ E. Illinois	2-1-0	5-0-1	5-1-0	6-3-0	1-1-0	0-0-0	1-0-0	0-0-0	0-0-0	2-0-0	4-0-0
Fla. Atlantic	3-0-0	6-0-0	0-0-0	5-1-0	9-0-0	1-0-0	1-0-0	0-0-0	1-0-0	INJ	3-0-0
N. Iowa	5-1-0	5-0-0	INJ	7-0-0	8-1-0	3-0-0	1-0-0	2-0-0	1-0-0	3-0-0	5-0-0
@ S. Illinois	5-0-0	4-0-0	10-0-1	2-0-0	1-0-0	1-0-0	3-0-0	0-0-0	1-0-0	3-0-0	1-0-0
Western Ky.	7-1-0	2-0-0	12-0-0	4-1-0	1-0-0	1-0-0	0-0-0	1-0-0	3-0-0	2-0-0	1-0-0
@ Y'town St.	4-0-0	5-0-0	11-0-0	12-4-0	6-0-0	0-0-0	1-0-0	5-0-0	0-0-0	2-0-0	1-0-0
W. Illinois											
@ SMS											
Indiana St.											

KICKOFFOLOGY

Kickoffs	43
Touchbacks	15
Returns	23
Out of Bounds	0
Fair Catch/Downed	1
Onside Kick	3
Average Starting Position	25.9

POINTS OFF TURNOVERS

Opponent	ISU's Scoring off TOs
Drake	14 (2 TDs)
@ Illinois	3 (1 FG)
Truman St.	14 (2 TDs)
@ E. Illinois	0
Fla. Atlantic	7 (1 TD)
N. Iowa	0
@ S. Illinois	0
Western Ky.	7 (1 TD)
@ Y'town St.	0
W. Illinois	
@ SMS	
Indiana St.	
Total	45 (6 TDs, 1 FG)

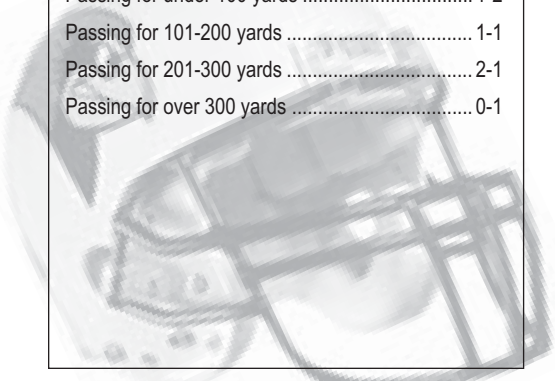
Opponent	Scoring off TOs
Drake	0
@ Illinois	7 (1 TD)
Truman St.	0
@ E. Illinois	7 (1 TD)
Fla. Atlantic	7 (1 TD)
N. Iowa	0
@ S. Illinois	21 (3 TDs)
Western Ky.	7 (1 TD)
@ Y'town St.	7 (1 TD)
W. Illinois	
@ SMS	
Indiana St.	
Total	56 (8 TDs)

ILLINOIS STATE'S RECORD WHEN ...

Home	2-3
Road	2-2
Gateway	1-3
Grass	0-0
Turf	4-5
Day	2-5
Night	2-0
Score first	2-3
Opponent scores first	2-2
Leading after first quarter	3-2
Tied after first quarter	0-1
Trailing after first quarter	1-2
Leading at halftime	3-1
Tied at halftime	0-0
Trailing at halftime	1-4
Leading after third quarter	3-2
Tied after third quarter	0-0
Trailing after third quarter	1-3
Scoring 10 or less points	0-2
Scoring 11-20 points	0-1
Scoring 21-30 points	2-2
Scoring 31-40 points	1-0
Scoring 41 or more points	1-0
Allowing 10 or less points	1-0
Allowing 11-20 points	2-1
Allowing 21-30 points	1-2
Allowing 31-40 points	0-0
Allowing 41 or more points	0-2
Having less turnovers	2-1
Having more turnovers	1-3
Same number of turnovers	1-1
Scoring a defensive touchdown	0-1
Allowing a defensive touchdown	1-1
Scoring a special team touchdown	0-0
Allowing a special team touchdown	0-1
Rushing for under 100 yards	0-1
Rushing for 101-200 yards	0-2
Rushing for 201-300 yards	2-2
Rushing for over 300 yards	2-0
Passing for under 100 yards	1-2
Passing for 101-200 yards	1-1
Passing for 201-300 yards	2-1
Passing for over 300 yards	0-1

ILLINOIS STATE SCORING PLAYS/DRIVES

Qtr.	Opponent	Time	Scoring Play	Conversion	Plays-Yds.	TOP	Score
1	Drake	4:20	Johnson 17-yard run	Carroll kick	5-67	1:58	6-7
2	Drake	4:44	Edwards 15-yard run	Carroll kick	11-65	5:23	14-6
2	Drake	:44	Carroll 48-yard field goal		8-35	2:28	17-6
3	Drake	12:10	Edwards 31-yard run	Carroll kick	2-37	:36	24-6
4	Drake	10:16	Carroll 22-yard field goal		4-5	1:17	27-6
2	Illinois	7:35	Carroll 27-yard field goal		14-59	6:53	3-21
3	Illinois	7:28	Smith 10-yard pass from Souza	Carroll kick	13-78	5:26	10-31
3	Illinois	5:38	Carroll 28-yard field goal		5-32	1:50	13-31
3	Illinois	1:13	Smith 74-yard pass from Souza	Pass failed	4-80	2:00	19-38
4	Illinois	0:00	Carroll 28-yard field goal		12-58	1:58	22-49
1	Truman State	12:00	Johnson 1-yard run	Carroll kick	5-21	2:18	7-0
1	Truman State	5:00	Robinson 22-yard pass Souza	Carroll kick	4-27	2:22	14-0
1	Truman State	:50	Johnson 49-yard run	Carroll kick	5-77	1:49	21-0
2	Truman State	13:26	Edwards 5-yard run	Carroll kick	4-41	1:28	28-0
2	Truman State	8:11	Davis 1-yard run	Carroll kick	9-36	3:45	35-0
2	Truman State	1:00	Johnson 3-yard run	Carroll kick	11-80	4:30	42-0
3	Truman State	2:39	Newby 10-yard run	Carroll kick	4-20	1:37	49-0
1	Eastern Illinois	9:01	Carroll 44-yard field goal		8-38	3:12	3-7
1	Eastern Illinois	:51	Carroll 47-yard field goal		11-55	4:58	6-14
2	Eastern Illinois	6:02	Massengale 24-yard pass from Souza	Rush failed	10-89	3:00	12-14
4	Eastern Illinois	9:49	Team safety				14-14
4	Eastern Illinois	8:25	Johnson 49-yard run	Carroll kick	3-58	1:18	21-14
2	Florida Atlantic	9:31	Robinson 21-yard pass from Souza	Carroll kick	7-66	2:34	7-0
2	Florida Atlantic	:06	Carroll 47-yard field goal		14-60	2:20	10-14
2	Northern Iowa	7:11	Johnson 16-yard run	Carroll kick	9-60	3:36	7-0
2	Southern Illinois	5:51	Edwards 16-yard run	Carroll kick	5-56	1:37	7-17
3	Southern Illinois	5:19	Carroll 50-yard field goal		10-43	3:24	10-31
4	Southern Illinois	7:45	Walkins 9-yard pass from Souza	Carroll kick	11-80	2:33	17-38
1	Western Ky.	5:31	Edwards 9-yard run	Carroll kick	10-76	3:57	7-0
3	Western Ky.	4:40	Bullock 13-yard run	Carroll kick	6-95	2:31	14-20
3	Western Ky.	4:04	Colvin 23-yard fumble recovery	Carroll kick			21-20
4	Western Ky.	5:57	Carroll 32-yard field goal		11-52	3:52	24-20
1	Y'stown State	11:22	Carroll 43-yard field goal		11-54	3:38	3-0
1	Y'stown State	5:45	Robinson 10-yard pass from Souza	Carroll kick	9-68	3:51	10-0
1	Y'stown State	2:48	Team safety			2:48	12-0
2	Y'stown State	14:54	Edwards 7-yard run	Rush failed	9-63	2:54	18-0
3	Y'stown State	5:59	Carroll 22-yard field goal		8-59	2:31	21-10
4	Y'stown State	14:55	Edwards 9-yard run	Carroll kick	10-86	4:23	28-10
4	Y'stown State	10:52	Smith 45-yard pass from Souza	Carroll kick	4-69	1:23	35-17



OPPONENT SCORING PLAYS/DRIVES

Qtr.	Opponent	Time	Scoring Play	Conversion	Play-Yds.	TOP	Score
1	Drake	6:26	Taylor 1-yard run	kick failed	3-69	1:07	0-6
4	Drake	2:48	Moroni 17-yard pass from Jostes	McGlade kick	8-85	2:32	13-27
1	Illinois	7:23	Kornfeld 32-yard pass from Beutjer	Gockman kick	4-63	1:47	0-7
1	Illinois	4:28	Hayden 41-yard pass from Beutjer	Gockman kick	5-58	1:43	0-14
1	Illinois	2:03	Hurst 30-yard pass from Beutjer	Gockman kick	3-41	1:11	0-21
2	Illinois	1:18	Gockman 40-yard field goal		15-63	6:17	3-24
2	Illinois	0:00	Williams 66-yard blocked FG	Gockman kick			3-31
3	Illinois	3:13	Virgil 35-yard run	Gockman kick	5-65	2:25	13-38
4	Illinois	10:06	Haywood 4-yard pass from Beutjer	Hayden pass	8-59	3:53	19-46
4	Illinois	1:58	Gockman 28-yard field goal		12-78	5:33	19-49
4	Truman State	5:25	Eads 11-yard run	Kramphoefner kick	9-60	3:10	6-49
1	Eastern Illinois	12:20	Miller 32-yard interception return	Kuehn kick			0-7
1	Eastern Illinois	6:00	Voss 35-yard pass from Vincent	Kuehn kick	6-80	3:01	3-14
2	Florida Atlantic	6:21	Crissinger-Hill 67-yard pass from Allen	Myers kick	2-69	0:51	7-7
2	Florida Atlantic	2:34	Crissinger-Hill 9-yard pass from Allen	Myers kick	6-51	2:37	7-14
3	Florida Atlantic	6:03	Jackson 9-yard run	Myers kick	4-36	1:29	10-21
4	Florida Atlantic	14:37	Sanchez 21-yard run	Myers kick	6-59	1:02	10-28
4	Northern Iowa	14:46	Team safety				7-2
4	Northern Iowa	14:23	Cutright 58-yard pass from Petrie	Freenev rush	2-58	0:17	7-10
4	Northern Iowa	6:55	Freenev 4-yard run	kick failed	5-67	1:29	7-16
1	Southern Illinois	7:42	Coffin 42-yard field goal		9-34	5:10	0-3
1	Southern Illinois	3:20	Abbott 18-yard pass from Robinson	Coffin kick	6-77	2:18	0-10
2	Southern Illinois	10:14	Kupec 21-yard pass from Sambrusky	Coffin kick	13-81	5:30	0-17
2	Southern Illinois	3:14	Koutsos 1-yard run	Coffin kick	6-80	2:37	7-24
3	Southern Illinois	8:49	Johnson fumble recovery	Coffin kick			7-31
4	Southern Illinois	10:18	Koutsos 1-yard run	Coffin kick	11-63	5:45	10-38
4	Southern Illinois	6:57	Koutsos 35-yard run	Coffin kick	2-39	:46	17-45
2	Western Ky.	13:18	Lange 33-yard field goal		15-64	7:13	7-3
2	Western Ky.	7:07	Moore 10-yard run	Lange kick	8-45	3:43	7-10
2	Western Ky.	:06	Lange 41-yard field goal		10-40	4:18	7-13
3	Western Ky.	14:00	Rooney 36-yard pass from Haddix	Lange kick	3-39	:48	7-20
4	Western Ky.	1:59	Moore 1-yard run	Lange kick	10-66	3:50	24-27
2	Y'stown State	9:47	Terracina 34-yard field goal		11-60	5:07	18-3
3	Y'stown State	12:46	Smith 8-yard pass from Marshall	Terracina kick	5-32	2:14	18-10
4	Y'stown State	12:15	Burns 25-yard pass from Marshall	Terracina kick	9-84	2:40	28-17
4	Y'stown State	1:52	Marshall 20-yard run	Roberts pass	6-44	1:18	35-25

RANKING THE REDBIRDS NATIONALLY

Team Statistics

Rushing Offense	15	233.11
Passing Offense	76	175.11
Total Offense	24	406.22
Scoring Offense	67	23.56
Rushing Defense	80	174.56
Pass Efficiency Defense	52	116.20
Total Defense	51	343.33
Scoring Defense	66	24.78
Net Punting	3	38.76
Punt Returns	90	6.85
Kickoff Returns	57	20.44
Turnover Margin	66	-0.11
Pass Defense	31	168.78
Passing Efficiency	93	101.75

Individual Statistics in the Top 30

Sha-Ron Edwards-Rushing	29	102.11
Stephen Carroll-Field Goals	12	1.33

GFC PLAYERS OF THE WEEK

Offense

Dwayne Smith	9/7
Demetrus Johnson	9/14
Mike Stegeman	9/21
Sha-Ron Edwards	10/27

FOOTBALL GAZETTE PLAYERS OF THE WEEK

Offense

Dwayne Smith	9/8
--------------	-----

PRONUNCIATION KEY

Ramon Barber	Ruh-MON
Mike Blough	rhymes with Plow
Brian Busser	BUS-er
Nial Campbell	NILE
Cerone Colvin	suh-ROAN COHL-vin
J.P. Dundas	DONE-dus
Sha-Ron Edwards	sha-RON
Alex Filin	FILL-in
Evan Allen-Gessesse	ga-SES-a
Gean Gilot	gene guh-LOT
Pete Holak	HOLE-ak
LaMonte Jones	la-MONT-aye
Kevin Kreger	CREE-ger
Joe Pantoja	pan-TOY-yuh
Andrew Papoccia	puh-POE-see
Matt Pezdek	PEZ-deck
Adam Redenius	ruh-DEEN-yus
Laurent Robinson	La-RAUNT
Nick Rohrer	ROAR-er
William Rolle	ROLL
Cameron Siskowic	SIS-co-wick
Mike Souza	SUE-za
Steve Statz	STAHTZ
Mike Stegeman	STEG-eh-man
Jesus Terrazas	ter-RAH-zus
Ryan Thorne	THORN
Shawn Wiza	WIZ-ah
Sesamir Yearby	SEZ-meer
Sam Yeargin	YEER-gun



THE REDBIRD RECORD BOOK

ISU Career Rushing Yards by a QB

1. Adrian Wilson (1988-92)	725
3. Kevin Glenn (1997-00)	561
- Mike Souza (2002-)	527

ISU Career Passing Yards

1. Kevin Glenn (1997-00)	8,251
7. Wes Bair (1951-54)	3,369
8. Mike Souza (2002-)	2,949

ISU Career Passing TDs

1. Kevin Glenn (1997-00)	62
8. Adrian Wilson (1988-92)	17
- Mike Souza (2002-)	16

ISU Career Receptions

1. Rickey Garrett (1996-99)	177
8. Jacob Niete (1997-99)	86
9. Dwayne Smith (2002-)	84

ISU Career Receiving Yards

1. Rickey Garrett (1996-99)	2,719
8. Jacob Niete (1997-99)	1,109
9. Dwayne Smith (2002-)	1,100

ISU Career TD Receptions

1. Rickey Garrett (1996-99)	22
8. Four players with	7
- Dwayne Smith (2002-)	6

ISU Career Total Yards (Net)

1. Kevin Glenn (1997-00)	8,812
6. Toby Davis (1989-92)	3,735
7. Mike Souza (2002-)	3,476

ISU Career Tackles

1. Galen Scott (1997-00)	579
3. Chris Stevens (1992-95)	443
4. Boomer Grigsby (2001-)	410
10. Tim Angsten (1995-97, 1999)	320
- Andrew Papoccia (2000-)	241

ISU Career Sacks

1. John Kropke (1984-87)	25
2. Tony Jones (1998-91)	23.5
3. Ray Robinson (2000-)	20
7. Eric Johnson (1994-96)	15
8. Andrew Papoccia (2000-)	14.5
10. Scott Underwood (1986-89)	13.5
Brian Gant (1983-86)	13.5
- Boomer Grigsby (2001-)	9.5

ISU Career Tackles for Loss

1. John Kropke (1984-87)	54
5. Brian Gant (1983-86)	36
6. Ray Robinson (2000-)	32
7. Andrew Papoccia (2000-)	31
Boomer Grigsby (2001-)	31
9. Gean Gilot (2000-)	29

ISU Career Field Goals

1. Todd Kurz (1993-96)	59
2. Paul Politi (1983-86)	50
3. Stephen Carroll (2001-)	37

ISU Career PATs

1. Jake Strader (1997-00)	141
3. Todd Kurz (1993-96)	89
4. Stephen Carroll (2001-)	80

ISU Consecutive PATs Made

1. Paul Politi (1983-86)	85
2. Stephen Carroll (2001-)	71

THE SPORTS NETWORK/CSTV POLL

Team (first place votes)	Pts.	Prv. Rank
1. McNeese State (80)	2,537	1
3. Delaware (21)	2,465	3
4. Southern Illinois (2)*	2,346	4
5. Massachusetts	2,247	5
6. Wofford	2,089	6
9. Northern Iowa*	1,939	9
2. Villanova	1,896	2
8. Western Kentucky*	1,862	8
11. Bethune-Cookman	1,625	11
12. Montana	1,585	12
13. Pennsylvania	1,422	13
16. Colgate	1,296	16
7. Western Illinois*	1,278	7
15. Grambling State	1,277	15
10. Northern Arizona	988	10
20. Harvard	913	20
21. Florida Atlantic	769	21
14. Southern	729	14
23. North Carolina A&T	716	23
22. Furman	680	22
25. Hampton	572	25
24. Fordham	499	24
18. Northwestern State	296	18
17. Idaho State	294	17
25. The Citadel	253	NR

*Gateway Football Conference member
Illinois State opponent

ESPN/USA TODAY POLL

Team (first place votes)	Pts.	Prv. Rank
1. McNeese State (31)	1,047	1
2. Delaware (9)	1,034	3
3. Southern Illinois (3)*	959	4
4. Massachusetts	932	5
5. Wofford	897	6
6. Northern Iowa*	814	19
7. Western Kentucky*	779	8
8. Villanova	765	2
9. Bethune-Cookman	651	11
10. Montana	647	12
11. Pennsylvania	550	14
12. Western Illinois*	540	7
13. Colgate	518	17
14. Grambling State	507	16
15. Northern Arizona	441	10
16. Florida Atlantic	372	19
17. Southern	330	13
18. Harvard	318	20
19. North Carolina A&T	294	23
20. Furman	266	22
21. Hampton	248	22
22. Fordham	184	25
23. Idaho State	156	15
24. Northwestern State	129	18
25. The Citadel	116	NR

*Gateway Football Conference member
Illinois State opponent

REDBIRDS IN THE POLLS

	TSN/CSTV	USA Today/ESPN
Pre-season	NR	NR
Week 1	NR	No Poll
Week 2	NR	NR
Week 3	NR	NR
Week 4	23	24
Week 5	NR	NR
Week 6	NR	NR
Week 7	NR	NR
Week 8	NR	NR
Week 9	NR	NR

THE LAST TIME ILLINOIS STATE ...

Had Two 100-Yard Rushers: Sha-Ron Edwards (183) and LaShawn Bullock (106) at Y'town St., 10/25/03

Had a 70-Yard Run: 77, Willie Watts vs. Northern Iowa, 10/27/01

Had a 70-Yard Pass Completion: 74, Mike Souza to Dwayne Smith at Illinois, 9/6/03

Had a 200-Yard Rusher: 233, Sha-Ron Edwards vs. Western Kentucky, 10/18/03

Had a 300-Yard Passer: 385, Mike Souza at Illinois, 9/6/03

Had a Player with 300 Yards Total Offense: 456, Mike Souza at Illinois, 9/6/03

Had a Player with 10 Receptions: 14, Dwayne Smith at Illinois, 9/6/03

Had a Player with 100 Yards Receiving: 118, Dwayne Smith at Youngstown State, 10/25/03

Had a Player Score 3 TDs: 3, Demetrus Johnson vs. Truman State, 9/13/03

Had a Player Pass for 3 TDs: 3, Michael Souza at Northern Iowa, 10/26/02

Had a Player Rush for 3 TDs: 3, Demetrus Johnson vs. Truman State, 9/13/03

Had a Player Kick 3 FGs: Stephen Carroll vs. SMS, 10/5/02

Had a Player Kick a 50-Yard FG: 50, Stephen Carroll at Southern Illinois, 10/14/03

Had an Interception Returned for a TD: Scott Cook (12 yards) vs. Prairie View A&M, 10/21/00

Had a Fumble Return for a TD: Cerone Colvin (23 yards) vs. Western Kentucky, 10/18/03

Had a Kickoff Return for a TD: Aveion Cason (100 yards) vs. Western Illinois, 11/6/99

Had a Punt Return for a TD: Warren Calhoun (62 yards) vs. SMS, 9/6/86

Had a Player Return a Blocked FG for a TD: Armando Andrade (85 yards) vs. West Virginia Tech, 8/31/00

Had a Player Return a Blocked Punt for a TD: Justin Frierson (28 yards) vs. Prairie View A&M, 10/21/00

Had a Player with 20 Tackles: 23, Gean Gilot vs. Western Kentucky, 10/18/03

Had 400 Yards Rushing: 405 vs. Youngstown State, 11/14/98

Had 300 Yards Rushing: 333 at Y'town St., 10/25/03

Had 400 Yards Passing: 406 vs. Truman State, 9/2/99

Had 300 Yards Passing: 385, at Illinois, 9/6/03

Had 500 Yards Total Offense: 544 vs. Truman State, 9/13/03

Had 30 First Downs: 32 at Youngstown St., 10/25/03

Had 50 Points: 55 vs. Quincy, 9/7/02

Had 5 Fumbles Lost: 5 vs. Western Michigan, 9/17/88

Had Scored a Safety: at Youngstown State (sacked punter), 10/25/03

Shut out an Opponent: Illinois State 64, Prairie View A&M 0, 10/21/00

Was Shut Out: Western Kentucky 9, Illinois State 0, 11/2/02

Held an Opponent Below 200 Total Yards: 184, SMS, 11/18/00

Held an Opponent Below 100 Yards Rushing: 76 vs. Florida Atlantic, 9/27/03

Held an Opponent Below 50 Yards Rushing: 41, West Virginia Tech, 8/31/00

Held an Opponent Below 100 Yards Passing: 77, at Western Kentucky, 11/2/02

Held an Opponent Below 50 Yards Passing: 24, Quincy, 9/7/02

Illinois State in the Redzone

Opponent	Times	Times	Total	Rush	Pass	Total	FGs	-Failed to score inside 20-					Game
	in 20	Scored	Pts.	TDs	TDs	TDs	Made	FGA	Downs	Int	Fum	Half	
Drake	3	3	17	2	0	2	1	0	0	0	0	0	0
@ Illinois	5	4	16	1	0	1	3	0	0	0	1	0	0
Truman St.	7	6	42	5	1	6	0	0	0	0	0	1	0
@ E. Illinois	0	0	0	0	0	0	0	0	0	0	0	0	0
Fla. Atlantic	1	0	0	0	0	0	0	1	0	0	0	0	0
N. Iowa	1	1	7	1	0	1	0	0	0	0	0	0	0
@ S. Illinois	2	2	14	1	1	2	0	0	0	0	0	0	0
Western Ky.	3	3	17	2	0	2	1	0	0	0	0	0	0
@ Y'town St.	6	4	23	2	1	3	1	0	1	1	0	0	0
W. Illinois													
@ SMS													
Indiana St.													
Totals (82.1%)	28	23	136	13	4	17	6	1	1	1	1	1	0

Opponents in the Redzone

Opponent	Times	Times	Total	Rush	Pass	Total	FGs	-Failed to score inside 20-					Game
	in 20	Scored	Pts.	TDs	TDs	TDs	Made	FGA	Downs	Int	Fum	Half	
Drake	3	2	13	1	1	2	0	0	1	0	0	0	0
@ Illinois	2	2	11	1	0	1	1	0	0	0	0	0	0
Truman St.	1	1	6	1	0	1	0	0	0	0	0	0	0
@ E. Illinois	0	0	0	0	0	0	0	0	0	0	0	0	0
Fla. Atlantic	3	2	14	1	1	2	0	0	0	0	0	1	0
N. Iowa	2	1	6	1	0	1	0	0	0	0	1	0	0
@ S. Illinois	4	4	28	2	2	4	0	0	0	0	0	0	0
Western Ky.	4	4	20	2	0	2	2	0	0	0	0	0	0
@ Y'town St.	3	3	18	1	1	2	1	0	0	0	0	0	0
W. Illinois													
@ SMS													
Indiana St.													
Totals (86.4%)	22	19	116	9	6	15	4	0	1	0	1	1	0

Game-by-Game (ISU/Opponent)

Opponent	Score	1st Downs	Rushing	Passing	Pass Yards	Plays	Total Yds	Ret Yds	Pen Yds	TOs
Drake	27-13	15/14	46-282/33-61	9-18-1/19-37-0	53/247	64/70	335/308	71/40	70/44	1/2
@ Illinois	22-49	27/23	29-133/41-254	33-56-0/16-24-1	385/207	85/65	511/461	154/29	70/50	2/1
Truman St.	49-6	26/12	61-390/23-51	12-19-0/15-36-1	132/141	80/59	522/192	63/156	122/25	0/2
@ E. Illinois	21-14	23/16	48-267/33-72	15-35-1/13-28-1	215/139	83/61	482/211	108/76	180/85	1/1
Fla. Atlantic	10-28	18/16	46-229/41-76	13-39-2/15-26-0	100/226	85/67	329/302	69/86	112/110	2/2
N. Iowa	7-16	13/19	34-52/56-295	16-38-0/6-20-2	150/135	72/76	202/430	42/7	73/74	0/3
@ S. Illinois	17-45	19/22	32-114/57-358	17-33-2/10-23-1	207/148	65/80	321/506	83/41	45/104	3/1
Western Ky.	24-27	18/19	54-287/59-235	5-10-1/7-10-0	63/109	64/69	350/344	90/106	58/60	2/1
@ Y'town St.	35-25	32/24	56-333/48-169	15-23-2/15-35-0	271/167	79/83	604/336	48/226	55/30	3/0
W. Illinois										
@ SMS										
Indiana St.										
Totals	212-223	192/165	406-2102/391-1885	135-271-9/116-239-6	1576/1519	677/630	3678/3090	705/786	785/582	14/13

3rd-Down Conversions (ISU/Opponent)

Opponent	Score	Overall	1st Qtr	2nd Qtr	3rd Qtr	4th Qtr	OT
Drake	27-13	4-14/4-18	0-2/1-4	3-5/0-4	0-3/2-6	1-4/1-4	0-0/0-0
@ Illinois	22-49	7-17/7-12	1-4/2-3	2-4/2-3	2-4/1-3	2-5/2-3	0-0/0-0
Truman St.	49-6	12-16/3-15	2-3/1-5	4-4/0-3	3-5/2-4	3-4/0-3	0-0/0-0
@ E. Illinois	21-14	8-17/4-13	1-4/1-2	3-5/1-4	2-4/1-4	2-4/1-4	0-0/0-0
Fla. Atlantic	10-28	4-18/6-15	0-4/0-3	4-7/1-3	0-5/1-4	0-2/4-5	0-0/0-0
N. Iowa	7-16	4-18/5-14	1-4/1-3	2-5/2-4	0-3/2-5	1-6/0-2	0-0/0-0
@ S. Illinois	17-45	4-13/11-20	0-3/2-4	1-3/4-7	1-3/3-4	2-4/2-5	0-0/0-0
Western Ky.	24-27	5-12/8-15	3-4/3-4	2-3/3-4	0-1/1-3	0-4/1-4	0-0/0-0
@ Y'town St.	35-25	7-12/7-18	2-3/2-4	2-3/1-3	2-3/1-3	1-3/3-8	0-0/0-0
W. Illinois							
@ SMS							
Indiana St.							
Totals	212-223	55-137/55-140	10-31/13-32	22-39/14-35	10-31/14-36	12-36/14-38	0-0/0-0

4th-Down Conversions (ISU/Opponent)

Opponent	Score	Overall	1st Qtr	2nd Qtr	3rd Qtr	4th Qtr	OT
Drake	27-13	0-0/1-3	0-0/0-1	0-0/0-1	0-0/0-0	0-0/1-1	0-0/0-0
@ Illinois	22-49	3-3/0-0	0-0/0-0	1-1/0-0	1-1/0-0	1-1/0-0	0-0/0-0
Truman St.	49-6	0-0/2-2	0-0/0-0	0-0/0-0	0-0/0-0	0-0/2-2	0-0/0-0
@ E. Illinois	21-14	0-1/0-1	0-0/0-0	0-1/0-0	0-0/0-0	0-0/0-1	0-0/0-0
Fla. Atlantic	10-28	1-3/0-0	0-0/0-0	1-1/0-0	0-1/0-0	0-1/0-0	0-0/0-0
N. Iowa	7-16	1-3/0-0	0-0/0-0	1-1/0-0	0-0/0-0	0-2/0-0	0-0/0-0
@ S. Illinois	17-45	0-1/2-2	0-0/0-0	0-0/1-1	0-1/0-0	0-0/1-1	0-0/0-0
Western Ky.	24-27	1-2/1-2	0-0/0-0	0-0/0-0	0-0/0-0	1-2/1-2	0-0/0-0
@ Y'town St.	35-25	0-1/2-5	0-0/0-1	0-1/0-0	0-0/0-0	0-0/2-4	0-0/0-0
W. Illinois							
@ SMS							
Indiana St.							
Totals	212-223	6-14/8-15	0-0/0-2	3-5/1-2	1-3/0-0	2-6/9-11	0-0/0-0

ILLINOIS STATE STARTER NOTES

REDBIRD OFFENSE

LT	51 Mike Stegeman (So.-1L • 6-5 • 285 • Chatham, Ill.)	Started every game since his redshirt season; named GFC Lineman of the Week after EIU.
LG	64 Stafford Davis (So.-1L • 6-1 • 280 • Orange Park, Fla.)	<i>Football Gazette</i> Preseason 2nd Team All-American; started every game after redshirting his first year.
C	61 Jeremy Melville (Jr.-2L • 6-4 • 266 • Wisconsin Rapids, Wis.)	Preseason Gateway Honorable Mention selection; most experienced lineman on the squad.
RG	69 Jim Ferguson (Sr.-2L • 6-3 • 267 • Morton, Ill.)	One of five Redbird captains; GFC Offensive Lineman of the Week selection last season (10/26).
RT	62 Matt Pezdek (Jr.-1L • 6-4 • 308 • Brookfield, Ill.)	Started the last seven games at right tackle.
WR	80 Dwayne Smith (Sr.-1L • 6-3 • 194 • Rantoul, Ill.)	First in the Gateway in receptions per game (5.00) and receiving yards per game (70.0).
WR	81 Laurént Robinson (Fr.-HS • 6-2 • 165 • Rockledge, Fla.)	Has three starts on the season in eight games; tied for team lead with three TD receptions.
TE	83 Steve Statz (Jr.-2L • 6-5 • 264 • Wisconsin Rapids, Wis.)	Started the last six games and got his first catch of the season at Youngstown State for 14 yards.
QB	5 Mike Souza (Sr.-1L • 6-0 • 177 • Royal Oaks, Calif.)	Second in the GFC in total offense with 205.3 yards per game; ranks second in passing yards/game.
RB	31 Sha-Ron Edwards (Sr.-1L • 6-0 • 201 • Uniondale, N.Y.)	Reigning GFC Offensive Player of the Week; in the last two weeks has 416 yards rushing with 3 TDs.
FB	89 Mike Larson (Jr.-1L • 6-4 • 252 • Palatine, Ill.)	Plays interchangeable FB/TE position; has nine catches for 95 yards.

REDBIRD DEFENSE

DE	98 Mike Blough (So.-1L • 6-5 • 224 • Leonard, Mich.)	Has 22 tackles and three TFLs on the season; got his first sack of the year at YSU.
DT	65 Ryan Thorne (Fr.-RS • 6-2 • 237 • Vista, Calif.)	Missed the FAU game due to injury, but has started all the others; has 16 tackles and three TFLs.
DT	73 Justin Martindale (Fr.-RS • 6-3 • 260 • Wadsworth, Ill.)	Tied for second on the team with four sacks; also has nine TFLs.
DE	97 Ray Robinson (Sr.-3L • 6-2 • 230 • Trenton, N.J.)	Preseason All-GFC First Team selection; had four sacks at YSU and has nine on the season.
WHIP	27 Tyler Larick (Jr.-TR • 6-1 • 201 • Chualar, Calif.)	Moved from free safety to WHIP linebacker; tied for third on the team with 56 tackles.
ILB	42 Gean Gilot (Sr.-2L • 6-0 • 202 • Immokolee, Fla.)	Returned to starting line-up after ACL tear in 2002 opener; second with 111 stops; first in TFLs with 18.
ILB	46 Boomer Grigsby (Jr.-2L • 6-0 • 245 • Canton, Ill.)	Reigning NCAA tackle leader; second this season nationally; leads the team with 138 tackles, 83 solos.
ROVER	28 James Temple (Fr.-RS • 6-0 • 200 • Savannah, Ga.)	Started three games, played in all nine with 21 tackles.
RC	1 Sam Yeargin (Jr.-2L • 5-11 • 175 • Lauderdale, Fla.)	Started the last six games and had his second career pick vs. Truman; has six PBU's.
LC	2 Antwan Oliver (Jr.-TR • 5-10 • 168 • Ft. Lauderdale, Fla.)	Leads the secondary with eight pass break-ups and got his first interception of the year at EIU.
FS	12 Andrew Papoccia (Sr.-3L • 5-11 • 191 • Sterling, Ill.)	Moving to free safety from WHIP linebacker position; tied for third on the team with 56 stops.

REDBIRD DEFENSE

PK	99 Stephen Carroll (Jr.-2L • 5-11 • 180 • O'Fallon, Ill.)	Kicked 71 straight PATs and is 12-for-15 on field goals; No. 12 nationally in FG per game.
P	14 Ryan Hoffman (So.-1L • 6-2 • 186 • Stevens Points, Wis.)	In 20 kicks this season, averaging 44.1 yards per punt with five inside the 20; didn't need to kick at YSU.
LS	67 Jake Weber (Fr.-HS • 6-2 • 225 • Peoria, Ill.)	Got his first career start as the long snapper at SIU.
SS	60 Geoff Pearson (Jr.-Sq. • 6-2 • 275 • Naperville, Ill.)	Back-up center that is in his first year as the short snapper.
HD	16 Brian Busser (So.-Sq. • 6-1 • 184 • Stillman Valley, Ill.)	Former quarterback turned wide receiver, but is still listed as the third QB on the depth chart
KR	9 Joe Walkins (Sr.-1L • 6-0 • 201 • Uniondale, N.Y.)	Has returned 10 kicks for an average of 21.1 yards per game, with 29 yards being his longest.
PR	9 Joe Walkins (Sr.-1L • 6-0 • 201 • Uniondale, N.Y.)	Averaging 4.8 yards per return on his 12 punt returns; his longest is 14 yards.

ILLINOIS STATE ALPHABETICAL ROSTER

No.	Name	Pos.	Ht.	Wt.	Yr.
24	Evan Allen-Gessesse	DB	5-11	185	Jr.-TR
78	Kory Andersen	OL	6-2	267	Fr.-RS
41	Victor Arlis	RB	6-1	215	Fr.-RS
13	Ramon Barber	WR	6-0	188	So.-1L
98	Mike Blough	DE	6-5	224	So.-1L
38	Tristan Borzick	FB	6-0	220	Fr.-HS
10	John Braddock	QB	6-2	195	Fr.-HS
34	LaShawn Bullock	RB	5-7	166	Fr.-RS
16	Brian Busser	WR	6-1	184	So.-Sq.
29	Jesse Caesar	DB	6-0	170	Fr.-HS
44	Niall Campbell	LB	6-2	226	Fr.-RS
99	Stephen Carroll	K	5-11	180	Jr.-2L
92	Josh Chrestman	DL	6-4	255	Jr.-TR
21	Cerone Colvin	DB	5-9	181	Sr.-3L
50	Montel Conner	DE	6-2	228	So.-Sq.
58	Ross Crampton	LB	6-2	212	Fr.-HS
4	Cavari Dailey	DB	6-1	203	Fr.-TR
64	Stafford Davis	OL	6-1	280	So.-1L
19	Jonathan Deloach	WR	6-2	185	Fr.-HS
75	Janiah Downing	OL	6-3	310	Fr.-RS
33	J.P. Dundas	RB	6-0	214	Jr.-1L
31	Sha-Ron Edwards	RB	6-0	201	Sr.-1L
69	Jim Ferguson	OL	6-3	267	Sr.-2L
3	Alex Filin	FB	6-4	214	Fr.-RS
42	Gean Gilot	LB	6-0	202	Sr.-2L
56	Darius Givens	LB	6-1	190	Fr.-HS
23	Chris Govan	DB	6-0	187	So.-1L
46	Boomer Grigsby	LB	6-0	245	Jr.-2L
47	Steve Harris	DB	6-0	185	Fr.-TR
74	Barry Hartman	DL	6-5	270	Fr.-HS
76	Michael Heffernan	DL	6-1	337	Fr.-RS
7	Kyle Hill	WR	5-11	180	Fr.-HS
14	Ryan Hoffman	P/K	6-2	186	So.-1L
26	Pete Holak	DB	5-10	195	Sr.-Sq.
93	Horrace Holloway	DL	6-1	295	Fr.-HS
86	Jason Horton	WR	6-0	170	Fr.-HS
71	Jeff Huntzinger	OL	6-3	275	Fr.-HS
17	Cedric Jackson	DB	5-11	188	Sr.-2L
20	Demetrus Johnson	RB	5-9	185	Jr.-TR
91	Nate Johnson	DL	6-3	222	Fr.-HS
85	LaMonte Jones	WR	5-11	178	Sr.-1L
84	Clint Keller	TE	6-3	235	Fr.-HS
96	Anthony Kirkland	DL	6-2	245	Fr.-HS
25	Leon Kittrell	DB	5-9	165	Fr.-RS
82	Kevin Kreger	TE	6-0	226	So.-1L
27	Tyler Larick	DB	6-1	201	Jr.-TR
89	Mike Larson	TE	6-4	235	Jr.-1L
39	Harry Lattimore	RB	6-0	247	Sr.-1L
79	Jonathan Lyon	OL	6-8	265	Fr.-HS
73	Justin Martindale	DL	6-3	260	Fr.-RS
49	Troy Maskel	K/P	6-3	247	So.-1L
88	Avery Massengale	WR	6-4	225	Jr.-TR
61	Jeremy Melville	OL	6-4	266	Jr.-2L
30	Dave Mordis	TE	6-3	225	Fr.-HS
32	Earl Newby	RB	6-0	215	Fr.-HS
2	Antwan Oliver	DB	5-10	168	Jr.-TR
77	Joe Pantoja	OL	6-2	269	Jr.-1L
12	Andrew Papoccia	LB	5-11	191	Sr.-3L
60	Geoff Pearson	OL	6-2	275	Jr.-Sq.
53	Ryan Peterson	OL	6-4	292	Fr.-HS
63	Matt Pezdek	OL	6-4	308	Jr.-1L
45	Adam Redenius	LB	5-11	215	Jr.-2L
22	Garry Roberts	LB	6-2	185	Fr.-HS
81	Laurént Robinson	WR	6-2	165	Fr.-HS
97	Ray Robinson	DE	6-2	230	Sr.-3L
95	Nick Rohrer	DT	6-0	290	So.-1L
36	William Rolle	LB	5-10	191	So.-1L
70	Matt Rowan	OL	6-6	260	Fr.-HS
57	Jim Sharfman	LS	6-1	235	Fr.-HS
90	Dan Simnick	DL	6-2	210	Fr.-HS
40	Cameron Siskowic	LB	6-2	230	Fr.-TR
80	Dwayne Smith	WR	6-3	194	Sr.-1L
5	Mike Souza	QB	6-0	177	Sr.-1L
54	Rick Splant	LB	6-2	210	Jr.-2L
83	Steve Statz	TE	6-5	264	Jr.-2L
51	Mike Stegeman	OL	6-5	285	So.-1L
6	Kye Stewart	LB	5-11	190	Fr.-HS
28	James Temple	DB	6-0	200	Fr.-RS
52	Jesus Terrazas	DL	6-2	265	Jr.-TR
94	Jarek Thomas	DL	6-3	260	Fr.-HS
65	Ryan Thorne	DL	6-2	237	Fr.-RS
18	Yance Vaughan	QB	6-3	204	Jr.-Sq.
48	Jared Villers	LB	6-2	215	Fr.-HS
1	Robbie Wages	QB	6-2	180	Fr.-HS
9	Joe Walkins	WR	5-9	177	Jr.-TR
55	Noah Washington	DL	6-4	334	Jr.-TR
67	Jake Weber	LS	6-2	225	Fr.-HS
43	Andre Whitehead	RB	5-10	221	Jr.-Sq.
66	Isaiah Wiggins	DL	6-3	260	Fr.-HS
62	Shawn Wiza	OL	6-7	293	So.-TR
37	Sesamir Yearby	LB	6-3	196	Jr.-1L
1	Sam Yeargin	DB	5-11	175	Jr.-2L

NUMERICAL ROSTER

No. Name	No. Name
1 Sam Yeargin	60 Geoff Pearson
2 Antwan Oliver	61 Jeremy Melville
3 Alex Filin	62 Shawn Wiza
4 Cavari Dailey	63 Matt Pezdek
5 Mike Souza	64 Stafford Davis
6 Kye Stewart	65 Ryan Thorne
7 Kyle Hill	66 Isaiah Wiggins
9 Joe Walkins	67 Jake Weber
10 John Braddock	69 Jim Ferguson
11 Robbie Wages	70 Matt Rowan
12 Andrew Papoccia	71 Jeff Huntzinger
13 Ramon Barber	73 Justin Martindale
14 Ryan Hoffman	74 Barry Hartman
16 Brian Busser	75 Janiah Downing
17 Cedric Jackson	76 Michael Heffernan
18 Yance Vaughan	77 Joe Pantoja
19 Jonathan Deloach	78 Kory Andersen
20 Demetrus Johnson	79 Jonathan Lyon
21 Cerone Colvin	80 Dwayne Smith
22 Garry Roberts	81 Laurént Robinson
23 Chris Govan	82 Kevin Kreger
24 Evan Allen-Gessesse	83 Steve Statz
25 Leon Kittrell	84 Clint Keller
26 Pete Holak	85 LaMonte Jones
27 Tyler Larick	86 Jason Horton
28 James Temple	88 Avery Massengale
29 Jesse Caesar	89 Mike Larson
30 Dave Mordis	90 Dan Simnick
31 Sha-Ron Edwards	91 Nate Johnson
32 Earl Newby	92 Josh Chrestman
33 J.P. Dundas	93 Horrace Holloway
34 LaShawn Bullock	94 Jarek Thomas
36 William Rolle	95 Nick Rohrer
37 Sesamir Yearby	96 Anthony Kirkland
38 Tristan Borzick	97 Ray Robinson
39 Harry Lattimore	98 Mike Blough
40 Cameron Siskowic	99 Stephen Carroll
41 Victor Arlis	
42 Gean Gilot	
43 Andre Whitehead	
44 Niall Campbell	
45 Adam Redenius	
46 Boomer Grigsby	
47 Steve Harris	
48 Jared Villers	
49 Troy Maskel	
50 Montel Conner	
51 Mike Stegeman	
52 Jesus Terrazas	
53 Ryan Peterson	
54 Rick Splant	
55 Noah Washington	
56 Darius Givens	
57 Jim Sharfman	
58 Ross Crampton	

**GAME 1 – HANCOCK STADIUM
ILLINOIS STATE 27, DRAKE 13**

Redbirds Top Drake in Season Opener

NORMAL, Ill.—The Illinois State football team needed a wake-up call during its season-opener against Drake Thursday evening. It took an early score by the Bulldogs to get the Redbirds fired-up in the 90-degree heat at Hancock Stadium as Illinois State pulled away to a 27-13 victory.

Drake got on the board early in the contest when Jonathan Taylor (24 carries, 50 yards) jumped over a pile of Redbird and Bulldog players to score the game's first touchdown. The extra point was wide right, but the touchdown put the Bulldogs up 6-0. It was the only lead Drake enjoyed.

Illinois State responded when Sha-Ron Edwards (16 carries, 152 yards, 2 TDs) got the ball rolling on a pair of first down runs, setting up a 17-yard touchdown run up the left sideline by Demetrus Johnson (20 carries, 82 yards, 1 TD), his first as a Redbird. Quarterback Mike Souza (8-of-16, 45 yards, 1 INT) and Edwards ran the option to perfection on the Redbirds' next series, as Edwards scored from 15 yards out, making the score 14-6.

A 48-yard field goal by Stephen Carroll put the Redbirds up 17-6 at halftime.

The ISU defense rose to the challenge on Drake's opening possession of the third quarter. Linebacker Cavari Dailey forced and recovered a fumble at the Drake 37-yard line, setting up a 31-yard touchdown run by Edwards, making the score 24-6. The touchdown run put Edwards over 100 yards rushing for the first time in his Redbird career.

The Redbird defense also held up well against the run, holding the Bulldogs to only 10 yards rushing on the game until late in the third quarter when Taylor broke free on a 41-yard run.

An 85-yard run touchdown run by Edwards was nullified early in the fourth quarter when the Redbirds were called for a clipping penalty. But the Redbirds made a break moments later when Tyler Larick recovered a fumbled punt at the Drake 10-yard line. Carroll followed with a 22-yard field goal to put Illinois State ahead 27-6.

Drake quarterback Connor Jostes connected with Shea Moroni on a 5-yard touchdown pass late for the game's final score.

Drake	6	0	0	7	-	13
Illinois State	7	10	7	3	-	27

- DU – Taylor 1-yard run (kick failed), 6:26, 1Q
- ISU – Johnson 17-yard run (Carroll kick), 4:20, 1Q
- ISU – Edwards 15-yard run (Carroll kick), 4:44, 2Q
- ISU – Carroll 48-yard field goal, :44, 2Q
- ISU – Edwards 31-yard run, 12:10, 3Q
- ISU – Carroll 22-yard field goal, 10:16, 4Q
- DU – Moroni 17-yard pass from Jostes (McGlade kick), 2:48, 4Q

	DU	ISU
First Downs	14	15
Rushing Attempts-Yards	33-61	46-282
Passing	19-37-0	9-18-1
Passing Yards	247	53
Total Offense	308	335
Fumbles-Lost	2-2	3-0
Penalties-Yards	5-44	8-70
Time of Possession	29:12	30:48

RUSHING: (DU) – Taylor 24-50, Jones 1-7, Love 1-5, Jostes 6-0, Ussin 1(-1). **(ISU)** – Edwards 16-152, Johnson 20-82, Souza 4-23, T. Davis 4-18, Newby 1-5, Vaughan 1-2.

PASSING: (DU) – Jostes 19-36-0-247, Horvath 0-1-0-0. **(ISU)** – Souza 8-16-1-45, Vaughan 1-2-0-8.

RECEIVING: (DU) – Jones 6-109, Moroni 4-40, Taylor 4-34, Putnam 2-50, Mickle 2-9, Mira 1-5. **(ISU)** – Barber 3-13, Smith 2-29, Artis 1-8, Robinson 1-7, Jones 1-0, Johnson 1(-4).

ATTENDANCE: 7,157.

**GAME 2 – MEMORIAL STADIUM
ILLINOIS 49, ILLINOIS STATE 22**

Redbirds Drop 49-22 Decision at Illinois

CHAMPAIGN, Ill.—Former Illinois receiver Dwayne Smith had a career game against his old team, breaking an Illinois State record with 14 receptions on the day, but the Illini took advantage of an early Redbird turnover, as Illinois came away with a 49-22 victory Saturday afternoon at Memorial Stadium.

Smith (14 catches, 243 yards, 2 touchdowns) broke the school record for receptions in a game, a mark previously held by Darnell Jones. Jones set the record against Western Illinois on November 8, 1997. Quarterback Mike Souza had a career day as well, setting new personal highs in completions (33), attempts (56) and yards (385).

Souza moved the ball with ease during the game's first series. He completed his first four passes, including a 30-yard rollout to Smith at the Illinois 30-yard line.

Ramon Barber and Smith were at the receiving end of Souza's next three completions, as the Redbirds advanced the ball to the Illinois 5 yard line. Souza fumbled four plays later however, and the Illini recovered the ball in the end zone.

After the teams traded possessions, Illinois got on the board with 7:23 left in the first quarter. Quarterback Jon Beutjer (16-of-23, 207 yards, 4 touchdowns) was pressured by Ryan Thorne, but rolled right and found a wide-open Mark Kornfeld for a 32 yard touchdown pass, putting the Illini on top 7-0.

Beutjer connected with Kelvin Hayden on the Illini's next series. His 41-yard touchdown reception put Illinois up 14-0.

Illinois continued to work the arm of Beutjer, this time on a 30-yard scoring strike to Lonnie Hurst, putting the Illini up by three touchdowns before the end of the first quarter.

The Illini started the second quarter with possession, but linebacker Andrew Papoccia intercepted a Beutjer pass intended for Ada Adeyemo at the Illinois State 30. The Redbirds then marched downfield on a 15 play, 63-yard drive, which resulted in a 27-yard field goal by Stephen Carroll.

Illinois State	0	3	16	3	-	22
Illinois	21	10	7	11	-	49

- ILL – Kornfeld 32-yard pass from Beutjer (Gockman kick), 7:23, 1Q
- ILL – Hayden 41-yard pass from Beutjer (Gockman kick), 4:28, 1Q
- ILL – Hurst 30-yard pass from Beutjer (Gockman kick), 2:03, 1Q
- ISU – Carroll 27-yard field goal, 7:35, 2Q
- ILL – Gockman 40-yard field goal, 1:18, 2Q
- ILL – Williams 66-yard blocked field goal (Gockman kick), :00, 2Q
- ISU – Smith 10-yard pass from Souza (Carroll kick), 7:28, 3Q
- ISU – Carroll 28-yard field goal, 5:38, 3Q
- ILL – Virgil 35-yard run (Gockman kick), 3:13, 3Q
- ISU – Smith 74-yard pass from Souza (pass failed), 1:13, 3Q
- ILL – Haywood 4-yard pass from Beutjer (Hayden pass), 10:06, 4Q
- ILL – Gockman 28-yard field goal, 1:58, 4Q
- ISU – Carroll 28-yard field goal, :00, 4Q

	ISU	ILL
First Downs	27	23
Rushing Attempts-Yards	29-126	41-254
Passing	33-56-0	16-24-1
Passing Yards	385	207
Total Offense	511	461
Fumbles-Lost	2-2	0-0
Penalties-Yards	6-70	5-50
Time of Possession	30:37	29:23

RUSHING: (ISU) – Souza 16-71, Johnson 8-38, Edwards 5-17; **(ILL)** – Virgil 9-84, Thomas 9-78, Halsey 20-73, Beutjer 2-14, Kornfeld 1-5.

PASSING: (ISU) – Souza 33-56-0-385; **(ILL)** – Beutjer 16-23-1-207, Brasic 0-1-0-0.

RECEIVING: (ISU) – Smith 14-243, Barber 6-37, Massengale 5-48, Johnson 4-28, Larson 2-28, Jones 1-2, Edwards 1(-1); **(ILL)** – Kornfeld 4-73, Haywood 3-20, Halsey 3-5, Hayden 2-53, Adeyemo 2-21, Hurst 1-30, Davis 1-5.

ATTENDANCE: 56,304.

**GAME 3 – HANCOCK STADIUM
ILLINOIS STATE 49, TRUMAN STATE 6**

Dominating First Half Carries 'Birds

NORMAL, Ill.—The Illinois State football team used a first half onslaught to overwhelm the visiting Truman State Bulldogs, eventually closing the campaign with a convincing 49-6 victory Saturday night in front of 7,339 at Hancock Stadium.

After the Redbirds deferred the opening kickoff to Truman State, Bulldog running back Jerard Levenson fumbled on the second play from scrimmage. Boomer Grigsby recovered the ball at the Truman State 22 yard line.

Five plays later, Demetrus Johnson scored his second touchdown of the season from 1 yard out, putting the Redbirds up 7-0 just three minutes into the game.

Later in the quarter the Redbirds got some excellent special teams play from Andrew Papoccia. Papoccia faked out two Truman State defenders and advanced the ball 29 yards on a punt return into Bulldog territory. A pair of Redbird penalties couldn't stop the momentum as quarterback Mike Souza rolled right and found freshman Laurént Robinson open in the end zone for his first career touchdown and a 14-0 lead.

The Redbirds caught a break on their next possession when it looked as if Johnson fumbled at mid-field. The referees awarded Truman State the ball, but reversed the call, saying Johnson's forward progress was down at the 50 yard line.

On the next play, Johnson scampered 49 yards along the right sideline for another Redbird touchdown and a 21-0 lead.

A Souza completion to Dwayne Smith and runs of 18 and 8 yards by Sha-Ron Edwards led to the Redbirds' fourth score of the game. Edwards fought his way up the middle before finding an opening to the end zone for his third touchdown of the season.

Illinois State continued their stellar play on special teams as Pete Holak blocked a Truman State punt and Sesamir Yearby recovered the ball at the Truman State 36-yard line.

The Bulldogs finally got on the board late in the fourth quarter when A.J. Eads took it in from 10 yards out. The extra point was blocked for the game's final score.

Truman State	0	0	0	6	-	6
Illinois State	21	21	7	0	-	49

- ISU – Johnson 1-yard run (Carroll kick), 12:00, 1Q
- ISU – Robinson 22-yard pass from Souza (Carroll kick), 5:00, 1Q
- ISU – Johnson 49-yard run (Carroll kick), :50, 1Q
- ISU – Edwards 5-yard run (Carroll kick), 13:26, 2Q
- ISU – Davis 1-yard run (Carroll kick), 8:11, 2Q
- ISU – Johnson 3-yard run (Carroll kick), 1:00, 2Q
- ISU – Newby 10-yard run (Carroll kick), 2:39, 3Q
- TSU – Eads 11-yard run (kick blocked), 5:25, 4Q


	TSU	ISU
First Downs	12	26
Rushing Attempts-Yards	23-51	61-390
Passing	15-36-1	12-19-0
Passing Yards	141	132
Total Offense	192	522
Fumbles-Lost	3-1	1-0
Penalties-Yards	4-25	13-122
Time of Possession	24:17	35:43

RUSHING: (TSU) – Levenson 14-34, Eads 5-16, Heinecke 2-8, Dupage 2(-7). **(ISU)** – Johnson 15-132, Edwards 19-93, Davis 12-58, Souza 4-39, Whitehead 5-37, Newby 2-15, Lattimore 3-15, Kreger 1-1.

PASSING: (TSU) – Czeschin 11-26-1-96, Dupage 4-10-0-45. **(ISU)** – Souza 8-11-0-109, Vaughan 4-8-0-23.

RECEIVING: (TSU) – Eads 4-16, Bonner 3-59, McCloskey 2-25, Walton 2(-6), Perry 1-18, Weber 1-17, Schuring 1-8, Levenson 1-4. **(ISU)** – Smith 3-43, Larson 2-9, Fiini 1-24, Robinson 1-22, Barber 1-12, Massengale 1-9, Kreger 1-5, Davis 1-5, Johnson 1-3.

ATTENDANCE: 7,339.



**GAME 4 – O'BRIEN STADIUM
ILLINOIS STATE 21, #18 E. ILLINOIS 14**

Fourth Quarter Heroics Lead 'Birds Over EIU

CHARLESTON, Ill. — Eastern Illinois led for three quarters during Saturday's game, but Illinois State, led by a fourth quarter safety and touchdown, and two defensive stops, pulled away down the stretch, winning the 91st meeting between the two teams 21-14 in front of 6,318 at O'Brien Stadium.

The win moved the Redbirds to 3-1, while Eastern Illinois dropped to 1-2.

The Redbird defense put pressure on Panther quarterback Andy Vincent from the get-go. After a first down run by Andre Raymond, the unit settled down as Ray Robinson picked up a sack and Mike Blough batted down a pass on third and long.

But things didn't go as well on the Redbirds' first offensive series. Quarterback Mike Souza (15-of-34, 215 yards, TD, INT) rolled right on the second play from scrimmage and threw a pass intended for Kevin Kreger. However, the ball ended up in the hands of Fred Miller who's 32-yard interception return for a touchdown resulted in an early 7-0 lead for Eastern Illinois.

Illinois State's next offensive series was much more successful than their last, but penalties stalled the 8-play, 38-yard drive, forcing the Redbirds to settle for a 44-yard Stephen Carroll field goal.

Raymond (22 carries, 110 yards) set the tone on the Panthers' third offensive series. The senior led a 6-play, 80-yard scoring drive, which ended with a 35-yard touchdown pass from Vincent to Ryan Voss who juggled the ball, but held on while crossing into the end zone, putting the Panthers up 14-3.

But an offensive pass interference call on a scoring strike to Joe Walkins (2 catches, 34 yards) from Souza negated a Redbird touchdown. A holding penalty put the Redbirds back even further. A Souza completion to Avery Messengale (2 catches, 43 yards) set up a 47-yard field goal by Carroll, making the score 14-6 late in the first quarter.

After a Redbird defensive stop, ISU scored when Eastern Illinois lined up to punt at its own 7. Cameron Siskowic broke through the line and blocked the punt. The ball rolled out of bounce in the end zone for a Redbird safety, tying the score at 14 apiece. The safety was the Redbirds' first since the 2000 season.

The 'Birds took the lead for the first time with 8:25 left in the game. Three plays into Illinois State's drive after the safety, Demetrius Johnson dashed 49 yards for a Redbird touchdown and a 21-14 lead.

Illinois State	6	6	0	9	-	21
Eastern Illinois	14	0	0	0	-	14

EIU – Miller 32-yard interception return (Kuehn kick), 12:20, 1Q
 ISU – Carroll 44-yard field goal, 9:01, 1Q
 EIU – Voss 35-yard pass from Vincent (Kuehn kick), 6:00, 1Q
 ISU – Carroll 47-yard field goal, :51, 1Q
 ISU – Messengale 24-yard pass from Souza (pass failed), 6:02, 2Q
 ISU – Team safety, 9:49, 4Q
 ISU – Johnson 49-yard run, 8:25, 4Q

	ISU	EIU
First Downs	23	16
Rushing Attempts-Yards	48-267	33-72
Passing	15-35-1	13-28-1
Passing Yards	215	139
Total Offense	482	211
Fumbles-Lost	0-0	2-0
Penalties-Yards	15-180	9-85
Time of Possession	29:41	30:19

RUSHING: (ISU) – Johnson 20-159, Bullock 8-48, Souza 13-45, Edwards 7-15. **(EIU)** – Raymond 22-110, Webb 3-12, Vincent 8-(-50).

PASSING: (ISU) – Souza 15-34-1-215, Busser 0-1-0-0. **(EIU)** – Vincent 11-24-1-128, Harris 2-4-0-11.

RECEIVING: (ISU) – Barber 4-68, Smith 4-50, Messengale 2-43, Walkins 2-34, Johnson 2-16, Robinson 1-4. **(EIU)** – Eller 3-20, Voss 2-47, Osborne 2-26, Mobley 2-23, Pettway 1-8, Benjamin 1-8, O'Neal 1-4, Hopson 1-3.

ATTENDANCE: 6,318.

**GAME 5 – HANCOCK STADIUM
FLA. ATLANTIC 28, #23 ILLINOIS ST. 10**

'Birds Wrap up Non-conference Slate with Loss

NORMAL, Ill. — Making their first appearance on the Illinois State campus, Florida Atlantic took advantage of a second half offensive surge to propel themselves to a 28-10 win over the Redbirds Saturday afternoon in front of 6,837 at Hancock Stadium.

Illinois State finished the non-conference part of their schedule with a 3-2 record, while Florida Atlantic, a Division I-AA Independent, moved to 3-2.

The Redbird defense picked up where they left off from a week ago as the unit did not allow a first down during their first two series.

Later in the first quarter, the defense continued their strong play as linebacker Gean Gilot recovered a Daveon Barron fumble at the ISU 44. The offense couldn't take advantage of the turnover however, and the score remained 0-0 after one quarter.

A strange turn of events happened early in the second quarter. Quarterback Mike Souza (13-of-39, 100 yards, TD, 2 INTs) completed a pass to Mike Larson at the Florida Atlantic 31. On the next play however, Souza's pass was tipped and intercepted by Chris Laskowski. But as Laskowski rushed down the left sidelines, Mike Stegeman stripped the ball and Stafford Davis recovered it at the ISU 34.

From there, the offense kicked it into gear as the Redbirds went on a 7-play, 66-yard drive, ending with a 22-yard touchdown pass from Souza to Larant Robinson in the corner of the end zone. Robinson's fingertip scoring catch was the second touchdown of his career and it gave the 'Birds a 7-0 lead.

The Redbird defense's streak of 15-straight series without giving up a score ended with 6:21 left in the second quarter. Florida Atlantic tight end Anthony Crissinger-Hill (4 catches, 88 yards 2 TDs) hauled in a 67-yard touchdown pass from Jared Allen to tie the game 7-7.

Illinois State received a scare on the ensuing kickoff when LaShawn Bullock fumbled deep in Redbird territory, but Kevin Kreger prevented the disaster by recovering the ball at the ISU 17.

After a Redbird punt, FAU began another scoring drive, this time catching a break in the process when offensive lineman Chris Shepherd recovered a Barron fumble at the ISU 11. Two plays later, Allen again found Crissinger-Hill, this time in the right corner of the end zone. Crissinger-Hill caught the touchdown pass in double coverage to give his team a 14-7 lead.

ISU head coach Denver Johnson gambled on the Redbirds' next series, deciding to go for it on fourth-and-1 at mid-field. Sha-Ron Edwards (17 carries, 98 yards) pounded his way through the middle for a first down to keep the drive alive.

The Redbirds open Gateway Conference play against Northern Iowa next Saturday at Hancock Stadium. Game time is slated for 1:30 p.m.

Florida Atlantic	0	14	7	7	-	28
Illinois State	0	10	0	0	-	10

ISU – Robinson 21-yard pass from Souza (Carroll kick), 9:31, 2Q
 FAU – Crissinger-Hill 67-yard pass from Allen (Myers kick), 6:21, 2Q
 FAU – Crissinger-Hill 9-yard pass from Allen (Myers kick), 2:34, 2Q
 ISU – Carroll 47-yard field goal, :06, 2Q
 FAU – Jackson 9-yard run (Myers kick), 6:03, 3Q
 FAU – Sanchez 21-yard run (Myers kick), 14:37, 4Q

	FAU	ISU
First Downs	16	18
Rushing Attempts-Yards	41-76	46-229
Passing	15-26-0	13-39-2
Passing Yards	226	100
Total Offense	302	329
Fumbles-Lost	3-2	1-0
Penalties-Yards	11-110	12-112
Time of Possession	32:19	27:41

RUSHING: (FAU) – Sanchez 9-43, Barron 6-24, McGahee 1-21, Jackson 16-19, Parker 3-(-3), Team 1-(-4), Embrick 1-(-9), Allen 4-(-15). **(ISU)** – Edwards 17-98, Souza 15-83, Johnson 13-49, Kreger 1-(-1).

PASSING: (FAU) – Allen 15-26-0-226. **(ISU)** – Souza 13-29-2-100.

RECEIVING: (FAU) – Crissinger-Hill 4-88, Taylor 4-49, Prudenti 3-41, Bynes 2-24, Tellis 1-20, Jackson 1-4. **(ISU)** – Smith 3-16, Robinson 2-39, Messengale 2-14, Edwards 2-2, Johnson 2-0, Larson 1-21, Bullock 1-8.

ATTENDANCE: 6,837

**GAME 6 – HANCOCK STADIUM
#15 UNI 16, ILLINOIS STATE 7**

UNI Rallies Past the 'Birds on Family Day

NORMAL, Ill. — The Illinois State football team held a 7-point lead for three quarters Saturday against No. 15 Northern Iowa, but a strong Panther defense held the Redbirds to 48 yards total in the second half, resulting in a 16-7 Northern Iowa victory in front of 12,026 on Family Weekend at Hancock Stadium.

Northern Iowa put itself in position to score first when Tom Petrie (6-of-20, 135 yards TD, 2 INTs) hit Marlus Mays on a 54-yard pass completion. Two plays later however, Richard Carter fumbled at the ISU 1 and Leon Kittrell recovered the ball in the end zone.

The offense could not capitalize on the turnover though, and were forced to punt.

Defensively, the Redbirds held tough early on. Josh Chrestman picked up his second sack of the season, but the offense struggled to get points on the board. That all changed midway through the second quarter when Illinois State head coach Denver Johnson rolled the dice.

Johnson gambled on fourth-and-1 at the Northern Iowa 16, deciding to go for the first down instead of a field goal. A sweep to the right by Demetrius Johnson resulted in a first down, and then some. Johnson galloped into the end zone on a 16-yard run, resulting in a 7-0 score.

Tyler Larick stalled a Panther drive late in the second quarter when he intercepted a Petrie pass. The interception was the first of Larick's Redbird career.

But Larick wasn't the only Illinois State player to pick up his first INT. William Rolle's third quarter pick stalled a Northern Iowa drive at the Illinois State 28 after Petrie's pass slipped through the hands of a Panther receiver. Rolle returned the ball into Northern Iowa territory, but an illegal block in the back penalty by the Redbirds placed the ball back at the Redbird 14 and the offense couldn't capitalize.

Momentum swung to the Northern Iowa sideline early in the fourth quarter when Troy Maskel lined up to punt for the Redbirds. The ball sailed over Maskel's head and into the back of the end zone for a Panther safety.

After the free kick, Northern Iowa took the lead just two plays into the drive. Petrie completed a 58-yard touchdown pass to Brian Cutright, who broke several tackles on his way to the end zone.

The Panthers were given two chances at a two-point conversion when the Redbirds were called for pass interference on the first try. Terrence Freney converted Northern Iowa's second try, making the score 10-7.

Carter went over 100 yards rushing on the Panthers' next possession when he ran 47 yards to the Illinois State 4. Freney picked up where Carter left off and scored on the next play, putting the Redbirds away and giving the Panthers a 16-7 lead.

Northern Iowa	0	0	0	16	-	16
Illinois State	0	7	0	0	-	7

ISU – Johnson 16-yard run (Carroll kick), 7:11, 2Q
 UNI – Team safety, 14:46, 4Q
 UNI – Cutright 58-yard pass from Petrie (Freney rush), 14:23, 4Q
 UNI – Freney 4-yard run (kick failed), 6:55, 4Q

	UNI	ISU
First Downs	19	13
Rushing Attempts-Yards	56-295	34-52
Passing	6-20-2	16-38-0
Passing Yards	135	150
Total Offense	430	202
Fumbles-Lost	2-1	0-0
Penalties-Yards	6-74	9-73
Time of Possession	31:12	28:48

RUSHING: (UNI) – Freney 28-170, Carter 15-113, Breland 3-9, Petrie 8-5, Team 2-(-2). **(ISU)** – Edwards 13-40, Johnson 8-25, Souza 9-11, Bullock 3-0, Team 1-(-24).

PASSING: (UNI) – Petrie 6-20-2-135. **(ISU)** – Souza 16-38-0-150.

RECEIVING: (UNI) – Carter 2-5, Cutright 1-58, Mays 1-54, Breland 1-14, Thorn 1-4. **(ISU)** – Smith 7-39, Johnson 2-30, Messengale 2-30, Edwards 2-20, Walkins 1-14, Robinson 1-9, Larson 1-8.

ATTENDANCE: 12,026

**GAME 7 – McANDREW STADIUM
#8 S. ILLINOIS 45, ILLINOIS STATE 17**

SIU Tops Redbirds, 45-17

CARBONDALE, Ill. — The Illinois State football team ran into a Southern Illinois unit Saturday that had been clicking on all cylinders this season. The Salukis continued to click on all cylinders as they came out on top in a 45-17 victory over the Redbirds at McAndrew Stadium in Carbondale.

The Salukis caught a break on their first possession when the Redbirds were called for a roughing the punter penalty, keeping their offensive drive alive.

However, Sam Yeargin broke up a sure touchdown pass when he knocked the ball out of the hands of Southern Illinois receiver Kellen Allen. The Salukis had to settle for a 42-yard field goal by Craig Coffin.

Illinois State quarterback Mike Souza began to connect with his receivers on the 'Birds second possession, hitting Dwayne Smith on a 45-yard completion and Avery Massengale from 11 yards out. But a Royal Whitaker interception at the Saluki 25 stalled the drive and gave Southern Illinois the momentum they needed.

A 50-yard run by quarterback Joel Sambursky ended at the Redbird 25. Three plays later fullback Brandon Robinson sailed a halfback pass into the waiting hands of Courtney Abbott for a Saluki touchdown and a 10-0 lead.

Southern Illinois continued its nearly flawless offensive execution in the second quarter. This time it was Sambursky connecting on a 21-yard touchdown pass to Chris Kupec, giving the Salukis a 17-0 lead.

That's when Illinois State got their running game going on the legs of Sha-Ron Edwards. Edwards ran the ball four straight times up the middle of the Saluki defense, as he carried it in from 17 yards out to cut the lead to 17-7 midway through the second quarter. A 1-yard touchdown run by Tom Koutsos put the Salukis up 24-7 at halftime.

With 8:49 left in the third quarter, Illinois State punter Troy Maskel mishandled a snap deep in Redbird territory. The ball bounced around before Frank Johnson recovered it in the end zone, giving Southern Illinois a 31-7 lead.

After a 50-yard field goal by Stephen Carroll made the score 31-10, the Redbird defense stepped up to the plate as Mike Blough pressured Sambursky into throwing an interception to Andrew Papoccia.

But after the Redbird offense took over, Whitaker nabbed his second Souza pass of the game, stalling the Redbird drive near midfield.

Illinois State	0	7	3	7	-	17
#8 Southern Illinois	10	14	7	14	-	45

- SIU – Coffin 42-yard field goal, 1Q, 7:42
- SIU – Abbott 18-yard pass from Robinson (Coffin kick), 1Q, 3:20
- SIU – Kupec 21-yard pass from Sambursky (Coffin kick), 2Q, 10:14
- SIU – Edwards 16-yard run (Carroll kick), 2Q, 5:51
- SIU – Koutsos 1-yard run (Coffin kick), 2Q, 3:14
- SIU – F. Johnson fumble recovery (Coffin kick), 3Q, 8:49
- SIU – Carroll 50-yard field goal, 3Q, 5:19
- SIU – Koutsos 1-yard run (Coffin kick), 4Q, 10:18
- SIU – Walkins 9-yard pass from Souza (Carroll kick), 4Q, 7:45
- SIU – Koutsos 35-yard run (Coffin kick), 4Q, 6:57

	ISU	SIU
First Downs	19	22
Rushing Attempts-Yards	32-142	57-371
Passing	17-33-2	10-23-1
Passing Yards	207	148
Total Offense	321	506
Fumbles-Lost	1-1	0-0
Penalties-Yards	6-45	13-104
Time of Possession	23:04	36:56

RUSHING: (ISU) – Edwards 15-88, Johnson 8-19, Souza 6-18, Bullock 1-3, Team 2-(-14). **(SIU)** – Koutsos 28-153, Robinson 9-101, Sambursky 12-92, Weishaar 1-6, Holley 1-4, Jackson 4-4, Abdulqaadir 2-(-2).

PASSING: (ISU) – Souza 17-33-2-207. **(SIU)** – Sambursky 9-21-1-130, Robinson 1-1-0-18, Team 0-1-0-0.

RECEIVING: (ISU) – Smith 4-85, Robinson 3-34, Walkins 3-32, Barber 3-28, Edwards 1-12, Massengale 1-11, Kreger 1-3, Larson 1-2. **(SIU)** – Little 3-64, Koutsos 3-26, Abbott 2-24, Kupec 1-21, Robinson 1-13.

ATTENDANCE: 13,247.

**GAME 8 – HANCOCK STADIUM
#9 WESTERN KY. 27, ILLINOIS STATE 24**

Western Ky. Spoils Redbirds' Homecoming

NORMAL, Ill. — Illinois State running back Sha-Ron Edwards rushed his way into the Redbird record books with his performance against Western Kentucky Saturday. But a late fourth quarter scoring drive by the Hilltoppers spoiled the ISU Homecoming party as Western Kentucky came away with a 27-24 victory in front of 8,945 at Hancock Stadium.

Edwards moved to No. 6 on the individual game rushing list with 233 yards Saturday. It was the most by a Redbird running back in the Denver Johnson era. His 36 carries were also a career-high.

However, Western Kentucky converted a crucial fourth down play late in the game when quarterback Justin Haddix completed a pass to Casey Rooney at the Redbird 6 yard line. That led to a 1-yard touchdown run by Lerron Moore, which was the game-winner.

The ISU defense held tough during their first appearance of the game. Defensive tackle Justin Martindale broke through the middle and stuffed Moore for a 3-yard loss, while Antwan Oliver broke up a Haddix pass on third down to force a Hilltopper punt.

The Redbirds took over and received a scare when Jonathan Deloach fumbled at mid-field. But Dwayne Smith recovered the ball to keep the drive going. The 10-play, 76-yard drive ended on a 9-yard touchdown run by Edwards, making the score 7-0.

After a 33-yard field goal by Matt Lange cut the Redbird lead to 7-3, running back Demetrus Johnson fumbled and Western Kentucky recovered at the ISU 45. That led to a go-ahead touchdown run by Moore, putting the Hilltoppers up 10-7.

On the Hilltoppers' next offensive series, Moore kept his team's drive going when he recovered a Haddix fumble at the Western Kentucky 48. A third down pass to Shannon Hayes pushed the ball to the ISU 30.

From there, the Hilltoppers went to their running game. That's when the Redbird defense rose to the occasion.

Boomer Grigsby (19 tackles) and Andrew Papoccia stopped Moore on second down at the 14. Grigsby then stuffed Haddix on third down, and a personal foul penalty pushed the ball back even further. Western Kentucky had to settle for another field goal by Lange.

Antonio Veals' 61-yard kickoff return to start the second half immediately put Western Kentucky in Redbird territory. Three plays later, Haddix completed a 36-yard touchdown pass to Rooney, making the score 20-7.

Western Kentucky	0	13	7	7	-	27
Illinois State	7	0	14	3	-	24

- ISU – Edwards 9-yard run (Carroll kick), 1Q, 5:31
- WKU – Lange 33-yard field goal, 2Q, 13:18
- WKU – Moore 10-yard run (Lange kick), 2Q, 7:07
- WKU – Lange 41-yard field goal, 2Q, :06
- WKU – Rooney 36-yard pass from Haddix (Lange kick), 3Q, 14:00
- ISU – Bullock 13-yard run (Carroll kick), 3Q, 4:40
- ISU – Colvin 23-yard fumble recovery (Carroll kick), 3Q, 4:04
- ISU – Carroll 32-yard field goal, 4Q, 5:57
- WKU – Moore 1-yard run (Lange kick), 4Q, 1:59

	WKU	ISU
First Downs	19	18
Rushing Attempts-Yards	59-235	54-287
Passing	7-10-0	5-10-1
Passing Yards	109	63
Total Offense	344	350
Fumbles-Lost	3-1	3-1
Penalties-Yards	7-60	9-58
Time of Possession	35:07	24:53

RUSHING: (WKU) – Moore 34-115, Haddix 13-80, Miller 7-30, Lilly 3-16, Team 2-(-6). **(ISU)** – Edwards 36-233, Bullock 7-36, Johnson 8-36, Souza 3-(-18).

PASSING: (WKU) – Haddix 7-10-0-109. **(ISU)** – Souza 5-10-1-63.

RECEIVING: (WKU) – Rooney 5-86, Hayes 2-23. **(ISU)** – Deloach 2-40, Smith 2-7, Edwards 1-16.

ATTENDANCE: 8,945.

**GAME 9 – STAMBAUGH STADIUM
ILLINOIS ST. 35, YOUNGSTOWN ST. 25**

Redbirds End Losing Skid; Roll Past Penguins

YOUNGSTOWN, Ohio — Three straight scoring drives by Illinois State to start the game and 100-yard rushing efforts by Sha-Ron Edwards and LaShawn Bullock proved to be enough as the 'Birds ended Youngstown State's 11-game homecoming win streak with a 35-25 victory Saturday night at Sambaugh Stadium.

With the win the 'Birds posted their first Gateway Football Conference victory of the season against three losses and improved their season mark to 4-5. YSU fell to 5-4 and 2-2 in the league.

Illinois State fielded a balanced offensive attack that posted 604 total yards, the eighth most in school history, powered by the legs of Edwards and Bullock. Edwards (183) and Bullock (106) became the first 100-yard rushing tandem since 2000 when Willie Watts and Walter James compiled 100 yards apiece against West Virginia Tech.

The Redbirds took the opening kickoff and went 54 yards on 11 plays, capped by a 43-yard field goal by Stephen Carroll. Dwayne Smith highlighted the drive with a pair of catches totaling 31 yards, which gave the Rantoul, Ill., native 1,000 career receiving yards at ISU. Smith finished the game with six catches for 118 yards, the second 100-yard receiving game of his career.

After YSU's Nick Terracina's 49-yard field goal attempt fell short, the Redbirds responded with their second score in as many drives. Freshmen receiver Laurent Robinson hauled in his third touchdown of the season with a 10-yard pass from Mike Souza to end a 9-play, 68-yard scoring drive that gave the 'Birds a 10-0 lead.

On the ensuing drive, the Redbird defense forced a Youngstown State punt, but the snap was high and punter Joe Bishop was tackled in the endzone by ISU's Earl Newby for a safety.

After the 2-point score, the Redbirds went into the endzone on their third straight drive when Sha-Ron Edwards cracked the plane from 7-yards out to put the Redbirds up 18-0 early in the second quarter.

Youngstown State finally broke into the scoring column with a 34-yard field goal by Terracina with 9:47 left in the first half and trailed the Redbirds 18-3, a margin that remained until halftime.

YSU closed the gap to 18-10 on the initial drive of the second half with an 8-yard pass from Aaron Marshall to Kyle Smith for the touchdown at the 12:46 mark in the third quarter.

A Carroll 22-yard field extended the Redbird lead to 21-10 at the 5:59 mark in the third quarter. Edwards added his second touchdown of the game with a nine-yard run on the first play of the fourth quarter to push the lead to 28-10. Edwards' second score topped a 10-play, 86-yard drive.

YSU's Marshall threw his second touchdown pass of the game with a 25-yard strike to Mike Burns at the 12:15 mark in the fourth quarter. Again Illinois State responded when Souza found Smith down the right sideline for a 45-yard touchdown pass.

Souza finished the game with a 15-for-23 passing effort with 271 yards and two touchdowns. The defense finished with seven sacks, including a game-high three by senior defensive end Ray Robinson.

Illinois State	12	6	3	14	-	35
Youngstown State	0	3	7	15	-	25

- ISU – Carroll 43-yard field goal, 1Q, 11:22
- ISU – Robinson 10-yard pass from Souza (Carroll kick), 1Q, 5:45
- ISU – Team safety, 1Q, 2:48
- ISU – Edwards 7-yard run (run failed), 2Q, 14:54
- YSU – Terracina 34-yard field goal, 2Q, 9:47
- YSU – Smith 8-yard pass from Marshall (Terracina kick), 3Q, 12:46
- ISU – Carroll 22-yard field goal, 3Q, 5:59
- ISU – Edwards 9-yard run (Carroll kick), 4Q, 14:55
- YSU – Burns 25-yard pass from Marshall (Terracina kick), 4Q, 12:15
- ISU – Smith 45-yard pass from Souza (Carroll kick), 4Q, 10:52
- YSU – Marshall 20-yard run (Roberts pass), 4Q, 1:52

	ISU	YSU
First Downs	32	24
Rushing Attempts-Yards	56-333	48-169
Passing	15-23-2	15-35-0
Passing Yards	271	167
Total Offense	604	336
Fumbles-Lost	3-1	0-0
Penalties-Yards	7-55	4-30
Time of Possession	32:55	27:05

RUSHING: (ISU) – Edwards 33-183, Bullock 14-106, Souza 6-31, Walkins 1-12, Johnson 1-3, Team 1-(-2). **(YSU)** – Doby 9-71, Marshall 19-69, Cayson 13-35, Burns 4-13, Rycraft 2-(-8), Bishop 1-(-11).

PASSING: (ISU) – Souza 15-23-2-271. **(YSU)** – Marshall 13-29-0-131, Rycraft 2-6-0-36.

RECEIVING: (ISU) – Smith 6-118, Walkins 2-68, Larson 2-27, Robinson 2-23, Deloach 2-21, Statz 1-14. **(YSU)** – Wright 4-57, Cayson 3-23, Carlson 2-24, Smith 2-16, Burns 1-25, DiMauro 1-11, Roberts 1-7, Goffer 1-4.

ATTENDANCE: 17,179.

2003 ILLINOIS STATE OPPONENTS' SCHEDULES AND RESULTS

**Drake Bulldogs
(4-5, 2-3 PFL)**

Aug. 28	at Illinois State	L, 13-27
Sept. 6	William Penn	W, 38-24
Sept. 13	Missouri-Rolla	W, 28-7
Sept. 20	at UW-Platteville	L, 20-21
Sept. 27	at Morehead State*	L, 17-34
Oct. 4	Jacksonville*	W, 40-34
Oct. 11	at San Diego*	L, 35-41
Oct. 18	Butler*	W, 24-7
Oct. 25	at Valparaiso*	L, 45-51
Nov. 1	Dayton*	1 p.m.
Nov. 8	Saint Mary's	12 p.m.
Nov. 15	Waldorf	1 p.m.

**Illinois Fighting Illini
(1-8, 0-5 Big Ten)**

Aug. 30	vs. Missouri	L, 15-22
Sept. 6	Illinois State	W, 49-22
Sept. 13	at UCLA	L, 3-6
Sept. 20	California	L, 24-31
Sept. 27	Wisconsin*	L, 20-38
Oct. 4	at Purdue*	L, 10-43
Oct. 11	Michigan State*	L, 14-49
Oct. 18	at Michigan*	L, 14-56
Oct. 25	Minnesota*	L, 10-36
Nov. 1	at Iowa*	11 a.m.
Nov. 8	at Indiana*	tba
Nov. 22	Northwestern*	tba

**Truman State Bulldogs
(2-6, 1-4 MIAA)**

Sept. 6	Winona State	L, 13-49
Sept. 13	at Illinois State	L, 6-49
Sept. 20	Pittsburg State*	L, 8-48
Sept. 27	at Washburn*	W, 12-6
Oct. 4	Emporia State*	L, 24-55
Oct. 11	at Missouri Southern	W, 15-3
Oct. 18	Missouri Western*	L, 6-39
Oct. 25	at Central Missouri*	L, 22-28
Nov. 1	at NW Missouri*	1 p.m.
Nov. 8	Missouri-Rolla*	1 p.m.
Nov. 15	at SW Baptist*	2 p.m.

**Eastern Illinois Panthers
(3-5, 2-2 OVC)**

Aug. 30	California (PA)	W, 27-0
Sept. 13	at Missouri	L, 0-37
Sept. 20	Illinois State	L, 14-21
Sept. 27	at Indiana State	L, 7-23
Oct. 4	at SE Missouri State*	L, 17-30
Oct. 11	Eastern Kentucky*	L, 0-41
Oct. 18	at Murray State*	W, 27-17
Oct. 25	Tennessee-Martin*	W, 29-12
Nov. 1	at Tennessee State*	6 p.m.
Nov. 8	Tennessee Tech	1:30 p.m.
Nov. 15	at Jacksonville State	4 p.m.
Nov. 22	Samford	1:30 p.m.

**Florida Atlantic Owls
(6-2)**

Aug. 28	at Middle Tennessee State	W, 20-19
Sept. 6	Valdosta State	L, 17-45
Sept. 13	at Central Florida	L, 29-33
Sept. 20	at Youngstown State	W, 13-6
Sept. 27	at #23 Illinois State	W, 28-10
Oct. 4	Texas State	W, 27-14
Oct. 11	Nicholls State	W, 31-23
Oct. 18	Northern Colorado	W, 21-19
Nov. 1	Gardner-Webb	2 p.m.
Nov. 15	Siena	2 p.m.
Nov. 22	at Florida International	2:30 p.m.

**Northern Iowa Panthers
(7-1, 4-0 GFC)**

Aug. 30	at Iowa State	L, 10-17
Sept. 6	Northern Michigan	W, 62-0
Sept. 18	at Stephen F. Austin	W, 38-24
Sept. 27	Northwestern State	W, 43-10
Oct. 4	at Illinois State*	W, 16-7
Oct. 11	Indiana State*	W, 22-14
Oct. 18	at SMS*	W, 26-20
Oct. 25	at Western Illinois*	W, 38-30
Nov. 1	Youngstown State*	4:05 p.m.
Nov. 8	at Western Kentucky*	4 p.m.
Nov. 15	Southern Illinois*	5:05 p.m.

**Southern Illinois Salukis
(8-0, 4-0 GFC)**

Aug. 28	Quincy	W, 64-14
Sept. 6	at SE Missouri State	W, 28-7
Sept. 13	Murray State	W, 32-7
Sept. 27	St. Joseph's	W, 75-0
Oct. 4	at Indiana State*	W, 37-14
Oct. 11	Illinois State*	W, 45-17
Oct. 18	at Western Illinois*	W, 37-32
Oct. 25	SMS*	W, 20-6
Nov. 1	at Western Kentucky*	4 p.m.
Nov. 8	Youngstown State	6 p.m.
Nov. 15	at Northern Iowa*	5:05 p.m.

**Western Kentucky Hilltoppers
(6-2, 3-1 GFC)**

Aug. 28	Union	W, 51-3
Sept. 6	West Virginia Tech	W, 67-3
Sept. 20	Eastern Kentucky	W, 36-6
Sept. 27	at Auburn	L, 3-48
Oct. 4	at Western Illinois*	L, 28-33
Oct. 11	SMS*	W, 9-6
Oct. 18	at Illinois State*	W, 27-24
Oct. 25	at Indiana State*	W, 59-14
Nov. 1	Southern Illinois*	4 p.m.
Nov. 8	Northern Iowa*	4 p.m.
Nov. 15	at Youngstown State*	12 p.m.

**Youngstown State Penguins
(5-4, 2-2 GFC)**

Aug. 28	Edinboro	W, 35-11
Sept. 6	Slippery Rock	W, 45-12
Sept. 13	at Kent State	L, 13-16
Sept. 20	Florida Atlantic	L, 6-13
Sept. 27	at Liberty	W, 34-3
Oct. 4	SMS*	W, 34-7
Oct. 11	Western Illinois*	L, 20-54
Oct. 18	at Indiana State*	W, 30-24 (ot)
Oct. 25	Illinois State	L, 25-35
Nov. 1	at Northern Iowa*	5:05 p.m.
Nov. 8	at Southern Illinois*	7 p.m.
Nov. 15	Western Kentucky*	1 p.m.

**Western Illinois Leathernecks
(5-3, 2-2 GFC)**

Aug. 28	Wayne State	W, 35-3
Sept. 4	at Eastern Michigan	W, 34-12
Sept. 13	at LSU	L, 7-35
Sept. 20	Tennessee-Martin	W, 56-0
Oct. 4	Western Kentucky*	W, 33-28
Oct. 11	at Youngstown State*	W, 54-20
Oct. 18	Southern Illinois*	L, 32-37
Oct. 25	Northern Iowa*	L, 30-38
Nov. 1	at Illinois State*	1:30 p.m.
Nov. 8	at Indiana State*	11 a.m.
Nov. 15	SMS*	1:05 p.m.

**SMS Bears
(3-5, 0-4 GFC)**

Aug. 28	East Central	W, 48-0
Sept. 13	at Oklahoma State	L, 3-42
Sept. 20	at SE Missouri State	W, 17-10
Sept. 27	Bacone College	W, 51-14
Oct. 4	at Youngstown State*	L, 7-34
Oct. 11	at Western Kentucky*	L, 6-9
Oct. 18	Northern Iowa*	L, 20-26
Oct. 25	at Southern Illinois*	L, 6-20
Nov. 1	Indiana State*	2 p.m.
Nov. 8	Illinois State*	1 p.m.
Nov. 15	at Western Illinois*	1:05 p.m.

**Indiana State Sycamores
(3-6, 0-4 GFC)**

Aug. 28	at Ball State	L, 7-31
Sept. 6	Florida International	W, 13-10
Sept. 13	at Indiana	L, 3-33
Sept. 20	at Murray State	W, 17-10
Sept. 27	Eastern Illinois	W, 23-7
Oct. 4	Southern Illinois*	L, 14-37
Oct. 11	at Northern Iowa*	L, 14-22
Oct. 18	Youngstown State*	L, 24-30
Oct. 25	Western Kentucky*	L, 14-59
Nov. 1	at SMS*	3 p.m.
Nov. 8	Western Illinois*	1 p.m.
Nov. 15	at Illinois State*	1:30 p.m.