




Redbird Football

GAME NOTES

Contact: Todd Kober, Director of Media Relations • 309/438-3805 • Fax: 309/438-5634 • Cell: 309/310-7112 • gtkober@ilstu.edu

GAME #4

**Illinois State**
(2-1)**#18 E. Illinois**
(1-1)**WHEN:** Saturday, September 20, 2003**WHERE:** O'Brien Stadium • Charleston, Ill.**TIME:** 1:36 p.m. Central**TELEVISION:** Today's game will be televised live on Fox Sports Chicago, South and Digital Net and will be tape delayed on Fox Sports Midwest and MetroSports. Talent includes Bob Ramsey (play-by-play), Rich Baldinger (color) and Jim Hayes (sideline).

REDBIRD RADIO NETWORK

Greg Halbleib will handle play-by-play duties, while Ted Schmitz handles color commentary. Bruce Evans reports from the sidelines and Tim Fisher is the studio host. Affiliates are flagship WJBC, AM 1230 (Bloomington), WLDC, 98.9 FM (Dwight), WBIG, AM 1280 (Aurora), WZOE, AM 1490 (Princeton) and WDID AM 1510 (Highland). All Illinois State athletic events broadcast by WJBC, including the weekly coaches shows, can be heard on a live internet stream at www.wjbc.com. Redbird game broadcasts are also available at sports.yahoo.com/ncaaf/teams/iid. To hear broadcasts on the phone, call TEAMLINE (800/846-4700/code 1152) with Visa or MasterCard.

The Game Facts

- ▶ The longest series in Illinois State football history will resume against Eastern Illinois. The Redbirds lead the all-time series 44-37-9 and today will mark the 91st meeting in the storied rivalry.
- ▶ Today's game is part of the OVC-Gateway Challenge Series. Thus far, the Gateway Football Conference is 2-0 with Southern Illinois' wins over Southeast Missouri State and Murray State. This is one of five match-ups today with Indiana State at Murray State (6 p.m.), SMS at SEMO (6 p.m.), Tennessee-Martin at Western Illinois (6:05 p.m.) and Eastern Kentucky at Western Kentucky (7 p.m.).
- ▶ These two teams have met on the gridiron every season since 1945 except for two – 2001 and 1996. The game was scheduled in 2001, but was cancelled due to the September 11 terrorist attacks.
- ▶ This game features two of the top defensive players at the I-AA level. Illinois State's Boomer Grigsby, who led the nation in tackles a year ago and finished third in the 2002 Buck Buchanan voting, and Eastern Illinois' Nick Ricks, a ninth-place finisher for the 2002 Buchanan, are both on the 2003 Buchanan Watch List.

2003 Eastern Illinois Schedule

Aug. 30	California (PA)	W, 27-0
Sept. 13	at Missouri	L, 0-37
Sept. 20	Illinois State	1:36 p.m.
Sept. 27	at Indiana State	1 p.m.
Oct. 4	at SE Missouri State*	11:30 a.m.
Oct. 11	Eastern Kentucky*	1:30 p.m.
Oct. 18	at Murray State*	3 p.m.
Oct. 25	Tennessee-Martin*	1:30 p.m.
Nov. 1	at Tennessee State*	6 p.m.
Nov. 8	Tennessee Tech	1:30 p.m.
Nov. 15	at Jacksonville State	4 p.m.
Nov. 22	Samford	1:30 p.m.

www.redbirds.org

The Coaches

▶ Illinois State

Denver Johnson is in his fourth season at Illinois State and owns a 17-19 (.472) overall record with the Redbirds. Prior to guiding the 'Birds, Johnson was the head coach at Murray State where he compiled a 21-12 mark. Johnson, 44, is a 1981 graduate of Tulsa and his six-year head coaching record stands at 38-31 (.551). He owns a 4-1 career record against Eastern Illinois.

▶ Eastern Illinois

Bob Spoo (Purdue '60) is in his 17th season at the helm of the Panther football program. Spoo owns a 102-82-1 (.554) mark at Eastern Illinois, his only collegiate head coaching position. Spoo is 8-5-1 against Illinois State.

Illinois State Season Schedule/Results

Date	Opponent	Location	Result/Time	Notes
Aug. 28	Drake	Normal, Ill.	W, 27-13	'Birds grind out 282 yards on the ground to DU's 61.
Sept. 6	at Illinois (ESPN+)	Champaign, Ill.	L, 22-49	Dwayne Smith lit up Illini defense on 14 catches for 243 yards.
Sept. 13	Truman State	Normal, Ill.	W, 49-6	42 first half points, 6 rushing TDs and 544 total yards highlight win.
Sept. 20	at #18 Eastern Illinois (FSN)	Charleston, Ill.	1:36 p.m.	Including this one, four of the last five meetings have been at EIU.
Sept. 27	Florida Atlantic	Normal, Ill.	1:30 p.m.	First ever meeting between the two schools.
Oct. 4	Northern Iowa [^]	Normal, Ill.	1:30 p.m.	Homecoming 2003 and ISU has won the last two games.
Oct. 11	at Southern Illinois [^]	Carbondale, Ill.	1:30 p.m.	ISU has claimed four of the last five meetings.
Oct. 18	Western Kentucky [^] (FSN)	Normal, Ill.	2:30 p.m.	Redbirds are 0-2 against WKU since the 'Toppers joined the Gateway.
Oct. 25	at Youngstown State [^]	Youngstown, Ohio	3:00 p.m.	Leave the state of Illinois for the first time all season.
Nov. 1	Western Illinois [^]	Normal, Ill.	1:30 p.m.	WIU has won five of the last six games in Hancock.
Nov. 8	at SMS [^]	Springfield, Mo.	1:00 p.m.	'Birds have won three of the last four games in the series.
Nov. 15	Indiana State [^]	Normal, Ill.	1:30 p.m.	Illinois State is riding a five-game winning streak in the series.

[^] Gateway Football Conference game

THE TALE OF THE TAPE

	EIU	Illinois State
Scoring	27/13.5	98/32.7
Scoring Defense	37/18.5	68/22.7
Passing Yards	364/182.0	570/190.0
Passing Defense	311/155.5	595/198.3
Rushing Yards	192/96.0	798/266.0
Rushing Defense	259/129.5	366/122.0
Total Offense	556/278.0	1368/456.0
Total Defense	570/285.0	961/320.3
Kickoff Returns	5-84	10-225
Kick Return Average	16.8	22.5
Punt Returns	9-58	7-58
Punt Return Average	6.4	8.3
Interceptions	2-28	2-5
Fumbles-Lost	5-4	6-2
Penalties	12-100	27-262
Punts/Net Average	15/28.1	17/40.3
Time of Possession	31:21	32:23
3 rd Down Conversions	12/36	23/47
4 th Down Conversions	0/4	3/3

INJURY UPDATE

- RB LaShawn Bullock (left knee) probable
Games Missed: Drake, Illinois, Truman St.
- DB Cerone Colvin (left knee/ankle) probable
Games Missed: Drake, Truman St.
- DB Cavari Dailey (right hip pointer) probable
Games Missed: Truman St.
- FB/LS J.P. Dundas (left shoulder) probable
Games Missed: Drake
- DT Michael Heffernan (mild concussion) probable
Games Missed: Drake, Truman St.
- LB Adam Redenius (right shoulder) out
Games Missed: Drake, Illinois, Truman St.
- DL Nick Rohrer (right knee) probable
Games Missed: Drake, Illinois, Truman St.
- WR Joe Walkins (right knee) probable
Games Missed: Illinois, Truman St.

ILLINOIS STATE MEDIA RELATIONS

Director of Media Relations Todd Kober
Office Phone (309) 438-3805
Home Phone (309) 454-3048
Cell (309) 310-7112
E-mail gtkober@ilstu.edu
Graduate Assistant Mike Krizman
Office Phone (309) 438-7748
Cell (847) 528-2066
E-mail makrizm@ilstu.edu
Fax (309) 438-5634

INTERVIEW PROCEDURES

Postgame interviews following home contests are conducted in the team room (second floor) of the Kaufman Football Building. A golf cart is available to transport representatives from the visiting team to the interview area. TV lighting is also provided. After road games, representatives will be brought to a designated area. The locker room is closed at all times.

Redbird Ticket Office • (309) 438-8000

Scouting the Panthers

- Eastern Illinois is located in Charleston, Ill., and has an enrollment of 11,163. A member of the Ohio Valley Conference, Eastern Illinois was founded in 1895 and began competing in football in 1899.
- Head coach Bob Spoo is the winningest coach in the history of Panther football with 102 career victories.
- Eastern has advanced to the NCAA I-AA playoffs the last three seasons, but has been ousted in the first round all three seasons including the last two by Gateway teams with a 48-9 loss at Western Illinois in 2002 and a 49-43 defeat to Northern Iowa in 2001.
- The Panthers have finished the last three seasons ranked in the top 20. Under Spoo, EIU has ended the season ranked seven times.
- Eastern has won the OVC title the last two seasons, but was picked to finish third in the preseason OVC poll. Five players were named to the preseason all-conference team, including Nick Ricks, Nick Eller, Frank Castagnoli, Andre Raymond and Kory Lothe.
- Ricks is one of the 16 I-AA players tabbed for the 2003 Buck Buchanan Award Watch List. He finished ninth in the voting last season.
- Tailback Andre Raymond is also on a watch list for the Walter Payton Award, which is given to I-AA's top offensive player.
- Eastern ranks No. 25 nationally in team defense after allowing 285 yards per contest after the first two games. Pass defense is No. 30 nationally, while rushing defense is No. 43.
- The total offense is ranked No. 90, with the passing offense ranking No. 61.

Demetrus in Double Time

Demetrus Johnson made quick work of Truman State. He pounded out 132 yards on 15 carries and added three touchdowns, including a 49-yard scamper. He had the type of game that every running back would love to have at the end of the game, but he did it in the first half. Johnson didn't need to take a snap in the second half with the 42-0 halftime lead. His two quarter performance didn't go unnoticed as he was awarded the Gateway Football Conference Offensive Player of the Week honor.

Oliver's Twist

Cornerback **Antwan Oliver** started his collegiate career at Eastern Illinois. He played two seasons at EIU, before transferring to Illinois State prior to the 2002 season. The Ft. Lauderdale, Fla., native sat out last season to meet NCAA transfer rules, but has started the first three games with the Redbirds and leads the team with three pass break-ups.

Missed it By that Much

Truman State's touchdown run with five minutes left in the game spoiled the Redbird defense shutout bid. The 'Birds were on pace to record their first shutout since October 21, 2000, when Illinois State dropped Prairie View A&M 64-0. Against Truman, the Redbirds held the Bulldogs to 51 yards rushing and a 3-for-15 success rate on third down conversions.

Breaking Down the Conference Challenge Series

Today's match-up is part of the 2003 Gateway-OVC Challenge. By the end of the series, eight games will have been played between the two leagues with each league having four home games. Eleven of the 17 total combined members are involved in the series. Thus far, the Gateway owns a 2-0 mark in the challenge and also has the advantage in the all-time series at 67-40-1.

Harry Would Have Been Proud

Harry S. Truman said "carry the battle to them, don't let them bring it to you." Not only did the Illinois State offense execute that philosophy Saturday night, but it did it against Truman State, named after the 33rd President of the United States. The Redbirds scored on six of their seven first half possessions and never looked back. The six scores resulted into a 42-0 halftime advantage, the most points ever scored at Hancock Stadium in the first two quarters.

It's Just a Matter of Time

When Illinois State defeated No. 25 Southern Illinois last season, and then topped No. 17 Northern Iowa a week later, it marked the sixth-straight year in which the Redbirds have beaten at least one ranked foe. The 'Birds have won 10 of their last 21 tilts against ranked I-AA foes. Eastern Illinois enters today's game ranked No. 18 in the ESPN/USA Today poll and No. 19 in The Sports Network/CSN poll.

'R' Gang

Spanky isn't the ring leader of the Redbird rushing attack, but the running back arsenal put a spanking on Truman State. As the whole, the 'Birds totaled six rushing touchdowns against the Bulldog offense, by four different players. In all, **Demetrus Johnson, Sha-Ron Edwards, Tristan Davis** and **Earl Newby** all crossed the goal line. The six rushing TDs is the second-highest total in ISU history, last accomplished on September 11, 1999 against Southeast Missouri State.

We're Putting the Band Back Together

Today's game might as well be dubbed the Dillard High School alumni game since nine players in today's contest are Dillard alums. The Redbirds field three Dillard products in **Antwan Oliver**, **Joe Walkins** and **Sam Yeargin**. EIU has six in Nick Allison, Chad Cleveland, Vince Lewis, Fred Miller, Devon O'Neal and Alfred Osborne.

Illinois, the Sunshine State?

In addition to the Dillard High School alums, the Midwest rivalry between Illinois State and Eastern Illinois will have even more Florida flavor. Both of these programs have strong Florida recruiting ties and it shows on their rosters. The Redbirds field 18 players from the Sunshine State, while Eastern Illinois has 23.

The Boomer Watch

Linebacker **Boomer Grigsby** is at it again. Like last season, Grigsby has a knack for raising the bar for the big games. Over his career, most of his best performances have come against the toughest opponents. Such was the case again at Illinois. Grigsby wowed the Big Ten crowd with a game-high 21 tackles, including 14 solo stops. It was the eighth time the reigning GFC Defensive Player of the Year totaled 15 or more tackles in a single game. With performances like that it's no wonder why Grigsby was the nation's top tackler in 2002 with 179 stops, as well as the top returning vote-getter and the player to beat for the 2003 Buck Buchanan Award, which is given to the top I-AA defensive player.

The Redbird 500

It's not part of the Winston Cup circuit, but the Illinois State offense has been driving through the opposition. For the second straight game, the Redbirds amassed 500-plus yards of total offense, which was the first back-to-back effort like it since November of 2000. Against Truman State, the 'Birds totaled 522 yards bettering the 511 yard effort at Illinois. Nationally, the Redbird offense ranks No. 7, powered by an 11th ranked rushing offense.

A Heroic Homecoming...

For wide receiver **Dwayne Smith** his return to Memorial Stadium on the Illinois' campus was almost perfect. The only thing the 6-foot-3, senior didn't catch was an Illinois State victory. In a career game on the field where it all started, Smith hauled in a Redbird record 14 passes topping the six-year mark of Darnell Jones by one. Smith's 14 grabs covered 243 yards, just 16 yards shy of another school mark and the second best receiving total in school history. The Rantoul, Ill., native also caught a pair of touchdown passes, including a 74-yarder and earned the GFC Offensive Player of the Week for his efforts.

... And He Left His Mark

Desmond Howard, Chris Carter, Charles Rogers or Brandon Lloyd couldn't hold a candle to **Dwayne Smith's** performance at Memorial Stadium against Illinois. That's because his 14 catches and 243 yards claimed the stadium record for catches and receiving yards, in the 79-year history of the facility.

Lambert's Return

Assistant coach **Ron Lambert** makes his second trip to Eastern Illinois after leaving the Panther staff to join **Denver Johnson** and the Redbirds in 2001. This season Lambert returns as the defensive coordinator for Illinois State to face many of the players he recruited for Eastern Illinois. Lambert was on Bob Spoo's staff from 1998-2000 and helped lead the Panthers to a NCAA I-AA Playoff appearance in 2000.

Souzy Playmaker

Against Illinois, quarterback **Mike Souza** showcased his ability to make plays. Souza passed for a career-high 385 yards against the Big Ten foe, a mark that ranks No. 4 in the ISU record book and was the second-highest total by an Illinois' opponent at Memorial Stadium. He also legged 71 yards on the ground to lead the Redbird rushing attack. His 456 yards of total offense ranks No. 3 all-time at Illinois State.

A Schedule of Firsts

For the first time in the history of Illinois State football, the Redbirds will be playing a 12-game schedule. In addition, the 'Birds will host seven of the 12 contests at Hancock Stadium, which is the largest regular-season home slate in school history.

A Namesake Schedule

In addition to many firsts, the 2003 schedule is a perfect fit for Illinois State – since the Redbirds will only leave the state of Illinois twice all season. How fitting for a state university. The Redbirds won't leave the Land of Lincoln until October 25, when Illinois State travels to Youngstown State. Two weeks later, the Redbirds will face SMS in Springfield, Mo.

THE LAST TIME THEY MET

EIU Jumps on Redbirds Early

September 28, 2002

CHARLESTON, Ill. – Scoring on four of its first five possessions, Eastern Illinois took a quick 17-0 lead after the first quarter and continued to dominate offensively as the Redbirds managed just one field goal and one touchdown in the Panther's 45-10 win Saturday in front of 10,731 at O'Brien Field in Charleston.

Chip Taylor's grab at the EIU 15-yard line set up the only 'Bird TD of the game with 31 seconds remaining. Two plays later and with 18 seconds on the clock, Mike Souza connected on a 14-yard pass to Dwayne Smith for his second touchdown of the season. Stephen Carroll got the 'Birds the extra point.

Eastern Illinois improves to 2-2 on the year as the 'Birds take the same mark, 2-2. The 35-point margin of defeat tied the largest Panther win between the two schools in the series' history, dating back to 1978 when EIU beat ISU 42-7.

To start the second half, Zouzounis, who replaced starting QB Souza in the first quarter, was picked off by Chad Cleveland on the third play of the half, who returned it to the Illinois State three-yard line. The play setup EIU's fourth TD, a 3-yard scramble by Taylor, his second of the game. Kicker Steve Kuehn secured the extra point for the Panthers, who took a commanding 31-3 lead.

A forced fumble at ISU's 38-yard line by George Lowe on Jon Laurenti's catch with 11:18 to play in the third led to another Panther TD, a nine-yard plunge by Nick Eller as the drive went four plays for 47 yards and the Panthers increased their lead to 38-3. Taylor scored his third touchdown of the game with 1:51 left on the clock in the third. The drive was six plays for 71 yards and EIU went up 45-3.

Stephen Carroll's 24-yard kick with 3.2 seconds left in the first half got the Redbirds on the scoreboard after a fumble by EIU's Andre Raymond was recovered by Boomer Grigsby. It was a small consolation as the 'Birds trailed 24-0.

SCORE BY QUARTERS

ILLINOIS STATE	0	3	0	7	-	10
#13 Eastern Illinois	17	7	21	0	-	45

SCORING SUMMARY

EIU – Kuehn 27-yard field goal, 10:52, 1Q
 EIU – Raymond 10-yard pass from Romo (Kuehn kick), 5:41, 1Q
 EIU – O'Neal 57-yard pass from Romo (Kuehn kick), 3:50, 1Q
 EIU – Taylor 7-yard run (Kuehn kick), 10:49, 2Q
 ISU – Carroll 24-yard field goal, :00, 2Q
 EIU – Taylor 3-yard run (Kuehn kick), 13:41, 3Q
 EIU – Eller 9-yard pass from Romo (Kuehn kick), 9:47, 3Q
 EIU – Taylor 3-yard run (Kuehn kick), 1:51, 3Q
 ISU – Smith 14-yard pass from Souza (Carroll kick), :19, 4Q

TEAM STATISTICS

	ISU	EIU
First Downs	22	17
Rushing Attempts-Yards	22-34	42-216
Passing	32-63-1	16-21-0
Passing Yards	342	278
Total Offensive Plays		
Total Net Yards	376	494
Avg. Gain		
Fumbles-Lost	1-1	2-2
Penalties-Yards	6-51	4-30
Punts-Avg.		
Kickoff Return-Yards		
Interceptions-Yards		
Time of Possession	30:10	29:50
Third-Down Conversions	8-21	8-14

INDIVIDUAL LEADERS

RUSHING: (ISU) – Washington 13-9, Souza 5-14, T. Davis 1-5, Watts 3-33, Zouzounis 1-(-13). (EIU) – Taylor 22-118, Raymond 8-70, Steel 10-26, Romo 1-5, Kissack 1-(-2).

PASSING: (ISU) – Souza 8-21-2-106, Zouzounis 24-42-1-236. (EIU) – Romo 16-21-0-278.

RECEIVING: (ISU) – Golson 5-89, Smith 8-90, Larson 1-5, Hunter 3-20, Laurenti 2-25. (EIU) – O'Neal 6-137, Eller 3-68, Raymond 2-18, Robinson 2-8, Osborne 1-30, Bumphus 1-17, Taylor 1-0.

ATTENDANCE: 10,731

2003 Redbird Captains:

#69 • Jim Ferguson

#46 • Boomer Grigsby

#12 • Andrew Papoccia

#97 • Ray Robinson

#5 • Mike Souza

THE GATEWAY FOOTBALL CONFERENCE

Here's a short and concise breakdown of one of the nation's premier NCAA I-AA football leagues:

2003 GFC STANDINGS

	W	L	PCT	W	L	PCT
Southern Illinois	0	0	.000	3	0	1.000
Western Kentucky	0	0	.000	2	0	1.000
Illinois State	0	0	.000	2	1	.667
Western Illinois	0	0	.000	2	1	.667
Youngstown State	0	0	.000	2	1	.667
Northern Iowa	0	0	.000	1	1	.500
SMS	0	0	.000	1	1	.500
Indiana State	0	0	.000	1	2	.333

THIS WEEK IN THE GATEWAY**September 18**

- Northern Iowa at Stephen F. Austin, 6:30 p.m.

September 20

- SMS at SEMO, 6 p.m.
- Indiana State at Murray State, 6 p.m.
- Tennessee-Martin at Western Illinois, 6:05 p.m.
- Eastern Kentucky at Western Kentucky, 7 p.m.
- Florida Atlantic at Youngstown State, 7 p.m.

All times central

2003 PRESEASON POLL

1. Western Illinois (24)	247
2. Western Kentucky (6)	218
3. Youngstown State	171
4. UNI (1)	139
5. Illinois State	131
6. Southern Illinois	130
7. SMS (1)	74
8. Indiana State	42

2003 GFC PRESEASON HONORS

Offense – Stafford Davis, OL (first team); Jeremy Melville, OL (honorable mention); Dwayne Smith, WR (honorable mention).

Defense – Boomer Grigsby, LB (first team); Ray Robinson, DL (first team).

2002 GFC POSTSEASON HONORS

Offense – Stephen Carroll, K (honorable mention); Stafford Davis, OL (second team); Vito Golson, WR (second team); Quincy Washington, RB (honorable mention).

Defense – Dennis Butler, DB (honorable mention); Jonathan Friend, DL (first team); Boomer Grigsby, LB (first team); Ray Robinson, DL (second team).

Gateway Defensive Player of the Year – Boomer Grigsby, LB

GATEWAY TELECONFERENCE

Teleconferences featuring the league's head coaches will be conducted each Wednesday during the season (Sept. 10 through Nov. 12). Those participating in the call should dial in five minutes prior to the scheduled start time (10 a.m. CST each Wednesday). Each call can also be accessed at www.gatewayfootball.org. The call-in number is 913/981-5509.

- **Denver Johnson (Illinois State)**, 10:05 a.m.
- Tim McGuire (Indiana State), 10:10 a.m.
- Mark Farley (Northern Iowa), 10:15 a.m.
- Jerry Kill (Southern Illinois), 10:20 a.m.
- Randy Ball (SMS), 10:25 a.m.
- Don Patterson (Western Illinois), 10:30 a.m.
- David Elson (Western Kentucky), 10:35 a.m.
- Jon Heacock (Youngstown St.), 10:40 a.m.

All times are central

Another Would Be Grand

For the last three seasons, ISU has gotten 1,000-yard rushing campaigns from Quincy Washington (2002) and Willie Watts (2001 & 2000). The Redbirds have never had a 1,000-yard rusher for four straight seasons.

Transferrable

Since 1993, when the NCAA rules changed to allow players immediate eligibility at the I-AA level, Illinois State has had 37 players transfer from I-A schools. ISU's I-A transfers on this year's roster include: **Cavari Dailey** (DB, Auburn); **Jim Ferguson** (OL, Illinois); **Steve Harris** (DB, Illinois); **Demetrus Johnson** (RB, Minnesota); **Cameron Siskowic** (LB, Washington State); **Dwayne Smith** (WR, Illinois); **Jesus Terrazas** (DL, Illinois); **Joe Walkins** (WR, Auburn) and **Shawn Wiza** (OL, Western Michigan).

Redbird Milestones Under Johnson

Here is a list of the Illinois State players that have either passed for 300 yards or rushed or caught 100 yards under head coach **Denver Johnson's** tenure:

100-Yard Rushing Games

- 210, Quincy Washington vs. Quincy (9/7/02)
- 200, Willie Watts vs. Indiana State (11/10/01)
- 186, Willie Watts vs. EIU (11/11/00)
- 174, Willie Watts at WIU (11/4/00)
- 169, Q. Washington vs. Murray St. (9/21/02)
- 167, Quincy Washington vs. SMS (10/5/02)
- 161, Willie Watts vs. SMS (11/18/00)
- 158, Willie Watts vs. Northern Iowa (10/27/01)
- 158, Walter James at UNI (9/30/00)
- 156, Willie Watts at SEMO (9/16/00)
- 155, Willie Watts at Murray St. (9/8/01)
- 152, Sha-Ron Edwards vs. Drake (8/28/03)
- 145, Willie Watts vs. W. Va. Tech (8/31/00)
- 135, Willie Watts vs. SEMO (9/22/01)
- 132, Demetrus Johnson vs. Truman St. (9/13/03)
- 127, Quincy Washington vs. WIU (10/12/02)
- 126, Quincy Washington vs. SIU (10/19/02)
- 110, Willie Watts vs. WKU (11/3/01)
- 109, Walter James vs. W. Va. Tech (8/31/00)
- 108, Walter James vs. YSU (10/7/00)
- 104, Quincy Washington at UNI (10/26/02)
- 101, Willie Watts vs. PV A&M (10/21/00)

300-Yard Passing Games

- 385, Mike Souza at Illinois (9/6/03)
- 350, Kevin Glenn vs. SMS (11/18/00)
- 319, Dusty Burk vs. Northern Iowa (10/27/01)
- 310, Dusty Burk at Indiana St. (10/14/00)

100-Yard Receiving Games

- 243, Dwayne Smith at Illinois (9/6/03)
- 183, Vito Golson vs. Northern Iowa (10/27/01)
- 136, Vito Golson at Indiana State (11/16/02)
- 136, Gerry Davis at UNI (9/30/00)
- 115, Justin Frierson vs. W. Va. Tech (8/31/00)
- 113, Vito Golson vs. SIU (10/19/02)
- 110, Vito Golson vs. MSU (9/21/02)
- 109, Vito Golson at INS (10/14/00)
- 107, Mark Schaeve vs. WKU (11/3/01)
- 107, Steve Kostro vs. EIU (11/11/00)
- 105, Mark Schaeve vs. WIU (10/13/01)
- 102, Jon Laurenti vs. SMS (11/18/00)

I-AA Committee a Little "Weis"er

Illinois State athletics director **Perk Weisenburger**, a Central Michigan alum, is entering his third year on the NCAA Division I-AA Football Committee. Among other things, the committee seeds the field and selects the eight at-large teams for the I-AA championship.

We Win ...

- Illinois State teams have won 112 conference championships -- an average of more than five per year -- since beginning Division I conference play in 1982 (from 1971-81, ISU was a Division I independent). Redbird teams compete in two different conferences.
- The football team plays in the Gateway, 17 sports compete in the Missouri Valley and the gymnastics team competes as an independent.
- Illinois State finished in the top four in 10 of 17 Missouri Valley Conference titles during 2001-02, including league titles by men's cross country, women's tennis and softball and a conference tournament championship by women's tennis.
- ISU has won 16 conference All-Sports Trophies since '82, including five of the last eight in the MVC.
- Illinois State has been in the Gateway Football Conference for 17 years and has won 20 games in the last five years while winning 22 over its first 13 years of membership.

...But Not At The Expense of Good Grades

Illinois State didn't forget the "student" in student-athlete while it was piling up all its outstanding performances during the 2002-03 school year. Redbird athletics had another student-athlete (Abby Scott, softball) named a Bone Scholar, the highest undergraduate academic honor at Illinois State, Scott became the eighth athlete to receive the honor in the last five years. In 2001, former linebacker Adam Waugh, who was named a National College Scholar-Athlete by The National Football Foundation and College Hall of Fame, became the third Redbird football player to receive the honor.

ILLINOIS STATE DEPTH CHART

OFFENSE

LT	51	Mike Stegeman	6-5	285	So.-1L
	75	Janiah Downing	6-3	210	Fr.-RS
LG	64	Stafford Davis	6-1	280	So.-1L
	77	Joe Pantoja	6-2	269	Jr.-1L
C	61	Jeremy Melville	6-4	266	Jr.-2L
	60	Geoff Pearson	6-2	275	Jr.-Sq.
RG	69	Jim Ferguson	6-3	267	Sr.-2L
	78	Kory Andersen	6-2	267	Fr.-RS
RT	62	Shawn Wiza	6-7	293	So.-TR
OR	63	Matt Pezdek	6-4	308	Jr.-1L
WR	80	Dwayne Smith	6-3	194	Sr.-1L
	88	Avery Massengale	6-4	225	Jr.-TR
WR	13	Ramon Barber	6-0	188	So.-1L
	81	Laurént Robinson	6-2	165	Fr.-HS
TE	89	Mike Larson	6-4	252	Jr.-1L
	83	Steve Statz	6-5	260	So.-1L
QB	5	Mike Souza	6-0	177	Sr.-1L
	18	Yance Vaughan	6-3	204	Jr.-Sq.
RB	20	Demetrus Johnson	5-9	185	Jr.-TR
	31	Sha-Ron Edwards	6-0	201	Sr.-1L
FB	82	Kevin Kreger	6-0	226	So.-1L
	32	Earl Newby	6-0	215	Fr.-HS

DEFENSE

DE	98	Mike Blough	6-5	224	So.-1L
	92	Josh Chrestman	6-4	255	Jr.-TR
DT	65	Ryan Thorne	6-2	237	Fr.-RS
	52	Jesus Terrazas	6-2	265	Jr.-TR
DT	73	Justin Martindale	6-3	260	Fr.-RS
	74	Barry Hartman	6-5	270	Fr.-HS
DE	97	Ray Robinson	6-2	230	Sr.-3L
	96	Anthony Kirkland	6-2	245	Fr.-HS
WHIP	12	Andrew Papoccia	5-11	191	Sr.-3L
	36	William Rolle	5-10	191	So.-1L
ILB	42	Gean Gilot	6-0	202	Sr.-2L
	40	Cameron Siskowic	6-2	230	Fr.-TR
ILB	46	Boomer Grigsby	6-0	245	Jr.-2L
	54	Rick Splant	6-2	210	Jr.-2L
ROVER	28	James Temple	6-0	200	Fr.-RS
	36	William Rolle	5-10	191	So.-1L
RC	1	Sam Yeargin	5-11	175	Jr.-2L
	25	Leon Kittrell	5-9	165	Fr.-RS
LC	2	Antwan Oliver	5-10	168	Jr.-TR
	47	Steve Harris	6-0	185	Fr.-TR
FS	27	Tyler Larick	6-1	201	Jr.-TR
	23	Chris Govan	6-0	187	So.-1L

SPECIALISTS

PK	99	Stephen Carroll	5-11	180	Jr.-2L
	49	Troy Maskel	6-3	247	So.-1L
KO	99	Stephen Carroll	5-11	180	Jr.-2L
	49	Troy Maskel	6-3	247	So.-1L
P	49	Troy Maskel	6-3	247	So.-1L
	14	Ryan Hoffman	6-2	186	So.-1L
LS	33	J.P. Dundas	6-0	214	Jr.-1L
	82	Kevin Kreger	6-0	226	So.-1L
SS	60	Geoff Pearson	6-2	275	Jr.-Sq.
	67	Jake Weber	6-2	225	Fr.-HS
HD	16	Brian Busser	6-1	184	So.-Sq.
	5	Mike Souza	6-0	177	Sr.-1L
KR	31	Sha-Ron Edwards	6-0	201	Sr.-1L
	20	Demetrus Johnson	5-9	185	Jr.-TR
PR	12	Andrew Papoccia	5-11	191	Sr.-3L
	25	Leon Kittrell	5-9	165	Fr.-RS

EASTERN ILLINOIS DEPTH CHART

OFFENSE

TE	88	Nick Eller	6-4	261	Sr.
	87	Chris Walter	6-2	237	So.
LT	56	Frank Castagnoli	6-4	300	Sr.
	78	David Johanson	6-5	292	Fr.-RS
LG	75	Eric Johnson	6-2	268	Fr.-RS
	60	Luke Mutter	6-0	270	Fr.-RS
C	71	Pacal Matla	6-5	310	So.
	65	Steve Sobolewski	6-4	276	Fr.-RS
RG	52	Jon Rueter	6-4	280	Fr.-RS
	64	Ryan Schulz	6-3	253	Fr.
RT	72	Andrew Dufrenne	6-6	280	So.
	79	Clayton George	6-5	286	Fr.-RS
SE	1	Alfred Osborne	6-2	181	Jr.
	9	Devon O'Neal	5-10	170	Sr.
FL	3	Jermaine Mobley	6-0	180	Fr.-RS
	80	Ryan Voss	6-5	190	Fr.
FB	34	David Campione	5-11	230	Fr.-RS
	88	Nick Eller	6-4	261	Sr.
TB	5	Andre Raymond	5-11	205	Sr.
	29	Vincent Webb	5-10	191	Fr.-RS
QB	16	Andy Vincent	6-0	185	Jr.
	12	Andrew Harris	6-2	195	So.

DEFENSE

LE	92	Travis Wanzeck	6-2	215	So.
	91	Mike Morely	6-3	230	Fr.-RS
LT	97	Marcus Lorick	6-2	276	Jr.
	93	Curtis Lester	6-2	294	Jr.
RT	94	Will Bihun	6-0	285	So.
	43	Pete Milauskas	6-1	258	So.
RE	96	Kory Lothe	6-4	258	So.
	48	Robert Nichols	6-2	202	Fr.
OLB	30	Jake Maurer	6-1	210	Sr.
	4	Adam Jack	6-3	214	Jr.
MLB	6	Fred Miller	6-1	230	Sr.
	99	David Schratz	5-10	231	Fr.
OLB	2	Nick Ricks	6-0	230	Sr.
	50	Jamarr Day	6-1	208	Jr.
LC	15	Vince Lewis	5-9	175	Jr.
	20	Albert Brown	6-0	164	Fr.
RC	21	Terrance Sanders	5-10	171	So.
	36	B.J. Brown	5-10	159	Fr.
SS	38	Chad Cleveland	6-1	197	So.
	28	George Love	6-0	201	So.
FS	41	Kevin Walz	6-0	198	So.
	32	Tristan Burge	5-11	180	Fr.

SPECIALISTS

PK	10	Steve Kuehn	6-0	189	So.
P	33	Tom Schofield	6-3	206	So.
LS	92	Travis Wanzeck	6-2	215	So.
SS	75	Eric Johnson	6-2	268	Fr.-RS
HD	16	Andy Vincent	6-0	185	Jr.
	11	Justin Duhai	6-1	202	Fr.-RS
KR	5	Andre Raymond	5-11	205	Sr.
	25	Guillermo Davis	6-0	224	Fr.-RS
PR	13	Brandon Pettway	5-8	164	Sr.
	3	Jermaine Mobley	6-0	180	Fr.-RS

2003 ILLINOIS STATE FOOTBALL TEAM STATS

TEAM STATISTICS	ISU	OPP
SCORING	98	68
Points Per Game	32.7	22.7
FIRST DOWNS	68	49
Rushing	39	19
Passing	29	25
Penalty	0	5
RUSHING YARDAGE	798	366
Yards gained rushing	817	428
Yards lost rushing	19	62
Rushing Attempts	136	97
Average Per Rush	5.9	3.8
Average Per Game	266.0	122.0
TDs Rushing	9	3
PASSING YARDAGE	570	595
Att-Comp-Int	93-54-1	97-50-2
Average Per Pass	6.1	6.1
Average Per Catch	10.6	11.9
Average Per Game	190.0	198.3
TDs Passing	3	5
TOTAL OFFENSE	1368	961
Total Plays	229	194
Average Per Play	6.0	5.0
Average Per Game	456.0	320.3
KICK RETURNS: #-YARDS	10-225	10-167
PUNT RETURNS: #-YARDS	7-58	8-55
INT RETURNS: #-YARDS	2-5	1-3
KICK RETURN AVERAGE	22.5	16.7
PUNT RETURN AVERAGE	8.3	6.9
INT RETURN AVERAGE	2.5	3.0
FUMBLES-LOST	6-2	5-3
PENALTIES-YARDS	27-262	14-119
Average Per Game	87.3	39.7
PUNTS-YARDS	17-740	19-718
Average Per Punt	43.5	37.8
Net punt average	40.3	34.7
TIME OF POSSESSION/GAME	32:23	27:37
3RD-DOWN CONVERSIONS	23/47	14/45
3rd-Down Pct	49%	31%
4TH-DOWN CONVERSIONS	3/3	3/5
4th-Down Pct	100%	60%
SACKS BY-YARDS	2-12	2-6
MISC YARDS	0	0
TOUCHDOWNS SCORED	12	9
FIELD GOALS-ATTEMPTS	5-6	2-2
PAT-ATTEMPTS	11-11	6-8
ATTENDANCE	14496	56304
Games/Avg Per Game	2/7248	1/56304

SCORE BY QUARTERS	1st	2nd	3rd	4th	Total
Illinois State	28	34	30	6	98
Opponents	27	10	7	24	68

2003 ILLINOIS STATE FOOTBALL INDIVIDUAL STATS

RUSHING	G	Att	Gain	Loss	Net	Avg	TD	Long	Avg/G
EDWARDS,Sha-Ron	3	40	264	2	262	6.6	3	31	87.3
JOHNSON,Demetru	3	43	253	1	252	5.9	4	49	84.0
SOUZA, Mike	3	24	144	11	133	5.5	0	21	44.3
DAVIS,Tristan	3	16	81	5	76	4.8	1	27	25.3
WHITEHEAD,Andre	2	5	37	0	37	7.4	0	12	18.5
LATTIMORE,Harry	1	3	15	0	15	5.0	0	8	15.0
NEWBY,Earl	3	3	20	0	20	6.7	1	10	6.7
VAUGHAN,Yance	2	1	2	0	2	2.0	0	2	1.0
KREGGER, Kevin	3	1	1	0	1	1.0	0	1	0.3
Total.....	3	136	817	19	798	5.9	9	49	266.0
Opponents.....	3	97	428	62	366	3.8	3	41	122.0

PASSING	G	Effic	Att-Comp-Int	Pct	Yds	TD	Lng	Avg/G
SOUZA, Mike	3	123.0	83-49-1	59.0	539	3	74	179.7
VAUGHAN, Yance	2	76.0	10-5-0	50.0	31	0	9	15.5
Total.....	3	118.0	93-54-1	58.1	570	3	74	190.0
Opponents.....	3	115.96	97-50-2	51.5	595	5	66	198.3

RECEIVING	G	No.	Yds	Avg	TD	Long	Avg/G
SMITH,Dwayne	3	19	315	16.6	2	74	105.0
BARBER,Ramon	3	10	62	6.2	0	15	20.7
MASSEGALE,Aver	2	6	57	9.5	0	14	28.5
JOHNSON,Demetru	3	6	27	4.5	0	11	9.0
LARSON, Mike	3	4	37	9.2	0	21	12.3
ROBINSON,Lauren	3	2	29	14.5	1	22	9.7
JONES,LaMonte	3	2	2	1.0	0	2	0.7
FILIN,Alex	3	1	24	24.0	0	24	8.0
ARLIS,Victor	2	1	8	8.0	0	8	4.0
DAVIS,Tristan	3	1	5	5.0	0	5	1.7
KREGGER, Kevin	3	1	5	5.0	0	5	1.7
EDWARDS,Sha-Ron	3	1	-1	-1.0	0	0	-0.3
Total.....	3	54	570	10.6	3	74	190.0
Opponents.....	3	50	595	11.9	5	66	198.3

PUNT RETURNS	No.	Yds	Avg	TD	Long
WALKINS,Joe	2	3	1.5	0	0
PAPOCCIA,Andrew	2	32	16.0	0	29
KITTRELL,Leon	2	11	5.5	0	11
HOLAK,Pete	1	12	12.0	0	0
Total.....	7	58	8.3	0	29
Opponents.....	8	55	6.9	0	19

INTERCEPTIONS	No.	Yds	Avg	TD	Long
PAPOCCIA,Andrew	1	0	0.0	0	0
YEARGIN, Sam	1	5	5.0	0	5
Total.....	2	5	2.5	0	5
Opponents.....	1	3	3.0	0	3

KICK RETURNS	No.	Yds	Avg	TD	Long
EDWARDS,Sha-Ron	5	131	26.2	0	35
WALKINS,Joe	2	57	28.5	0	29
JOHNSON,Demetru	2	20	10.0	0	20
KITTRELL,Leon	1	17	17.0	0	17
Total.....	10	225	22.5	0	35
Opponents.....	10	167	16.7	0	30

FUMBLE RETURNS	No.	Yds	Avg	TD	Long
Total.....	0	0	0.0	0	0
Opponents.....	0	0	0.0	1	0

SCORING	TD	FGs	Kick	RushRcv	Pass	DXP	Saf	Points
CARROLL,Stephen	0	5-6	11-11	0-0	0	0-0	0	26
JOHNSON,Demetru	4	0-0	0-0	0-0	0	0-0	0	24
EDWARDS,Sha-Ron	3	0-0	0-0	0-0	0	0-0	0	18
SMITH,Dwayne	2	0-0	0-0	0-0	0	0-0	0	12
NEWBY,Earl	1	0-0	0-0	0-0	0	0-0	0	6
DAVIS,Tristan	1	0-0	0-0	0-0	0	0-0	0	6
ROBINSON,Lauren	1	0-0	0-0	0-0	0	0-0	0	6
SOUZA, Mike	0	0-0	0-0	0-0	0	0-1	0	0
Total.....	12	5-6	11-11	0-0	0	0-1	0	98
Opponents.....	9	2-2	6-8	0-0	1	1-1	0	68

TOTAL OFFENSE	G	Plays	Rush	Pass	Total	Avg/G
SOUZA, Mike	3	107	133	539	672	224.0
EDWARDS,Sha-Ron	3	40	262	0	262	87.3
JOHNSON,Demetru	3	43	252	0	252	84.0
DAVIS,Tristan	3	16	76	0	76	25.3
WHITEHEAD,Andre	2	5	37	0	37	18.5
VAUGHAN, Yance	2	11	2	31	33	16.5
NEWBY,Earl	3	3	20	0	20	6.7
LATTIMORE,Harry	1	3	15	0	15	15.0
KREGGER, Kevin	3	1	1	0	1	0.3
Total.....	3	229	798	570	1368	456.0
Opponents.....	3	194	366	595	961	320.3

FIELD GOALS	FGM-FGAPct	01-19	20-29	30-39	40-49	50-59	Lg	Blk	
CARROLL,Stephen	5-6	83.3	0-0	4-4	0-0	1-2	0-0	48	1

FG SEQUENCE	Illinois State	OPPONENTS
Drake	(48),(22)	-
Illinois	(27),49,(28),(28)	(40),(28)
Truman State	-	-

Numbers in parentheses indicate field goal was made.

PUNTING	No.	Yds	Avg	Long	TB	FC	I20	Blkd
MASKEL, Troy	11	475	43.2	63	0	2	4	0
HOFFMAN,Ryan	6	265	44.2	58	0	1	2	0
Total.....	17	740	43.5	63	0	3	6	0
Opponents.....	19	718	37.8	53	1	3	6	1

ALL PURPOSE	G	Rush	Rec	PR	KOR	IR	Tot	Avg/G
EDWARDS,Sha-Ron	3	262	-1	0	131	0	392	130.7
SMITH,Dwayne	3	0	315	0	0	0	315	105.0
JOHNSON,Demetru	3	252	27	0	20	0	299	99.7
SOUZA, Mike	3	133	0	0	0	0	133	44.3
DAVIS,Tristan	3	76	5	0	0	0	81	27.0
BARBER,Ramon	3	0	62	0	0	0	62	20.7
WALKINS,Joe	1	0	0	3	57	0	60	60.0
MASSEGALE,Aver	2	0	57	0	0	0	57	28.5
LARSON, Mike	3	0	37	0	0	0	37	12.3
WHITEHEAD,Andre	2	37	0	0	0	0	37	18.5
PAPOCCIA,Andrew	3	0	0	32	0	0	32	10.7
ROBINSON,Lauren	3	0	29	0	0	0	29	9.7
KITTRELL,Leon	3	0	0	11	17	0	28	9.3
FILIN,Alex	3	0	24	0	0	0	24	8.0
NEWBY,Earl	3	20	0	0	0	0	20	6.7
LATTIMORE,Harry	1	15	0	0	0	0	15	15.0
HOLAK,Pete	3	0	0	12	0	0	12	4.0
ARLIS,Victor	2	0	8	0	0	0	8	4.0
KREGGER, Kevin	3	1	5	0	0	0	6	2.0
YEARGIN, Sam	3	0	0	0	0	5	5	1.7
VAUGHAN, Yance	2	2	0	0	0	0	2	1.0
JONES,LaMonte	3	0	2	0	0	0	2	0.7
Total.....	3	798	570	58	225	5	1656	552.0
Opponents.....	3	366	595	55	167	3	1186	395.3



2003 ILLINOIS STATE FOOTBALL DEFENSIVE STATS

DEFENSIVE LEADERS	GP	TACKLES				SACKS		PASS DEF			FUMBLES		BLKD	
		SOLO	AST	TOTAL	TFL/YDS	NO-YARDS	INT-YDS	BRUP	QBH	RCV-YDS	FF	KICK	SAF	
46 GRIGSBY,Boomer	3	22	19	41	4-13	0.5-6	.	.	.	1-0	.	.	.	
42 GILOT,Gean	3	10	18	28	5-13	1.0-4	.	.	2	
12 PAPOCCIA,Andrew	3	6	11	17	2-8	0.5-6	1-0	
54 SPLANT,Rick	3	12	5	17	1-3	
27 LARICK,Tyler	3	10	6	16	.	.	.	2	.	1-0	1	.	.	
4 DAILEY,Cavari	2	7	5	12	2-8	1	.	.	
28 TEMPLE,James	3	9	3	12	
97 ROBINSON,Ray	3	9	2	11	2-8	.	.	1	3	
92 CHRESTMAN,Josh	3	5	6	11	1-1	
36 ROLLE,William	3	5	6	11	1-0	.	.	.	
40 SISKOWIC,Camero	3	6	4	10	
73 MARTINDALE,Just	3	3	7	10	1-8	1.0-8	.	.	2	.	.	1	.	
2 OLIVER,Antwan	3	7	2	9	.	.	.	4	
25 KITTRELL,Leon	3	5	2	7	2-6	.	.	2	
44 CAMPBELL,Niall	3	4	3	7	2-1	2	.	.	
21 COLVIN,Cerone	1	3	3	6	
1 YEARGIN,Sam	3	4	1	5	.	.	1-5	1	
23 GOVAN,Chris	3	3	2	5	1-1	.	.	1	
52 TERRAZAS,Jesus	3	2	2	4	
65 THORNE,Ryan	3	2	2	4	1-2	.	.	1	1	1-0	.	.	.	
74 HARTMAN,Barry	3	3	1	4	.	.	.	2	.	.	1	.	.	
98 BLOUGH,Mike	3	3	.	3	2-4	.	.	1	1	
47 HARRIS,Steve	3	2	1	3	
96 KIRKLAND,Anthon	3	.	2	2	2	
37 YEARBY,Sesamir	3	1	1	2	1-0	.	.	.	
76 HEFFERNAN,Micha	3	.	2	2	1	
50 CONNER,Montel	3	.	1	1	
32 NEWBY,Earl	3	1	.	1	
82 KREGER,Kevin	3	1	.	1	
26 HOLAK,Pete	3	1	.	
Total.....	3	145	117	262	27-76	3-18	2-5	15	12	5-0	5	2	.	
Opponents.....	3	104	106	210	11-18	2-6	1-3	6	1	2-0	2	.	.	



GAME-BY-GAME INDIVIDUAL STATS

Rushing (Att.-Yds.-TD)

Opponent	T. Davis	Edwards	Johnson	Newby	Souza
Drake	4-18-0	16-152-2	20-82-1	1-5-0	4-23-0
@ Illinois	0-0-0	5-17-0	8-38-0	0-0-0	16-71-0
Truman St.	12-58-1	19-93-1	15-132-3	2-15-1	4-39-0
@ E. Illinois					
Fla. Atlantic					
N. Iowa					
@ S. Illinois					
Western Ky.					
@ Y'town St.					
W. Illinois					
@ SMS					
Indiana St.					

Passing (Comp.-Att.-Int.-Yds.-TD)

Opponent	Souza	Vaughan
Drake	8-16-1-45-0	1-2-0-8-0
@ Illinois	33-56-0-385-2	DNP
Truman St.	8-11-0-109-1	4-8-0-23-0
@ E. Illinois		
Fla. Atlantic		
N. Iowa		
@ S. Illinois		
Western Ky.		
@ Y'town St.		
W. Illinois		
@ SMS		
Indiana St.		

Receiving (No.-Yds.-TD)

Opponent	Barber	Edwards	T. Davis	Filin	Johnson	Jones	Larson	Massengale	Newby	Robinson	Smith	Walkins
Drake	3-13-0	0-0-0	0-0-0	0-0-0	1-(-4)-0	1-0-0	0-0-0	DNP	0-0-0	1-7-0	2-29-0	0-0-0
@ Illinois	6-37-0	1-(-1)-0	0-0-0	0-0-0	4-28-0	1-2-0	2-28-0	5-48-0	0-0-0	0-0-0	14-243-2	INJ.
Truman St.	1-12-0	0-0-0	1-5-0	1-24-0	1-3-0	DNP	2-9-0	1-9-0	0-0-0	1-22-1	3-43-0	INJ.
@ E. Illinois												
Fla. Atlantic												
N. Iowa												
@ S. Illinois												
Western Ky.												
@ Y'town St.												
W. Illinois												
@ SMS												
Indiana St.												

Defense (Tackles-Sacks-Int.)

Opponent	Blough	Campbell	Chrestman	Dailey	Gilot	Govan	Grigsby	Harris	Hartman	Heffernan	Kirkland	Kittrell	Larrick
Drake	1-0-0	4-0-0	2-0-0	10-0-0	12-1-0	3-0-0	11-0-0	2-0-0	1-0-0	1-0-0	1-0-0	2-0-0	5-0-0
@ Illinois	1-0-0	2-0-0	4-0-0	2-0-0	9-0-0	1-0-0	21-0-0	0-0-0	0-0-0	1-0-0	0-0-0	1-0-0	8-0-0
Truman St.	1-0-0	1-0-0	5-0-0	INJ.	7-0-0	1-0-0	9-1-0	1-0-0	3-0-0	INJ.	1-0-0	4-0-0	3-0-0
@ E. Illinois													
Fla. Atlantic													
N. Iowa													
@ S. Illinois													
Western Ky.													
@ Y'town St.													
W. Illinois													
@ SMS													
Indiana St.													

Opponent	Martindale	Oliver	Papoccia	Robinson	Rolle	Siskowic	Splant	Temple	Terrazas	Thorne	Yeargin
Drake	6-1-0	3-0-0	6-0-0	5-0-0	2-0-0	4-0-0	5-0-0	3-0-0	2-0-0	1-0-0	1-0-0
@ Illinois	4-0-0	3-0-0	8-0-1	5-0-0	5-0-0	3-0-0	3-0-0	3-0-0	2-0-0	2-0-0	2-0-0
Truman St.	0-0-0	3-0-0	3-1-0	1-0-0	4-0-0	3-0-0	9-0-0	6-0-0	0-0-0	1-0-0	2-0-1
@ E. Illinois											
Fla. Atlantic											
N. Iowa											
@ S. Illinois											
Western Ky.											
@ Y'town St.											
W. Illinois											
@ SMS											
Indiana St.											

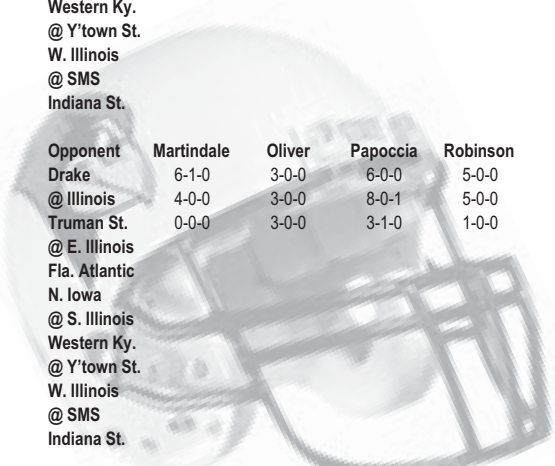
KICKOFFOLOGY

Kickoffs	18
Touchbacks	6
Returns	10
Out of Bounds	0
Fair Catch/Downed	1
Onside Kick	1
Average Starting Position	22.9

POINTS OFF TURNOVERS

Opponent	ISU's Scoring off TOs
Drake	14 (2 TDs)
@ Illinois	3 (1 FG)
Truman St.	14 (2 TDs)
@ E. Illinois	
Fla. Atlantic	
N. Iowa	
@ S. Illinois	
Western Ky.	
@ Y'town St.	
W. Illinois	
@ SMS	
Indiana St.	
Total	31 (4 TDs, 1 FG)

Opponent	Scoring off TOs
Drake	0
@ Illinois	7 (TD)
Truman St.	0
@ E. Illinois	
Fla. Atlantic	
N. Iowa	
@ S. Illinois	
Western Ky.	
@ Y'town St.	
W. Illinois	
@ SMS	
Indiana St.	
Total	7 (1 TD)

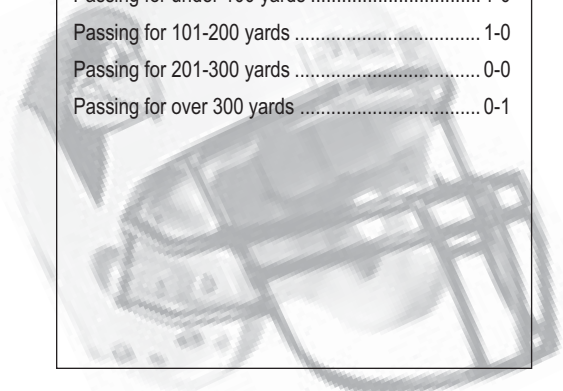


ILLINOIS STATE'S RECORD WHEN ...

Home	2-0
Road	0-1
Gateway	0-0
Grass	0-0
Turf	2-1
Day	0-1
Night.....	2-0
Score first	1-0
Opponent scores first	1-1
Leading after first quarter	2-0
Tied after first quarter	0-0
Trailing after first quarter	0-1
Leading at halftime	2-0
Tied at halftime	0-0
Trailing at halftime	0-1
Leading after third quarter	2-0
Tied after third quarter	0-0
Trailing after third quarter	0-1
Scoring 10 or less points	0-0
Scoring 11-20 points	0-0
Scoring 21-30 points	1-1
Scoring 31-40 points	0-0
Scoring 41 or more points	1-0
Allowing 10 or less points	1-0
Allowing 11-20 points	1-0
Allowing 21-30 points	0-0
Allowing 31-40 points	0-0
Allowing 41 or more points	0-1
Having less turnovers	2-0
Having more turnovers	0-1
Same number of turnovers	0-0
Scoring a defensive touchdown	0-0
Allowing a defensive touchdown	0-0
Scoring a special team touchdown	0-0
Allowing a special team touchdown	0-1
Rushing for under 100 yards	0-0
Rushing for 101-200 yards.....	0-1
Rushing for 201-300 yards.....	1-0
Rushing for over 300 yards	1-0
Passing for under 100 yards	1-0
Passing for 101-200 yards	1-0
Passing for 201-300 yards	0-0
Passing for over 300 yards	0-1

ILLINOIS STATE SCORING PLAYS/DRIVES

Qtr.	Opponent	Time	Scoring Play	Conversion	Plays-Yds.	TOP	Score
1	Drake	4:20	Johnson 17-yard run	Carroll kick	5-67	1:58	6-7
2	Drake	4:44	Edwards 15-yard run	Carroll kick	11-65	5:23	14-6
2	Drake	:44	Carroll 48-yard field goal		8-35	2:28	17-6
3	Drake	12:10	Edwards 31-yard run	Carroll kick	2-37	:36	24-6
4	Drake	10:16	Carroll 22-yard field goal		4-5	1:17	27-6
2	Illinois	7:35	Carroll 27-yard field goal		14-59	6:53	3-21
3	Illinois	7:28	Smith 10-yard pass from Souza	Carroll kick	13-78	5:26	10-31
3	Illinois	5:38	Carroll 28-yard field goal		5-32	1:50	13-31
3	Illinois	1:13	Smith 74-yard pass from Souza	Pass failed	4-80	2:00	19-38
4	Illinois	0:00	Carroll 28-yard field goal		12-58	1:58	22-49
1	Truman State	12:00	Johnson 1-yard run	Carroll kick	5-21	2:18	7-0
1	Truman State	5:00	Robinson 22-yard pass Souza	Carroll kick	4-27	2:22	14-0
1	Truman State	:50	Johnson 49-yard run	Carroll kick	5-77	1:49	21-0
2	Truman State	13:26	Edwards 5-yard run	Carroll kick	4-41	1:28	28-0
2	Truman State	8:11	Davis 1-yard run	Carroll kick	9-36	3:45	35-0
2	Truman State	1:00	Johnson 3-yard run	Carroll kick	11-80	4:30	42-0
3	Truman State	2:39	Newby 10-yard run	Carroll kick	4-20	1:37	49-0



OPPONENT SCORING PLAYS/DRIVES

Qtr.	Opponent	Time	Scoring Play	Conversion	Play-Yds.	TOP	Score
1	Drake	6:26	Taylor 1-yard run	kick failed	3-69	1:07	0-6
4	Drake	2:48	Moroni 17-yard pass from Jostes	McGlade kick	8-85	2:32	13-27
1	Illinois	7:23	Kornfeld 32-yard pass from Beutjer	Gockman kick	4-63	1:47	0-7
1	Illinois	4:28	Hayden 41-yard pass from Beutjer	Gockman kick	5-58	1:43	0-14
1	Illinois	2:03	Hurst 30-yard pass from Beutjer	Gockman kick	3-41	1:11	0-21
2	Illinois	1:18	Gockman 40-yard field goal		15-63	6:17	3-24
2	Illinois	0:00	Williams 66-yard blocked FG	Gockman kick			3-31
3	Illinois	3:13	Virgil 35-yard run	Gockman kick	5-65	2:25	13-38
4	Illinois	10:06	Haywood 4-yard pass from Beutjer	Hayden pass	8-59	3:53	19-46
4	Illinois	1:58	Gockman 28-yard field goal		12-78	5:33	19-49
4	Truman State	5:25	Eads 11-yard turn	Kramphoefner kick	9-60	3:10	6-49

RANKING THE REDBIRDS NATIONALLY

Team Statistics

Rushing Offense	11	273.33
Passing Offense	55	190.00
Total Offense	7	463.33
Scoring Offense	22	32.67
Rushing Defense	34	122.00
Pass Efficiency Defense	61	115.91
Total Defense	45	320.33
Scoring Defense	55	22.67
Net Punting	7	40.29
Punt Returns	59	8.29
Kickoff Returns	28	22.50
Turnover Margin	38	0.67
Pass Defense	65	198.33

Individual Statistics

Mike Souza – Total Offense	23	224.00
Dwyane Smith – Receptions	15	6.33
Dwayne Smith – Receiving Yards	13	105.00
Troy Maskel – Punting	13	43.18
Sha-Ron Edwards – KO Returns	24	26.20
Stephen Carroll-Field Goals	5	1.67

GFC PLAYERS OF THE WEEK

Offense

Dwayne Smith	9/7
Demetrus Johnson	9/14

FOOTBALL GAZETTE PLAYERS OF THE WEEK

Offense

Dwayne Smith	9/8
--------------	-----

PRONUNCIATION KEY

Ramon Barber	Ra-MON
Mike Blough	rhymes with Plow
Brian Busser	BUS-er
Nial Campbell	NILE
Cerone Colvin	suh-ROAN COHL-vin
Dan Dechert	DECK-ert
J.P. Dundas	DONE-dus
Sha-Ron Edwards	sha-ROAN
Alex Filin	FILL-in
Evan Allen-Gessesse	ga-SES-a
Gean Gilot	gene guh-LOT
Pete Holak	HOLE-ak
LaMonte Jones	la-MONT-aye
Kevin Kreger	CREE-ger
Joe Pantoja	pan-TOY-yuh
Andrew Papoccia	puh-POE-see
Matt Pezdek	PEZ-deck
Adam Redenius	ruh-DEEN-yus
Laurént Robinson	Lar-AUNT
Nick Rohrer	ROAR-er
William Rolle	ROLL
Cameron Siskowic	SIS-co-wick
Mike Souza	SUE-za
Steve Statz	STAHTZ
Mike Stegeman	STEG-eh-man
Jesus Terrazas	ter-RAH-zus
Ryan Thorne	THORN
Shawn Wiza	WIZ-ah
Sesamir Yearby	SEZ-meer
Sam Yeargin	YEER-gun



THE REDBIRD RECORD BOOK

ISU Career Rushing Yards by a QB

1. Adrian Wilson (1988-92)	725
3. Kevin Glenn (1997-00)	561
- Mike Souza (2002-)	357

ISU Career Passing Yards

1. Kevin Glenn (1997-00)	8,251
13. Steve Stull (1984-85)	2,046
- Mike Souza (2002-)	1,943

ISU Career Passing TDs

1. Kevin Glenn (1997-00)	62
8. Adrian Wilson (1988-92)	17
- Mike Souza (2002-)	11

ISU Career Receptions

1. Rickey Garrett (1996-99)	177
10. Clarence Miller (1987-91)	81
Jim Fitzpatrick (1977-80)	81
- Dwayne Smith (2002-)	58

ISU Career Receiving Yards

1. Rickey Garrett (1996-99)	2,719
10. Kevin Dixon (1993-94)	1,012
- Dwayne Smith (2002-)	785

ISU Career TD Receptions

1. Rickey Garrett (1996-99)	22
8. Four players with	7
- Dwayne Smith (2002-)	5

ISU Career Total Yards (Net)

1. Kevin Glenn (1997-00)	8,812
17. Jerry Kinnikin (1965-67)	2,370
18. Mike Souza (2002-)	2,300

ISU Career Tackles

1. Galen Scott (1997-00)	579
10. Brian Gant (1983-86)	317
- Boomer Grigsby (2001-)	313
- Andrew Papoccia (2000-)	213

ISU Career Sacks

1. John Kropke (1984-87)	25
7. Devon Finn (1997-00)	14
8. Scott Underwood (1986-89)	13.5
Brian Gant (1983-86)	13.5
10. Andrew Papoccia (2000-)	13.5
- Ray Robinson (2000-)	11.5
- Boomer Grigsby (2001-)	7.5

ISU Career Tackles for Loss

1. John Kropke (1984-87)	54
5. Brian Gant (1983-86)	36
6. Andrew Papoccia (2000-)	29
Wilbert Brown (1988-91)	29
10. Clint Cullen (1990-93)	26
- Boomer Grigsby (2001-)	23
- Ray Robinson (2000-)	20

ISU Career Field Goals

1. Todd Kurz (1993-96)	59
4. Jake Strader (1997-00)	32
Bruce Hoefmagel (1972-75)	32
- Stephen Carroll (2001-)	28

ISU Career PATs

1. Jake Strader (1997-00)	141
5. Issac Camargo (1978-81)	74
6. Stephen Carroll (2001-)	69

ISU Consecutive PATs Made

1. Paul Politi (1983-86)	85
2. Stephen Carroll (2001-)	60

THE SPORTS NETWORK/CSTV POLL

Team (first place votes)	Pts.	Prv. Rank
1. McNeese State (61)	2,302	3
2. Western Illinois (20)*	2,302	1
3. Western Kentucky (15)*	2,287	4
4. Northeastern (3)	2,172	5
5. Villanova (3)	2,138	6
6. Georgia Southern	1,995	2
7. Bethune-Cookman	1,843	7
8. Delaware	1,790	11
9. Furman	1,767	8
10. Montana	1,545	12
11. Montana State	1,304	13
12. Massachusetts	1,242	10
13. Grambling State	1,235	14
14. Idaho State	1,037	16
15. Northwestern State	917	19
16. Maine	910	18
17. Southern Illinois*	873	21
18. Fordham	789	9
19. Eastern Illinois	690	15
20. Lehigh	559	NR
21. Cal-Poly	508	25
22. Portland State	411	NR
23. Pennsylvania	364	22
24. Colgate	348	NR
25. Wofford	320	24

*Gateway Football Conference member
Future Illinois State opponent

ESPN/USA TODAY POLL

Team (first place votes)	Pts.	Prv. Rank
1. McNeese State (28)	1,092	4
2. Western Illinois (9)*	1,028	1
3. Western Kentucky (7)*	1,003	3
4. Villanova (1)	955	5
5. Northeastern	922	6
6. Georgia Southern (19)	888	2
7. Bethune-Cookman	792	7
8. Delaware	777	9
9. Furman	754	8
10. Montana	705	12
11. Montana State	541	13
12. Massachusetts	539	10
13. Grambling State	511	15
14. Idaho State	456	17
15. Maine	426	18
16. Southern Illinois*	391	NR
17. Northwestern State	376	19
18. Eastern Illinois	348	14
19. Fordham	301	11
20. Lehigh	219	NR
21. Cal Poly	202	25
22. Eastern Kentucky	187	21
23. Portland State	172	NR
24. Wofford	164	22
25. Colgate	157	NR

*Gateway Football Conference member
Future Illinois State opponent

REDBIRDS IN THE POLLS

	TSN/CSTV	USA Today/ESPN
Pre-season	32	32
Week 1	30	N/A
Week 2	37	45
Week 3	33	38

THE LAST TIME ILLINOIS STATE ...

Had Two 100-Yard Rushers: Willie Watts (145) and Walter James (109) vs. West Virginia Tech, 8/31/00

Had a 70-Yard Run: 77, Willie Watts vs. Northern Iowa, 10/27/01

Had a 70-Yard Pass Completion: 74, Mike Souza to Dwayne Smith at Illinois, 9/6/03

Had a 200-Yard Rusher: 210, Quincy Washington vs. Quincy, 9/7/02

Had a 300-Yard Passer: 385, Mike Souza at Illinois, 9/6/03

Had a Player with 300 Yards Total Offense: 456, Mike Souza at Illinois, 9/6/03

Had a Player with 10 Receptions: 14, Dwayne Smith at Illinois, 9/6/03

Had a Player with 100 Yards Receiving: 243, Dwayne Smith at Illinois, 9/6/03

Had a Player Score 3 TDs: 3, Demetrus Johnson vs. Truman State, 9/13/03

Had a Player Pass for 3 TDs: 3, Michael Souza at Northern Iowa, 10/26/02

Had a Player Rush for 3 TDs: 3, Demetrus Johnson vs. Truman State, 9/13/03

Had a Player Kick 3 FGs: Stephen Carroll vs. SMS, 10/5/02

Had a Player Kick a 50-Yard FG: 56, Stephen Carroll vs. Youngstown State, 11/9/02

Had an Interception Returned for a TD: Scott Cook (12 yards) vs. Prairie View A&M, 10/21/00

Had a Fumble Return for a TD: David Bull (6 yards) vs. SMS, 11/18/00

Had a Kickoff Return for a TD: Aveion Cason (100 yards) vs. Western Illinois, 11/6/99

Had a Punt Return for a TD: Warren Calhoun (62 yards) vs. SMS, 9/6/86

Had a Player Return a Blocked FG for a TD: Armando Andrade (85 yards) vs. West Virginia Tech, 8/31/00

Had a Player Return a Blocked Punt for a TD: Justin Frierson (28 yards) vs. Prairie View A&M, 10/21/00

Had a Player with 20 Tackles: 23, Boomer Grigsby vs. Southern Illinois, 10/19/02

Had 400 Yards Rushing: 405 vs. Youngstown State, 11/14/98

Had 300 Yards Rushing: 390 vs. Truman State, 9/13/03

Had 400 Yards Passing: 406 vs. Truman State, 9/2/99

Had 300 Yards Passing: 385, at Illinois, 9/6/03

Had 500 Yards Total Offense: 544 vs. Truman State, 9/13/03

Had 30 First Downs: 31 vs. Quincy, 9/7/02

Had 50 Points: 55 vs. Quincy, 9/7/02

Had 5 Fumbles Lost: 5 vs. Western Michigan, 9/17/88

Had Scored a Safety: at Western Illinois (sack), 11/4/00

Shut out an Opponent: Illinois State 64, Prairie View A&M 0, 10/21/00

Was Shut Out: Western Kentucky 9, Illinois State 0, 11/2/02

Held an Opponent Below 200 Total Yards: 184, SMS, 11/18/00

Held an Opponent Below 100 Yards Rushing: 51 vs. Truman State, 9/13/03

Held an Opponent Below 50 Yards Rushing: 41, West Virginia Tech, 8/31/00

Held an Opponent Below 100 Yards Passing: 77, at Western Kentucky, 11/2/02

Held an Opponent Below 50 Yards Passing: 24, Quincy, 9/7/02

Illinois State in the Redzone

Opponent	Times	Times	Total	Rush	Pass	Total	FGs	FGA	-Failed to score inside 20-					Game
	in 20	Scored	Pts.	TDs	TDs	TDs	Made		Downs	Int	Fum	Half		
Drake	3	3	17	2	0	2	1	0	0	0	0	0	0	0
@ Illinois	5	4	16	1	0	1	3	0	0	0	1	0	0	0
Truman St.	7	6	42	5	1	6	0	0	0	0	0	1	0	0
@ E. Illinois														
Fla. Atlantic														
N. Iowa														
@ S. Illinois														
Western Ky.														
@ Y'twon St.														
W. Illinois														
@ SMS														
Indiana St.														
Totals (86.7%)	15	13	75	7	2	9	4	0	0	0	1	1	0	0

Opponents in the Redzone

Opponent	Times	Times	Total	Rush	Pass	Total	FGs	FGA	-Failed to score inside 20-					Game
	in 20	Scored	Pts.	TDs	TDs	TDs	Made		Downs	Int	Fum	Half		
Drake	3	2	13	1	1	2	0	0	1	0	0	0	0	0
@ Illinois	2	2	11	1	0	1	1	0	0	0	0	0	0	0
Truman St.	1	1	6	1	0	1	0	0	0	0	0	0	0	0
@ E. Illinois														
Fla. Atlantic														
N. Iowa														
@ S. Illinois														
Western Ky.														
@ Y'twon St.														
W. Illinois														
@ SMS														
Indiana St.														
Totals (83.3%)	6	5	19	2	1	3	0	0	1	0	0	0	0	0

Game-by-Game (ISU/Opponent)

Opponent	Score	1st Downs	Rushing	Passing	Pass Yards	Plays	Total Yds	Ret Yds	Pen Yds	TOs
Drake	27-13	15/14	46-282/33-61	9-18-1/19-37-0	53/247	64/70	335/308	71/40	70/44	1/2
@ Illinois	22-49	27/23	29-133/41-254	33-56-0/16-24-1	385/207	85/65	511/461	154/29	70/50	2/1
Truman St.	49-6	26/12	61-390/23-51	12-19-0/15-36-1	132/141	80/59	522/192	63/156	122/25	0/2
@ E. Illinois										
Fla. Atlantic										
N. Iowa										
@ S. Illinois										
Western Ky.										
@ Y'twon St.										
W. Illinois										
@ SMS										
Indiana St.										
Totals	98-68	68/49	136-805/97-366	54-93-1/50-97-2	570/595	229/194	1368/961	288/225	262/112	3/5

3rd-Down Conversions (ISU/Opponent)

Opponent	Score	Overall	1st Qtr	2nd Qtr	3rd Qtr	4th Qtr	OT
Drake	27-13	4-14/4-18	0-2/1-4	3-5/0-4	0-3/2-6	1-4/1-4	0-0/0-0
@ Illinois	22-49	7-17/7-12	1-4/2-3	2-4/2-3	2-4/1-3	2-5/2-3	0-0/0-0
Truman St.	49-6	12-16/3-15	2-3/1-5	4-4/0-3	3-5/2-4	3-4/0-3	0-0/0-0
@ E. Illinois							
Fla. Atlantic							
N. Iowa							
@ S. Illinois							
Western Ky.							
@ Y'twon St.							
W. Illinois							
@ SMS							
Indiana St.							
Totals	98-68	23-47/14-45	3-9/4-12	9-13/2-10	5-12/5-13	6-13/3-10	0-0/0-0

4th-Down Conversions (ISU/Opponent)

Opponent	Score	Overall	1st Qtr	2nd Qtr	3rd Qtr	4th Qtr	OT
Drake	27-13	0-0/1-3	0-0/0-1	0-0/0-1	0-0/0-0	0-0/1-1	0-0/0-0
@ Illinois	22-49	3-3/0-0	0-0/0-0	1-1/0-0	1-1/0-0	1-1/0-0	0-0/0-0
Truman St.	49-6	0-0/2-2	0-0/0-0	0-0/0-0	0-0/0-0	0-0/2-2	0-0/0-0
@ E. Illinois							
Fla. Atlantic							
N. Iowa							
@ S. Illinois							
Western Ky.							
@ Y'twon St.							
W. Illinois							
@ SMS							
Indiana St.							
Totals	98-68	3-3/3-5	0-0/0-1	1-1/0-1	1-1/0-0	1-1/3-3	0-0/0-0

ILLINOIS STATE STARTER NOTES

REDBIRD OFFENSE

LT	51 Mike Stegeman (So.-1L • 6-5 • 285 • Chatham, Ill.)	Third-year player that has started every game since his redshirt season.
LG	64 Stafford Davis (So.-1L • 6-1 • 280 • Orange Park, Fla.)	<i>Football Gazette</i> Preseason 2nd Team All-American; started every game after redshirting his first year.
C	61 Jeremy Melville (Jr.-2L • 6-4 • 266 • Wisconsin Rapids, Wis.)	Preseason Gateway Honorable Mention selection; most experienced lineman on the squad.
RG	69 Jim Ferguson (Sr.-2L • 6-3 • 267 • Morton, Ill.)	One of five Redbird captains; GFC Offensive Lineman of the Week selection last season (10/26).
RT	62 Shawn Wiza (So.-TR • 6-7 • 293 • Oak Creek, Wis.)	Slated to get his first career start tonight with the Redbirds.
WR	80 Dwayne Smith (Sr.-1L • 6-3 • 194 • Rantoul, Ill.)	Ranks No. 13 nationally in receiving yards per game (105.0) and first in the GFC.
WR	13 Ramon Barber (So.-1L • 6-0 • 188 • West Palm Beach, Fla.)	Second on the team in receiving with 10 catches; has started all three games.
TE	89 Mike Larson (Jr.-1L • 6-4 • 252 • Palatine, Ill.)	Has had a pair of catches in each of the last two games; ranks fifth on the team in receiving
QB	5 Mike Souza (Sr.-1L • 6-0 • 177 • Royal Oaks, Calif.)	Has thrown 49 straight completions without an interception.
RB	20 Demetrus Johnson (Jr.-TR • 5-9 • 185 • Milwaukee, Wis.)	GFC Offensive Player of the Week with 132 yards rushing on 15 carries and 3 TDs against Truman.
FB	82 Kevin Kreger (So.-1L • 6-0 • 226 • Frankfort, Ill.)	Posted his first rush and catch of his career against Truman State.

REDBIRD DEFENSE

DE	98 Mike Blough (So.-1L • 6-5 • 224 • Leonard, Mich.)	Two of his three tackles this season have been TFLs.
DT	65 Ryan Thorne (Fr.-RS • 6-2 • 237 • Vista, Calif.)	Has four tackles and a fumble recovery on the season; started all three games.
DT	73 Justin Martindale (Fr.-RS • 6-3 • 260 • Wadsworth, Ill.)	Recorded his first career sack of his Redbird career against Drake; blocked a PAT attempt vs. Truman.
DE	97 Ray Robinson (Sr.-3L • 6-2 • 230 • Trenton, N.J.)	Preseason All-GFC First Team selection; tied with Chrestman for team lead in tackles (11) by lineman.
WHIP	12 Andrew Papoccia (Sr.-3L • 5-11 • 191 • Sterling, Ill.)	Most experienced starter on the defense; tied for third in tackles with 17 and has one pick.
ILB	42 Gean Gilot (Sr.-2L • 6-0 • 202 • Immokolee, Fla.)	Returned to starting line-up after ACL tear at 2002 opener at Purdue; leads team in TFLs with 6.
ILB	46 Boomer Grigsby (Jr.-2L • 6-0 • 245 • Canton, Ill.)	Reigning NCAA tackle leader; leads the team with 41 tackles, including 22 solos.
ROVER	28 James Temple (Fr.-RS • 6-0 • 200 • Savannah, Ga.)	Coming off his first career start against Truman State with six tackles, including five solos.
RC	1 Sam Yeargin (Jr.-2L • 5-11 • 175 • Lauderdale, Fla.)	Slated for his first start of the year and fourth of his career; had his second career pick vs. Truman.
LC	2 Antwan Oliver (Jr.-TR • 5-10 • 168 • Ft. Lauderdale, Fla.)	Transfer from E. Illinois; leads the squad with four pass break-ups.
FS	27 Tyler Larick (Jr.-TR • 6-1 • 201 • Chualar, Calif.)	Fifth on the team in tackles with 16, but fourth in solos with 10.

REDBIRD DEFENSE

PK	99 Stephen Carroll (Jr.-2L • 5-11 • 180 • O'Fallon, Ill.)	Kicked 60 straight PATs and is 5-for-6 on field goals; fifth nationally in FG per game.
P	49 Troy Maskel (So.-1L • 6-3 • 247 • Georgetown, Ill.)	43.2 yards per punt and has placed four of his 11 inside the 20; punt average is No. 13 nationally.
LS	33 J.P.Dundas (Jr.-1L • 6-0 • 214 • Lockport, Ill.)	Suffered a shoulder injury in fall camp; has snapped since the game at Illinois.
SS	60 Geoff Pearson (Jr.-Sq. • 6-2 • 275 • Naperville, Ill.)	Back-up center that is in his first year as the short snapper.
HD	16 Brian Busser (So.-Sq. • 6-1 • 184 • Stillman Valley, Ill.)	Former quarterback turned wide receiver, but is still listed as the third QB on the depth chart
KR	31 Sha-Ron Edwards (Sr.-1L • 6-0 • 201 • Uniondale, N.Y.)	Returned five kicks against Illinois for 131 yards, including a 35-yarder to open the game.
PR	12 Andrew Papoccia (Sr.-3L • 5-11 • 191 • Sterling, Ill.)	Called into punt return duty for the first time in his collegiate career at Illinois; has a 16.0 yard average.

ILLINOIS STATE ALPHABETICAL ROSTER

No.	Name	Pos.	Ht.	Wt.	Yr.	Hometown (HS/Previous College)
24	Evan Allen-Gessesse	DB	5-11	185	Jr.-TR	Chicago, IL (Gordon Tech/Joliet JC)
78	Kory Andersen	OL	6-2	267	Fr.-RS	Hanska, MN (St. James)
41	Victor Arlis	RB	6-1	215	Fr.-RS	Glendale Heights, IL (Driscoll)
13	Ramon Barber	WR	6-0	188	So.-1L	West Palm Beach, FL (Palm Beach Gardens)
98	Mike Blough	DE	6-5	224	So.-1L	Leonard, MI (Brother Rice)
38	Tristan Borzick	FB	6-0	220	Fr.-HS	Pleasant Prairie, WI (Temper)
10	John Braddock	QB	6-2	195	Fr.-HS	Pampa, TX (Pampa)
34	LaShawn Bullock	RB	5-7	166	Fr.-RS	Milwaukee, WI (Vincent)
16	Brian Busser	WR	6-1	184	So.-Sq.	Stillman Valley, IL (Stillman Valley)
29	Jesse Caesar	DB	6-0	170	Fr.-HS	Rockledge, FL (Rockledge)
44	Niall Campbell	LB	6-2	226	Fr.-RS	Lemont, IL (Chicago Mt. Carmel)
99	Stephen Carroll	K	5-11	180	Jr.-2L	O'Fallon, IL (O'Fallon)
92	Josh Chrestman	DL	6-4	255	Jr.-TR	Sandwich, IL (Sandwich/Joliet JC)
21	Cerone Colvin	DB	5-9	181	Sr.-3L	St. Louis, MO (Hazelwood East)
50	Montel Conner	DE	6-2	228	So.-Sq.	Decatur, IL (Eisenhower)
58	Ross Crampton	LB	6-2	212	Fr.-HS	Joliet, IL (Joliet Catholic Academy)
4	Cavari Dailey	DB	6-1	203	Fr.-TR	Plantation, FL (Plantation/Auburn)
64	Stafford Davis	OL	6-1	280	So.-1L	Orange Park, FL (Clay)
35	Tristan Davis	RB	6-0	225	Sr.-3L	Pontiac, IL (Pontiac)
11	Dan Dechert	RB	6-0	203	Sr.-Sq.	Geneva, IL (Geneva)
19	Jonathan Deloach	WR	6-2	185	Fr.-HS	West Palm Beach, FL (Palm Beach Gardens)
75	Janiah Downing	OL	6-3	310	Fr.-RS	North Marion, FL (North Marion)
33	J.P. Dundas	RB	6-0	214	Jr.-1L	Lockport, IL (Providence Catholic/St. Xavier)
31	Sha-Ron Edwards	RB	6-0	201	Sr.-1L	Uniondale, NY (Longwood/C. Conn. St.)
69	Jim Ferguson	OL	6-3	267	Sr.-2L	Morton, IL (Morton/Illinois)
3	Alex Filin	FB	6-4	214	Fr.-RS	Skokie, IL (Niles West)
42	Gean Gilot	LB	6-0	202	Sr.-2L	Immokolee, FL (Immokolee)
56	Darius Givens	LB	6-1	190	Fr.-HS	Tallahassee, FL (Lincoln)
23	Chris Govan	DB	6-0	187	So.-1L	Milwaukee, WI (Vincent)
46	Boomer Grigsby	LB	6-0	245	Jr.-2L	Canton, IL (Canton)
47	Steve Harris	DB	6-0	185	Fr.-TR	Rockford, IL (Boylan/Illinois)
74	Barry Hartman	DL	6-5	270	Fr.-HS	Manitowoc, WI (Lincoln)
76	Michael Heffernan	DL	6-1	337	Fr.-RS	Hawthorn Woods, IL (Lake Zurich)
7	Kyle Hill	WR	5-11	180	Fr.-HS	Longwood, FL (Wintersprings)
14	Ryan Hoffman	P/K	6-2	186	So.-1L	Stevens Point, WI (Area)
26	Pete Holak	DB	5-10	195	Sr.-Sq.	Canton, IL (Canton)
93	Horrace Holloway	DL	6-1	295	Fr.-HS	West Palm Beach, FL (Palm Beach Gardens)
86	Jason Horton	WR	6-0	170	Fr.-HS	Bolingbrook, IL (Neuqua Valley)
71	Jeff Huntzinger	OL	6-3	275	Fr.-HS	Tulsa, OK (Union)
17	Cedric Jackson	DB	5-11	188	Sr.-2L	Winter Garden, FL (West Orange)
20	Demetrius Johnson	RB	5-9	185	Jr.-TR	Milwaukee, WI (Homestead/Minnesota)
91	Nate Johnson	DL	6-3	222	Fr.-HS	Longwood, FL (Lake Brantley)
85	LaMonte Jones	WR	5-11	178	Sr.-1L	Fresno, CA (Fresno/Fresno City College)
84	Clint Keller	TE	6-3	235	Fr.-HS	Lexington, KY (Paul Laurence Dunbar)
96	Anthony Kirkland	DL	6-2	245	Fr.-HS	Gary, IN (West Side)
25	Leon Kittrell	DB	5-9	165	Fr.-RS	Oak Creek, WI (Oak Creek)
82	Kevin Kreger	TE	6-0	226	So.-1L	Frankfort, IL (Lincoln-Way)
27	Tyler Larick	DB	6-1	201	Jr.-TR	Chualar, CA (Salinas/Hartnell)
89	Mike Larson	TE	6-4	235	Jr.-1L	Palatine, IL (Mascoutah/Harper CC)
39	Harry Lattimore	RB	6-0	247	Sr.-1L	Peoria, IL (Central)
79	Jonathan Lyon	OL	6-8	265	Fr.-HS	Urbana, IL (Urbana)
73	Justin Martindale	DL	6-3	260	Fr.-RS	Wadsworth, IL (Warren Township)
49	Troy Maskel	K/P	6-3	247	So.-1L	Georgetown, IL (Georgetown-Ridge Farm)
88	Avery Massengale	WR	6-4	225	Jr.-TR	Bolingbrook, IL (Bolingbrook/Joliet JC)
61	Jeremy Melville	OL	6-4	266	Jr.-2L	Wisconsin Rapids, WI (Lincoln)
30	Dave Mordis	TE	6-3	225	Fr.-HS	Palos Park, IL (Stagg)
32	Earl Newby	RB	6-0	215	Fr.-HS	Riveria Beach, FL (Bridgton Academy)
2	Antwan Oliver	DB	5-10	168	Jr.-TR	Ft. Lauderdale, FL (Dillard/Eastern Illinois)
77	Joe Pantoja	OL	6-2	269	Jr.-1L	Gurnee, IL (Warren Township)
12	Andrew Papoccia	LB	5-11	191	Sr.-3L	Sterling, IL (Newman Central Catholic)
60	Geoff Pearson	OL	6-2	275	Jr.-Sq.	Naperville, IL (Central/DuPage)
53	Ryan Peterson	OL	6-4	292	Fr.-HS	Moline, IL (Moline)
63	Matt Pezdek	OL	6-4	308	Jr.-1L	Brookfield, IL (Nazareth Academy)
45	Adam Redenius	LB	5-11	215	Jr.-2L	Gilman, IL (Iroquois West)
22	Garry Roberts	LB	6-2	185	Fr.-HS	Edna, TX (Edna)
81	Laurént Robinson	WR	6-2	165	Fr.-HS	Rockledge, FL (Rockledge)
97	Ray Robinson	DE	6-2	230	Sr.-3L	Trenton, NJ (Willingboro)
95	Nick Rohrer	DT	6-0	290	So.-1L	Oak Creek, WI (Oak Creek)
36	William Rolle	LB	5-10	191	So.-1L	Immokolee, FL (Immokolee)
70	Matt Rowan	OL	6-6	260	Fr.-HS	Des Plaines, IL (Maine West)
57	Jim Sharfman	LS	6-1	235	Fr.-HS	Mundelein, IL (Mundelein)
90	Dan Simnick	DL	6-2	210	Fr.-HS	Naperville, IL (North)
40	Cameron Siskowic	LB	6-2	230	Fr.-TR	San Diego, CA (Clairemont/Washington State)
80	Dwayne Smith	WR	6-3	194	Sr.-1L	Rantoul, IL (Rantoul/Illinois)
5	Mike Souza	QB	6-0	177	Sr.-1L	Royal Oaks, CA (N. Monterey County/Hartnell)
54	Rick Splant	LB	6-2	210	Jr.-2L	Lockport, IL (Lockport Township)
83	Steve Statz	TE	6-5	264	Jr.-2L	Wisconsin Rapids, WI (Lincoln)
51	Mike Stegeman	OL	6-5	285	So.-1L	Chatham, IL (Glenwood)
6	Kye Stewart	LB	5-11	190	Fr.-HS	Nashville, TN (Pearl-Cohn)
28	James Temple	DB	6-0	200	Fr.-RS	Savannah, GA (Savannah)
52	Jesus Terrazas	DL	6-2	265	Jr.-TR	Chicago, IL (Bowen/Illinois)
94	Jarek Thomas	DL	6-3	260	Fr.-HS	Orlando, FL (Edgewater)
65	Ryan Thorne	DL	6-2	237	Fr.-RS	Vista, CA (Rancho Buena Vista)
18	Yance Vaughan	QB	6-3	204	Jr.-Sq.	Ada, OK (Ada)
48	Jared Villers	LB	6-2	215	Fr.-HS	Akron, OH (St. Vincent-St. Mary)
9	Joe Walkins	WR	5-9	177	Jr.-TR	Ft. Lauderdale, FL (Dillard/Auburn)
55	Noah Washington	DL	6-4	334	Jr.-TR	LaGrange, IL (Lyons Township/DuPage)
67	Jake Weber	LS	6-2	225	Fr.-HS	Peoria, IL (Dunlop)
43	Andre Whitehead	RB	5-10	221	Jr.-Sq.	Chicago, IL (Morgan Park-Phillips)
66	Isaiah Wiggins	DL	6-3	260	Fr.-HS	Chicago, IL (Prosser)
62	Shawn Wiza	OL	6-7	293	So.-TR	Oak Creek, WI (Oak Creek/Western Michigan)
37	Sesamir Yearby	LB	6-3	196	Jr.-1L	Quincy, IL (Quincy)
1	Sam Yeargin	DB	5-11	175	Jr.-2L	Lauderhill, FL (Dillard)

NUMERICAL ROSTER

No.	Name	No.	Name
1	Sam Yeargin	60	Geoff Pearson
2	Antwan Oliver	61	Jeremy Melville
3	Alex Filin	62	Shawn Wiza
4	Cavari Dailey	63	Matt Pezdek
5	Mike Souza	64	Stafford Davis
6	Kye Stewart	65	Ryan Thorne
7	Kyle Hill	66	Isaiah Wiggins
9	Joe Walkins	67	Jake Weber
10	John Braddock	69	Jim Ferguson
11	Dan Dechert	70	Matt Rowan
12	Andrew Papoccia	71	Jeff Huntzinger
13	Ramon Barber	73	Justin Martindale
14	Ryan Hoffman	74	Barry Hartman
16	Brian Busser	75	Janiah Downing
17	Cedric Jackson	76	Michael Heffernan
18	Yance Vaughan	77	Joe Pantoja
19	Jonathan Deloach	78	Kory Andersen
20	Demetrius Johnson	79	Jonathan Lyon
21	Cerone Colvin	80	Dwayne Smith
22	Garry Roberts	81	Laurént Robinson
23	Chris Govan	82	Kevin Kreger
24	Evan Allen-Gessesse	83	Steve Statz
25	Leon Kittrell	84	Clint Keller
26	Pete Holak	85	LaMonte Jones
27	Tyler Larick	86	Jason Horton
28	James Temple	88	Avery Massengale
29	Jesse Caesar	89	Mike Larson
30	Dave Mordis	90	Dan Simnick
31	Sha-Ron Edwards	91	Nate Johnson
32	Earl Newby	92	Josh Chrestman
33	J.P. Dundas	93	Horrace Holloway
34	LaShawn Bullock	94	Jarek Thomas
35	Tristan Davis	95	Nick Rohrer
36	William Rolle	96	Anthony Kirkland
37	Sesamir Yearby	97	Ray Robinson
38	Tristan Borzick	98	Mike Blough
39	Harry Lattimore	99	Stephen Carroll
40	Cameron Siskowic		
41	Victor Arlis		
42	Gean Gilot		
43	Andre Whitehead		
44	Niall Campbell		
45	Adam Redenius		
46	Boomer Grigsby		
47	Steve Harris		
48	Jared Villers		
49	Troy Maskel		
50	Montel Conner		
51	Mike Stegeman		
52	Jesus Terrazas		
53	Ryan Peterson		
54	Rick Splant		
55	Noah Washington		
56	Darius Givens		
57	Jim Sharfman		
58	Ross Crampton		

**GAME 1 – HANCOCK STADIUM
ILLINOIS STATE 27, DRAKE 13**

Redbirds Top Drake in Season Opener

NORMAL, Ill.—The Illinois State football team needed a wake-up call during its season-opener against Drake Thursday evening. It took an early score by the Bulldogs to get the Redbirds fired-up in the 90-degree heat at Hancock Stadium as Illinois State pulled away to a 27-13 victory.

Drake got on the board early in the contest when Jonathan Taylor (24 carries, 50 yards) jumped over a pile of Redbird and Bulldog players to score the game's first touchdown. The extra point was wide right, but the touchdown put the Bulldogs up 6-0. It was the only lead Drake enjoyed.

Illinois State responded when Sha-Ron Edwards (16 carries, 152 yards, 2 TDs) got the ball rolling on a pair of first down runs, setting up a 17-yard touchdown run up the left sideline by Demetrus Johnson (20 carries, 82 yards, 1 TD), his first as a Redbird. Quarterback Mike Souza (8-of-16, 45 yards, 1 INT) and Edwards ran the option to perfection on the Redbirds' next series, as Edwards scored from 15 yards out, making the score 14-6.

A 48-yard field goal by Stephen Carroll put the Redbirds up 17-6 at halftime.

The ISU defense rose to the challenge on Drake's opening possession of the third quarter. Linebacker Cavari Dailey forced and recovered a fumble at the Drake 37-yard line, setting up a 31-yard touchdown run by Edwards, making the score 24-6. The touchdown run put Edwards over 100 yards rushing for the first time in his Redbird career.

The Redbird defense also held up well against the run, holding the Bulldogs to only 10 yards rushing on the game until late in the third quarter when Taylor broke free on a 41-yard run.

An 85-yard run touchdown run by Edwards was nullified early in the fourth quarter when the Redbirds were called for a clipping penalty. But the Redbirds made a break moments later when Tyler Larick recovered a fumbled punt at the Drake 10-yard line. Carroll followed with a 22-yard field goal to put Illinois State ahead 27-6.

Drake quarterback Connor Jostes connected with Shea Moroni on a 5-yard touchdown pass late for the game's final score.

Drake	6	0	0	7	-	13
Illinois State	7	10	7	3	-	27

- DU – Taylor 1-yard run (kick failed), 6:26, 1Q
- ISU – Johnson 17-yard run (Carroll kick), 4:20, 1Q
- ISU – Edwards 15-yard run (Carroll kick), 4:44, 2Q
- ISU – Carroll 48-yard field goal, :44, 2Q
- ISU – Edwards 31-yard run, 12:10, 3Q
- ISU – Carroll 22-yard field goal, 10:16, 4Q
- DU – Moroni 17-yard pass from Jostes (McGlade kick), 2:48, 4Q

	DU	ISU
First Downs	14	15
Rushing Attempts-Yards	33-61	46-282
Passing	19-37-0	9-18-1
Passing Yards	247	53
Total Offense	308	335
Fumbles-Lost	2-2	3-0
Penalties-Yards	5-44	8-70
Time of Possession	29:12	30:48

RUSHING: (DU) – Taylor 24-50, Jones 1-7, Love 1-5, Jostes 6-0, Ussin 1(-1). **(ISU)** – Edwards 16-152, Johnson 20-82, Souza 4-23, T. Davis 4-18, Newby 1-5, Vaughan 1-2.

PASSING: (DU) – Jostes 19-36-0-247, Horvath 0-1-0-0. **(ISU)** – Souza 8-16-1-45, Vaughan 1-2-0-8.

RECEIVING: (DU) – Jones 6-109, Moroni 4-40, Taylor 4-34, Putnam 2-50, Mickley 2-9, Mira 1-5. **(ISU)** – Barber 3-13, Smith 2-29, Artis 1-8, Robinson 1-7, Jones 1-0, Johnson 1(-4).

ATTENDANCE: 7,157.

**GAME 2 – MEMORIAL STADIUM
ILLINOIS 49, ILLINOIS STATE 22**

Redbirds Drop 49-22 Decision at Illinois

CHAMPAIGN, Ill.—Former Illinois receiver Dwayne Smith had a career game against his old team, breaking an Illinois State record with 14 receptions on the day, but the Illini took advantage of an early Redbird turnover, as Illinois came away with a 49-22 victory Saturday afternoon at Memorial Stadium.

Smith (14 catches, 243 yards, 2 touchdowns) broke the school record for receptions in a game, a mark previously held by Darnell Jones. Jones set the record against Western Illinois on November 8, 1997. Quarterback Mike Souza had a career day as well, setting new personal highs in completions (33), attempts (56) and yards (385).

Souza moved the ball with ease during the game's first series. He completed his first four passes, including a 30-yard rollout to Smith at the Illinois 30-yard line.

Ramon Barber and Smith were at the receiving end of Souza's next three completions, as the Redbirds advanced the ball to the Illinois 5 yard line. Souza fumbled four plays later however, and the Illini recovered the ball in the end zone.

After the teams traded possessions, Illinois got on the board with 7:23 left in the first quarter. Quarterback Jon Beutjer (16-of-23, 207 yards, 4 touchdowns) was pressured by Ryan Thorne, but rolled right and found a wide-open Mark Kornfeld for a 32 yard touchdown pass, putting the Illini on top 7-0.

Beutjer connected with Kelvin Hayden on the Illini's next series. His 41-yard touchdown reception put Illinois up 14-0.

Illinois continued to work the arm of Beutjer, this time on a 30-yard scoring strike to Lonnie Hurst, putting the Illini up by three touchdowns before the end of the first quarter.

The Illini started the second quarter with possession, but linebacker Andrew Papoccia intercepted a Beutjer pass intended for Ada Adeyemo at the Illinois State 30. The Redbirds then marched downfield on a 15 play, 63-yard drive, which resulted in a 27-yard field goal by Stephen Carroll.

Illinois State	0	3	16	3	-	22
Illinois	21	10	7	11	-	49

- ILL – Kornfeld 32-yard pass from Beutjer (Gockman kick), 7:23, 1Q
- ILL – Hayden 41-yard pass from Beutjer (Gockman kick), 4:28, 1Q
- ILL – Hurst 30-yard pass from Beutjer (Gockman kick), 2:03, 1Q
- ISU – Carroll 27-yard field goal, 7:35, 2Q
- ILL – Gockman 40-yard field goal, 1:18, 2Q
- ILL – Williams 66-yard blocked field goal (Gockman kick), :00, 2Q
- ISU – Smith 10-yard pass from Souza (Carroll kick), 7:28, 3Q
- ISU – Carroll 28-yard field goal, 5:38, 3Q
- ILL – Virgil 35-yard run (Gockman kick), 3:13, 3Q
- ISU – Smith 74-yard pass from Souza (pass failed), 1:13, 3Q
- ILL – Haywood 4-yard pass from Beutjer (Hayden pass), 10:06, 4Q
- ILL – Gockman 28-yard field goal, 1:58, 4Q
- ISU – Carroll 28-yard field goal, :00, 4Q

	ISU	ILL
First Downs	27	23
Rushing Attempts-Yards	29-126	41-254
Passing	33-56-0	16-24-1
Passing Yards	385	207
Total Offense	511	461
Fumbles-Lost	2-2	0-0
Penalties-Yards	6-70	5-50
Time of Possession	30:37	29:23

RUSHING: (ISU) – Souza 16-71, Johnson 8-38, Edwards 5-17; **(ILL)** – Virgil 9-84, Thomas 9-78, Halsey 20-73, Beutjer 2-14, Kornfeld 1-5.

PASSING: (ISU) – Souza 33-56-0-385; **(ILL)** – Beutjer 16-23-1-207, Basic 0-1-0-0.

RECEIVING: (ISU) – Smith 14-243, Barber 6-37, Massengale 5-48, Johnson 4-28, Larson 2-28, Jones 1-2, Edwards 1(-1); **(ILL)** – Kornfeld 4-73, Haywood 3-20, Halsey 3-5, Hayden 2-53, Adeyemo 2-21, Hurst 1-30, Davis 1-5.

ATTENDANCE: 56,304.

**GAME 3 – HANCOCK STADIUM
ILLINOIS STATE 49, TRUMAN STATE 6**

Dominating First Half Carries 'Birds

NORMAL, Ill.—The Illinois State football team used a first half onslaught to overwhelm the visiting Truman State Bulldogs, eventually closing the campaign with a convincing 49-6 victory Saturday night in front of 7,339 at Hancock Stadium.

After the Redbirds deferred the opening kickoff to Truman State, Bulldog running back Jerard Levenson fumbled on the second play from scrimmage. Boomer Grigsby recovered the ball at the Truman State 22 yard line.

Five plays later, Demetrus Johnson scored his second touchdown of the season from 1 yard out, putting the Redbirds up 7-0 just three minutes into the game.

Later in the quarter the Redbirds got some excellent special teams play from Andrew Papoccia. Papoccia faked out two Truman State defenders and advanced the ball 29 yards on a punt return into Bulldog territory. A pair of Redbird penalties couldn't stop the momentum as quarterback Mike Souza rolled right and found freshman Laurént Robinson open in the end zone for his first career touchdown and a 14-0 lead.

The Redbirds caught a break on their next possession when it looked as if Johnson fumbled at mid-field. The referees awarded Truman State the ball, but reversed the call, saying Johnson's forward progress was down at the 50 yard line.

On the next play, Johnson scampered 49 yards along the right sideline for another Redbird touchdown and a 21-0 lead.

A Souza completion to Dwayne Smith and runs of 18 and 8 yards by Sha-Ron Edwards led to the Redbirds' fourth score of the game. Edwards fought his way up the middle before finding an opening to the end zone for his third touchdown of the season.

Illinois State continued their stellar play on special teams as Pete Holak blocked a Truman State punt and Sesamir Yearby recovered the ball at the Truman State 36-yard line.

The Bulldogs finally got on the board late in the fourth quarter when A.J. Eads took it in from 10 yards out. The extra point was blocked for the game's final score.

Truman State	0	0	0	6	-	6
Illinois State	21	21	7	0	-	49

- ISU – Johnson 1-yard run (Carroll kick), 12:00, 1Q
- ISU – Robinson 22-yard pass from Souza (Carroll kick), 5:00, 1Q
- ISU – Johnson 49-yard run (Carroll kick), :50, 1Q
- ISU – Edwards 5-yard run (Carroll kick), 13:26, 2Q
- ISU – Davis 1-yard run (Carroll kick), 8:11, 2Q
- ISU – Johnson 3-yard run (Carroll kick), 1:00, 2Q
- ISU – Newby 10-yard run (Carroll kick), 2:39, 3Q
- TSU – Eads 11-yard run (kick blocked), 5:25, 4Q


	TSU	ISU
First Downs	12	26
Rushing Attempts-Yards	23-51	61-390
Passing	15-36-1	12-19-0
Passing Yards	141	132
Total Offense	192	522
Fumbles-Lost	3-1	1-0
Penalties-Yards	4-25	13-122
Time of Possession	24:17	35:43

RUSHING: (TSU) – Levenson 14-34, Eads 5-16, Heinecke 2-8, Dupage 2(-7). **(ISU)** – Johnson 15-132, Edwards 19-93, Davis 12-58, Souza 4-39, Whitehead 5-37, Newby 2-15, Lattimore 3-15, Kreger 1-1.

PASSING: (TSU) – Czeschin 11-26-1-96, Dupage 4-10-0-45. **(ISU)** – Souza 8-11-0-109, Vaughan 4-8-0-23.

RECEIVING: (TSU) – Eads 4-16, Bonner 3-59, McCloskey 2-25, Walton 2(-6), Perry 1-18, Weber 1-17, Schuring 1-8, Levenson 1-4. **(ISU)** – Smith 3-43, Larson 2-9, Fiini 1-24, Robinson 1-22, Barber 1-12, Massengale 1-9, Kreger 1-5, Davis 1-5, Johnson 1-3.

ATTENDANCE: 7,339.



2003 ILLINOIS STATE OPPONENTS' SCHEDULES AND RESULTS

**Drake Bulldogs
(2-1, 0-0 PFL)**

Aug. 28	at Illinois State	L, 13-27
Sept. 6	William Penn	W, 38-24
Sept. 13	Missouri-Rolla	W, 28-7
Sept. 20	at UW-Platteville	1 p.m.
Sept. 27	at Morehead State*	12 p.m.
Oct. 4	Jacksonville*	1 p.m.
Oct. 11	at San Diego*	3:30 p.m.
Oct. 18	Butler*	1 p.m.
Oct. 25	at Valparaiso*	1 p.m.
Nov. 1	Dayton*	1 p.m.
Nov. 8	Saint Mary's	12 p.m.
Nov. 15	Waldorf	1 p.m.

**Illinois Fighting Illini
(1-2, 0-0 Big Ten)**

Aug. 30	vs. Missouri	L, 15-22
Sept. 6	Illinois State	W, 49-22
Sept. 13	at UCLA	L, 3-6
Sept. 20	California	tba
Sept. 27	Wisconsin*	5 p.m.
Oct. 4	at Purdue*	3:30 p.m.
Oct. 11	at Michigan State*	tba
Oct. 18	at Michigan*	11 a.m.
Oct. 25	Minnesota*	11 a.m.
Nov. 1	at Iowa*	tba
Nov. 8	at Indiana*	tba
Nov. 22	Northwestern*	tba

**Truman State Bulldogs
(0-2, 0-0 MIAA)**

Sept. 6	Winona State	L, 13-49
Sept. 13	at Illinois State	L, 6-49
Sept. 20	Pittsburg State*	1:30 p.m.
Sept. 27	at Washburn*	1 p.m.
Oct. 4	Emporia State*	2 p.m.
Oct. 11	at Missouri Southern	2 p.m.
Oct. 18	Missouri Western*	2 p.m.
Oct. 25	at Central Missouri*	1:30 p.m.
Nov. 1	at NW Missouri*	1 p.m.
Nov. 8	Missouri-Rolla*	1 p.m.
Nov. 15	at SW Baptist*	2 p.m.

**Eastern Illinois Panthers
(1-1, 0-0 OVC)**

Aug. 30	California (PA)	W, 27-0
Sept. 13	at Missouri	L, 0-37
Sept. 20	Illinois State	1:30 p.m.
Sept. 27	at Indiana State	1 p.m.
Oct. 4	at SE Missouri State*	11:30 a.m.
Oct. 11	Eastern Kentucky*	1:30 p.m.
Oct. 18	at Murray State*	3 p.m.
Oct. 25	Tennessee-Martin*	1:30 p.m.
Nov. 1	at Tennessee State*	6 p.m.
Nov. 8	Tennessee Tech	1:30 p.m.
Nov. 15	at Jacksonville State	4 p.m.
Nov. 22	Samford	1:30 p.m.

**Florida Atlantic Owls
(1-2)**

Aug. 28	at Middle Tennessee State	W, 20-19
Sept. 6	Valdosta State	L, 17-45
Sept. 13	at Central Florida	L, 29-33
Sept. 20	at Youngstown State	6 p.m.
Sept. 27	at Illinois State	1:30 p.m.
Oct. 4	SW Texas State	6 p.m.
Oct. 11	Nicholls State	3 p.m.
Oct. 18	Northern Colorado	3 p.m.
Nov. 1	Gardner-Webb	2 p.m.
Nov. 15	Siena	2 p.m.
Nov. 22	at Florida International	2:30 p.m.

**Northern Iowa Panthers
(1-1, 0-0 GFC)**

Aug. 30	at Iowa State	L, 10-17
Sept. 6	Northern Michigan	W, 62-0
Sept. 18	at Stephen F. Austin	6:30 p.m.
Sept. 27	Northwestern State	4:05 p.m.
Oct. 4	at Illinois State*	1:30 p.m.
Oct. 11	Indiana State*	4:05 p.m.
Oct. 18	at SMS*	1:30 p.m.
Oct. 25	at Western Illinois*	1 p.m.
Nov. 1	Youngstown State*	4:05 p.m.
Nov. 8	at Western Kentucky*	4 p.m.
Nov. 15	Southern Illinois*	5:05 p.m.

**Southern Illinois Salukis
(3-0, 0-0 GFC)**

Aug. 28	Quincy	W, 64-14
Sept. 6	at SE Missouri State	W, 28-7
Sept. 13	Murray State	W, 32-7
Sept. 27	St. Joseph's	6 p.m.
Oct. 4	at Indiana State*	1:05 p.m.
Oct. 11	Illinois State*	1:30 p.m.
Oct. 18	at Western Illinois*	1:05 p.m.
Oct. 25	SMS*	6 p.m.
Nov. 1	at Western Kentucky*	4 p.m.
Nov. 8	Youngstown State	6 p.m.
Nov. 15	at Northern Iowa*	5:05 p.m.

**Western Kentucky Hilltoppers
(2-0, 0-0 GFC)**

Aug. 28	Union	W, 51-3
Sept. 6	West Virginia Tech	W, 67-3
Sept. 20	Eastern Kentucky	7 p.m.
Sept. 27	at Auburn	4 p.m.
Oct. 4	at Western Illinois*	2:30 p.m.
Oct. 11	SMS*	7 p.m.
Oct. 18	at Illinois State*	2:30 p.m.
Oct. 25	at Indiana State*	2:05 p.m.
Nov. 1	Southern Illinois*	4 p.m.
Nov. 8	Northern Iowa*	4 p.m.
Nov. 15	at Youngstown State*	12 p.m.

**Youngstown State Penguins
(2-1, 0-0 GFC)**

Aug. 28	Edinboro	W, 35-11
Sept. 6	Slippery Rock	W, 45-12
Sept. 13	at Kent State	L, 13-16
Sept. 20	Florida Atlantic	7 p.m.
Sept. 27	at Liberty	7 p.m.
Oct. 4	SMS*	7 p.m.
Oct. 11	Western Illinois*	4 p.m.
Oct. 18	at Indiana State*	1:05 p.m.
Oct. 25	Illinois State	4 p.m.
Nov. 1	at Northern Iowa*	5:05 p.m.
Nov. 8	at Southern Illinois*	7 p.m.
Nov. 15	Western Kentucky*	1 p.m.

**Western Illinois Leathernecks
(2-1, 0-0 GFC)**

Aug. 28	Wayne State	W, 35-3
Sept. 4	at Eastern Michigan	W, 34-12
Sept. 13	at LSU	L, 7-35
Sept. 20	Tennessee-Martin	6:05 p.m.
Oct. 4	Western Kentucky*	2:30 p.m.
Oct. 11	at Youngstown State*	3 p.m.
Oct. 18	Southern Illinois*	1:05 p.m.
Oct. 25	Northern Iowa*	1 p.m.
Nov. 1	at Illinois State*	1:30 p.m.
Nov. 8	at Indiana State*	11 a.m.
Nov. 15	SMS*	1:05 p.m.

**SMS Bears
(1-1, 0-0 GFC)**

Aug. 28	East Central	W, 48-0
Sept. 13	at Oklahoma State	L, 3-42
Sept. 20	at SE Missouri State	6 p.m.
Sept. 27	Bacone College	7 p.m.
Oct. 4	at Youngstown State*	6 p.m.
Oct. 11	at Western Kentucky*	7 p.m.
Oct. 18	Northern Iowa*	1:30 p.m.
Oct. 25	at Southern Illinois*	6 p.m.
Nov. 1	Indiana State*	2 p.m.
Nov. 8	Illinois State*	1 p.m.
Nov. 15	at Western Illinois*	1:05 p.m.

**Indiana State Sycamores
(1-2, 0-0 GFC)**

Aug. 28	at Ball State	L, 7-31
Sept. 6	Florida International	W, 13-10
Sept. 13	at Indiana	L, 3-33
Sept. 20	at Murray State	6 p.m.
Sept. 27	Eastern Illinois	1 p.m.
Oct. 4	Southern Illinois*	1 p.m.
Oct. 11	at Northern Iowa*	4 p.m.
Oct. 18	Youngstown State*	1 p.m.
Oct. 25	Western Kentucky*	2 p.m.
Nov. 1	at SMS*	3 p.m.
Nov. 8	Western Illinois*	1 p.m.
Nov. 15	at Illinois State*	1:30 p.m.