



Redbird Football

GAME NOTES

Contact: Todd Kober, Director of Media Relations • 309/438-3805 • Fax: 309/438-5634 • Cell: 309/310-7112 • gtkober@ilstu.edu

GAME #6

**WHEN:** Saturday, October 4, 2003**WHERE:** Hancock Stadium • Normal, Ill.**TIME:** 1:30 p.m. Central**TELEVISION:** None

REDBIRD RADIO NETWORK

Greg Halbleib will handle play-by-play duties, while Ted Schmitz handles color commentary. Bruce Evans reports from the sidelines and Tim Fisher is the studio host. Affiliates are flagship WJBC, AM 1230 (Bloomington), WLDC, 98.9 FM (Dwight), WBIG, AM 1280 (Aurora), WZOE, AM 1490 (Princeton) and WDID, AM 1510 (Highland). All Illinois State athletic events broadcast by WJBC, including the weekly coaches shows, can be heard on a live internet stream at www.wjbc.com. Redbird game broadcasts are also available at sports.yahoo.com/ncaaf/teams/iid. To hear broadcasts on the phone, call TEAMLINE (800/846-4700/code 1152) with Visa or MasterCard.

The Game Facts

- ▶ This is the 20th meeting between the two schools with Northern Iowa leading the series 12-7. However, the Redbirds have won four of the last five contests, including the last two.
- ▶ Today's game is the first of seven straight Gateway Football Conference games for the 'Birds. ISU finished the non-conference portion with a 3-2 mark.
- ▶ Northern Iowa is the first ranked opponent at Hancock Stadium since No. 25 Southern Illinois last season. The 'Birds topped the Salukis 35-14. In the Denver Johnson era, the Redbirds are 3-3 against ranked teams at Hancock Stadium.
- ▶ Under Johnson, the Redbirds own a 7-11 mark when coming off of a loss. The 'Birds have not lost back-to-back home games since 2001 when Western Illinois won 33-23 on October 13, following a 20-13 loss to Southwest Texas State.
- ▶ In addition to the normal festivities surrounding Hancock Stadium on football Saturday, today's game is the annual Family Day. Tickets for the event can be purchased at the Redbird Arena Ticket Office or by calling 309/438-8000.

2003 Northern Iowa Schedule

Aug. 30	at Iowa State	L, 10-17
Sept. 6	Northern Michigan	W, 62-0
Sept. 18	at Stephen F. Austin	W, 38-24
Sept. 27	Northwestern State	W, 43-10
Oct. 4	at Illinois State*	1:30 p.m.
Oct. 11	Indiana State*	4:05 p.m.
Oct. 18	at SMS*	1:30 p.m.
Oct. 25	at Western Illinois*	1 p.m.
Nov. 1	Youngstown State*	4:05 p.m.
Nov. 8	at Western Kentucky*	4 p.m.
Nov. 15	Southern Illinois*	5:05 p.m.

www.redbirds.org

The Coaches

▶ Illinois State

Denver Johnson is in his fourth season at Illinois State and owns a 18-20 (.474) overall record with the Redbirds. Prior to guiding the 'Birds, Johnson was the head coach at Murray State where he compiled a 21-12 mark. Johnson, 44, is a 1981 graduate of Tulsa and his six-year head coaching record stands at 39-32 (.549). He is also 2-1 against Northern Iowa.

▶ Northern Iowa

Mark Farley (UNI '86) is in his third season at the helm of the Panther football program. Farley owns a 19-10 (.655) mark at Northern Iowa, his first head coaching position. Farley was a three-year starter at linebacker for the Panthers during his playing days and was the Gateway Co-Defensive Player of the Year in 1985.

Illinois State Season Schedule/Results

Date	Opponent	Location	Result/Time	Notes
Aug. 28	Drake	Normal, Ill.	W, 27-13	'Birds grind out 282 yards on the ground to DU's 61.
Sept. 6	at Illinois (ESPN+)	Champaign, Ill.	L, 22-49	Dwayne Smith lit up Illini defense on 14 catches for 243 yards.
Sept. 13	Truman State	Normal, Ill.	W, 49-6	42 first half points, 6 rushing TDs and 544 total yards highlight win.
Sept. 20	at #18 Eastern Illinois (FSN)	Charleston, Ill.	W, 21-14	Redbirds rally in fourth quarter, finish with 482 yards of total offense.
Sept. 27	Florida Atlantic	Normal, Ill.	L, 10-28	ISU offense stalls on third downs going 4-for-18.
Oct. 4	#15 Northern Iowa^A	Normal, Ill.	1:30 p.m.	ISU has won the last two meetings overall and the last two at home.
Oct. 11	at Southern Illinois ^A	Carbondale, Ill.	1:30 p.m.	ISU has claimed four of the last five meetings.
Oct. 18	Western Kentucky ^A (FSN)	Normal, Ill.	2:30 p.m.	Redbirds are 0-2 against WKU since the 'Toppers joined the Gateway.
Oct. 25	at Youngstown State ^A	Youngstown, Ohio	3:00 p.m.	Leave the state of Illinois for the first time all season.
Nov. 1	Western Illinois ^A	Normal, Ill.	1:30 p.m.	WIU has won five of the last six games in Hancock.
Nov. 8	at SMS ^A	Springfield, Mo.	1:00 p.m.	'Birds have won three of the last four games in the series.
Nov. 15	Indiana State ^A	Normal, Ill.	1:30 p.m.	Illinois State is riding a five-game winning streak in the series.

^A Gateway Football Conference game

THE TALE OF THE TAPE

	UNI	Illinois State
Scoring	153/38.3	129/25.8
Scoring Defense	51/12.8	110/22.0
Passing Yards	592/148.0	885/177.0
Passing Defense	820/205.0	960/192.0
Rushing Yards	930/232.5	1294/258.8
Rushing Defense	457/114.3	514/102.8
Total Offense	1522/380.5	2179/435.8
Total Defense	1277/319.3	1474/294.8
Kickoff Returns	11-257	17-364
Kick Return Average	23.4	21.4
Punt Returns	19-116	12-96
Punt Return Average	6.1	8.0
Interceptions	4-72	3-5
Fumbles-Lost	5-3	7-2
Penalties	18-115	54-554
Punts/Net Average	21/37.9	30/37.6
Time of Possession	31:46	30:54
3 rd Down Conversions	18/53	36/83
4 th Down Conversions	3/8	4/7

INJURY UPDATE

- LB Andrew Papoccia (abdominal) probable
Games Missed:
- LB Adam Redenius (right shoulder) probable
Games Missed: Drake, Illinois, Truman St., Eastern Illinois
- DL Ryan Thorne (left ankle) probable
Games Missed: Florida Atlantic
- OL Shawn Wiza (right knee) doubtful
Games Missed: Florida Atlantic

ILLINOIS STATE MEDIA RELATIONS

Director of Media Relations Todd Kober
 Office Phone (309) 438-3805
 Home Phone (309) 454-3048
 Cell (309) 310-7112
 E-mail gtkober@ilstu.edu
 Graduate Assistant Mike Krizman
 Office Phone (309) 438-7748
 Cell (847) 528-2066
 E-mail makrizm@ilstu.edu
 Fax (309) 438-5634

INTERVIEW PROCEDURES

Postgame interviews following home contests are conducted in the team room (second floor) of the Kaufman Football Building. A golf cart is available to transport representatives from the visiting team to the interview area. TV lighting is also provided. After road games, representatives will be brought to a designated area. The locker room is closed at all times.

Redbird Ticket Office • (309) 438-8000

Scouting the Panthers

- Northern Iowa is located in Cedar Falls, Iowa, and has an enrollment of 13,800. A member of the Gateway Football Conference, UNI was founded in 1876 and began competing in football in 1895.
- Northern Iowa moved into the top 25 with an impressive 43-10 win over No. 11 Northwestern State at the UNI-Dome. The Panthers defensive unit held Northwestern State to just seven first downs and 220 yards of total offense, including just 58 yards rushing.
- Like the 'Birds, today's game is the first GFC league game of the season for the Panthers. Last season, UNI was picked to win the conference in the preseason poll, but finished with a 5-6 mark. This season, UNI was tabbed for fourth place.
- The Panthers rushing offense ranks No. 15 nationally with 232.50 yards per game, thanks in large part to Terrance Freeney. But against Northwestern State, Freeney was sidelined with a knee injury and back-up Richard Carter rushed a career-high 29 times for 84 yards. Freeney has seen action in three games and ranks No. 27 nationally with 101.75 yards per game.
- Quarterback Tom Petrie ranks No. 18 nationally and second in the conference for passing efficiency with a rating of 145.75. He is also No. 72 in total offense with 156.25 yards per game. Petrie has yet to throw an interception this season by completing 46 of his 77 pass attempts.
- Opponents aren't having much luck scoring against the Panther defense. In fact, UNI ranks No. 12 nationally in scoring defense by only allowing 12.75 points per game. The key to the defense has been stopping the run as UNI ranks No. 28 nationally with 114.25 rushing yards allowed per game.
- UNI's defense has also been successful at forcing turnovers. The Panthers rank No. 10 in the nation in turnover margin at +1.75. Through four games, the Panther defense has forced six fumbles and four interceptions.

Family Day at Hancock Stadium

Illinois State's game against Northern Iowa falls on "Family Day" at Hancock Stadium, which is annually the largest attended home game on the schedule for the Redbirds. The 2003 team photo, courtesy of Digital Plus, formerly Twin City Photo, will be distributed at each gate to the first 3,000 fans. Prior to the game, tailgating will be taking place around the entire stadium, while the band Protegé will be entertaining fans on the East side of the stadium. Tickets for the game are still available for all family members by calling the Redbird Arena Ticket Office at 309/438-8000.

The Gateway to the Conference Schedule

Today's game against Northern Iowa is the first of seven consecutive Gateway Football Conference games for the Redbirds. Under head coach **Denver Johnson**, the 'Birds are 1-2 in league openers with their first win coming last season with a 30-20 home victory over SMS.

Crush the Rush

That's exactly what the Illinois State defense has been doing to its opponent's ground game. The 'Birds have held their foes under 100 yards rushing in four of five games, including Florida Atlantic's 76-yard effort this past week. ISU is only allowing 102.8 yards per game on the ground, which is on pace to be the second-best rushing defense in Redbird history.

Could Lightning Strike Twice?

Illinois State's 21-14 win at No. 18 Eastern Illinois marked the seventh straight season in which the Redbirds have beaten at least one ranked foe. In those seven seasons, the Redbirds have beaten multiple ranked teams in three of the years. The 'Birds have won 11 of their last 22 tilts against ranked I-AA foes.

Break Away DJ

Twice this season running back **Demetrus Johnson** has scampered 49 yards for a touchdown. Johnson's pair of 40-yard TD runs against Eastern Illinois and Truman State is the most by a Redbird running back since 1998, when current Dallas Cowboy Aveion Cason rushed for three 40-plus yard scoring runs.

Paper or Plastic?

Grocery stores around town might be contacting the Redbird defense in the off-season, as the 'Birds have efficiently bagged opponent quarterbacks. The 'Birds have posted 11 sacks in the last two games and have 14 on the season. The seven sacks at Eastern Illinois marked the most by the 'Birds since they set the school record with 12 against Western Illinois on November 4, 2000.

The Great Grigsby

It isn't a surprise, but with 17 more tackles against Florida Atlantic, junior linebacker **Boomer Grigsby** continues his climb up the top 10 list of all-time Redbird tacklers. Grigsby now has 341 tackles in his career, which ranks No. 6, and he is one of only 11 Redbirds to ever record 300 tackles in their career. The Canton, Ill., native has averaged 12.6 stops per game throughout his career, which would be the best average in Redbird history.

Dose of Dailey

Freshman transfer **Cavari Dailey** got his monies worth for his six tackles against Florida Atlantic, since five were tackles for loss. Dailey posted five TFLs in the loss to FAU for a total of 15 yards. Dailey currently ranks No. 3 on the Redbird tackle list with 24 stops in four games played, including eight TFLs. He also has a sack, two pass break-ups, a quarterback hurry and a forced fumble.

Consistent Carroll

Junior **Stephen Carroll** is starting to kick his way into the Redbird record books. Carroll converted a 47-yard field goal against Florida Atlantic, the 31st of his career, which ranks No. 5 all-time. Carroll has also continued his consecutive PAT streak with 62. Carroll now has 170 points for his career, which is also No. 5 in ISU history.

Chrest Will Help Your Smile

Junior defensive end **Josh Chrestman** got his first Redbird start against Florida Atlantic and left the defensive coaches grinning. Chrestman, who had off-season ankle surgery, posted a career best 10 tackles, including two tackles for loss. He also added a sack, for a six-yard loss, and a quarterback hurry.

Gene Gets a Gilot of Tackles

Senior **Gene Gilot** seems to have fully recovered from his season-ending knee injury a year ago. Gilot is second on the team in stops with 48 tackles, trailing only **Boomer Grigsby**. Against Florida Atlantic, Gilot tallied 11 tackles for his second double-digit effort of the season. Gilot has also added eight TFLs and a sack.

Road Warriors

At one point last season, the Redbirds were riding an eight-game road losing streak. My, how things have changed. With the 21-14 win at Eastern Illinois, the 'Birds have won three of their last five games on the road with the losses coming to Division I-A Illinois and national champion Western Kentucky. In fact, the win at EIU snapped the Panthers' 15-game home winning streak with their last home loss coming in 1999 in a 24-17 defeat to ... Illinois State.

The Boomer Watch

Linebacker **Boomer Grigsby** is at it again. Like last season, Grigsby has a knack for raising the bar for the big games. Over his career, most of his best performances have come against the toughest opponents. Such was the case again at Illinois. Grigsby came up big against Florida Atlantic with 17 stops, including nine solo tackles. It was the ninth time the reigning GFC Defensive Player of the Year totaled 15 or more tackles in a single game. With performances like that it's no wonder why Grigsby was the nation's top tackler in 2002 with 179 stops, as well as the top returning vote-getter and the player to beat for the 2003 Buck Buchanan Award, which is given to the top I-AA defensive player.

A Heroic Homecoming...

For wide receiver **Dwayne Smith**, his return to Memorial Stadium on the Illinois' campus was almost perfect. The only thing the 6-foot-3 senior didn't catch was an Illinois State victory. In a career game on the field where it all started, Smith hauled in a Redbird record 14 passes topping the six-year mark of Darnell Jones by one. Smith's 14 grabs covered 243 yards, just 16 yards shy of another school mark and the second best receiving total in school history. In addition, Smith's 14 catches and 243 yards claimed the Memorial Stadium record for catches and receiving yards in the 79-year history of the facility.

A Schedule of Firsts

For the first time in the history of Illinois State football, the Redbirds will be playing a 12-game schedule. In addition, the 'Birds will host seven of the 12 contests at Hancock Stadium, which is the largest regular-season home slate in school history.

A Namesake Schedule

In addition to many firsts, the 2003 schedule is a perfect fit for Illinois State – since the Redbirds will only leave the state of Illinois twice all season. How fitting for a state university. The Redbirds won't leave the Land of Lincoln until October 25, when Illinois State travels to Youngstown State. Two weeks later, the Redbirds will face SMS in Springfield, Mo.

All-America U

Illinois State's football program has produced at least one all-American player in 17 of its last 21 seasons. Over the last five seasons, 19 players from ten different positions have been honored. **Boomer Grigsby** and Jonathan Friend were both honored following the 2002 season.

THE LAST TIME THEY MET

Redbirds End Road Skid; Bounce UNI

October 26, 2002

NORMAL, Ill. – Junior quarterback Michael Souza connected with Ramon Barber on a game-winning 33-yard touchdown reception to lead Illinois State to a 31-20 win over Northern Iowa in Gateway Football Conference action, Saturday night.

Barber snagged the ball at the 1-yard line without a defender in a 15-yard radius and walked into the endzone for the Redbirds first road victory in their last nine tries. Souza poured salt in the wound with a 3-yard touchdown run with six seconds left to seal the come-from-behind victory.

Back in the first quarter, it only took one minute and eight seconds for Northern Iowa (4-4, 1-3) to take a 7-0 lead when Tom Petrie connected with Eddie Gallas on a 74-yard touchdown pass.

Illinois State (5-3, 3-1) overcame the shock of UNI's quick start by responding on the ensuing drive with a 47-yard field goal by Stephen Carroll. Carroll's kick, his 10th of the year, capped an 11-play, 51-yard drive, which was kept alive on a 15-yard personal foul penalty by UNI.

Mackenzie Hoambrecker put the Panthers up 10-3 with a 24-yard field goal at the 4:43 mark in the first quarter. The Redbirds continued to trade punches with UNI, as freshman Ramon Barber hauled in his first collegiate touchdown on a 22-yard pass from Michael Souza to knot the game at 10-10.

The Panthers took a 17-10 halftime lead after the only score in the second frame. Petrie launched another bomb with a 67-yard touchdown pass to Ben Sanderson. The scoring drive followed a series of turnovers where UNI's Adam Bengel fumbled the ball on his own 11-yard line, but Illinois State wasn't able to capitalize as Quincy Washington bobbled the handoff on the UNI 2-yard line.

The two teams battled through a scoreless third quarter before Souza found Vito Golson in the right corner of the endzone on a 4-yard fade pattern to deadlock the score at 17-17 with 8:25 left in the contest. Golson's touchdown marked the 16th of his career and his fourth of the season and finished an 11-play, 62-yard drive.

Again, UNI had an answer as Hoambrecker topped off a 10-play, 72-yard drive with a 37-yard field goal and a 20-17 Northern Iowa lead with 4:30 left on the clock.

Washington led the Redbird rushing attack with his fourth-straight 100-yard performance. Washington's 104 yards tied the ISU record for consecutive 100-yard rushing games. Souza ended the day completing 13-of-33 for 184 yards and three touchdowns.

Dwayne Smith grabbed four balls for 51 yards, while Barber finished with three catches, two for touchdowns, and 60 yards.

SCORE BY QUARTERS

ILLINOIS STATE	10	0	0	21	–	31
Northern Iowa	10	7	0	3	–	20

SCORING SUMMARY

UNI – Gallas 74-yd pass from Petrie (Hoambrecker kick), 13:52, 1Q

ILS – Carroll 47-yd field goal, 9:22, 1Q

UNI – Hoambrecker 24-yd field goal, 4:43, 1Q

ILS – Barber 22-yd pass from Souza (Carroll kick), :20, 1Q

UNI – Sanderson 67-yd pass from Petrie (Hoambrecker kick), 7:15, 2Q

ILS – Golson 4-yd pass from Souza (Carroll kick), 8:27, 4Q

UNI – Hoambrecker 37-yd field goal, 4:30, 4Q

ILS – Barber 33-yd pass from Souza (Carroll kick), 1:44, 4Q

ILS – Souza 3-yd run (Carroll kick), :06, 4Q

TEAM STATISTICS

	ILS	UNI
First Downs	21	19
Rushing Attempts-Yards	44-144	46-204
Passing	36-15-0	19-8-1
Passing Yards	202	241
Total Offense	346	445
Fumbles-Lost	2-1	1-1
Penalties-Yards	4-30	9-70
Time of Possession	29:31	30:29

INDIVIDUAL LEADERS

RUSHING (ILS) – Washington 26-104, Edwards 6-21, Souza 12-19. **(UNI)** – Bengel 24-112, Petrie 16-60, Breeland 6-32.

PASSING (ILS) – Souza 13-33-0-184, Zouzounis 2-3-0-18. **(UNI)** – Petrie 8-19-1-241.

RECEIVING (ILS) – Smith 4-51, Barber 3-60, Golson 3-33, Washington 2-29, Hunter 2-14, Larson 1-14. **(UNI)** – Sanderson 2-80, Mays 2-27, Gallas 1-74, Santifer 1-41, Breeland 1-12, Surrency 1-7.

2003 Redbird Captains:

#69 • Jim Ferguson

#46 • Boomer Grigsby

#12 • Andrew Papocia

#97 • Ray Robinson

#5 • Mike Souza

THE GATEWAY FOOTBALL CONFERENCE

Here's a short and concise breakdown of one of the nation's premier NCAA I-AA football leagues:

2003 GFC STANDINGS

	W	L	PCT	W	L	PCT
Southern Illinois	0	0	.000	4	0	1.000
Northern Iowa	0	0	.000	3	1	.750
Youngstown State	0	0	.000	3	1	.750
Western Kentucky	0	0	.000	2	1	.667
Western Illinois	0	0	.000	2	1	.667
SMS	0	0	.000	2	1	.667
Illinois State	0	0	.000	3	2	.600
Indiana State	0	0	.000	2	2	.500

THIS WEEK IN THE GATEWAY**October 4**

- Southern Illinois at Indiana State, 1:05 p.m.
- Western Kentucky at Western Illinois, 2:30 p.m.
- SMS at Youngstown State, 7 p.m.

All times central

2003 PRESEASON POLL

1. Western Illinois (24)	247
2. Western Kentucky (6)	218
3. Youngstown State	171
4. UNI (1)	139
5. Illinois State	131
6. Southern Illinois	130
7. SMS (1)	74
8. Indiana State	42

2003 GFC PRESEASON HONORS

Offense – Stafford Davis, OL (first team); Jeremy Melville, OL (honorable mention); Dwayne Smith, WR (honorable mention).

Defense – Boomer Grigsby, LB (first team); Ray Robinson, DL (first team).

2002 GFC POSTSEASON HONORS

Offense – Stephen Carroll, K (honorable mention); Stafford Davis, OL (second team); Vito Golson, WR (second team); Quincy Washington, RB (honorable mention).

Defense – Dennis Butler, DB (honorable mention); Jonathan Friend, DL (first team); Boomer Grigsby, LB (first team); Ray Robinson, DL (second team).

Gateway Defensive Player of the Year – Boomer Grigsby, LB

GATEWAY TELECONFERENCE

Teleconferences featuring the league's head coaches will be conducted each Wednesday during the season (Sept. 10 through Nov. 12). Those participating in the call should dial in five minutes prior to the scheduled start time (10 a.m. CST each Wednesday). Each call can also be accessed at www.gatewayfootball.org. The call-in number is 913/981-5509.

- **Denver Johnson (Illinois State), 10:05 a.m.**
- Tim McGuire (Indiana State), 10:10 a.m.
- Mark Farley (Northern Iowa), 10:15 a.m.
- Jerry Kill (Southern Illinois), 10:20 a.m.
- Randy Ball (SMS), 10:25 a.m.
- Don Patterson (Western Illinois), 10:30 a.m.
- David Elson (Western Kentucky), 10:35 a.m.
- Jon Heacock (Youngstown St.), 10:40 a.m.

All times are central

Another Would Be Grand

For the last three seasons, ISU has gotten 1,000-yard rushing campaigns from Quincy Washington (2002) and Willie Watts (2001 & 2000). The Redbirds have never had a 1,000-yard rusher for four straight seasons.

Transferrable

Since 1993, when the NCAA rules changed to allow players immediate eligibility at the I-AA level, Illinois State has had 37 players transfer from I-A schools. ISU's I-A transfers on this year's roster include: **Cavari Dailey** (DB, Auburn); **Jim Ferguson** (OL, Illinois); **Steve Harris** (DB, Illinois); **Demetrus Johnson** (RB, Minnesota); **Cameron Siskowic** (LB, Washington State); **Dwayne Smith** (WR, Illinois); **Jesus Terrazas** (DL, Illinois); **Joe Walkins** (WR, Auburn) and **Shawn Wiza** (OL, Western Michigan).

Redbird Milestones Under Johnson

Here is a list of the Illinois State players that have either passed for 300 yards or rushed or caught 100 yards under head coach **Denver Johnson's** tenure:

100-Yard Rushing Games

- 210, Quincy Washington vs. Quincy (9/7/02)
- 200, Willie Watts vs. Indiana State (11/10/01)
- 186, Willie Watts vs. EIU (11/11/00)
- 174, Willie Watts at WIU (11/4/00)
- 169, Q. Washington vs. Murray St. (9/21/02)
- 167, Quincy Washington vs. SMS (10/5/02)
- 161, Willie Watts vs. SMS (11/18/00)
- 159, Demetrus Johnson at EIU (9/20/03)
- 158, Willie Watts vs. Northern Iowa (10/27/01)
- 158, Walter James at UNI (9/30/00)
- 156, Willie Watts at SEMO (9/16/00)
- 155, Willie Watts at Murray St. (9/8/01)
- 152, Sha-Ron Edwards vs. Drake (8/28/03)
- 145, Willie Watts vs. W. Va. Tech (8/31/00)
- 135, Willie Watts vs. SEMO (9/22/01)
- 132, Demetrus Johnson vs. Truman St. (9/13/03)
- 127, Quincy Washington vs. WIU (10/12/02)
- 126, Quincy Washington vs. SIU (10/19/02)
- 110, Willie Watts vs. WKU (11/3/01)
- 109, Walter James vs. W. Va. Tech (8/31/00)
- 108, Walter James vs. YSU (10/7/00)
- 104, Quincy Washington at UNI (10/26/02)
- 101, Willie Watts vs. PV A&M (10/21/00)

300-Yard Passing Games

- 385, Mike Souza at Illinois (9/6/03)
- 350, Kevin Glenn vs. SMS (11/18/00)
- 319, Dusty Burk vs. Northern Iowa (10/27/01)
- 310, Dusty Burk at Indiana St. (10/14/00)

100-Yard Receiving Games

- 243, Dwayne Smith at Illinois (9/6/03)
- 183, Vito Golson vs. Northern Iowa (10/27/01)
- 136, Vito Golson at Indiana State (11/16/02)
- 136, Gerry Davis at UNI (9/30/00)
- 115, Justin Frierson vs. W. Va. Tech (8/31/00)
- 113, Vito Golson vs. SIU (10/19/02)
- 110, Vito Golson vs. MSU (9/21/02)
- 109, Vito Golson at INS (10/14/00)
- 107, Mark Schaeve vs. WKU (11/3/01)
- 107, Steve Kostro vs. EIU (11/11/00)
- 105, Mark Schaeve vs. WIU (10/13/01)
- 102, Jon Laurenti vs. SMS (11/18/00)

I-AA Committee a Little "Weis"er

Illinois State athletics director **Perk Weisenburger**, a Central Michigan alum, is entering his third year on the NCAA Division I-AA Football Committee. Among other things, the committee seeds the field and selects the eight at-large teams for the I-AA championship.

We Win ...

- Illinois State teams have won 112 conference championships -- an average of more than five per year -- since beginning Division I conference play in 1982 (from 1971-81, ISU was a Division I independent). Redbird teams compete in two different conferences.
- The football team plays in the Gateway, 17 sports compete in the Missouri Valley and the gymnastics team competes as an independent.
- Illinois State finished in the top four in 10 of 17 Valley titles during 2001-02, including league titles by men's cross country, women's tennis and softball and a tournament championship by women's tennis.
- ISU has won 16 conference All-Sports Trophies since '82, including five of the last eight in the MVC.
- Illinois State has been in the Gateway Football Conference for 17 years and has won 20 games in the last five years while winning 22 over its first 13 years of membership.

...But Not At The Expense of Good Grades

Illinois State didn't forget the "student" in student-athlete while it was piling up all its outstanding performances during the 2002-03 school year. Redbird athletics had another student-athlete (Abby Scott, softball) named a Bone Scholar, the highest undergraduate academic honor at Illinois State. Scott became the eighth athlete to receive the honor in the last five years. In 2001, former linebacker Adam Waugh, who was named a National College Scholar-Athlete by The National Football Foundation and College Hall of Fame, became the third Redbird football player to receive the honor.

ILLINOIS STATE DEPTH CHART

OFFENSE

LT	51	Mike Stegeman	6-5	285	So.-1L
	75	Janiah Downing	6-3	210	Fr.-RS
LG	64	Stafford Davis	6-1	280	So.-1L
	77	Joe Pantoja	6-2	269	Jr.-1L
C	61	Jeremy Melville	6-4	266	Jr.-2L
	60	Geoff Pearson	6-2	275	Jr.-Sq.
RG	69	Jim Ferguson	6-3	267	Sr.-2L
	78	Kory Andersen	6-2	267	Fr.-RS
RT	63	Matt Pezdek	6-4	308	Jr.-1L
	77	Joe Pantoja	6-2	269	Jr.-1L
WR	80	Dwayne Smith	6-3	194	Sr.-1L
	88	Avery Massengale	6-4	225	Jr.-TR
WR	9	Joe Walkins	5-9	177	Jr.-TR
	16	Brian Busser	6-1	184	So.-Sq.
TE	83	Steve Statz	6-5	260	So.-1L
	89	Mike Larson	6-4	252	Jr.-1L
QB	5	Mike Souza	6-0	177	Sr.-1L
	18	Yance Vaughan	6-3	204	Jr.-Sq.
RB	20	Demetrus Johnson	5-9	185	Jr.-TR
	31	Sha-Ron Edwards	6-0	201	Sr.-1L
FB	82	Kevin Kreger	6-0	226	So.-1L
	32	Earl Newby	6-0	215	Fr.-HS

DEFENSE

DE	92	Josh Chrestman	6-4	255	Jr.-TR
	96	Anthony Kirkland	6-2	245	Fr.-HS
DT	98	Mike Blough	6-5	224	So.-1L
	52	Jesus Terrazas	6-2	265	Jr.-TR
DT	73	Justin Martindale	6-3	260	Fr.-RS
	74	Barry Hartman	6-5	270	Fr.-HS
DE	97	Ray Robinson	6-2	230	Sr.-3L
	96	Anthony Kirkland	6-2	245	Fr.-HS
WHIP	36	William Rolle	5-10	191	So.-1L
	12	Andrew Papoccia	5-11	191	Sr.-3L
ILB	42	Gean Gilot	6-0	202	Sr.-2L
	40	Cameron Siskowic	6-2	230	Fr.-TR
ILB	46	Boomer Grigsby	6-0	245	Jr.-2L
	54	Rick Splant	6-2	210	Jr.-2L
ROVER	4	Cavari Dailey	6-1	203	Fr.-TR
	28	James Temple	6-0	200	Fr.-RS
RC	1	Sam Yeargin	5-11	175	Jr.-2L
	25	Leon Kittrell	5-9	165	Fr.-RS
LC	2	Antwan Oliver	5-10	168	Jr.-TR
	21	Cerone Colvin	5-9	181	Sr.-3L
FS	27	Tyler Larick	6-1	201	Jr.-TR
	23	Chris Govan	6-0	187	So.-1L

SPECIALISTS

PK	99	Stephen Carroll	5-11	180	Jr.-2L
	49	Troy Maskel	6-3	247	So.-1L
KO	99	Stephen Carroll	5-11	180	Jr.-2L
	49	Troy Maskel	6-3	247	So.-1L
P	14	Ryan Hoffman	6-2	186	So.-1L
	49	Troy Maskel	6-3	247	So.-1L
LS	33	J.P. Dundas	6-0	214	Jr.-1L
	82	Kevin Kreger	6-0	226	So.-1L
SS	60	Geoff Pearson	6-2	275	Jr.-Sq.
	67	Jake Weber	6-2	225	Fr.-HS
HD	16	Brian Busser	6-1	184	So.-Sq.
	5	Mike Souza	6-0	177	Sr.-1L
KR	9	Joe Walkins	5-9	177	Jr.-TR
	34	LaShawn Bullock	5-7	166	Fr.-RS
PR	9	Joe Walkins	5-9	177	Jr.-TR
	25	Leon Kittrell	5-9	165	Fr.-RS

NORTHERN IOWA DEPTH CHART

OFFENSE

WR	80	Eddie Galles	6-2	193	Sr.
	22	Curt Bradley	5-10	160	Fr.
LT	71	Ben Deike	6-4	282	Sr.
	64	Joe Keller	6-6	280	Jr.
LG	72	Ross Bohner	6-4	283	Sr.
	78	Tyler Rawlins	6-3	280	Fr.
C	66	John Schabilion	6-3	278	So.
	60	Doug Wilkinson	6-5	328	Jr.
RG	68	James Moyer	6-2	274	Sr.
	61	Jeff Bates	6-3	298	So.
RT	65	Luke Stigler	6-4	270	Jr.
	79	Walter Kelly	6-5	285	Jr.
TE	89	Andy Thorn	6-4	240	Jr.
	87	Brian Cutright	6-0	201	Sr.
WR	88	Marlus Mays	6-0	201	Sr.
	16	Bryan Butler	6-0	189	So.
QB	13	Tom Petrie	6-3	214	Jr.
	14	Aaron Boettcher	6-3	201	So.
FB	82	Lee Reynolds	6-3	246	Jr.
	34	Reggie Brown	5-9	240	Jr.
HB	4	Terrance Freeneey	5-8	216	So.
	1	Richard Carter	5-4	178	Jr.

DEFENSE

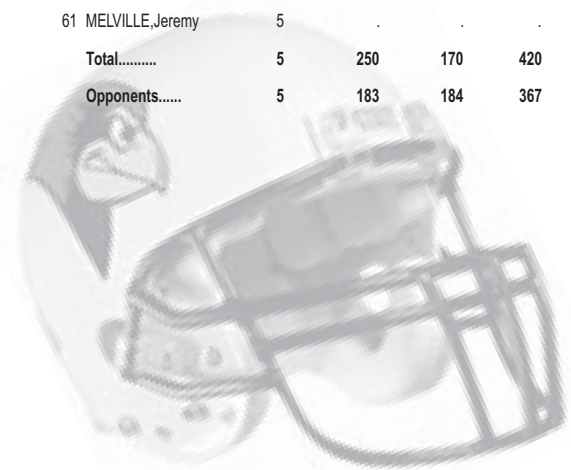
LE	15	Ryan Arnold	6-3	260	Jr.
	54	John Hermann	6-3	254	So.
LT	92	Kevin Stensrud	6-1	268	So.
	90	Michael Matthes	6-5	271	So.
RT	93	Justin Heins	6-0	264	Jr.
	97	Nate Wirth	6-2	264	Sr.
RE	5	Matt Mitchell	6-3	236	Sr.
	54	John Hermann	6-3	254	So.
OLB	23	Jimmie Brown	6-2	197	Sr.
	9	Titus Ivory	6-2	222	Jr.
MLB	58	Jonathan Harrell	6-2	228	Sr.
	41	Darin Heideman	6-0	218	So.
OLB	36	Casey Tierney	6-3	239	Sr.
	55	Ross Hannam	6-3	224	Fr.
LC	3	Dre Dokes	5-9	155	Fr.
	10	Raishaun Henderson	5-9	188	Jr.
FS	32	Justin Sandy	6-0	200	Sr.
	25	Matt Tharp	6-0	196	Fr.
SS	6	Tyler Johnson	5-10	202	Jr.
	29	James Idleburgh	5-11	185	Jr.
RC	2	Benny Sapp	5-10	185	Sr.
	21	Alphonso Key	6-0	172	Fr.

SPECIALISTS

PK	46	Brian Stegall	6-0	189	Jr.
	19	Cory Henke	6-0	184	Jr.
P	19	Cory Henke	6-0	184	Jr.
	63	Adam Kos	6-0	196	Fr.
LS	92	Kevin Stensrudd	6-1	268	So.
	71	Ben Dieke	6-4	282	Sr.
HO	16	Bryan Butler	6-0	189	So.
KR	7	Jason Breeland	5-6	167	So.
	3	Dre Dokes	5-9	155	Fr.
PR	18	Justin Surrency	5-11	175	So.

2003 ILLINOIS STATE FOOTBALL DEFENSIVE STATS

DEFENSIVE LEADERS	GP	TACKLES				SACKS		PASS DEF			FUMBLES		BLKD	
		SOLO	AST	TOTAL	TFL/YDS	NO-YARDS	INT-YDS	BRUP	QBH	RCV-YDS	FF	KICK	SAF	
46 GRIGSBY,Boomer	5	36	33	69	9-24	3-15	.	.	1	1-0	1	.	.	
42 GILOT,Gean	5	22	26	48	8-15	1-4	.	.	2	1-0	.	.	.	
27 LARICK,Tyler	5	13	11	24	.	.	.	2	.	1-0	1	.	.	
4 DAILEY,Cavari	4	17	7	24	8-33	1-10	.	2	1	.	1	.	.	
92 CHRESTMAN,Josh	5	11	12	23	3-10	1-6	.	.	3	
97 ROBINSON,Ray	5	19	3	22	7-40	4-31	.	1	8	
12 PAPOCCIA,Andrew	5	10	12	22	3-20	2-18	1-0	.	2	
36 ROLLE,William	5	12	9	21	2-12	2-12	.	.	.	1-0	.	.	.	
2 OLIVER,Antwan	5	17	3	20	1-1	.	1-0	8	
54 SPLANT,Rick	5	13	6	19	1-3	
73 MARTINDALE,Just	5	6	10	16	3-16	2-13	.	.	4	.	.	1	.	
23 GOVAN,Chris	5	11	2	13	1-1	.	.	1	.	.	1	.	.	
28 TEMPLE,James	5	9	3	12	
1 YEARGIN,Sam	5	9	3	12	.	.	1-5	4	
40 SISKOWIC,Camero	5	7	4	11	1	1	
21 COLVIN,Cerone	3	5	3	8	
44 CAMPBELL,Niall	5	4	3	7	2-1	2	.	.	
25 KITTRELL,Leon	5	5	2	7	2-6	.	.	2	
98 BLOUGH,Mike	5	4	2	6	2-4	.	.	2	1	
65 THORNE,Ryan	4	4	2	6	2-6	.	.	2	3	1-0	.	.	.	
52 TERRAZAS,Jesus	5	3	2	5	1-3	.	.	1	
74 HARTMAN,Barry	5	3	1	4	.	.	.	2	1	.	1	.	.	
47 HARRIS,Steve	4	3	1	4	
96 KIRKLAND,Anthon	5	.	3	3	2	
37 YEARBY,Sesamir	5	1	1	2	1-0	.	.	.	
76 HEFFERNAN,Micha	4	.	2	2	1	
26 HOLAK,Pete	5	1	1	2	1	.	
95 ROHRER,Nick	2	.	1	1	2	
5 SOUZA,Mike	5	1	.	1	
17 JACKSON,Cedric	2	1	.	1	
82 KREGGER,Kevin	5	1	.	1	
32 NEWBY,Earl	4	1	.	1	
50 CONNER,Montel	3	.	1	1	
51 STEGEMAN,Mike	5	1	.	1	1	.	.	
55 WASHINGTON,Noah	5	.	1	1	
61 MELVILLE,Jeremy	5	1-0	.	.	.	
Total.....	5	250	170	420	55-195	14-110	3-5	27	31	7-0	8	3	1	
Opponents.....	5	183	184	367	22-37	3-13	4-90	22	1	2-0	3	.	.	



GAME-BY-GAME INDIVIDUAL STATS

Rushing (Att.-Yds.-TD)

Opponent	Bullock	Edwards	Johnson	Newby	Souza
Drake	INJ	16-152-2	20-82-1	1-5-0	4-23-0
@ Illinois	INJ	5-17-0	8-38-0	0-0-0	16-71-0
Truman St.	INJ	19-93-1	15-132-3	2-15-1	4-39-0
@ E. Illinois	8-48-0	7-15-0	20-159-1	0-0-0	13-45-0
Fla. Atlantic	0-0-0	17-98-0	13-49-0	DNP	15-83-0

N. Iowa
 @ S. Illinois
 Western Ky.
 @ Y'town St.
 W. Illinois
 @ SMS
 Indiana St.

Passing (Comp.-Att.-Int.-Yds.-TD)

Opponent	Souza	Vaughan
Drake	8-16-1-45-0	1-2-0-8-0
@ Illinois	33-56-0-385-2	DNP
Truman St.	8-11-0-109-1	4-8-0-23-0
@ E. Illinois	15-34-1-215-1	DNP
Fla. Atlantic	13-39-2-100-1	DNP

N. Iowa
 @ S. Illinois
 Western Ky.
 @ Y'town St.
 W. Illinois
 @ SMS
 Indiana St.

Receiving (No.-Yds.-TD)

Opponent	Barber	Edwards	Filin	Johnson	Jones	Larson	Massengale	Newby
Drake	3-13-0	0-0-0	0-0-0	1-(-4)-0	1-0-0	0-0-0	DNP	0-0-0
@ Illinois	6-37-0	1-(-1)-0	0-0-0	4-28-0	1-2-0	2-28-0	5-48-0	0-0-0
Truman St.	1-12-0	0-0-0	1-24-0	1-3-0	DNP	2-9-0	1-9-0	0-0-0
@ E. Illinois	4-68-0	0-0-0	0-0-0	2-16-0	DNP	0-0-0	2-43-0	0-0-0
Fla. Atlantic	0-0-0	2-2-0	0-0-0	2-0-0	DNP	1-21-0	2-14-0	DNP

N. Iowa
 @ S. Illinois
 Western Ky.
 @ Y'town St.
 W. Illinois
 @ SMS
 Indiana St.

Defense (Tackles-Sacks-Int.)

Opponent	Blough	Campbell	Chrestman	Dailey	Gilot	Govan	Grigsby	Harris	Hartman	Heffernan	Kirkland	Kittrell	Larrick
Drake	1-0-0	4-0-0	2-0-0	10-0-0	12-1-0	3-0-0	11-0-0	2-0-0	1-0-0	1-0-0	1-0-0	2-0-0	5-0-0
@ Illinois	1-0-0	2-0-0	4-0-0	2-0-0	9-0-0	1-0-0	21-0-0	0-0-0	0-0-0	1-0-0	0-0-0	1-0-0	8-0-0
Truman St.	1-0-0	1-0-0	5-0-0	INJ.	7-0-0	1-0-0	9-1-0	1-0-0	3-0-0	INJ	1-0-0	4-0-0	3-0-0
@ E. Illinois	1-0-0	0-0-0	2-0-0	6-1-0	9-0-0	7-0-0	11-1-0	1-0-0	0-0-0	INJ	0-0-0	0-0-0	6-0-0
Fla. Atlantic	2-0-0	0-0-0	10-1-0	6-0-0	11-0-0	1-0-0	17-0-0	DNP	0-0-0	0-0-0	1-0-0	0-0-0	2-0-0

N. Iowa
 @ S. Illinois
 Western Ky.
 @ Y'town St.
 W. Illinois
 @ SMS
 Indiana St.

Opponent	Martindale	Oliver	Papoccia	Robinson	Rolle	Siskowic	Splant	Temple	Terrazas	Thorne	Yeargin
Drake	6-1-0	3-0-0	6-0-0	5-0-0	2-0-0	4-0-0	5-0-0	3-0-0	2-0-0	1-0-0	1-0-0
@ Illinois	4-0-0	3-0-0	8-0-1	5-0-0	5-0-0	3-0-0	3-0-0	3-0-0	2-0-0	2-0-0	2-0-0
Truman St.	0-0-0	3-0-0	3-1-0	1-0-0	4-0-0	3-0-0	9-0-0	6-0-0	0-0-0	1-0-0	2-0-1
@ E. Illinois	2-1-0	5-0-1	5-1-0	6-3-0	1-1-0	0-0-0	1-0-0	0-0-0	0-0-0	2-0-0	4-0-0
Fla. Atlantic	3-0-0	6-0-0	0-0-0	5-1-0	9-0-0	1-0-0	1-0-0	0-0-0	1-0-0	INJ	3-0-0

N. Iowa
 @ S. Illinois
 Western Ky.
 @ Y'town St.
 W. Illinois
 @ SMS
 Indiana St.

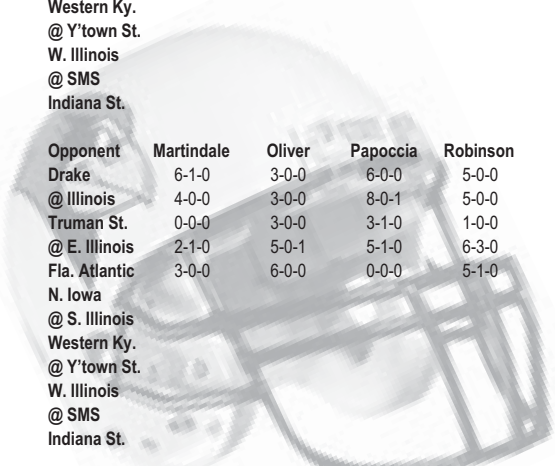
KICKOFFOLOGY

Kickoffs	25
Touchbacks	8
Returns	13
Out of Bounds	0
Fair Catch/Downed	1
Onside Kick	2
Average Starting Position	23.5

POINTS OFF TURNOVERS

Opponent	ISU's Scoring off TOs
Drake	14 (2 TDs)
@ Illinois	3 (1 FG)
Truman St.	14 (2 TDs)
@ E. Illinois	0
Fla. Atlantic	7 (1 TD)
N. Iowa	
@ S. Illinois	
Western Ky.	
@ Y'town St.	
W. Illinois	
@ SMS	
Indiana St.	
Total	38 (5 TDs, 1 FG)

Opponent	Scoring off TOs
Drake	0
@ Illinois	7 (1 TD)
Truman St.	0
@ E. Illinois	7 (1 TD)
Fla. Atlantic	7 (1 TD)
N. Iowa	
@ S. Illinois	
Western Ky.	
@ Y'town St.	
W. Illinois	
@ SMS	
Indiana St.	
Total	21 (3 TDs)

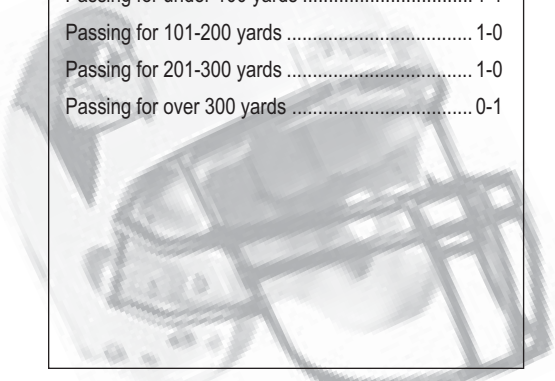


ILLINOIS STATE'S RECORD WHEN ...

Home	2-1
Road	1-1
Gateway	0-0
Grass	0-0
Turf	3-2
Day	1-2
Night.....	2-0
Score first.....	1-1
Opponent scores first.....	2-1
Leading after first quarter.....	2-0
Tied after first quarter.....	0-1
Trailing after first quarter.....	1-1
Leading at halftime.....	2-0
Tied at halftime.....	0-0
Trailing at halftime.....	1-2
Leading after third quarter.....	2-0
Tied after third quarter.....	0-0
Trailing after third quarter.....	1-2
Scoring 10 or less points.....	0-1
Scoring 11-20 points.....	0-0
Scoring 21-30 points.....	2-1
Scoring 31-40 points.....	0-0
Scoring 41 or more points.....	1-0
Allowing 10 or less points.....	1-0
Allowing 11-20 points.....	2-0
Allowing 21-30 points.....	0-1
Allowing 31-40 points.....	0-0
Allowing 41 or more points.....	0-1
Having less turnovers.....	2-0
Having more turnovers.....	0-1
Same number of turnovers.....	1-1
Scoring a defensive touchdown.....	0-0
Allowing a defensive touchdown.....	1-0
Scoring a special team touchdown.....	0-0
Allowing a special team touchdown.....	0-1
Rushing for under 100 yards.....	0-0
Rushing for 101-200 yards.....	0-1
Rushing for 201-300 yards.....	2-1
Rushing for over 300 yards.....	1-0
Passing for under 100 yards.....	1-1
Passing for 101-200 yards.....	1-0
Passing for 201-300 yards.....	1-0
Passing for over 300 yards.....	0-1

ILLINOIS STATE SCORING PLAYS/DRIVES

Qtr.	Opponent	Time	Scoring Play	Conversion	Plays-Yds.	TOP	Score
1	Drake	4:20	Johnson 17-yard run	Carroll kick	5-67	1:58	6-7
2	Drake	4:44	Edwards 15-yard run	Carroll kick	11-65	5:23	14-6
2	Drake	:44	Carroll 48-yard field goal		8-35	2:28	17-6
3	Drake	12:10	Edwards 31-yard run	Carroll kick	2-37	:36	24-6
4	Drake	10:16	Carroll 22-yard field goal		4-5	1:17	27-6
2	Illinois	7:35	Carroll 27-yard field goal		14-59	6:53	3-21
3	Illinois	7:28	Smith 10-yard pass from Souza	Carroll kick	13-78	5:26	10-31
3	Illinois	5:38	Carroll 28-yard field goal		5-32	1:50	13-31
3	Illinois	1:13	Smith 74-yard pass from Souza	Pass failed	4-80	2:00	19-38
4	Illinois	0:00	Carroll 28-yard field goal		12-58	1:58	22-49
1	Truman State	12:00	Johnson 1-yard run	Carroll kick	5-21	2:18	7-0
1	Truman State	5:00	Robinson 22-yard pass Souza	Carroll kick	4-27	2:22	14-0
1	Truman State	:50	Johnson 49-yard run	Carroll kick	5-77	1:49	21-0
2	Truman State	13:26	Edwards 5-yard run	Carroll kick	4-41	1:28	28-0
2	Truman State	8:11	Davis 1-yard run	Carroll kick	9-36	3:45	35-0
2	Truman State	1:00	Johnson 3-yard run	Carroll kick	11-80	4:30	42-0
3	Truman State	2:39	Newby 10-yard run	Carroll kick	4-20	1:37	49-0
1	Eastern Illinois	9:01	Carroll 44-yard field goal		8-38	3:12	3-7
1	Eastern Illinois	:51	Carroll 47-yard field goal		11-55	4:58	6-14
2	Eastern Illinois	6:02	Massengale 24-yard pass from Souza	Rush failed	10-89	3:00	12-14
4	Eastern Illinois	9:49	Team safety				14-14
4	Eastern Illinois	8:25	Johnson 49-yard run	Carroll kick	3-58	1:18	21-14
2	Florida Atlantic	9:31	Robinson 21-yard pass from Souza	Carroll kick	7-66	2:34	7-0
2	Florida Atlantic	:06	Carroll 47-yard field goal		14-60	2:20	10-14



OPPONENT SCORING PLAYS/DRIVES

Qtr.	Opponent	Time	Scoring Play	Conversion	Play-Yds.	TOP	Score
1	Drake	6:26	Taylor 1-yard run	kick failed	3-69	1:07	0-6
4	Drake	2:48	Moroni 17-yard pass from Jostes	McGlade kick	8-85	2:32	13-27
1	Illinois	7:23	Kornfeld 32-yard pass from Beutjer	Gockman kick	4-63	1:47	0-7
1	Illinois	4:28	Hayden 41-yard pass from Beutjer	Gockman kick	5-58	1:43	0-14
1	Illinois	2:03	Hurst 30-yard pass from Beutjer	Gockman kick	3-41	1:11	0-21
2	Illinois	1:18	Gockman 40-yard field goal		15-63	6:17	3-24
2	Illinois	0:00	Williams 66-yard blocked FG	Gockman kick			3-31
3	Illinois	3:13	Virgil 35-yard run	Gockman kick	5-65	2:25	13-38
4	Illinois	10:06	Haywood 4-yard pass from Beutjer	Hayden pass	8-59	3:53	19-46
4	Illinois	1:58	Gockman 28-yard field goal		12-78	5:33	19-49
4	Truman State	5:25	Eads 11-yard run	Kramphoefner kick	9-60	3:10	6-49
1	Eastern Illinois	12:20	Miller 32-yard interception return	Kuehn kick			0-7
1	Eastern Illinois	6:00	Voss 35-yard pass from Vincent	Kuehn kick	6-80	3:01	3-14
2	Florida Atlantic	6:21	Crissinger-Hill 67-yard pass from Allen	Myers kick	2-69	0:51	7-7
2	Florida Atlantic	2:34	Crissinger-Hill 9-yard pass from Allen	Myers kick	6-51	2:37	7-14
3	Florida Atlantic	6:03	Jackson 9-yard run	Myers kick	4-36	1:29	10-21
4	Florida Atlantic	14:37	Sanchez 21-yard run	Myers kick	6-59	1:02	10-28

RANKING THE REDBIRDS NATIONALLY

Team Statistics

Rushing Offense	10	258.80
Passing Offense	73	177.00
Total Offense	14	435.80
Scoring Offense	48	25.80
Rushing Defense	21	102.80
Pass Efficiency Defense	67	118.61
Total Defense	28	294.80
Scoring Defense	51	22.00
Net Punting	14	37.63
Punt Returns	72	8.00
Kickoff Returns	47	21.41
Turnover Margin	49	+40
Pass Defense	67	192.00
Passing Efficiency	93	98.70

Individual Statistics in the Top 30

Mike Souza – Total Offense	29	223.00
Stephen Carroll-Field Goals	6	1.60

GFC PLAYERS OF THE WEEK

Offense

Dwayne Smith	9/7
Demetrus Johnson	9/14
Mike Stegeman	9/21

FOOTBALL GAZETTE PLAYERS OF THE WEEK

Offense

Dwayne Smith	9/8
--------------	-----

PRONUNCIATION KEY

Ramon Barber	Ra-MON
Mike Blough	rhymes with Plow
Brian Busser	BUS-er
Nial Campbell	NILE
Cerone Colvin	suh-ROAN COHL-vin
J.P. Dundas	DONE-dus
Sha-Ron Edwards	sha-RON
Alex Filin	FILL-in
Evan Allen-Gessesse	ga-SES-a
Gean Gilot	gene guh-LOT
Pete Holak	HOLE-ak
LaMonte Jones	la-MONT-aye
Kevin Kreger	CREE-ger
Joe Pantoja	pan-TOY-yuh
Andrew Papoccia	puh-POE-see
Matt Pezdek	PEZ-deck
Adam Redenius	ruh-DEEN-yus
Laurént Robinson	Lar-AUNT
Nick Rohrer	ROAR-er
William Rolle	ROLL
Cameron Siskowic	SIS-co-wick
Mike Souza	SUE-za
Steve Statz	STAHTZ
Mike Stegeman	STEG-eh-man
Jesus Terrazas	ter-RAH-zus
Ryan Thorne	THORN
Shawn Wiza	WIZ-ah
Sesamir Yearby	SEZ-meer
Sam Yeargin	YEER-gun



THE REDBIRD RECORD BOOK**ISU Career Rushing Yards by a QB**

1. Adrian Wilson (1988-92)	725
3. Kevin Glenn (1997-00)	561
- Mike Souza (2002-)	485

ISU Career Passing Yards

1. Kevin Glenn (1997-00)	8,251
11. Butch Monaghan (1976-79)	2,436
12. Mike Souza (2002-)	2,258

ISU Career Passing TDs

1. Kevin Glenn (1997-00)	62
8. Adrian Wilson (1988-92)	17
- Mike Souza (2002-)	13

ISU Career Receptions

1. Rickey Garrett (1996-99)	177
10. Clarence Miller (1987-91)	81
Jim Fitzpatrick (1977-80)	81
- Dwayne Smith (2002-)	65

ISU Career Receiving Yards

1. Rickey Garrett (1996-99)	2,719
10. Kevin Dixson (1993-94)	1,012
- Dwayne Smith (2002-)	851

ISU Career TD Receptions

1. Rickey Garrett (1996-99)	22
8. Four players with	7
- Dwayne Smith (2002-)	5

ISU Career Total Yards (Net)

1. Kevin Glenn (1997-00)	8,812
10. Ron Bell (1970-72)	2,830
11. Mike Souza (2002-)	2,743

ISU Career Tackles

1. Galen Scott (1997-00)	579
5. Tony Jones (1988-91)	343
6. Boomer Grigsby (2001-)	341
10. Tim Angsten (1995-97, 1999)	320
- Andrew Papoccia (2000-)	218

ISU Career Sacks

1. John Kropke (1984-87)	25
6. Ray Robinson (2000-)	15
Eric Johnson (1994-96)	15
8. Andrew Papoccia (2000-)	14.5
10. Scott Underwood (1986-89)	13.5
Brian Gant (1983-86)	13.5
- Boomer Grigsby (2001-)	9.5

ISU Career Tackles for Loss

1. John Kropke (1984-87)	54
5. Brian Gant (1983-86)	36
6. Andrew Papoccia (2000-)	30
7. Wilbert Brown (1988-91)	29
8. Boomer Grigsby (2001-)	28
Scott Underwood (1986-89)	28
10. Darren Neputy (1987-90)	27
- Ray Robinson (2000-)	25

ISU Career Field Goals

1. Todd Kurz (1993-96)	59
4. Jake Strader (1997-00)	32
Bruce Hoefmagel (1972-75)	32
- Stephen Carroll (2001-)	31

ISU Career PATs

1. Jake Strader (1997-00)	141
5. Issac Camargo (1978-81)	74
6. Stephen Carroll (2001-)	71

ISU Consecutive PATs Made

1. Paul Politi (1983-86)	85
2. Stephen Carroll (2001-)	62

THE SPORTS NETWORK/CSTV POLL

Team (first place votes)	Pts.	Prv. Rank
1. McNeese State (76)	2,600	1
2. Western Illinois (13)*	2,496	2
3. Villanova (12)	2,399	5
4. Delaware (1)	2,161	7
5. Bethune-Cookman (1)	2,104	6
6. Western Kentucky (2)*	2,098	3
7. Furman (1)	2,036	8
8. Montana	1,946	9
9. Massachusetts	1,739	10
10. Northeastern	1,673	4
11. Southern Illinois*	1,482	13
12. Wofford	1,342	15
13. Georgia Southern	1,175	16
14. Fordham	1,029	17
15. Pennsylvania	940	21
16. Northern Iowa*	919	NR
17. Northern Arizona	887	25
18. Grambling State	872	18
19. Colgate	800	22
20. Cal-Poly	523	14
21. Northwestern State	520	11
22. Southern	465	NR
23. Maine	383	24
24. Lehigh	328	19
25. Idaho State	274	12

*Gateway Football Conference member
Future Illinois State opponent

ESPN/USA TODAY POLL

Team (first place votes)	Pts.	Prv. Rank
1. McNeese State (36)	1,156	1
2. Western Illinois (4)*	1,110	2
3. Villanova (4)	1,074	5
4. Delaware	961	6
5. Western Kentucky (2)*	947	3
6. Furman (1)	906	8
7. Bethune-Cookman	904	7
8. Montana	827	9
Massachusetts	827	10
10. Northeastern	735	4
11. Southern Illinois*	666	13
12. Wofford	583	14
13. Georgia Southern (19)	537	16
14. Fordham	427	18
15. Northern Iowa	404	NR
16. Grambling State	399	17
17. Pennsylvania	376	22
18. Northern Arizona	363	25
19. Colgate	353	21
20. Cal Poly	250	15
21. Southern	235	NR
22. Northwestern State	190	11
23. Maine	178	23
24. Lehigh	136	19
25. Idaho State	131	12

*Gateway Football Conference member
Future Illinois State opponent

REDBIRDS IN THE POLLS

	TSN/CSTV	USA Today/ESPN
Pre-season	32	32
Week 1	30	N/A
Week 2	37	45
Week 3	33	38
Week 4	23	24
Week 5	33	

THE LAST TIME ILLINOIS STATE ...

Had Two 100-Yard Rushers: Willie Watts (145) and Walter James (109) vs. West Virginia Tech, 8/31/00

Had a 70-Yard Run: 77, Willie Watts vs. Northern Iowa, 10/27/01

Had a 70-Yard Pass Completion: 74, Mike Souza to Dwayne Smith at Illinois, 9/6/03

Had a 200-Yard Rusher: 210, Quincy Washington vs. Quincy, 9/7/02

Had a 300-Yard Passer: 385, Mike Souza at Illinois, 9/6/03

Had a Player with 300 Yards Total Offense: 456, Mike Souza at Illinois, 9/6/03

Had a Player with 10 Receptions: 14, Dwayne Smith at Illinois, 9/6/03

Had a Player with 100 Yards Receiving: 243, Dwayne Smith at Illinois, 9/6/03

Had a Player Score 3 TDs: 3, Demetrus Johnson vs. Truman State, 9/13/03

Had a Player Pass for 3 TDs: 3, Michael Souza at Northern Iowa, 10/26/02

Had a Player Rush for 3 TDs: 3, Demetrus Johnson vs. Truman State, 9/13/03

Had a Player Kick 3 FGs: Stephen Carroll vs. SMS, 10/5/02

Had a Player Kick a 50-Yard FG: 56, Stephen Carroll vs. Youngstown State, 11/9/02

Had an Interception Returned for a TD: Scott Cook (12 yards) vs. Prairie View A&M, 10/21/00

Had a Fumble Return for a TD: David Bull (6 yards) vs. SMS, 11/18/00

Had a Kickoff Return for a TD: Aveion Cason (100 yards) vs. Western Illinois, 11/6/99

Had a Punt Return for a TD: Warren Calhoun (62 yards) vs. SMS, 9/6/86

Had a Player Return a Blocked FG for a TD: Armando Andrade (85 yards) vs. West Virginia Tech, 8/31/00

Had a Player Return a Blocked Punt for a TD: Justin Frierson (28 yards) vs. Prairie View A&M, 10/21/00

Had a Player with 20 Tackles: 23, Boomer Grigsby vs. Southern Illinois, 10/19/02

Had 400 Yards Rushing: 405 vs. Youngstown State, 11/14/98

Had 300 Yards Rushing: 390 vs. Truman State, 9/13/03

Had 400 Yards Passing: 406 vs. Truman State, 9/2/99

Had 300 Yards Passing: 385, at Illinois, 9/6/03

Had 500 Yards Total Offense: 544 vs. Truman State, 9/13/03

Had 30 First Downs: 31 vs. Quincy, 9/7/02

Had 50 Points: 55 vs. Quincy, 9/7/02

Had 5 Fumbles Lost: 5 vs. Western Michigan, 9/17/88

Had Scored a Safety: at Eastern Illinois (blocked punt), 9/20/03

Shut out an Opponent: Illinois State 64, Prairie View A&M 0, 10/21/00

Was Shut Out: Western Kentucky 9, Illinois State 0, 11/2/02

Held an Opponent Below 200 Total Yards: 184, SMS, 11/18/00

Held an Opponent Below 100 Yards Rushing: 76 vs. Florida Atlantic, 9/27/03

Held an Opponent Below 50 Yards Rushing: 41, West Virginia Tech, 8/31/00

Held an Opponent Below 100 Yards Passing: 77, at Western Kentucky, 11/2/02

Held an Opponent Below 50 Yards Passing: 24, Quincy, 9/7/02

Illinois State in the Redzone

Opponent	Times	Times	Total	Rush	Pass	Total	FGs	FGA	-Failed to score inside 20-					Game
	in 20	Scored	Pts.	TDs	TDs	TDs	Made		Downs	Int	Fum	Half		
Drake	3	3	17	2	0	2	1	0	0	0	0	0	0	0
@ Illinois	5	4	16	1	0	1	3	0	0	0	1	0	0	0
Truman St.	7	6	42	5	1	6	0	0	0	0	0	1	0	0
@ E. Illinois	0	0	0	0	0	0	0	0	0	0	0	0	0	0
Fla. Atlantic	1	0	0	0	0	0	0	1	0	0	0	0	0	0
N. Iowa														
@ S. Illinois														
Western Ky.														
@ Y'twon St.														
W. Illinois														
@ SMS														
Indiana St.														
Totals (81.2%)	16	13	75	7	2	9	4	1	0	0	1	1	0	0

Opponents in the Redzone

Opponent	Times	Times	Total	Rush	Pass	Total	FGs	FGA	-Failed to score inside 20-					Game
	in 20	Scored	Pts.	TDs	TDs	TDs	Made		Downs	Int	Fum	Half		
Drake	3	2	13	1	1	2	0	0	1	0	0	0	0	0
@ Illinois	2	2	11	1	0	1	1	0	0	0	0	0	0	0
Truman St.	1	1	6	1	0	1	0	0	0	0	0	0	0	0
@ E. Illinois	0	0	0	0	0	0	0	0	0	0	0	0	0	0
Fla. Atlantic	3	2	14	1	1	2	0	0	0	0	0	1	0	0
N. Iowa														
@ S. Illinois														
Western Ky.														
@ Y'twon St.														
W. Illinois														
@ SMS														
Indiana St.														
Totals (77.8%)	9	7	44	3	3	6	0	0	1	0	0	1	0	0

Game-by-Game (ISU/Opponent)

Opponent	Score	1st Downs	Rushing	Passing	Pass Yards	Plays	Total Yds	Ret Yds	Pen Yds	TOs
Drake	27-13	15/14	46-282/33-61	9-18-1/19-37-0	53/247	64/70	335/308	71/40	70/44	1/2
@ Illinois	22-49	27/23	29-133/41-254	33-56-0/16-24-1	385/207	85/65	511/461	154/29	70/50	2/1
Truman St.	49-6	26/12	61-390/23-51	12-19-0/15-36-1	132/141	80/59	522/192	63/156	122/25	0/2
@ E. Illinois	21-14	23/16	48-267/33-72	15-35-1/13-28-1	215/139	83/61	482/211	108/76	180/85	1/1
Fla. Atlantic	10-28	18/16	46-229/41-76	13-39-2/15-26-0	100/226	85/67	329/302	69/86	112/110	2/2
N. Iowa										
@ S. Illinois										
Western Ky.										
@ Y'twon St.										
W. Illinois										
@ SMS										
Indiana St.										
Totals	129-110	109/81	230-1294/171-514	82-167-4/78-151-3	885/960	397/322	2179/1474	465/387	554/314	6/8

3rd-Down Conversions (ISU/Opponent)

Opponent	Score	Overall	1st Qtr	2nd Qtr	3rd Qtr	4th Qtr	OT
Drake	27-13	4-14/4-18	0-2/1-4	3-5/0-4	0-3/2-6	1-4/1-4	0-0/0-0
@ Illinois	22-49	7-17/7-12	1-4/2-3	2-4/2-3	2-4/1-3	2-5/2-3	0-0/0-0
Truman St.	49-6	12-16/3-15	2-3/1-5	4-4/0-3	3-5/2-4	3-4/0-3	0-0/0-0
@ E. Illinois	21-14	8-17/4-13	1-4/1-2	3-5/1-4	2-4/1-4	2-4/1-4	0-0/0-0
Fla. Atlantic	10-28	4-18/6-15	0-4/0-3	4-7/1-3	0-5/1-4	0-2/4-5	0-0/0-0
N. Iowa							
@ S. Illinois							
Western Ky.							
@ Y'twon St.							
W. Illinois							
@ SMS							
Indiana St.							
Totals	129-110	35-82/24-73	4-17/5-17	15-25/4-17	7-21/7-21	8-19/8-19	0-0/0-0

4th-Down Conversions (ISU/Opponent)

Opponent	Score	Overall	1st Qtr	2nd Qtr	3rd Qtr	4th Qtr	OT
Drake	27-13	0-0/1-3	0-0/0-1	0-0/0-1	0-0/0-0	0-0/1-1	0-0/0-0
@ Illinois	22-49	3-3/0-0	0-0/0-0	1-1/0-0	1-1/0-0	1-1/0-0	0-0/0-0
Truman St.	49-6	0-0/2-2	0-0/0-0	0-0/0-0	0-0/0-0	0-0/2-2	0-0/0-0
@ E. Illinois	21-14	0-1/0-1	0-0/0-0	0-1/0-0	0-0/0-0	0-0/0-1	0-0/0-0
Fla. Atlantic	10-28	1-3/0-0	0-0/0-0	1-1/0-0	0-1/0-0	0-1/0-0	0-0/0-0
N. Iowa							
@ S. Illinois							
Western Ky.							
@ Y'twon St.							
W. Illinois							
@ SMS							
Indiana St.							
Totals	129-110	4-7/3-6	0-0/0-1	2-3/0-1	1-2/0-0	1-2/3-4	0-0/0-0

ILLINOIS STATE STARTER NOTES

REDBIRD OFFENSE

LT	51 Mike Stegeman (So.-1L • 6-5 • 285 • Chatham, Ill.)	Started every game since his redshirt season; named GFC Lineman of the Week after EIU.
LG	64 Stafford Davis (So.-1L • 6-1 • 280 • Orange Park, Fla.)	<i>Football Gazette</i> Preseason 2nd Team All-American; started every game after redshirting his first year.
C	61 Jeremy Melville (Jr.-2L • 6-4 • 266 • Wisconsin Rapids, Wis.)	Preseason Gateway Honorable Mention selection; most experienced lineman on the squad.
RG	69 Jim Ferguson (Sr.-2L • 6-3 • 267 • Morton, Ill.)	One of five Redbird captains; GFC Offensive Lineman of the Week selection last season (10/26).
RT	62 Matt Pezdek (Jr.-1L • 6-4 • 308 • Brookfield, Ill.)	Started the last two games at right tackle.
WR	80 Dwayne Smith (Sr.-1L • 6-3 • 194 • Rantoul, Ill.)	First in the Gateway in receptions per game (5.20) and receiving yards per game (76.2)
WR	9 Joe Walkins (Sr.-1L • 6-0 • 201 • Uniondale, N.Y.)	Slowed with a hamstring injury, but in three games has two catches for 34 yards.
TE	83 Steve Statz (Jr.-2L • 6-5 • 264 • Wisconsin Rapids, Wis.)	Started the last two games, but has yet to record a catch.
QB	5 Mike Souza (Sr.-1L • 6-0 • 177 • Royal Oaks, Calif.)	Limited to 100 yards passing against Florida Atlantic on 13-for-39 passing, but still rushed for 83 yards.
RB	20 Demetrus Johnson (Jr.-TR • 5-9 • 185 • Milwaukee, Wis.)	Ran for back-to-back 100-yard games with 159 at Eastern Illinois and 132 against Truman State.
FB	82 Kevin Kreger (So.-1L • 6-0 • 226 • Frankfort, Ill.)	Posted his first rush and catch of his career against Truman State.

REDBIRD DEFENSE

DE	92 Josh Chrestman (Jr.-TR • 6-4 • 255 • Sandwich, Ill.)	Posted 10 tackles, two TFLs and a sack in his first ISU start against Florida Atlantic.
DT	98 Mike Blough (So.-1L • 6-5 • 224 • Leonard, Mich.)	Moved to the interior with the injury to Ryan Thorne.
DT	73 Justin Martindale (Fr.-RS • 6-3 • 260 • Wadsworth, Ill.)	Has a pair of sacks and four quarterback hurries.
DE	97 Ray Robinson (Sr.-3L • 6-2 • 230 • Trenton, N.J.)	Preseason All-GFC First Team selection; leads the team with four sacks.
WHIP	36 William Rolle (So.-1L • 5-10 • 191 • Immokolee, Fla.)	Slated for his first career start due to Papoccia's abdominal strain.
ILB	42 Gean Gilot (Sr.-2L • 6-0 • 202 • Immokolee, Fla.)	Returned to starting line-up after ACL tear at 2002 opener at Purdue; second on the team with 48 stops
ILB	46 Boomer Grigsby (Jr.-2L • 6-0 • 245 • Canton, Ill.)	Reigning NCAA tackle leader; leads the team with 69 tackles, 36 solos, and nine TFLs.
ROVER	4 Cavari Dailey (Fr.-RS • 6-1 • 203 • Plantation, Fla.)	Third on the team in tackles with 24, including eight TFLs.
RC	1 Sam Yeargin (Jr.-2L • 5-11 • 175 • Lauderdale, Fla.)	Started the last three games and had his second career pick vs. Truman.
LC	2 Antwan Oliver (Jr.-TR • 5-10 • 168 • Ft. Lauderdale, Fla.)	Leads the secondary with eight pass break-ups and got his first interception of the year at EIU.
FS	27 Tyler Larick (Jr.-TR • 6-1 • 201 • Chualar, Calif.)	Tied for third on the team in tackles with 24, including 13 solos.

REDBIRD DEFENSE

PK	99 Stephen Carroll (Jr.-2L • 5-11 • 180 • O'Fallon, Ill.)	Kicked 62 straight PATs and is 8-for-11 on field goals; sixth nationally in FG per game.
P	14 Ryan Hoffman (So.-1L • 6-2 • 186 • Stevens Point, Wis.)	In nine kicks this season, Hoffman is averaging 42.6 yards per punt with three inside the 20.
LS	33 J.P.Dundas (Jr.-1L • 6-0 • 214 • Lockport, Ill.)	Missed the first game due to shoulder injury, but has snapped ever since.
SS	60 Geoff Pearson (Jr.-Sq. • 6-2 • 275 • Naperville, Ill.)	Back-up center that is in his first year as the short snapper.
HD	16 Brian Busser (So.-Sq. • 6-1 • 184 • Stillman Valley, Ill.)	Former quarterback turned wide receiver, but is still listed as the third QB on the depth chart
KR	9 Joe Walkins (Sr.-1L • 6-0 • 201 • Uniondale, N.Y.)	Has returned six kicks for an average of 24.0 yards per game.
PR	9 Joe Walkins (Sr.-1L • 6-0 • 201 • Uniondale, N.Y.)	Averaging 4.2 yards per return on his four punts.

ILLINOIS STATE ALPHABETICAL ROSTER

No.	Name	Pos.	Ht.	Wt.	Yr.
24	Evan Allen-Gessesse	DB	5-11	185	Jr.-TR
78	Kory Andersen	OL	6-2	267	Fr.-RS
41	Victor Arlis	RB	6-1	215	Fr.-RS
13	Ramon Barber	WR	6-0	188	So.-1L
98	Mike Blough	DE	6-5	224	So.-1L
38	Tristan Borzick	FB	6-0	220	Fr.-HS
10	John Braddock	QB	6-2	195	Fr.-HS
34	LaShawn Bullock	RB	5-7	166	Fr.-RS
16	Brian Busser	WR	6-1	184	So.-Sq.
29	Jesse Caesar	DB	6-0	170	Fr.-HS
44	Niall Campbell	LB	6-2	226	Fr.-RS
99	Stephen Carroll	K	5-11	180	Jr.-2L
92	Josh Chrestman	DL	6-4	255	Jr.-TR
21	Cerone Colvin	DB	5-9	181	Sr.-3L
50	Montel Conner	DE	6-2	228	So.-Sq.
58	Ross Crampton	LB	6-2	212	Fr.-HS
4	Cavari Dailey	DB	6-1	203	Fr.-TR
64	Stafford Davis	OL	6-1	280	So.-1L
19	Jonathan Deloach	WR	6-2	185	Fr.-HS
75	Janiah Downing	OL	6-3	310	Fr.-RS
33	J.P. Dundas	RB	6-0	214	Jr.-1L
31	Sha-Ron Edwards	RB	6-0	201	Sr.-1L
69	Jim Ferguson	OL	6-3	267	Sr.-2L
3	Alex Filin	FB	6-4	214	Fr.-RS
42	Gean Gilot	LB	6-0	202	Sr.-2L
56	Darius Givens	LB	6-1	190	Fr.-HS
23	Chris Govan	DB	6-0	187	So.-1L
46	Boomer Grigsby	LB	6-0	245	Jr.-2L
47	Steve Harris	DB	6-0	185	Fr.-TR
74	Barry Hartman	DL	6-5	270	Fr.-HS
76	Michael Heffernan	DL	6-1	337	Fr.-RS
7	Kyle Hill	WR	5-11	180	Fr.-HS
14	Ryan Hoffman	P/K	6-2	186	So.-1L
26	Pete Holak	DB	5-10	195	Sr.-Sq.
93	Horrace Holloway	DL	6-1	295	Fr.-HS
86	Jason Horton	WR	6-0	170	Fr.-HS
71	Jeff Huntzinger	OL	6-3	275	Fr.-HS
17	Cedric Jackson	DB	5-11	188	Sr.-2L
20	Demetrus Johnson	RB	5-9	185	Jr.-TR
91	Nate Johnson	DL	6-3	222	Fr.-HS
85	LaMonte Jones	WR	5-11	178	Sr.-1L
84	Clint Keller	TE	6-3	235	Fr.-HS
96	Anthony Kirkland	DL	6-2	245	Fr.-HS
25	Leon Kittrell	DB	5-9	165	Fr.-RS
82	Kevin Kreger	TE	6-0	226	So.-1L
27	Tyler Larick	DB	6-1	201	Jr.-TR
89	Mike Larson	TE	6-4	235	Jr.-1L
39	Harry Lattimore	RB	6-0	247	Sr.-1L
79	Jonathan Lyon	OL	6-8	265	Fr.-HS
73	Justin Martindale	DL	6-3	260	Fr.-RS
49	Troy Maskel	K/P	6-3	247	So.-1L
88	Avery Massengale	WR	6-4	225	Jr.-TR
61	Jeremy Melville	OL	6-4	266	Jr.-2L
30	Dave Mordis	TE	6-3	225	Fr.-HS
32	Earl Newby	RB	6-0	215	Fr.-HS
2	Antwan Oliver	DB	5-10	168	Jr.-TR
77	Joe Pantoja	OL	6-2	269	Jr.-1L
12	Andrew Papoccia	LB	5-11	191	Sr.-3L
60	Geoff Pearson	OL	6-2	275	Jr.-Sq.
53	Ryan Peterson	OL	6-4	292	Fr.-HS
63	Matt Pezdek	OL	6-4	308	Jr.-1L
45	Adam Redenius	LB	5-11	215	Jr.-2L
22	Garry Roberts	LB	6-2	185	Fr.-HS
81	Laurént Robinson	WR	6-2	165	Fr.-HS
97	Ray Robinson	DE	6-2	230	Sr.-3L
95	Nick Rohrer	DT	6-0	290	So.-1L
36	William Rolle	LB	5-10	191	So.-1L
70	Matt Rowan	OL	6-6	260	Fr.-HS
57	Jim Sharfman	LS	6-1	235	Fr.-HS
90	Dan Simnick	DL	6-2	210	Fr.-HS
40	Cameron Siskowic	LB	6-2	230	Fr.-TR
80	Dwayne Smith	WR	6-3	194	Sr.-1L
5	Mike Souza	QB	6-0	177	Sr.-1L
54	Rick Splant	LB	6-2	210	Jr.-2L
83	Steve Statz	TE	6-5	264	Jr.-2L
51	Mike Stegeman	OL	6-5	285	So.-1L
6	Kye Stewart	LB	5-11	190	Fr.-HS
28	James Temple	DB	6-0	200	Fr.-RS
52	Jesus Terrazas	DL	6-2	265	Jr.-TR
94	Jarek Thomas	DL	6-3	260	Fr.-HS
65	Ryan Thorne	DL	6-2	237	Fr.-RS
18	Yance Vaughan	QB	6-3	204	Jr.-Sq.
48	Jared Villers	LB	6-2	215	Fr.-HS
1	Robbie Wages	QB	6-2	180	Fr.-HS
9	Joe Walkins	WR	5-9	177	Jr.-TR
55	Noah Washington	DL	6-4	334	Jr.-TR
67	Jake Weber	LS	6-2	225	Fr.-HS
43	Andre Whitehead	RB	5-10	221	Jr.-Sq.
66	Isaiah Wiggins	DL	6-3	260	Fr.-HS
62	Shawn Wiza	OL	6-7	293	So.-TR
37	Sesamir Yearby	LB	6-3	196	Jr.-1L
1	Sam Yeargin	DB	5-11	175	Jr.-2L

NUMERICAL ROSTER

No.	Name	No.	Name
1	Sam Yeargin	60	Geoff Pearson
2	Antwan Oliver	61	Jeremy Melville
3	Alex Filin	62	Shawn Wiza
4	Cavari Dailey	63	Matt Pezdek
5	Mike Souza	64	Stafford Davis
6	Kye Stewart	65	Ryan Thorne
7	Kyle Hill	66	Isaiah Wiggins
9	Joe Walkins	67	Jake Weber
10	John Braddock	69	Jim Ferguson
11	Robbie Wages	70	Matt Rowan
12	Andrew Papoccia	71	Jeff Huntzinger
13	Ramon Barber	73	Justin Martindale
14	Ryan Hoffman	74	Barry Hartman
16	Brian Busser	75	Janiah Downing
17	Cedric Jackson	76	Michael Heffernan
18	Yance Vaughan	77	Joe Pantoja
19	Jonathan Deloach	78	Kory Andersen
20	Demetrus Johnson	79	Jonathan Lyon
21	Cerone Colvin	80	Dwayne Smith
22	Garry Roberts	81	Laurént Robinson
23	Chris Govan	82	Kevin Kreger
24	Evan Allen-Gessesse	83	Steve Statz
25	Leon Kittrell	84	Clint Keller
26	Pete Holak	85	LaMonte Jones
27	Tyler Larick	86	Jason Horton
28	James Temple	88	Avery Massengale
29	Jesse Caesar	89	Mike Larson
30	Dave Mordis	90	Dan Simnick
31	Sha-Ron Edwards	91	Nate Johnson
32	Earl Newby	92	Josh Chrestman
33	J.P. Dundas	93	Horrace Holloway
34	LaShawn Bullock	94	Jarek Thomas
36	William Rolle	95	Nick Rohrer
37	Sesamir Yearby	96	Anthony Kirkland
38	Tristan Borzick	97	Ray Robinson
39	Harry Lattimore	98	Mike Blough
40	Cameron Siskowic	99	Stephen Carroll
41	Victor Arlis		
42	Gean Gilot		
43	Andre Whitehead		
44	Niall Campbell		
45	Adam Redenius		
46	Boomer Grigsby		
47	Steve Harris		
48	Jared Villers		
49	Troy Maskel		
50	Montel Conner		
51	Mike Stegeman		
52	Jesus Terrazas		
53	Ryan Peterson		
54	Rick Splant		
55	Noah Washington		
56	Darius Givens		
57	Jim Sharfman		
58	Ross Crampton		

**GAME 1 – HANCOCK STADIUM
ILLINOIS STATE 27, DRAKE 13**

Redbirds Top Drake in Season Opener

NORMAL, Ill.—The Illinois State football team needed a wake-up call during its season-opener against Drake Thursday evening. It took an early score by the Bulldogs to get the Redbirds fired-up in the 90-degree heat at Hancock Stadium as Illinois State pulled away to a 27-13 victory.

Drake got on the board early in the contest when Jonathan Taylor (24 carries, 50 yards) jumped over a pile of Redbird and Bulldog players to score the game's first touchdown. The extra point was wide right, but the touchdown put the Bulldogs up 6-0. It was the only lead Drake enjoyed.

Illinois State responded when Sha-Ron Edwards (16 carries, 152 yards, 2 TDs) got the ball rolling on a pair of first down runs, setting up a 17-yard touchdown run up the left sideline by Demetrus Johnson (20 carries, 82 yards, 1 TD), his first as a Redbird. Quarterback Mike Souza (8-of-16, 45 yards, 1 INT) and Edwards ran the option to perfection on the Redbirds' next series, as Edwards scored from 15 yards out, making the score 14-6.

A 48-yard field goal by Stephen Carroll put the Redbirds up 17-6 at halftime.

The ISU defense rose to the challenge on Drake's opening possession of the third quarter. Linebacker Cavari Dailey forced and recovered a fumble at the Drake 37-yard line, setting up a 31-yard touchdown run by Edwards, making the score 24-6. The touchdown run put Edwards over 100 yards rushing for the first time in his Redbird career.

The Redbird defense also held up well against the run, holding the Bulldogs to only 10 yards rushing on the game until late in the third quarter when Taylor broke free on a 41-yard run.

An 85-yard run touchdown run by Edwards was nullified early in the fourth quarter when the Redbirds were called for a clipping penalty. But the Redbirds made a break moments later when Tyler Larick recovered a fumbled punt at the Drake 10-yard line. Carroll followed with a 22-yard field goal to put Illinois State ahead 27-6.

Drake quarterback Connor Jostes connected with Shea Moroni on a 5-yard touchdown pass late for the game's final score.

Drake	6	0	0	7	-	13
Illinois State	7	10	7	3	-	27

- DU – Taylor 1-yard run (kick failed), 6:26, 1Q
- ISU – Johnson 17-yard run (Carroll kick), 4:20, 1Q
- ISU – Edwards 15-yard run (Carroll kick), 4:44, 2Q
- ISU – Carroll 48-yard field goal, :44, 2Q
- ISU – Edwards 31-yard run, 12:10, 3Q
- ISU – Carroll 22-yard field goal, 10:16, 4Q
- DU – Moroni 17-yard pass from Jostes (McGlade kick), 2:48, 4Q

	DU	ISU
First Downs	14	15
Rushing Attempts-Yards	33-61	46-282
Passing	19-37-0	9-18-1
Passing Yards	247	53
Total Offense	308	335
Fumbles-Lost	2-2	3-0
Penalties-Yards	5-44	8-70
Time of Possession	29:12	30:48

RUSHING: (DU) – Taylor 24-50, Jones 1-7, Love 1-5, Jostes 6-0, Ussin 1(-1). **(ISU)** – Edwards 16-152, Johnson 20-82, Souza 4-23, T. Davis 4-18, Newby 1-5, Vaughan 1-2.

PASSING: (DU) – Jostes 19-36-0-247, Horvath 0-1-0-0. **(ISU)** – Souza 8-16-1-45, Vaughan 1-2-0-8.

RECEIVING: (DU) – Jones 6-109, Moroni 4-40, Taylor 4-34, Putnam 2-50, Mickley 2-9, Mira 1-5. **(ISU)** – Barber 3-13, Smith 2-29, Artis 1-8, Robinson 1-7, Jones 1-0, Johnson 1(-4).

ATTENDANCE: 7,157.

**GAME 2 – MEMORIAL STADIUM
ILLINOIS 49, ILLINOIS STATE 22**

Redbirds Drop 49-22 Decision at Illinois

CHAMPAIGN, Ill.—Former Illinois receiver Dwayne Smith had a career game against his old team, breaking an Illinois State record with 14 receptions on the day, but the Illini took advantage of an early Redbird turnover, as Illinois came away with a 49-22 victory Saturday afternoon at Memorial Stadium.

Smith (14 catches, 243 yards, 2 touchdowns) broke the school record for receptions in a game, a mark previously held by Darnell Jones. Jones set the record against Western Illinois on November 8, 1997. Quarterback Mike Souza had a career day as well, setting new personal highs in completions (33), attempts (56) and yards (385).

Souza moved the ball with ease during the game's first series. He completed his first four passes, including a 30-yard rollout to Smith at the Illinois 30-yard line.

Ramon Barber and Smith were at the receiving end of Souza's next three completions, as the Redbirds advanced the ball to the Illinois 5 yard line. Souza fumbled four plays later however, and the Illini recovered the ball in the end zone.

After the teams traded possessions, Illinois got on the board with 7:23 left in the first quarter. Quarterback Jon Beutjer (16-of-23, 207 yards, 4 touchdowns) was pressured by Ryan Thorne, but rolled right and found a wide-open Mark Kornfeld for a 32 yard touchdown pass, putting the Illini on top 7-0.

Beutjer connected with Kelvin Hayden on the Illini's next series. His 41-yard touchdown reception put Illinois up 14-0.

Illinois continued to work the arm of Beutjer, this time on a 30-yard scoring strike to Lonnie Hurst, putting the Illini up by three touchdowns before the end of the first quarter.

The Illini started the second quarter with possession, but linebacker Andrew Papoccia intercepted a Beutjer pass intended for Ada Adeyemo at the Illinois State 30. The Redbirds then marched downfield on a 15 play, 63-yard drive, which resulted in a 27-yard field goal by Stephen Carroll.

Illinois State	0	3	16	3	-	22
Illinois	21	10	7	11	-	49

- ILL – Kornfeld 32-yard pass from Beutjer (Gockman kick), 7:23, 1Q
- ILL – Hayden 41-yard pass from Beutjer (Gockman kick), 4:28, 1Q
- ILL – Hurst 30-yard pass from Beutjer (Gockman kick), 2:03, 1Q
- ISU – Carroll 27-yard field goal, 7:35, 2Q
- ILL – Gockman 40-yard field goal, 1:18, 2Q
- ILL – Williams 66-yard blocked field goal (Gockman kick), :00, 2Q
- ISU – Smith 10-yard pass from Souza (Carroll kick), 7:28, 3Q
- ISU – Carroll 28-yard field goal, 5:38, 3Q
- ILL – Virgil 35-yard run (Gockman kick), 3:13, 3Q
- ISU – Smith 74-yard pass from Souza (pass failed), 1:13, 3Q
- ILL – Haywood 4-yard pass from Beutjer (Hayden pass), 10:06, 4Q
- ILL – Gockman 28-yard field goal, 1:58, 4Q
- ISU – Carroll 28-yard field goal, :00, 4Q

	ISU	ILL
First Downs	27	23
Rushing Attempts-Yards	29-126	41-254
Passing	33-56-0	16-24-1
Passing Yards	385	207
Total Offense	511	461
Fumbles-Lost	2-2	0-0
Penalties-Yards	6-70	5-50
Time of Possession	30:37	29:23

RUSHING: (ISU) – Souza 16-71, Johnson 8-38, Edwards 5-17; **(ILL)** – Virgil 9-84, Thomas 9-78, Halsey 20-73, Beutjer 2-14, Kornfeld 1-5.

PASSING: (ISU) – Souza 33-56-0-385; **(ILL)** – Beutjer 16-23-1-207, Brasic 0-1-0-0.

RECEIVING: (ISU) – Smith 14-243, Barber 6-37, Massengale 5-48, Johnson 4-28, Larson 2-28, Jones 1-2, Edwards 1(-1); **(ILL)** – Kornfeld 4-73, Haywood 3-20, Halsey 3-5, Hayden 2-53, Adeyemo 2-21, Hurst 1-30, Davis 1-5.

ATTENDANCE: 56,304.

**GAME 3 – HANCOCK STADIUM
ILLINOIS STATE 49, TRUMAN STATE 6**

Dominating First Half Carries 'Birds

NORMAL, Ill.—The Illinois State football team used a first half onslaught to overwhelm the visiting Truman State Bulldogs, eventually closing the campaign with a convincing 49-6 victory Saturday night in front of 7,339 at Hancock Stadium.

After the Redbirds deferred the opening kickoff to Truman State, Bulldog running back Jerard Levenson fumbled on the second play from scrimmage. Boomer Grigsby recovered the ball at the Truman State 22 yard line.

Five plays later, Demetrus Johnson scored his second touchdown of the season from 1 yard out, putting the Redbirds up 7-0 just three minutes into the game.

Later in the quarter the Redbirds got some excellent special teams play from Andrew Papoccia. Papoccia faked out two Truman State defenders and advanced the ball 29 yards on a punt return into Bulldog territory. A pair of Redbird penalties couldn't stop the momentum as quarterback Mike Souza rolled right and found freshman Laurént Robinson open in the end zone for his first career touchdown and a 14-0 lead.

The Redbirds caught a break on their next possession when it looked as if Johnson fumbled at mid-field. The referees awarded Truman State the ball, but reversed the call, saying Johnson's forward progress was down at the 50 yard line.

On the next play, Johnson scampered 49 yards along the right sideline for another Redbird touchdown and a 21-0 lead.

A Souza completion to Dwayne Smith and runs of 18 and 8 yards by Sha-Ron Edwards led to the Redbirds' fourth score of the game. Edwards fought his way up the middle before finding an opening to the end zone for his third touchdown of the season.

Illinois State continued their stellar play on special teams as Pete Holak blocked a Truman State punt and Sesamir Yearby recovered the ball at the Truman State 36-yard line.

The Bulldogs finally got on the board late in the fourth quarter when A.J. Eads took it in from 10 yards out. The extra point was blocked for the game's final score.

Truman State	0	0	0	6	-	6
Illinois State	21	21	7	0	-	49

- ISU – Johnson 1-yard run (Carroll kick), 12:00, 1Q
- ISU – Robinson 22-yard pass from Souza (Carroll kick), 5:00, 1Q
- ISU – Johnson 49-yard run (Carroll kick), :50, 1Q
- ISU – Edwards 5-yard run (Carroll kick), 13:26, 2Q
- ISU – Davis 1-yard run (Carroll kick), 8:11, 2Q
- ISU – Johnson 3-yard run (Carroll kick), 1:00, 2Q
- ISU – Newby 10-yard run (Carroll kick), 2:39, 3Q
- TSU – Eads 11-yard run (kick blocked), 5:25, 4Q


	TSU	ISU
First Downs	12	26
Rushing Attempts-Yards	23-51	61-390
Passing	15-36-1	12-19-0
Passing Yards	141	132
Total Offense	192	522
Fumbles-Lost	3-1	1-0
Penalties-Yards	4-25	13-122
Time of Possession	24:17	35:43

RUSHING: (TSU) – Levenson 14-34, Eads 5-16, Heinecke 2-8, Dupage 2(-7). **(ISU)** – Johnson 15-132, Edwards 19-93, Davis 12-58, Souza 4-39, Whitehead 5-37, Newby 2-15, Lattimore 3-15, Kreger 1-1.

PASSING: (TSU) – Czeschin 11-26-1-96, Dupage 4-10-0-45. **(ISU)** – Souza 8-11-0-109, Vaughan 4-8-0-23.

RECEIVING: (TSU) – Eads 4-16, Bonner 3-59, McCloskey 2-25, Walton 2(-6), Perry 1-18, Weber 1-17, Schuring 1-8, Levenson 1-4. **(ISU)** – Smith 3-43, Larson 2-9, Fiini 1-24, Robinson 1-22, Barber 1-12, Massengale 1-9, Kreger 1-5, Davis 1-5, Johnson 1-3.

ATTENDANCE: 7,339.



**GAME 4 – O'BRIEN STADIUM
ILLINOIS STATE 21, #18 E. ILLINOIS 14**

Fourth Quarter Heroics Lead 'Birds Over EIU

CHARLESTON, Ill. — Eastern Illinois led for three quarters during Saturday's game, but Illinois State, led by a fourth quarter safety and touchdown, and two defensive stops, pulled away down the stretch, winning the 91st meeting between the two teams 21-14 in front of 6,318 at O'Brien Stadium.

The win moved the Redbirds to 3-1, while Eastern Illinois dropped to 1-2.

The Redbird defense put pressure on Panther quarterback Andy Vincent from the get-go. After a first down run by Andre Raymond, the unit settled down as Ray Robinson picked up a sack and Mike Blough batted down a pass on third and long.

But things didn't go as well on the Redbirds' first offensive series. Quarterback Mike Souza (15-of-34, 215 yards, TD, INT) rolled right on the second play from scrimmage and threw a pass intended for Kevin Kreger. However, the ball ended up in the hands of Fred Miller who's 32-yard interception return for a touchdown resulted in an early 7-0 lead for Eastern Illinois.

Illinois State's next offensive series was much more successful than their last, but penalties stalled the 8-play, 38-yard drive, forcing the Redbirds to settle for a 44-yard Stephen Carroll field goal.

Raymond (22 carries, 110 yards) set the tone on the Panthers' third offensive series. The senior led a 6-play, 80-yard scoring drive, which ended with a 35-yard touchdown pass from Vincent to Ryan Voss who juggled the ball, but held on while crossing into the end zone, putting the Panthers up 14-3.

But an offensive pass interference call on a scoring strike to Joe Walkins (2 catches, 34 yards) from Souza negated a Redbird touchdown. A holding penalty put the Redbirds back even further. A Souza completion to Avery Massengale (2 catches, 43 yards) set up a 47-yard field goal by Carroll, making the score 14-6 late in the first quarter.

After a Redbird defensive stop, ISU scored when Eastern Illinois lined up to punt at its own 7. Cameron Siskowic broke through the line and blocked the punt. The ball rolled out of bounce in the end zone for a Redbird safety, tying the score at 14 apiece. The safety was the Redbirds' first since the 2000 season.

The 'Birds took the lead for the first time with 8:25 left in the game. Three plays into Illinois State's drive after the safety, Demetrus Johnson dashed 49 yards for a Redbird touchdown and a 21-14 lead.

Illinois State	6	6	0	9	-	21
Eastern Illinois	14	0	0	0	-	14

EIU – Miller 32-yard interception return (Kuehn kick), 12:20, 1Q
 ISU – Carroll 44-yard field goal, 9:01, 1Q
 EIU – Voss 35-yard pass from Vincent (Kuehn kick), 6:00, 1Q
 ISU – Carroll 47-yard field goal, :51, 1Q
 ISU – Massengale 24-yard pass from Souza (pass failed), 6:02, 2Q
 ISU – Team safety, 9:49, 4Q
 ISU – Johnson 49-yard run, 8:25, 4Q

	ISU	EIU
First Downs	23	16
Rushing Attempts-Yards	48-267	33-72
Passing	15-35-1	13-28-1
Passing Yards	215	139
Total Offense	482	211
Fumbles-Lost	0-0	2-0
Penalties-Yards	15-180	9-85
Time of Possession	29:41	30:19

RUSHING: (ISU) – Johnson 20-159, Bullock 8-48, Souza 13-45, Edwards 7-15. **(EIU)** – Raymond 22-110, Webb 3-12, Vincent 8-(-50).

PASSING: (ISU) – Souza 15-34-1-215, Busser 0-1-0-0. **(EIU)** – Vincent 11-24-1-128, Harris 2-4-0-11.

RECEIVING: (ISU) – Barber 4-68, Smith 4-50, Massengale 2-43, Walkins 2-34, Johnson 2-16, Robinson 1-4. **(EIU)** – Eller 3-20, Voss 2-47, Osborne 2-26, Mobley 2-23, Pettway 1-8, Benjamin 1-8, O'Neal 1-4, Hopson 1-3.

ATTENDANCE: 6,318.

**GAME 5 – HANCOCK STADIUM
FLA. ATLANTIC 28, #23 ILLINOIS ST. 10**

'Birds Wrap up Non-conference Slate with Loss

NORMAL, Ill. — Making their first appearance on the Illinois State campus, Florida Atlantic took advantage of a second half offensive surge to propel themselves to a 28-10 win over the Redbirds Saturday afternoon in front of 6,837 at Hancock Stadium.

Illinois State finished the non-conference part of their schedule with a 3-2 record, while Florida Atlantic, a Division I-AA Independent, moved to 3-2.

The Redbird defense picked up where they left off from a week ago as the unit did not allow a first down during their first two series.

Later in the first quarter, the defense continued their strong play as linebacker Gean Gilot recovered a Daveon Barron fumble at the ISU 44. The offense couldn't take advantage of the turnover however, and the score remained 0-0 after one quarter.

A strange turn of events happened early in the second quarter. Quarterback Mike Souza (13-of-39, 100 yards, TD, 2 INTs) completed a pass to Mike Larson at the Florida Atlantic 31. On the next play however, Souza's pass was tipped and intercepted by Chris Laskowski. But as Laskowski rushed down the left sidelines, Mike Stegeman stripped the ball and Stafford Davis recovered it at the ISU 34.

From there, the offense kicked it into gear as the Redbirds went on a 7-play, 66-yard drive, ending with a 22-yard touchdown pass from Souza to Larént Robinson in the corner of the end zone. Robinson's fingertip scoring catch was the second touchdown of his career and it gave the 'Birds a 7-0 lead.

The Redbird defense's streak of 15-straight series without giving up a score ended with 6:21 left in the second quarter. Florida Atlantic tight end Anthony Crissinger-Hill (4 catches, 88 yards 2 TDS) hauled in a 67-yard touchdown pass from Jared Allen to tie the game 7-7.

Illinois State received a scare on the ensuing kickoff when LaShawn Bullock fumbled deep in Redbird territory, but Kevin Kreger prevented the disaster by recovering the ball at the ISU 17.

After a Redbird punt, FAU began another scoring drive, this time catching a break in the process when offensive lineman Chris Shepherd recovered a Barron fumble at the ISU 11. Two plays later, Allen again found Crissinger-Hill, this time in the right corner of the end zone. Crissinger-Hill caught the touchdown pass in double coverage to give his team a 14-7 lead.

ISU head coach Denver Johnson gambled on the Redbirds' next series, deciding to go for it on fourth-and-1 at mid-field. Sha-Ron Edwards (17 carries, 98 yards) pounded his way through the middle for a first down to keep the drive alive.

The Redbirds open Gateway Conference play against Northern Iowa next Saturday at Hancock Stadium. Game time is slated for 1:30 p.m.

Florida Atlantic	0	14	7	7	-	28
Illinois State	0	10	0	0	-	10

ISU – Robinson 21-yard pass from Souza (Carroll kick), 9:31, 2Q
 FAU – Crissinger-Hill 67-yard pass from Allen (Myers kick), 6:21, 2Q
 FAU – Crissinger-Hill 9-yard pass from Allen (Myers kick), 2:34, 2Q
 ISU – Carroll 47-yard field goal, :06, 2Q
 FAU – Jackson 9-yard run (Myers kick), 6:03, 3Q
 FAU – Sanchez 21-yard run (Myers kick), 14:37, 4Q

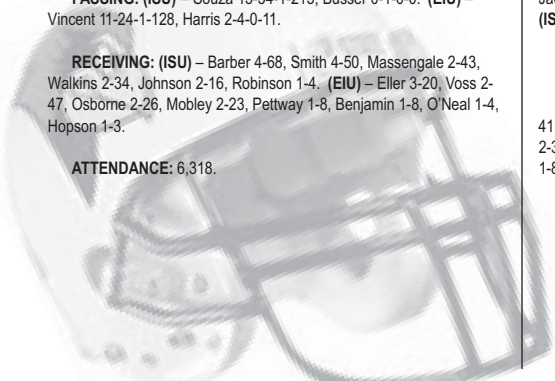
	FAU	ISU
First Downs	16	18
Rushing Attempts-Yards	41-76	46-229
Passing	15-26-0	13-39-2
Passing Yards	226	100
Total Offense	302	329
Fumbles-Lost	3-2	1-0
Penalties-Yards	11-110	12-112
Time of Possession	32:19	27:41

RUSHING: (FAU) – Sanchez 9-43, Barron 6-24, McGahee 1-21, Jackson 16-19, Parker 3-(-3), Team 1-(-4), Embrick 1-(-9), Allen 4-(-15). **(ISU)** – Edwards 17-98, Souza 15-83, Johnson 13-49, Kreger 1-(-1).

PASSING: (FAU) – Allen 15-26-0-226. **(ISU)** – Souza 13-29-2-100.

RECEIVING: (FAU) – Crissinger-Hill 4-88, Taylor 4-49, Prudenti 3-41, Bynes 2-24, Tellis 1-20, Jackson 1-4. **(ISU)** – Smith 3-16, Robinson 2-39, Massengale 2-14, Edwards 2-2, Johnson 2-0, Larson 1-21, Bullock 1-8.

ATTENDANCE: 6,837



2003 ILLINOIS STATE OPPONENTS' SCHEDULES AND RESULTS

**Drake Bulldogs
(2-3, 0-1 PFL)**

Aug. 28	at Illinois State	L, 13-27
Sept. 6	William Penn	W, 38-24
Sept. 13	Missouri-Rolla	W, 28-7
Sept. 20	at UW-Platteville	L, 20-21
Sept. 27	at Morehead State*	L, 17-34
Oct. 4	Jacksonville*	1 p.m.
Oct. 11	at San Diego*	3:30 p.m.
Oct. 18	Butler*	1 p.m.
Oct. 25	at Valparaiso*	1 p.m.
Nov. 1	Dayton*	1 p.m.
Nov. 8	Saint Mary's	12 p.m.
Nov. 15	Waldorf	1 p.m.

**Illinois Fighting Illini
(1-4, 0-1 Big Ten)**

Aug. 30	vs. Missouri	L, 15-22
Sept. 6	Illinois State	W, 49-22
Sept. 13	at UCLA	L, 3-6
Sept. 20	California	L, 24-31
Sept. 27	Wisconsin*	L, 20-38
Oct. 4	at Purdue*	3:30 p.m.
Oct. 11	at Michigan State*	tba
Oct. 18	at Michigan*	11 a.m.
Oct. 25	Minnesota*	11 a.m.
Nov. 1	at Iowa*	tba
Nov. 8	at Indiana*	tba
Nov. 22	Northwestern*	tba

**Truman State Bulldogs
(1-3, 1-1 MIAA)**

Sept. 6	Winona State	L, 13-49
Sept. 13	at Illinois State	L, 6-49
Sept. 20	Pittsburg State*	L, 8-48
Sept. 27	at Washburn*	W, 12-6
Oct. 4	Emporia State*	2 p.m.
Oct. 11	at Missouri Southern	2 p.m.
Oct. 18	at Missouri Western*	2 p.m.
Oct. 25	at Central Missouri*	1:30 p.m.
Nov. 1	at NW Missouri*	1 p.m.
Nov. 8	Missouri-Rolla*	1 p.m.
Nov. 15	at SW Baptist*	2 p.m.

**Eastern Illinois Panthers
(1-3, 0-0 OVC)**

Aug. 30	California (PA)	W, 27-0
Sept. 13	at Missouri	L, 0-37
Sept. 20	Illinois State	L, 14-21
Sept. 27	at Indiana State	L, 7-23
Oct. 4	at SE Missouri State*	11:30 a.m.
Oct. 11	Eastern Kentucky*	1:30 p.m.
Oct. 18	at Murray State*	3 p.m.
Oct. 25	Tennessee-Martin*	1:30 p.m.
Nov. 1	at Tennessee State*	6 p.m.
Nov. 8	Tennessee Tech	1:30 p.m.
Nov. 15	at Jacksonville State	4 p.m.
Nov. 22	Samford	1:30 p.m.

**Florida Atlantic Owls
(3-2)**

Aug. 28	at Middle Tennessee State	W, 20-19
Sept. 6	Valdosta State	L, 17-45
Sept. 13	at Central Florida	L, 29-33
Sept. 20	at Youngstown State	W, 13-6
Sept. 27	at #23 Illinois State	W, 28-10
Oct. 4	SW Texas State	6 p.m.
Oct. 11	Nicholls State	3 p.m.
Oct. 18	Northern Colorado	3 p.m.
Nov. 1	Gardner-Webb	2 p.m.
Nov. 15	Siena	2 p.m.
Nov. 22	at Florida International	2:30 p.m.

**Northern Iowa Panthers
(3-1, 0-0 GFC)**

Aug. 30	at Iowa State	L, 10-17
Sept. 6	Northern Michigan	W, 62-0
Sept. 18	at Stephen F. Austin	W, 38-24
Sept. 27	Northwestern State	W, 43-10
Oct. 4	at Illinois State*	1:30 p.m.
Oct. 11	Indiana State*	4:05 p.m.
Oct. 18	at SMS*	1:30 p.m.
Oct. 25	at Western Illinois*	1 p.m.
Nov. 1	Youngstown State*	4:05 p.m.
Nov. 8	at Western Kentucky*	4 p.m.
Nov. 15	Southern Illinois*	5:05 p.m.

**Southern Illinois Salukis
(4-0, 0-0 GFC)**

Aug. 28	Quincy	W, 64-14
Sept. 6	at SE Missouri State	W, 28-7
Sept. 13	Murray State	W, 32-7
Sept. 27	St. Joseph's	W, 75-0
Oct. 4	at Indiana State*	1:05 p.m.
Oct. 11	Illinois State*	1:30 p.m.
Oct. 18	at Western Illinois*	1:05 p.m.
Oct. 25	SMS*	6 p.m.
Nov. 1	at Western Kentucky*	4 p.m.
Nov. 8	Youngstown State	6 p.m.
Nov. 15	at Northern Iowa*	5:05 p.m.

**Western Kentucky Hilltoppers
(3-1, 0-0 GFC)**

Aug. 28	Union	W, 51-3
Sept. 6	West Virginia Tech	W, 67-3
Sept. 20	Eastern Kentucky	W, 36-6
Sept. 27	at Auburn	L, 3-48
Oct. 4	at Western Illinois*	2:30 p.m.
Oct. 11	SMS*	7 p.m.
Oct. 18	at Illinois State*	2:30 p.m.
Oct. 25	at Indiana State*	2:05 p.m.
Nov. 1	Southern Illinois*	4 p.m.
Nov. 8	Northern Iowa*	4 p.m.
Nov. 15	at Youngstown State*	12 p.m.

**Youngstown State Penguins
(3-2, 0-0 GFC)**

Aug. 28	Edinboro	W, 35-11
Sept. 6	Slippery Rock	W, 45-12
Sept. 13	at Kent State	L, 13-16
Sept. 20	Florida Atlantic	L, 6-13
Sept. 27	at Liberty	W, 34-3
Oct. 4	SMS*	7 p.m.
Oct. 11	Western Illinois*	4 p.m.
Oct. 18	at Indiana State*	1:05 p.m.
Oct. 25	Illinois State	4 p.m.
Nov. 1	at Northern Iowa*	5:05 p.m.
Nov. 8	at Southern Illinois*	7 p.m.
Nov. 15	Western Kentucky*	1 p.m.

**Western Illinois Leathernecks
(3-1, 0-0 GFC)**

Aug. 28	Wayne State	W, 35-3
Sept. 4	at Eastern Michigan	W, 34-12
Sept. 13	at LSU	L, 7-35
Sept. 20	Tennessee-Martin	W, 56-0
Oct. 4	Western Kentucky*	2:30 p.m.
Oct. 11	at Youngstown State*	3 p.m.
Oct. 18	Southern Illinois*	1:05 p.m.
Oct. 25	Northern Iowa*	1 p.m.
Nov. 1	at Illinois State*	1:30 p.m.
Nov. 8	at Indiana State*	11 a.m.
Nov. 15	SMS*	1:05 p.m.

**SMS Bears
(3-1, 0-0 GFC)**

Aug. 28	East Central	W, 48-0
Sept. 13	at Oklahoma State	L, 3-42
Sept. 20	at SE Missouri State	W, 17-10
Sept. 27	Bacone College	W, 51-14
Oct. 4	at Youngstown State*	6 p.m.
Oct. 11	at Western Kentucky*	7 p.m.
Oct. 18	Northern Iowa*	1:30 p.m.
Oct. 25	at Southern Illinois*	6 p.m.
Nov. 1	Indiana State*	2 p.m.
Nov. 8	Illinois State*	1 p.m.
Nov. 15	at Western Illinois*	1:05 p.m.

**Indiana State Sycamores
(3-2, 0-0 GFC)**

Aug. 28	at Ball State	L, 7-31
Sept. 6	Florida International	W, 13-10
Sept. 13	at Indiana	L, 3-33
Sept. 20	at Murray State	W, 17-10
Sept. 27	Eastern Illinois	W, 23-7
Oct. 4	Southern Illinois*	1 p.m.
Oct. 11	at Northern Iowa*	4 p.m.
Oct. 18	Youngstown State*	1 p.m.
Oct. 25	Western Kentucky*	2 p.m.
Nov. 1	at SMS*	3 p.m.
Nov. 8	Western Illinois*	1 p.m.
Nov. 15	at Illinois State*	1:30 p.m.