



# Redbird Basketball

## GAME NOTES

Contact: Todd Kober, Assistant Athletics Director/Media Relations • 309/438-3805 • Fax: 309/438-5634 • Cell: 309/310-7112 • gtkober@ilstu.edu

### ILLINOIS STATE SCHEDULE

Date	Opponent (TV)	Time/Result
11/3	MISSOURI-ST. LOUIS (EX)	W, 84-55
11/14	vs. Penn State <sup>A</sup>	W, 82-73
11/15	@ Marquette <sup>A</sup>	L, 60-32
11/16	vs. Mississippi <sup>A</sup>	W, 70-52
11/22	TRUMAN STATE	W, 82-47
11/27	TENNESSEE-MARTIN	W, 80-51
11/30	ILLINOIS-CHICAGO	L, 60-56

12/4	ST. JOHN'S	W, 77-69
12/7	ALCORN STATE	W, 75-62
12/11	MARSHALL	W, 79-67
12/18	@ Loyola-Chicago	W, 73-67
12/23	@ Southern Illinois*	L, 61-49
12/30	SMS*	W, 62-61

1/3	@ Northern Iowa* (Valley-TV)	L, 75-55
1/6	INDIANA STATE*	W, 62-61
1/9	@ Evansville*	L, 69-61
1/15	DRAKE*	W, 74-61
1/19	@ Indiana State* (WMBD)	W, 73-69
1/22	@ Creighton* (WMBD)	W, 82-77(ot)
1/25	EVANSVILLE*	W, 77-58
1/29	@ Wichita State* (Valley-TV)	L, 78-72

2/1 @ Drake\* 7:05 p.m.

*'Bird Bit: Illinois State has lost the last five trips to Des Moines, but the Redbirds are 12-13 all-time against Drake on the road.*

2/5	BRADLEY* (WMBD)	4:05 p.m.
2/10	WICHITA STATE*	7:05 p.m.
2/12	NORTHERN IOWA* (WMBD)	4:05 p.m.
2/16	SOUTHERN ILLINOIS*	7:05 p.m.
2/19	@ ESPN Bracket Buster III (ESPN)	TBA
2/23	@ Bradley* (WEEK)	7:35 p.m.
2/26	@ SMS*%	TBA
2/28	CREIGHTON*%	TBA

3/4-7 @ State Farm MVC Tournament# TBA

All times listed are CST

Home games in CAPS

<sup>A</sup>BCA Classic, Milwaukee, Wis.

\*Missouri Valley Conference game

%Missouri Valley Conference Wildcard game

#Savvis Center • St. Louis, Mo.

### ILLINOIS STATE MEDIA RELATIONS

Basketball SID: Todd Kober

Office Phone: 309/438-3805

Fax: 309/438-5634

Cell Phone: 309/310-7112

Home Phone: 309/454-3048

E-mail: gtkober@ilstu.edu

- or -

Graduate Assistant: Aaron Johnston

Office: 309/438-3598

Cell: 309/287-4777

E-Mail: acjohns3@ilstu.edu

[www.redbirds.org](http://www.redbirds.org)

REDBIRD ARENA TICKET OFFICE

309/438-8000

# 21 GAME



ILLINOIS STATE REDBIRDS (14-6, 6-4)

AT



**DRAKE BULLDOGS (7-11, 3-7)**  
 Tuesday, February 1, 2005 • 7:05 p.m. CST  
 Drake Knapp Center (7,002) • Des Moines, Iowa

### THE GAME FACTS

The Probable Starters:

ILLINOIS STATE REDBIRDS ▶ ▶ ▶



**Lorenzo Gordon**

▶ Forward

Jr.-TR • 6-7 • 245

St. Louis, Mo.

PPG RPG APG

17.7 6.4 1.1



**Gregg Alexander**

▶ Guard

Sr.-3L • 6-4 • 205

Lincoln, Ill.

PPG RPG APG

6.6 2.9 2.4



**Vince Greene**

▶ Guard

Sr.-3L • 5-9 • 165

Chicago, Ill.

PPG RPG APG

8.4 2.3 4.5



**Trey Guidry**

▶ Guard

Sr.-2L • 6-2 • 195

Baton Rouge, La.

PPG RPG APG

14.5 3.3 2.1



**Greg Dilligard**

▶ Forward

So.-1L • 6-8 • 230

Labelle, Mo.

PPG RPG BPG

7.2 5.4 1.6

DRAKE BULLDOGS ▶ ▶ ▶

	F	F	C	G	G																																								
	24	35	44	1	13	Klayton Korver	Pete Eggers	Aliou Keita	Lonnie Randolph	Chau Brooks	6-6	197	So.	Pella, Iowa	6-4	190	Sr.	Dubuque, Iowa	6-8	260	So.	Dakar, Senegal	6-1	165	Sr.	East Chicago, Ind.	6-2	190	Jr.	San Antonio, Texas	9.4	5.4	0.8	11.9	2.8	1.1	8.9	6.8	2.1*	10.7	2.7	2.7	5.9	3.8	3.7

\* indicates blocks per game

**About The Game:** Including tonight's game, Illinois State has played four of the last five on the road, while Drake snapped a four-game losing skid with an 81-72 win Saturday night over Creighton. The Redbirds are coming off a 78-72 loss at Wichita State, their first road loss in the last three tries.

**Series History:** Tonight is the 61st meeting between the two schools. Illinois State leads the series 40-20, but the two teams have split the last six meetings. ISU won the first meeting this year 74-61 on Jan. 15 at Redbird Arena.

**Radio:** Dick Luedke, play-by-play; Mike Matthews, color; Bruce Evans, sideline (home only) and Russ Eisenstein, studio host. Affiliates: WJBC (AM 1230/Bloomington), flagship; WBIG (AM 1280/Aurora), WJEZ (FM 98.9/Dwight), WDID (AM 1510/Highland), WZOE (AM 1490/Princeton) and WFMB (AM 1450/Springfield). All Redbird broadcasts, including Porter Moser's weekly call-in show, which generally airs each Thursday from 6:07-7 pm, depending on the schedule, can be heard via the Internet at [www.redbirds.org](http://www.redbirds.org).

**Television:** Tonight's game is televised locally in Des Moines by Mediacom Cable on channel 22. The broadcast is digital so no satellite feed is available. B.J. Shaben provides the play-by-play, while Ron Angel is the analyst.

### THE COACHES

**Porter Moser** (Creighton '90) owns a 78-59 (.569) career mark in his second season at Illinois State, including a 24-25 (.490) record with the Redbirds. Prior to guiding the 'Birds, Moser served three seasons at Arkansas-Little Rock in his first head coaching position. Moser is assisted by Chris Jans, Daniyal Robinson and Brian Barone.

**Dr. Tom Davis** (Wisconsin-Platteville) is in his second season at Drake and owns a 19-27 (.413) record with the Bulldogs. He boasts a 562-317 (.639) career record that includes a 13-year stint at Iowa, five years at Stanford, five years at Boston College and six years at Lafayette. He is assisted by Justin Ohl, Chris Davis and Keno Davis.



## TALE OF THE TAPE



W-L Record	14-6/6-4	7-11/3-7
RPI (as of 1/26)	107	22
Sagarin (as of 1/26)	73	30
Points Scored	68.7	69.4
Points Allowed	63.9	74.2
Scoring Margin	+4.8	-4.8
FG Percentage	46.4	42.9
Def. FG Percentage	43.2	46.7
3-pt. Percentage	37.1	33.2
Def. 3-pt. Percentage	34.5	38.9
FT Percentage	64.2	75.2
Offensive Rebounds	9.9	12.0
Total Rebounds	33.5	34.4
Rebounding Margin	+0.1	+2.2
Assists	15.0	11.8
Turnover Average	13.9	17.0
Turnover Margin	+0.5	-2.3
Steal Average	7.4	8.2
Block Average	3.4	3.3
Fouls	15.7	16.3

## WEEKLY MEDIA CONFERENCE

All start at 3 p.m. and are located at the Redbird Arena media room off of the Southwest Loading Dock.

- Thursday, February 3
- Tuesday, February 8
- Tuesday, February 15
- Monday, February 21
- Tuesday, March 1

## WHAT'S BACK

Here is a look at what is returning to the Illinois State roster in 2004-05:

Scoring	64.9%
Three-point Field Goals	99.4%
Free Throws	58.5%
Rebounding	54.6%
Assists	70.3%
Blocks	47.5%
Steals	71.4%
Minutes	66.6%

## VALLEY TELECONFERENCE

Teleconferences with The Valley men's basketball head coaches will be conducted each Tuesday, with the men's briefings beginning on a weekly basis in December at 10 a.m. To participate in either conference briefing, call **913/981-5509**. The first men's teleconference begins at 10 a.m. CST on **Tuesday, December 7**. Head coach **Porter Moser** will be available at 10:25 a.m. during the teleconference.

## ABOUT THE DRAKE BULLDOGS

- Drake, located in Des Moines, Iowa, was founded in 1881 and has an enrollment of 3,330 students.
- The Bulldogs are members of the Missouri Valley Conference and play their home games at the Drake Knapp Center.
- Drake is returning 10 lettermen, including all five starters, from a team that finished 12-16 overall and 7-11 in the league.
- Senior Lonnie Randolph is coming off a 30-point performance Saturday against Northern Iowa. Randolph and Illinois State's Trey Guidry are the only two league players to score 30 points this season.
- Senior walk-on Pete Eggers leads the Bulldogs in scoring with 11.9 points per game.

## DRAKE NUMERICAL ROSTER

No.	Name	Pos.	Ht.	Wt.	Yr.	Hometown
1	Lonnie Randolph	G	6-1	165	Sr.	East Chicago, Ind.
2	Chris Bryant	G	6-3	180	Fr.	Metlakatle, Alaska
3	Sean Tracy	G	6-3	180	Jr.	Silver Spring, Md.
4	Brent Heemskerck	F	6-8	225	Fr.	Grand Rapids, Mich.
5	Leonard Houston	G	6-3	163	Fr.	Holland, Mich.
10	Nick Grant	G	6-3	200	So.	Annandale, Va.
12	Thomas Diezl	C	6-8	240	Jr.	Uster, Switzerland
13	Chauin Brooks	G	6-2	190	Jr.	San Antonio, Texas
15	Adam Emmenecker	G	6-1	180	Fr.	Saginaw, Mich.
22	Nate Richie	G	6-2	179	Sr.	Decatur, Ind.
24	Klayton Korver	F	6-6	197	So.	Pella, Iowa
32	David Bancroft	F	6-9	235	Sr.	Marshfield, Mo.
34	Josh Powell	F	6-6	210	Jr.	Des Moines, Iowa
35	Pete Eggers	F	6-4	190	Sr.	Dubuque, Iowa
44	Aliou Keita	C	6-8	260	So.	Dakar, Senegal

Head Coach: Dr. Tom Davis

Assistant Coach: Justin Ohl, Chris Davis, Keno Davis

## A TERRIFIC TURNAROUND

ISU has already surpassed its victory total from a year ago and according to STATS, Inc., ranks among the nation's top five in turnarounds. ISU has improved its winning percentage by 35.5 percent, which is the second best turnaround in school history behind the 1991-92 team, which went 5-23 the previous year to 18-11.

## ALEXANDER THE GREAT

If it appears senior **Gregg Alexander** hasn't been missing much beyond the arc – that's because he hasn't. On the heels of his worst shooting season, Alexander is sinking treys with a 49.3 percent accuracy, which leads the Missouri Valley Conference. He is also averaging 1.89 threes per game which ranks No. 6 in the league.

## GONE IN 43 SECONDS

It's a good thing for Wichita State that the Shockers converted 8-of-10 free throws down the stretch, because senior **Vince Greene** caught fire in the game's final 43 seconds by hitting four 3-pointers. Although Greene played a solid 40 minutes, had he played the entire game like his last 43 seconds, he would have made 223 three-pointers for 670 points – not a bad line.

## THE 200 CLUB

With three treys at Wichita State, senior **Gregg Alexander** became only the third Redbird in the history of the program to register 200 career three-point field goals. With 200 exactly, Alexander joins Tarise Bryson (214) and Dan Muller (204) in ISU's 200 club.

## ALL GOOD THINGS MUST COME TO AN END

Not only was Saturday's road loss at Wichita State, Illinois State's first in its last three road trips – it also ended some other Redbird streaks. It was the 'Birds first loss when leading at the half. The first defeat when scoring 70 or more points. The first setback when scoring first and the first loss on Saturday.

## 'ZO KNOWS

**Lorenzo Gordon** knows a little bit about scoring and rebounding. After averaging a double-double last season at Mineral Area Junior College, Gordon enters tonight's game averaging 17.7 points per game which is No. 2 on the Missouri Valley Conference scoring list. Gordon is on pace to average the most points by a Redbird since Tarise Bryson logged 22.8 points per game during the 2000-01 season. He also leads the 'Birds with 128 rebounds or 6.4 boards per game. On the offensive glass, his 58 boards not only lead the team, but also the conference.

## DRAKE SCHEDULE

### 6-11 Overall, 2-7 Valley

Date	Opponent	Score/Time	W/L
Nov 19	AKRON	90-88	W
Nov 23	at Iowa State	46-73	L
Nov 30	IOWA	75-91	L
Dec 4	at Colorado State	62-72	L
Dec 8	WICHITA STATE*	53-75	L
Dec 11	WESTERN ILLINOIS	82-54	W
Dec 20	at Southern Utah	74-94	L
Dec 23	WAGNER	70-63	W
Dec 30	at Indiana State*	74-69 (ot)	W
Jan 2	at Southern Illinois*	45-51	L
Jan 5	CREIGHTON*	58-61	L
Jan 8	BRADLEY*	79-73	W
Jan 10	TAMU-CC	91-80	W
Jan 15	at Illinois State*	61-74	L
Jan 19	at Creighton*	67-82	L
Jan 22	SMS*	76-87	L
Jan 26	at Wichita State*	65-76	L
Jan 29	NORTHERN IOWA*	xx-xx	X
Feb 1	ILLINOIS STATE*	Tonight	
Feb 5	at Evansville*	7:05 p.m.	
Feb 7	S. ILLINOIS*	7:05 p.m.	
Feb 12	at SMS*	1:05 p.m.	
Feb 16	at Northern Iowa*	7:05 p.m.	
Feb 19	BRACKET BUSTER	TBA	
Feb 22	INDIANA STATE*	7:05 p.m.	
Feb 26	EVANSVILLE	TBA	
Feb 28	at Bradley*	TBA	
Mar 4-7	at State Farm Missouri Valley Conference Tournament		

\* - Missouri Valley Conference game.

HOME GAMES IN CAPS.

	Win%		Increase
	Last Year	This Year	
1. Texas A&M	.250	.778	.528
2. Citadel	.214	.667	.453
3. San Diego	.133	.545	.412
4. Illinois State	.345	.700	.355
5. Arizona State	.370	.714	.344



TAKING CARE OF THE BALL

At Wichita State on Saturday, the Redbirds had only seven turnovers in 40 minutes. In the previous two games the Redbirds combined to play 40 minutes with only two turnovers. In the home win over Evansville, ISU played a stretch of 27 minutes and 35 seconds with only one turnover. In the road win at Creighton, ISU closed out the game with only one turnover in the final 14:54, including the overtime period.

THE G-FORCE

The Redbirds have courted the same starting line-up in 17 games this season and there is a common theme throughout the starting five – the letter 'G.' The 'Birds start Gregg (Alexander), Greg (Dilligard), (Lorenzo) Gordon, (Trey) Guidry and (Vince) Greene. The "G-Force" has accounted for 69.8 percent of the Redbirds' minutes and 78.2 percent of the team's points.

AT THE LINE, IT'S EASY BEING GREENE

Senior Vince Greene already owns the school record for consecutive free throws with 57, which ended on Nov. 30 and now he has his sights on a Valley free throw percentage title. Greene currently leads the conference at the foul line with his 91.8 percent accuracy in charity tosses, which ranks No. 6 nationally. He is also first all time in career free throw percentage at Illinois State with an 89.6 free throw percentage for his career.

TOEING THE LINE

This season the Redbirds are getting to the foul line 6.8 times more than their opponents each game – which is the largest margin Illinois State has had in the Division I era. Lorenzo Gordon is leading the way for the Redbirds with 134 charity tosses, which is already more than any Redbird had in the last three seasons.

DROPPING DIMES

Senior Vince Greene now has 375 assists in his career and stands in the No. 8 spot in the ISU record books. He needs just 10 more dimes to move into the No. 7 position ahead of Randy Blair (384).

THAT 70'S SHOW

ISU has limited its foes to less than 70 points in 16 of the 20 games this season. In fact, the Redbirds had a stretch of 11 straight games keeping their opponents under 70 points, the longest string since 1993. There is also some significance when the 'Birds reach 70 points. When ISU scores 70 or more, the 'Birds are 12-1 this season.

THREE FOR A GRAND?

Trey Guidry has already joined ISU's 1,000-point club this season and fellow seniors Gregg Alexander and Vince Greene potentially could join as well. Alexander has 939 career tallies, while Greene sits at 920 career points.

DILLY'S HOSTING A BLOCK PARTY

Sophomore Greg Dilligard is on pace to finish in the top five for blocked shots in a season at ISU. Through 20 games, Dilligard has swatted 32 shots into the seats and is projected to finish with 50 blocked shots on the season, which would rank No. 2 all-time in the Redbird record books.

MAKING THE EXTRA PASS

Head coach Porter Moser has stressed that point to his Redbirds and it appears they are listening. Through 20 games, 61.0 percent of ISU's field goals have come off "the extra pass." This is the highest percentage ISU has had since the 1997-98 campaign when the 'Birds had 66.4 percent of their made field goals come off an assist.

D-FENCE, D-FENCE

Since Porter Moser's arrival at Illinois State he has emphasized team defense and it's starting to show. Through 20 games ISU opponents are averaging 63.9 points per game, which is the best defensive effort in 12 seasons.

"HELLO... TREY, IT'S ME... DICKIE V!"

When ESPN college basketball analyst Dick Vitale makes a long distance call, he may dial down the center, but one thing is certain, he is dialed in on ISU's Trey Guidry. Guidry was named to Vitale's "All-AT&T" team, in the Nov. 22 issue of ESPN The Magazine, highlighting the five players that do the most damage from long distance.

PRIZED PUPIL PLANK

Junior Neil Plank was named to the 2003-04 CoSIDA Academic All-District V University Men's Basketball Team and the 2004 Missouri Valley Conference Scholar-Athlete Second Team. Plank, a native of Mt. Zion, Ill., carries a 4.0 grade point average and is a double major in finance and insurance at Illinois State. At the 2004 State Farm Academic Excellence Banquet, Plank was recognized as Illinois State's Male Scholar-Athlete of the Year.

THE LAST TIME THEY MET

Gordon's 21 Points Leads 'Birds Over Drake

NORMAL, Ill. – Lorenzo Gordon and Gregg Alexander were two of five Redbirds in double figures Saturday, leading Illinois State to a 74-61 victory over Drake Saturday at Redbird Arena.

The Redbirds moved to 11-5 on the season, 3-3 in the Missouri Valley Conference, while Drake fell to 6-8, 2-4 in the Valley.

The game started out sluggish for both teams, as each went through a three-minute stretch in the first half where neither made a shot. Alexander broke the drought with a three-pointer that cut the Drake lead to 14-12.

Alexander was the difference in the first half as the senior finished 5-8 on threes for 15 points, giving the Redbirds a 35-31 lead at intermission.

Illinois State extended its lead in the second half, thanks to hot shooting by Vince Greene and aggressive play inside by Gordon. Greene knocked down two straight threes, while Gordon scored four straight on two free throws and a fast-break lay-up to put the Redbirds up 47-35.

Greg Dilligard ignited the home crowd with a thunderous dunk along the baseline with 5:20 left, giving the Redbirds their biggest lead of the night, 68-49.

Gordon's 14 second half points led the 'Birds and gave the team the offensive surge to pull ahead after halftime.

Illinois State had five players in double figures with Gordon (21), Alexander (15), Trey Guidry (10), Greene (12) and Neil Plank (12) all chipping in for the Redbirds.

ILLINOIS STATE 74, Drake 61
January 15, 2005 • Redbird Arena

Table with columns: Drake, Min., FG-A, FT-A, O-REB, A, PF, TP. Lists player stats for Drake.

Team Pct.: FG – .387; FT – .615
3-Pt.: 5-19, .263 (Korver 1-5, Eggers 1-3, Randolph 0-3, Bryant 3-7, Heemskerk 0-1)
Blocks: 4 (Keita 1, Tracy 1, Heemskerk 1, Bancroft 1)
Turnovers: 18 (Korver 2, Eggers 3, Tracy 3, Brooks 4, Randolph 2, Bryant 1, Emmenecker 1, Bancroft 2)
Steals: 13 (Eggers 3, Brooks 3, Randolph 3, Bryant 1, Heemskerk 1, Powell 2)

Table with columns: ILLINOIS STATE, Min., FG-A, FT-A, O-REB, A, PF, TP. Lists player stats for Illinois State.

Team Pct.: FG – .446; FT – .696
3-Pt.: 8-23, .348 (Alexander 5-11, Greene 2-6, Guidry 1-5, D. Ford 0-1)
Blocks: 6 (Gordon 1, Alexander 1, D. Ford 1, Carlwell 3)
Turnovers: 17 (Gordon 1, Dilligard 3, Alexander 2, Greene 1, Guidry 4, Plank 1, D. Ford 3, Carlwell 1, Team 1)
Steals: 6 (Gordon 2, Dilligard 1, Alexander 1, Greene 1, Guidry 1)

Officials: Brad Gaston, Kipp Kissinger, Mark Mayhood
Attendance: 5,636
Halftime Score: ILLINOIS STATE 35, Drake 31



## CHART CLIMBERS

### Career Scoring Leaders

1. Doug Collins (1970-73).....	2,240
30. Derrick Sanders (1983-87).....	1,088
31. Rickie Johnson (1981-85).....	1,068
Ron deVries (1971-74).....	1,068
<b>33. Trey Guidry (2002-).....</b>	<b>1,053</b>
▶ <b>Gregg Alexander (2001-).....</b>	<b>939</b>
▶ <b>Vince Greene (2001-).....</b>	<b>920</b>

### Career 3-Point FG Leaders

1. Tarise Bryson (1999-02).....	214
2. Dan Muller (1994-98).....	204
<b>3. Gregg Alexander (2001-).....</b>	<b>200</b>
<b>4. Trey Guidry (2002-).....</b>	<b>191</b>
5. Jeff Harris (1986-88).....	157
6. Skipp Schaeftbauer (1996-98).....	153
7. Richard Thomas (1990-93).....	149
8. Shawn Jeppson (1998-01).....	148
9. Rickey Jackson (1986-90).....	126
10. Maurice Trotter (1994-96).....	121
▶ <b>Vince Greene (2001-).....</b>	<b>119</b>

### Career 3-Point FG Percentage

1. Matt Taphorn (1986-88).....	50.4
2. Jeff Harris (1986-88).....	46.6
3. Rico Hill (1995-98).....	43.7
4. Shawn Jeppson (1998-01).....	42.8
<b>5. Trey Guidry (2002-)[191/463].....</b>	<b>41.3</b>
<b>6. Gregg Alexander (2001-)[200/488].....</b>	<b>41.0</b>
<b>7. Vince Greene (2001-)[119/296].....</b>	<b>40.2</b>

## CAREER STARTS/GAMES

No.	Player	Illinois St.	
		GP	GS
2	Gregg Alexander	107	102
11	Vince Greene	109	74
24	Trey Guidry	78	45
50	Greg Dilligard	49	42
1	Lorenzo Gordon	20	20
25	Neil Plank	47	16
31	Dana Ford	67	10
3	Nedu Onyeuku	18	1
51	Ronnie Carlwell	23	0
5	Khalif Ford	12	0
32	Levi Dyer	7	0
12	Micah Kirstein	7	0
14	Travis Wallace	7	0

## 2004-05 VALLEY PRESEASON POLL

1. Southern Illinois (23).....	357
2. Wichita State (13).....	349
3. Creighton (1).....	265
Northern Iowa (1).....	265
5. SMS.....	253
6. Drake.....	195
7. Bradley.....	123
8. Evansville.....	107
9. Indiana State.....	98
<b>10. Illinois State.....</b>	<b>78</b>

## 2004-05 VALLEY STANDINGS

	VALLEY			OVERALL		
	W	L	PCT	W	L	PCT
1. Wichita State	9	1	.900	16	2	.888
2. Southern Illinois	7	2	.778	16	5	.762
<b>3. Illinois State</b>	<b>6</b>	<b>4</b>	<b>.600</b>	<b>14</b>	<b>6</b>	<b>.700</b>
4. Northern Iowa	5	5	.500	14	7	.667
Creighton	5	5	.500	13	8	.619
6. Bradley	4	6	.400	11	7	.611
SMS	4	6	.400	10	8	.556
8. Evansville	4	7	.364	10	9	.526
9. Drake	3	7	.300	7	11	.389
Indiana State	3	7	.300	8	13	.381

\*Through games of Jan. 29

## GUARDS, GUARDS, EVERYWHERE THERE'S GUARDS

With three potential 1,000-point scoring guards gone at the end of the 2004-05 season, ISU head coach **Porter Moser** and his staff focused on the backcourt during the early signing period by signing the No. 2 ranked backcourt in the state of Illinois according to ChicagoHoops.com (Bloomington (Ill.) High School's **Dodie Dunson** and **Brandon Holtz**), a junior college sharpshooter considered a high-major player by *Roundball Review* (Daytona (Fla.) Beach Community College's **Roberto Fortes**), and the Georgia Junior College Athletic Association Preseason Player of the Year (**Wayne Williams** from South Georgia Technical College) to the 2005 class.

## 2004-05 ILLINOIS STATE RESULTS

RECORD:	OVERALL	HOME	AWAY	NEUTRAL
ALL GAMES	14-6	9-1	3-5	2-0
CONFERENCE	6-4	4-0	2-4	0-0
NON-CONFERENCE	8-2	5-1	1-1	2-0

DATE	TIME	OPPONENT	SCORE	ATTEND	HIGH POINTS	HIGH REBOUNDS
11-14-04	5:30 p.m.	vs Penn State	W 82-73	7917	(26)Gordon,Lorenzo	(8)Greene,Vince
11-15-04	8 p.m.	at Marquette	32-60 L	8203	(8)Onyeuku,Nedu	(6)Carlwell,Ronnie
11-16-04	5:30 p.m.	vs Mississippi	W 70-52	8744	(24)Guidry,Trey	(11)Dilligard,Greg
11-22-04	7:05 pm	TRUMAN STATE	W 82-47	4127	(16)Gordon,Lorenzo	(8)Guidry,Trey
11-27-04	2:05 p.m.	TENNESSEE-MARTIN	W 80-51	4051	(27)Guidry,Trey	(7)Alexander,Gregg
11-30-04	7:05 p.m.	ILLINOIS-CHICAGO	56-60 L	6260	(13)Gordon,Lorenzo	(6)Gordon,Lorenzo
12-04-04	7:05 pm	ST. JOHN'S	W 77-69	8044	(22)Gordon,Lorenzo	(8)Guidry,Trey
12-07-04	7:05 p.m.	ALCORN STATE	W 75-62	5943	(19)Gordon,Lorenzo	(7)Dilligard,Greg
						(7)Gordon,Lorenzo
12-11-04	7:05 p.m.	MARSHALL	W 79-67	6689	(21)Plank,Neil	(8)Plank,Neil
12-18-04	1:00 p.m.	at Loyola-Chicago	W 73-67	3871	(19)Gordon,Lorenzo	(11)Dilligard,Greg
12-23-04	7:05 pm	*at Southern Illinois	49-61 L	5729	(13)Gordon,Lorenzo	(5)Plank,Neil
						(5)Onyeuku,Nedu
12-30-04	7:05 p.m.	* SMS	W 62-61	5965	(17)Gordon,Lorenzo	(10)Dilligard,Greg
01/03/05	7:05 pm	*at Northern Iowa	55-75 L	3126	(20)Guidry,Trey	(5)Gordon,Lorenzo
01-06-05	7:05 p.m.	*INDIANA STATE	W 62-61	4923	(20)Gordon,Lorenzo	(7)Plank,Neil
01-09-05	2:05 CST	* at Evansville	61-69 L	6416	(24)Gordon,Lorenzo	(14)Gordon,Lorenzo
01-15-05	4:05 p.m.	* DRAKE	W 74-61	5636	(21)Gordon,Lorenzo	(13)Gordon,Lorenzo
1-19-05	7:05 p.m.	*at Indiana State	W 73-69	3334	(26)Gordon,Lorenzo	(7)Gordon,Lorenzo
01-22-05	7:07 p.m.	* at Creighton	WOT 82-77	13949	(30)Guidry,Trey	(11)Gordon,Lorenzo
01-25-05	7:05 p.m.	*EVANSVILLE	W 77-58	5709	(25)Guidry,Trey	(7)Alexander,Gregg
01-29-05	6:05 p.m.	*at Wichita State	72-78 L	10478	(19)Guidry,Trey	(7)Dilligard,Greg
						(19)Greene,Vince

\* - Conference game

ATTENDANCE SUMMARY	GAMES	TOTALS	AVG/GAME
HOME	10	57347	5735
AWAY	8	55106	6888
NEUTRAL	2	16661	8331
<b>TOTAL</b>	<b>20</b>	<b>129114</b>	<b>6456</b>

## 2004-05 ILLINOIS STATE NUMERICAL ROSTER

No.	Name	Pos.	Ht.	Wt.	Cl.-Ex.	Hometown (previous schools)
1	Lorenzo Gordon	F	6-7	245	Jr.-TR	St. Louis, Mo. (Vashon/Mineral Area CC)
2	Gregg Alexander	G/F	6-4	205	Sr.-3L	Lincoln, Ill. (Lincoln)
3	Nedu Onyeuku	G	6-3	185	Jr.-TR	Omaha, Neb. (Creighton Prep/Iowa Western CC)
5	Khalif Ford	G	6-1	181	Fr.-HS	Diamond Bar, Calif. (Diamond Bar/Bridgton Academy)
11	Vince Greene	G	5-9	165	Jr.-3L	Chicago, Ill. (Brother Rice)
12	Micah Kirstein	G	6-3	190	So.-1L	Herscher, Ill. (Bishop McNamara)
14	Travis Wallace	G	6-0	175	Jr.-TR	St. Louis, Mo. (Jennings/Meramec JC)
24	Trey Guidry	G	6-2	195	Sr.-2L	Baton Rouge, La. (Central/North Carolina State)
25	Neil Plank	G/F	6-5	208	Jr.-1L	Mt. Zion, Ill. (Mt. Zion/Wisconsin)
31	Dana Ford	G	6-4	195	Jr.-2L	Tamms, Ill. (Egyptian)
32	Levi Dyer	C	6-10	220	Fr.-HS	Eaton, Colo. (Eaton)
50	Greg Dilligard	F	6-8	230	So.-1L	Labelle, Mo. (Highland)
51	Ronnie Carlwell	C	6-11	258	Fr.-RS	Maywood, Ill. (Proviso East)

Head Coach: Porter Moser

Assistant Coaches: Chris Jans, Daniyal Robinson, Brian Barone.



2004-05 ILLINOIS STATE STATISTICS

##	Player	GP	GS	Min	Avg	TOTAL			3-PTS			REBOUNDS				PF	FO	A	TO	Blk	Stl	Pts	Avg			
						FG	FGA	Pct	3FG	FGA	Pct	FT	FTA	Pct	Off									Def	Tot	Avg
01	Gordon,Lorenzo	20	20	588	29.4	134	253	.530	0	1	.000	86	134	.642	58	70	128	6.4	47	0	22	31	5	14	354	17.7
	Conference-Only...	10	10	319	31.9	67	134	.500	0	1	.000	38	58	.655	34	37	71	7.1	25	0	16	15	4	6	172	17.2
24	Guidry,Trey	20	20	596	29.8	103	259	.398	42	125	.336	42	53	.792	7	59	66	3.3	46	1	42	45	2	22	290	14.5
	Conference-Only...	10	10	303	30.3	57	138	.413	22	62	.355	30	38	.789	2	28	30	3.0	24	1	18	26	0	7	166	16.6
11	Greene,Vince	20	20	614	30.7	43	104	.413	26	65	.400	56	61	.918	2	44	46	2.3	22	0	90	53	2	22	168	8.4
	Conference-Only...	10	10	309	30.9	25	58	.431	15	33	.455	24	25	.960	1	17	18	1.8	16	0	42	28	2	12	89	8.9
25	Plank,Neil	18	0	391	21.7	53	102	.520	14	34	.412	25	38	.658	22	61	83	4.6	25	0	27	23	3	12	145	8.1
	Conference-Only...	10	0	222	22.2	26	53	.491	4	14	.286	13	22	.591	13	39	52	5.2	14	0	14	16	1	6	69	6.9
50	Dilligard,Greg	20	20	528	26.4	61	107	.570	0	0	.000	21	67	.313	44	64	108	5.4	53	1	21	26	32	26	143	7.2
	Conference-Only...	10	10	257	25.7	29	53	.547	0	0	.000	10	33	.303	20	29	49	4.9	29	0	11	16	11	11	68	6.8
02	Alexander,Gregg	18	17	485	26.9	38	77	.494	34	69	.493	8	11	.727	2	50	52	2.9	28	0	44	18	1	15	118	6.6
	Conference-Only...	9	8	253	28.1	18	39	.462	17	37	.459	1	3	.333	2	30	32	3.6	12	0	15	9	1	6	54	6.0
03	Onyeuku,Nedu	18	1	254	14.1	27	77	.351	9	34	.265	11	13	.846	9	21	30	1.7	26	0	16	29	3	12	74	4.1
	Conference-Only...	9	1	115	12.8	7	23	.304	2	10	.200	3	4	.750	5	10	15	1.7	11	0	5	12	1	4	19	2.1
31	Ford,Dana	18	2	224	12.4	11	34	.324	5	18	.278	1	5	.200	8	29	37	2.1	18	0	11	20	4	7	28	1.6
	Conference-Only...	8	1	111	13.9	1	8	.125	1	4	.250	0	2	.000	2	14	16	2.0	8	0	6	10	2	3	3	0.4
05	Ford,Khalif	12	0	128	10.7	6	14	.429	1	5	.200	5	9	.556	1	14	15	1.3	21	0	16	11	0	7	18	1.5
	Conference-Only...	5	0	69	13.8	5	11	.455	0	3	.000	1	1	1.000	1	6	7	1.4	12	0	9	4	0	3	11	2.2
51	Carlwell,Ronnie	19	0	167	8.8	10	22	.455	0	0	.000	5	11	.455	19	26	45	2.4	25	0	6	12	15	3	25	1.3
	Conference-Only...	9	0	54	6.0	6	10	.600	0	0	.000	0	2	.000	8	12	20	2.2	12	0	1	2	6	1	12	1.3
32	Dyer,Levi	7	0	20	2.9	3	6	.500	0	2	.000	2	2	1.000	0	0	0	0.0	1	0	0	1	0	4	8	1.1
	Conference-Only...	2	0	7	3.5	0	0	.000	0	0	.000	2	2	1.000	0	0	0	0.0	1	0	0	0	0	0	2	1.0
14	Wallace,Travis	7	0	24	3.4	1	1	1.000	0	0	.000	0	4	.000	1	3	4	0.6	0	0	3	2	0	4	2	0.3
	Conference-Only...	2	0	3	1.5	1	1	1.000	0	0	.000	0	0	.000	0	0	0	0.0	0	0	0	2	0	0	2	1.0
12	Kirstein,Micah	5	0	6	1.2	0	0	.000	0	0	.000	0	0	.000	0	1	1	0.2	1	0	1	0	0	0	0	0.0
	Conference-Only...	2	0	3	1.5	0	0	.000	0	0	.000	0	0	.000	0	0	0	0.0	0	0	0	0	0	0	0	0.0
TM	TEAM.....														25	31	56	2.8			6					
	Conference-Only...														14	15	29	2.9			2					
	<b>Total.....</b>	<b>20</b>				<b>490</b>	<b>1056</b>	<b>.464</b>	<b>131</b>	<b>353</b>	<b>.371</b>	<b>262</b>	<b>408</b>	<b>.642</b>	<b>198</b>	<b>473</b>	<b>671</b>	<b>33.5</b>	<b>313</b>	<b>2</b>	<b>299</b>	<b>277</b>	<b>67</b>	<b>148</b>	<b>1373</b>	<b>68.7</b>
	<b>Conference-Only...</b>	<b>10</b>				<b>242</b>	<b>528</b>	<b>.458</b>	<b>61</b>	<b>164</b>	<b>.372</b>	<b>122</b>	<b>190</b>	<b>.642</b>	<b>102</b>	<b>237</b>	<b>339</b>	<b>33.9</b>	<b>164</b>	<b>1</b>	<b>137</b>	<b>142</b>	<b>28</b>	<b>59</b>	<b>667</b>	<b>66.7</b>
	<b>Opponents.....</b>	<b>20</b>				<b>488</b>	<b>1129</b>	<b>.432</b>	<b>117</b>	<b>339</b>	<b>.345</b>	<b>185</b>	<b>272</b>	<b>.680</b>	<b>220</b>	<b>450</b>	<b>670</b>	<b>33.5</b>	<b>366</b>	<b>8</b>	<b>264</b>	<b>286</b>	<b>63</b>	<b>107</b>	<b>1278</b>	<b>63.9</b>
	<b>Conference-Only...</b>	<b>10</b>				<b>257</b>	<b>577</b>	<b>.445</b>	<b>64</b>	<b>183</b>	<b>.350</b>	<b>92</b>	<b>133</b>	<b>.692</b>	<b>112</b>	<b>226</b>	<b>338</b>	<b>33.8</b>	<b>176</b>	<b>5</b>	<b>138</b>	<b>126</b>	<b>32</b>	<b>61</b>	<b>670</b>	<b>67.0</b>

<b>SCORE BY PERIODS:</b>	<b>1st</b>	<b>2nd</b>	<b>OT</b>	<b>Total</b>
Illinois State	658	701	14	1373
Opponents	618	651	9	1278

<b>DEADBALL REBOUNDS:</b>	<b>OFF</b>	<b>DEF</b>	<b>TOTAL</b>
Illinois State	60	0	60
Opponents	36	2	38



## SUPERLATIVES

### STARTING LINEUPS – F, F, G, G, G (3):

- Gordon, Dilligard, Alexander, Greene, Guidry (12-5)  
W – vs. Penn State, vs. Mississippi, Truman State, UT-Martin, St. John's, Alcorn State, Marshall, Indiana State, Drake, at Indiana State, at Creighton, Evansville
- L – at Marquette, Illinois-Chicago, at Northern Iowa, at Evansville, at Wichita State
- Gordon, Dilligard, Greene, Guidry, D. Ford (1-1)  
W – at Loyola-Chicago  
L – at Southern Illinois
- Gordon, Dilligard, Onyeuku, Greene, Guidry (1-0)  
W – SMS

### FIRST POINTS:

Gordon 9, Guidry 4, Greene 3, Dilligard 2, Onyeuku 1

### DOUBLE-DIGIT SCORERS (51):

Gordon 18, Guidry 13, Greene 8, Plank 4, Onyeuku 3, Dilligard 3, Alexander 3

### DOUBLE-DIGIT REBOUNDING (7):

Gordon 4, Dilligard 3

### LEADING SCORER:

Gordon 12, Guidry 6, Onyeuku 1, Plank 1, Greene 1

### LEADING REBOUNDER:

Gordon 7, Dilligard 5, Plank 3, Guidry 2, Alexander 2, Carlwell 1, Greene 1, Onyeuku 1

### DOUBLE-DOUBLES (7):

Gordon 4, Alexander 1, Dilligard 1, Greene 1

### DUNKS (20):

Dilligard 11, Gordon 4, Onyeuku 2, Carlwell 2, Plank 1

### FIRST SUBSTITUTION:

Plank 9, K. Ford 4, Onyeuku 4, Carlwell 3

### CHARGES DRAWN (10):

Dilligard 4, Alexander 3, Dyer 1, Greene 1, K. Ford 1, Guidry 1

### MOST MINUTES:

- 42, Lorenzo Gordon at Creighton, 1-22-05
- 42, Vince Greene at Creighton, 1-22-05
- 38, Vince Greene at Wichita State, 1-29-05
- 38, Trey Guidry vs. Illinois-Chicago, 11-30-04
- 37, Gregg Alexander vs. Marshall, 12-11-04
- 37, Vince Greene vs. St. John's, 12-4-04
- 36, Gregg Alexander at Wichita State, 1-29-05
- 36, Trey Guidry at Wichita State, 1-29-05
- 36, Lorenzo Gordon at Indiana State, 1-19-05
- 35, Gregg Alexander at Creighton, 1-22-05
- 35, Trey Guidry at Creighton, 1-22-05
- 35, Gregg Alexander at Indiana State, 1-19-05
- 35, Vince Greene at Indiana State, 1-19-05
- 35, Lorenzo Gordon at Evansville, 1-9-04
- 35, Greg Dilligard at Loyola-Chicago, 12-18-04
- 35, Vince Greene vs. Illinois-Chicago, 11-30-04

## INDIVIDUAL GAME-BY-GAME (PTS-REB-ASTS)

Opponent	Alexander	Carlwell	Dilligard	Dyer	D. Ford	K. Ford
<b>vs. Penn State</b>	6-1-2*	3-2-0	6-4-3*	0-0-0	2-2-0	INJ.
<b>at Marquette</b>	0-1-0*	3-6-1	6-3-0*	2-0-0	0-2-0	INJ.
<b>vs. Mississippi</b>	8-0-2*	0-2-1	7-11-1*	0-0-0	0-1-0	0-2-3
<b>Truman State</b>	8-3-5*	7-2-1	6-6-1*	2-0-0	8-2-1	DNP
<b>UT-Martin</b>	9-7-2*	0-5-2	3-6-2*	2-0-0	5-5-0	0-1-1
<b>Illinois-Chicago</b>	3-1-3*	0-3-0	6-4-0*	DNP	6-3-0	0-1-1
<b>St. John's</b>	9-2-0*	0-1-0	8-4-0*	DNP	0-1-0	0-1-0
<b>Alcorn State</b>	11-3-5*	0-0-0	7-7-1*	DNP	0-2-1	6-1-0
<b>Marshall</b>	10-2-10*	0-3-0	14-3-1*	DNP	2-1-2	1-0-1
<b>at Loyola-Chicago</b>	INJ.	0-2-0	12-11-1*	DNP	2-3-1*	0-2-1
<b>at S. Illinois*</b>	INJ.	0-1-0	9-4-1*	DNP	0-4-2*	2-1-0
<b>SMS*</b>	3-1-1	0-0-0	8-10-4*	DNP	3-4-1	0-1-2
<b>at Northern Iowa*</b>	0-3-1*	0-1-0	9-4-1*	0-0-0	0-0-0	3-2-0
<b>Indiana State*</b>	3-5-0*	2-3-1	3-5-0	DNP	0-1-2	4-1-6
<b>at Evansville*</b>	0-4-1*	DNP	6-7-1*	DNP	0-2-0	2-2-1
<b>Drake*</b>	15-6-6*	0-3-0	4-2-0*	DNP	0-4-1	INJ.
<b>at Indiana State*</b>	9-1-0*	2-4-0	3-1-0*	DNP	0-1-0	INJ.
<b>at Creighton*</b>	4-3-3*	2-2-0	8-5-1*	DNP	DNP	INJ.
<b>Evansville*</b>	11-7-1*	4-2-0	10-5-1*	2-0-0	0-0-0	INJ.
<b>at Wichita State*</b>	9-2-2*	2-4-0	9-7-2*	DNP	DNP	INJ.

Opponent	Gordon	Greene	Guidry	Kirstein	Onyeuku	Plank	Wallace
<b>vs. Penn State</b>	26-6-1*	7-8-6*	16-2-4*	0-0-0	16-0-2	0-2-1	0-0-0
<b>at Marquette</b>	7-5-0*	0-1-0*	6-2-2*	DNP	8-4-0	INJ.	0-2-1
<b>vs. Mississippi</b>	22-10-1*	7-0-2*	24-2-2*	DNP	2-2-1	INJ.	0-1-1
<b>Truman State</b>	16-5-0*	14-2-5*	10-8-4*	0-1-0	6-0-2	5-4-2	0-1-1
<b>UT-Martin</b>	23-4-1*	5-4-7*	27-3-2*	0-0-1	0-2-0	6-2-2	0-0-0
<b>Illinois-Chicago</b>	13-6-0*	8-2-7*	9-2-1*	DNP	2-2-0	9-3-1	DNP
<b>St. John's</b>	22-6-2*	13-3-6*	6-8-4*	DNP	5-1-4	14-3-3	DNP
<b>Alcorn State</b>	19-7-0*	11-5-6*	10-3-1*	DNP	6-2-2	5-6-0	DNP
<b>Marshall</b>	15-2-1*	9-1-4*	7-4-1*	DNP	DNP	21-8-2	DNP
<b>at Loyola-Chicago</b>	19-6-0*	5-2-5*	9-2-3*	DNP	10-2-0	16-3-2	DNP
<b>at S. Illinois*</b>	13-4-4*	3-0-5*	10-2-0*	DNP	10-5-2	2-5-0	DNP
<b>SMS*</b>	17-6-0*	7-2-3*	15-0-1*	DNP	2-0-0*	7-7-3	DNP
<b>at Northern Iowa*</b>	9-5-2*	11-1-1*	20-3-1*	0-0-0	0-2-0	3-4-1	0-0-0
<b>Indiana State*</b>	20-2-2*	0-1-5*	9-2-3*	DNP	5-3-1	17-7-1	DNP
<b>at Evansville*</b>	24-14-0*	4-1-3*	19-3-2*	DNP	0-2-0	6-6-0	DNP
<b>Drake*</b>	21-13-2*	12-1-3*	10-1-1*	DNP	DNP	12-9-5	DNP
<b>at Indiana State*</b>	26-7-2*	16-4-10*	9-3-2*	DNP	0-0-0	8-3-1	DNP
<b>at Creighton*</b>	19-11-0*	10-4-5*	30-8-2*	DNP	0-0-0	9-5-1	DNP
<b>Evansville*</b>	11-6-1*	7-4-6*	25-4-5*	0-0-0	2-3-2	3-3-1	2-0-0
<b>at Wichita State*</b>	12-3-3*	19-0-1*	19-4-1*	DNP	0-0-0	2-4-0	DNP



THE LAST TIME IT HAPPENED

INDIVIDUAL

A player scored 40 points ...

ILLINOIS ST. ....Tarise Bryson (41) at C. Michigan, 12-3-00
Opponent .....Anthony Roberts (48), Oral Roberts, 1-6-75

A player scored 30 points ...

ILLINOIS ST. ....Trey Guidry (30) at Creighton, 1-22-05
Opponent .....Jermaine Boyette (31), Weber St., 11-16-01

A player grabbed 20 rebounds ...

ILLINOIS ST. ....Ron deVries (24) vs. Pacific, 1-19-74
Opponent .....Anthony Bonner (21), St. Louis, 2-6-90

A player grabbed 15 rebounds ...

ILLINOIS ST. ....Baboucar Bojang (15) vs. UNI, 1-30-02
Opponent .....Grant Stout (15), UNI, 1-3-05

A player had a double-double ...

ILLINOIS ST. ....Lorenzo Gordon (19p, 11r) at Creighton, 1-22-05
Opponent .....David Moss (22p, 11r), Indiana State, 1-6-05

A player made five 3-pointers ...

ILLINOIS ST. ....Vince Greene (6-7) at Wichita State, 1-29-05
Opponent .....Eric Gray (6-8), Indiana State, 1-19-05

A player made 10 free throws ...

ILLINOIS ST. ....Lorenzo Gordon (10-14) vs. St. John's, 12-4-04
Opponent .....David Moss (12-15), Indiana State, 1-10-04

A player had 15 free throw attempts ...

ILLINOIS ST. ....Tarise Bryson (12-15) at Purdue, 3-14-01
Opponent .....David Moss (12-15), Indiana State, 1-10-04

A player had 10 assists ...

ILLINOIS ST. ....Vince Greene (10) at Indiana State, 1-19-05
Opponent .....Martell Bailey (12), Illinois-Chicago, 12-13-03

A player had five steals ...

ILLINOIS ST. ....Trey Guidry (5) vs. Marshall, 12-11-04
Opponent .....Tony Young (5), Southern Illinois, 12-23-04

A player blocked five shots ...

ILLINOIS ST. ....Greg Dilligard (7) at Loyola-Chicago, 12-18-04
Opponent .....Bradley Strickland (5), Evansville, 1-9-05

TEAM

A team scored 100 points ...

ILLINOIS ST. ....vs. Southern Illinois (105), 1-10-98
Opponent .....Oklahoma (112), 12-28-90

A team made 35 field goals ...

ILLINOIS ST. ....vs. Bellarmine (35-71), 12-2-03
Opponent .....UT-San Antonio (35-65), 12-17-00

A team had 75 field goal attempts ...

ILLINOIS ST. ....vs. Lewis (31-78), 12-2-92
Opponent .....Akron (27-80), 11-20-98

A team shot 50 percent from the field ...

ILLINOIS ST. ....at Creighton (.509, 29-57), 1-22-05
Opponent .....UNI (.516, 32-62), 1-3-05

A team made 10 3-point field goals ...

ILLINOIS ST. ....at Wichita State (12-25), 1-29-05
Opponent .....Creighton (13-28), 1-22-05

A team had 25 3-point field goal attempts ...

ILLINOIS ST. ....at Wichita State (12-25), 1-29-05
Opponent .....Creighton (13-28), 1-22-05

A team shot 50 percent on 3-pointers ...

ILLINOIS ST. ....vs. Tennessee-Martin (.500, 12-24), 11-27-04
Opponent .....Wichita State (.529, 9-17), 1-29-05

A team made 30 free throws ...

ILLINOIS ST. ....vs. Florida A&M (38-48), 11-23-03
Opponent .....Drake (37-52), 1-17-01

A team had 25 assists ...

ILLINOIS ST. ....vs. Hofstra (25), 11-25-01
Opponent .....Evansville (26), 2-11-04

A team had 15 steals ...

ILLINOIS ST. ....vs. Bellarmine (16), 12-2-03
Opponent .....Creighton (18), 12-12-99

A team had 10 blocked shots ...

ILLINOIS ST. ....vs. Evansville (10), 1-17-79
Opponent .....Northern Illinois (11), 11-26-03

BENCH SCORING (ISU-OPP)

Table with 2 columns: Opponent, Points. Rows include vs. Penn State, at Marquette, vs. Mississippi, Truman State, UT-Martin, Illinois-Chicago, St. John's, Alcorn State, Marshall, at Loyola-Chicago, at Southern Illinois\*, SMS\*, at Northern Iowa\*, Indiana State\*, at Evansville\*, Drake\*, at Indiana State\*, at Creighton\*, Evansville\*, at Wichita State\*, Total.

2004-05 VALLEY RANKINGS

Through Jan. 29 (All Games)

Table with 3 columns: TEAM, Rank, Points. Rows include Scoring Offense, Scoring Defense, Scoring Margin, Free Throw Pct, Field Goal Pct, FG Pct. Defense, 3-Point FG Pct, 3-Point FG Pct. Def, Rebounding Offense, Rebounding Defense, Rebounding Margin, Blocked Shots, Assists, Steals, Turnover Margin, Assist/Turnover Ratio, Offensive Rebounds, Defensive Rebounds, 3-Point Field Goals Made.

INDIVIDUAL

Table with 3 columns: Player Name, Rank, Points. Rows include Lorenzo Gordon, Trey Guidry, Vince Greene, Gregg Alexander, Greg Dilligard, Lorenzo Gordon, Vince Greene, Gregg Alexander, Trey Guidry, Greg Dilligard, Lorenzo Gordon, Greg Dilligard.

ILLINOIS STATE'S 2004-05 RECORD WHEN

Table with 2 columns: Record, Points. Rows include Overall, Missouri Valley Conference, Playing Nationally Ranked Teams, Leading at the Half, Trailing at the Half, Tied at the Half, Leading with 5:00 to Play, Trailing with 5:00 to Play, In Overtime, ISU out-rebounds opponent, Opponents out-rebound ISU, ISU has 15 or fewer Turnovers, ISU has fewer Turnovers than opp., ISU shoots 50 Percent or Better, ISU shoots 40 Percent or Better, Opponents shoot less than 40 Percent, Opponents shoot 40 Percent or Better, ISU shoots better than Opponent, Opponent shoots better than ISU, ISU has more FG Attempts, Opponent has more FG Attempts, ISU Shoots better than 35% on 3's, ISU Attempts more 3's, Opponents Attempt more 3's, ISU has more FT Attempts, Opponent has more FT Attempts, ISU Scores 100 or More, ISU Scores 90 or More, ISU Scores 80 or More, ISU Scores 70 or More.

Table with 2 columns: Record, Points. Rows include ISU Scores 60 or More, ISU Scores less than 60, Opponent Scores 100 or More, Opponent Scores 90 or More, Opponent Scores 80 or More, Opponent Scores 70 or More, Opponent Scores 60 or More, Opponent Scores less than 60, In Games Decided by 5 or less, In Games Decided by 6-10 Points, In Games Decided by 11-20 Points, In Games Decided by 21+ Points, Day Games, Night Games, Home Court, Away Games, Neutral Games, When ISU Scores First, When ISU Wins Tip, In November, In December, In January, In February, In March, On Sunday, On Monday, On Tuesday, On Wednesday, On Thursday, On Friday, On Saturday.



## 2004-05 GAME-BY-GAME

	Final	FG	FG%	3FG	3%	FT	FT%	O-D-T Reb.	Fouls	Assists	Turnovers	Blocks	Steals	Halftime
Penn State	73	27-56	.482	3-9	.333	16-23	.696	12-21-33	17	14	13	0	2	37
vs. ILLINOIS STATE	82	30-57	.526	8-20	.400	14-19	.737	6-23-29	18	19	10	2	6	32
ILLINOIS STATE at Marquette	32 60	10-50 22-48	.200 .458	1-16 6-16	.063 .375	11-21 10-15	.524 .667	11-17-28 11-34-45	17 21	4 14	13 18	2 6	5 2	15 38
Mississippi	52	18-48	.375	6-14	.429	10-18	.556	10-10-20	15	10	14	2	6	23
vs. ILLINOIS STATE	70	25-42	.595	7-13	.538	13-18	.722	9-23-32	16	14	18	5	7	38
Truman State	47	20-58	.345	4-14	.286	3-8	.375	11-21-32	15	8	16	1	4	19
at ILLINOIS STATE	82	31-55	.564	9-19	.474	11-17	.647	7-29-36	8	22	12	3	12	33
UT-Martin	51	17-59	.288	4-13	.308	13-17	.765	15-26-41	16	8	21	4	4	23
at ILLINOIS STATE	80	32-67	.478	12-24	.500	4-10	.400	12-29-41	15	20	12	3	12	38
Illinois-Chicago	60	23-45	.511	1-8	.125	13-16	.813	5-23-28	13	14	16	3	7	33
at ILLINOIS STATE	56	20-52	.385	7-23	.304	9-14	.643	12-18-30	18	13	16	0	9	26
St. John's	69	30-59	.508	6-14	.429	3-5	.600	7-24-31	21	16	16	5	5	31
at ILLINOIS STATE	77	26-53	.491	8-19	.421	17-28	.607	10-23-33	10	19	13	4	12	44
Alcorn State	62	25-69	.362	7-24	.292	5-11	.455	15-25-40	29	16	15	3	6	22
at ILLINOIS STATE	75	22-48	.458	6-18	.333	25-40	.625	9-32-41	15	16	16	7	10	34
Marshall	67	22-47	.468	9-23	.391	14-19	.737	7-23-30	22	15	20	4	3	36
at ILLINOIS STATE	79	28-52	.538	7-18	.389	16-26	.615	6-20-26	18	22	11	4	10	41
ILLINOIS STATE at Loyola-Chicago	73 67	24-52 27-63	.462 .429	5-19 7-21	.263 .333	20-25 6-7	.800 .857	14-22-36 15-17-32	14 21	13 11	14 11	9 3	6 7	40 35
ILLINOIS STATE at Southern Illinois*	49 61	20-43 25-56	.465 .446	5-12 4-18	.417 .222	4-17 7-9	.235 .779	8-21-29 11-22-33	15 15	14 13	20 12	1 3	6 14	23 33
SMS*	61	24-58	.414	6-14	.429	7-13	.538	14-18-32	17	10	15	4	5	27
at ILLINOIS STATE	62	23-48	.479	6-14	.429	10-14	.714	10-25-35	15	15	20	8	3	34
ILLINOIS STATE at Northern Iowa*	55 75	20-52 32-62	.385 .516	7-16 3-10	.438 .300	8-11 8-12	.727 .667	6-24-30 11-29-40	17 14	7 15	14 8	4 6	6 6	36 36
Indiana State*	61	24-52	.462	3-16	.188	10-15	.667	8-24-32	19	11	13	1	7	35
at ILLINOIS STATE	62	25-51	.490	2-12	.167	10-18	.556	8-23-31	17	21	13	1	9	32
ILLINOIS STATE at Evansville*	61 69	25-68 24-59	.368 .407	3-16 5-18	.188 .278	8-14 16-21	.571 .762	18-27-45 11-28-39	21 14	8 13	15 13	2 8	8 2	26 30
Drake*	61	24-62	.387	5-19	.263	8-13	.615	16-23-39	22	7	18	4	13	31
at ILLINOIS STATE	74	25-56	.446	8-23	.348	16-23	.696	13-27-40	18	18	17	6	6	35
ILLINOIS STATE at Indiana State*	73 69	24-43 26-56	.558 .464	6-17 11-20	.353 .550	19-23 6-9	.826 .667	5-20-25 9-16-25	15 15	15 15	13 11	1 1	5 3	37 38
ILLINOIS STATE* at Creighton*	82 77	29-57 30-64	.509 .469	5-14 13-28	.357 .464	19-24 4-6	.792 .667	13-26-39 10-17-27	11 18	12 18	11 9	0 2	6 5	32 37
Evansville*	58	24-57	.421	5-23	.217	5-9	.556	9-23-32	24	17	15	2	4	26
at ILLINOIS STATE	77	26-53	.491	7-15	.467	18-26	.692	9-28-37	17	17	12	3	4	27
ILLINOIS STATE at Wichita State*	72 78	25-57 24-52	.439 .462	12-25 9-17	.480 .529	10-20 21-26	.500 .808	12-17-29 13-26-39	18 18	10 19	7 12	2 1	6 2	35 28





# Gregg Alexander<sup>2</sup>

G • 6-4 • 205 • Sr.-3L • Lincoln, Ill. (Lincoln)

### CAREER BESTS:

Points – 24 vs. Hofstra, 11-25-01  
Rebounds – 10 vs. Bradley, 2-1-03  
Assists – 10 vs. Marshall, 12-11-04  
Blocked Shots – 3 vs. Northern Iowa, 12-20-03  
Steals – 5 at Drake, 2-26-03  
Minutes – 42 vs. Hofstra, 11-25-01

### SEASON BESTS:

Points – 15 vs. Drake, 1-15-05  
Rebounds – 7, twice  
Assists – 10 vs. Marshall, 12-11-04  
Blocked Shots – 1 vs. Drake, 1-15-05  
Steals – 3 vs. St. John's, 12-4-04  
Minutes – 37 vs. Marshall, 12-11-04

### Last Time Out:

Totalled nine points, two rebounds, two steals and two assists in 36 minutes.

### UPDATED PLAYER NOTES:

- Tossed in five treys against Drake, the fifth game of his career with five three-pointers.
- Missed two games due to a severe ankle sprain.
- Dished out a career-high 10 assists (without a turnover) against Marshall en route to his second career double-double to go along with his 10 points.

### 2004-05 GAME-BY-GAME STATISTICS

Opponent	M	FG-A	3FG-A	FT-A	O-R	PF	A	TO	BLK	S	TP
vs. Penn State <sup>^</sup>	21	2-4	2-4	0-0	0-1	3	2	1	0	2	6
at Marquette <sup>^</sup>	23	0-3	0-2	0-0	0-1	1	0	1	0	0	0
vs. Mississippi <sup>^</sup>	26	3-5	2-4	0-0	0-0	3	2	0	0	0	8
Truman State	18	3-6	2-4	0-0	0-3	2	5	1	0	1	8
UT-Martin	29	3-4	3-4	0-0	0-7	1	2	2	0	1	9
Illinois-Chicago	17	1-3	1-3	0-0	0-1	2	3	3	0	0	3
St. John's	30	2-2	2-2	3-4	0-2	2	0	0	0	3	9
Alcorn State	31	3-5	3-5	2-2	0-3	2	5	1	0	1	11
Marshall	37	3-6	2-4	2-2	2	0	10	0	0	1	10
at Loyola-Chicago											
at Southern Illinois <sup>*</sup>											
SMS <sup>*</sup>	15	1-1	1-1	0-0	0-1	0	1	2	0	0	3
at Northern Iowa <sup>*</sup>	14	0-2	0-2	0-0	0-3	2	1	1	0	0	0
Indiana State <sup>*</sup>	26	1-2	1-2	0-0	2-5	0	0	2	0	0	3
at Evansville <sup>*</sup>	28	0-3	0-3	0-0	0-4	4	1	0	0	1	0
Drake <sup>*</sup>	34	5-11	5-11	0-1	0-6	3	6	2	1	1	15
at Indiana State <sup>*</sup>	35	3-7	3-7	0-0	0-1	0	0	1	0	1	9
at Creighton <sup>*</sup>	35	1-2	1-2	1-2	0-3	0	3	1	0	1	4
Evansville <sup>*</sup>	30	1-3	1-2	4-4	0-4	0	6	3	0	2	7
at Wichita State <sup>*</sup>	36	3-6	3-5	0-0	0-2	3	2	0	0	2	9

BOLD indicates games started

<sup>^</sup> BCA Classic (Milwaukee, Wis.)

<sup>\*</sup> Missouri Valley Conference game



# Ronnie Carlwell<sup>51</sup>

C • 6-11 • 258 • Fr.-RS • Maywood, Ill. (Proviso East)

### CAREER BESTS:

Points – 7 vs. Truman State, 11-22-04  
Rebounds – 6 at Marquette, 11-15-04  
Assists – 2 vs. Tennessee-Martin, 11-27-04  
Blocked Shots – 3 vs. Drake, 1-15-05  
Steals – 1, three times  
Minutes – 24 at Marquette, 11-15-04

### SEASON BESTS:

Points – 7 vs. Truman State, 11-22-04  
Rebounds – 6 at Marquette, 11-15-04  
Assists – 2 vs. Tennessee-Martin, 11-27-04  
Blocked Shots – 3 vs. Drake, 1-15-05  
Steals – 1, three times  
Minutes – 24 at Marquette, 11-15-04

### Last Time Out:

Two points, four rebounds and a block in 10 minutes of action.

### UPDATED PLAYER NOTES:

- Has scored 10 points in the last four games.
- Collected a career-best three blocked shots against Drake on Jan. 15.
- Scored a career-high seven points against Truman State.
- Played a career-high 24 minutes against Marquette and had a career best six rebounds along with three points and a pair of blocked shots.
- Dropped 10 pounds and is running the floor better than ever.

### 2004-05 GAME-BY-GAME STATISTICS

Opponent	M	FG-A	3FG-A	FT-A	O-R	PF	A	TO	BLK	S	TP
vs. Penn State <sup>^</sup>	8	1-1	0-0	1-2	2-2	3	0	0	0	0	3
at Marquette <sup>^</sup>	24	1-2	0-0	1-3	2-6	3	1	3	2	0	3
vs. Mississippi <sup>^</sup>	16	0-1	0-0	0-0	0-1	2	1	1	2	0	0
Truman State	14	2-2	0-0	3-4	0-2	1	1	2	0	0	7
UT-Martin	14	0-2	0-0	0-0	3-5	1	2	1	2	0	0
Illinois-Chicago	6	0-1	0-0	0-0	2-3	0	0	0	0	0	0
St. John's	7	0-0	0-0	0-0	1-1	0	0	1	0	1	0
Alcorn State	6	0-0	0-0	0-0	0-0	0	0	0	2	1	0
Marshall	10	0-1	0-0	0-0	1-3	3	0	2	1	0	0
at Loyola-Chicago	8	0-2	0-0	0-0	0-2	0	0	0	0	0	0
at Southern Illinois <sup>*</sup>	4	0-1	0-0	0-0	1-1	0	0	0	0	0	0
SMS <sup>*</sup>	1	0-1	0-0	0-0	0-0	2	0	0	0	0	0
at Northern Iowa <sup>*</sup>	3	0-0	0-0	0-0	0-1	2	0	1	0	0	0
Indiana State <sup>*</sup>	5	1-2	0-0	0-0	1-3	2	1	0	0	0	2
at Evansville <sup>*</sup>											
Drake <sup>*</sup>	5	0-0	0-0	0-0	0-3	0	0	1	3	0	0
at Indiana State <sup>*</sup>	10	1-1	0-0	0-0	1-4	3	0	0	0	0	2
at Creighton <sup>*</sup>	6	1-2	0-0	0-0	1-2	1	0	0	0	1	2
Evansville <sup>*</sup>	10	2-2	0-0	0-0	1-2	1	0	0	2	0	4
at Wichita State <sup>*</sup>	10	1-1	0-0	0-2	3-4	1	0	0	1	0	2

BOLD indicates games started

<sup>^</sup> BCA Classic (Milwaukee, Wis.)

<sup>\*</sup> Missouri Valley Conference game



**Greg Dilligard** 50  
F • 6-8 • 230 • So.-1L • Labelle, Mo. (Highland)

**CAREER BESTS:**

Points – 14 vs. Marshall, 12-11-04  
Rebounds – 11, twice  
Assists – 4 vs. SMS, 12-30-04  
Blocked Shots – 7 at Loyola-Chicago, 12-18-04  
Steals – 3, four times  
Minutes – 35, twice

**SEASON BESTS:**

Points – 14 vs. Marshall, 12-11-04  
Rebounds – 11, twice  
Assists – 4 vs. SMS, 12-30-04  
Blocked Shots – 7 at Loyola-Chicago, 12-18-04  
Steals – 3, three times  
Minutes – 35 at Loyola-Chicago, 12-18-04

**Last Time Out:**

Posted nine points, seven boards, two assists and a blocked shot in 27 minutes.

**UPDATED PLAYER NOTES:**

- Has made two of his last 20 free throw attempts.
- Against Evansville (1/25) tossed in 10 points on 5-for-5 shooting.
- Named State Farm MVC Player of the Week on Dec. 20 for his game at Loyola.
- Posted his first career double-double at Loyola-Chicago with 12 points and a career matching 11 rebounds. Also posted a career best seven blocks and three steals in a game that Porter Moser dubbed as “the single-best defensive performance I have ever been associated with.”
- Registered a career scoring night against Marshall with 14 points, including 12 in the first half.
- Dominated the glass against Mississippi with a career-high 11 rebounds.


**2004-05 GAME-BY-GAME STATISTICS**

Opponent	M	FG-A	3FG-A	FT-A	R	PF	A	TO	BLK	S	TP
vs. Penn State <sup>A</sup>	29	3-7	0-0	0-0	2-4	3	3	0	2	1	6
at Marquette <sup>A</sup>	30	2-4	0-0	2-4	3-3	1	0	1	0	0	6
vs. Mississippi <sup>A</sup>	32	3-3	0-0	1-1	2-9	4	1	3	3	0	7
Truman State	24	3-7	0-0	0-1	1-6	2	1	1	3	3	6
UT-Martin	25	1-4	0-0	1-4	3-6	3	2	0	1	0	3
Illinois-Chicago	25	3-5	0-0	0-2	2-4	2	0	2	0	3	6
St. John's	27	4-7	0-0	0-6	2-4	0	0	0	2	1	8
Alcorn State	25	3-5	0-0	1-2	3-7	1	1	0	2	2	7
Marshall	19	6-7	0-0	2-7	1-3	5	1	2	1	2	14
at Loyola-Chicago	35	4-5	0-0	4-7	4-11	3	1	1	7	3	12
at Southern Illinois <sup>*</sup>	31	4-6	0-0	1-2	0-4	1	1	2	1	2	9
SMS <sup>*</sup>	29	3-7	0-0	2-4	4-10	2	4	4	2	0	8
at Northern Iowa <sup>*</sup>	31	3-10	0-0	3-4	1-4	3	1	2	3	1	9
Indiana State <sup>*</sup>	15	1-3	0-0	0-0	1-4	4	0	0	0	1	2
at Evansville <sup>*</sup>	24	2-8	0-0	2-3	5-7	3	1	1	2	2	6
Drake <sup>*</sup>	30	2-2	0-0	0-3	0-2	2	0	3	0	1	4
at Indiana State <sup>*</sup>	15	1-1	0-0	1-4	0-1	4	0	3	1	1	3
at Creighton <sup>*</sup>	28	4-5	0-0	0-1	3-5	2	1	1	0	1	8
Evansville <sup>*</sup>	27	5-5	0-0	0-7	3-5	4	1	0	1	1	10
at Wichita State <sup>*</sup>	27	4-6	0-0	1-5	3-7	4	2	0	1	1	9

**BOLD** indicates games started

<sup>A</sup> BCA Classic (Milwaukee, Wis.)

<sup>\*</sup> Missouri Valley Conference game



**Levi Dyer** 32  
C • 6-10 • 220 • Fr.-HS • Eaton, Colo. (Eaton)

**CAREER BESTS:**

Points – 2, four times  
Rebounds – 0  
Assists – 0  
Blocked Shots – 0  
Steals – 2, twice  
Minutes – 6, twice

**Last Time Out:**

Did not play.

**UPDATED PLAYER NOTES:**

- Scored his first collegiate points in the loss to Marquette.
- Played only three minutes in the exhibition versus UMSL. Scored two points and grabbed a rebound.


**2004-05 GAME-BY-GAME STATISTICS**

Opponent	M	FG-A	3FG-A	FT-A	O-R	PF	A	TO	BLK	S	TP
vs. Penn State <sup>A</sup>	0+	0-0	0-0	0-0	0-0	0	0	0	0	0	0
at Marquette <sup>A</sup>	6	1-3	0-2	0-0	0-0	0	0	0	0	0	2
vs. Mississippi <sup>A</sup>	1	0-0	0-0	0-0	0-0	0	0	0	0	0	0
Truman State	4	1-1	0-0	0-0	0-0	0	0	0	0	2	2
UT-Martin	2	1-1	0-0	0-0	0-0	0	0	1	0	2	2
Illinois-Chicago											
St. John's											
Alcorn State											
Marshall											
at Loyola-Chicago											
at Southern Illinois <sup>*</sup>											
SMS <sup>*</sup>											
at Northern Iowa <sup>*</sup>	1	0-0	0-0	0-0	0-0	0	0	0	0	0	0
Indiana State <sup>*</sup>											
at Evansville <sup>*</sup>											
Drake <sup>*</sup>											
at Indiana State <sup>*</sup>											
at Creighton <sup>*</sup>											
Evansville <sup>*</sup>	6	0-0	0-0	2-2	0-0	1	0	0	0	0	2
at Wichita State <sup>*</sup>											

**BOLD** indicates games started

<sup>A</sup> BCA Classic (Milwaukee, Wis.)

<sup>\*</sup> Missouri Valley Conference game



**Dana Ford** **31**  
 G • 6-4 • 195 • Jr.-2L • Tamms, Ill. (Egyptian)

**CAREER BESTS:**

Points – 9 at Northern Iowa, 1-7-03  
 Rebounds – 8 at Southern Illinois, 1-4-03  
 Assists – 3, four times  
 Blocked Shots – 2, twice  
 Steals – 3, twice  
 Minutes – 31, twice

**SEASON BESTS:**

Points – 8 vs. Truman State, 11-22-04  
 Rebounds – 5 vs. Tennessee-Martin, 11-27-04  
 Assists – 2, three times  
 Blocked Shots – 1, three times  
 Steals – 2 vs. Tennessee-Martin, 11-27-04  
 Minutes – 21 at Northern Iowa, 1-3-04

**Last Time Out:**  
 Did not play.


**UPDATED PLAYER NOTES:**

- Has not scored a point in the last eight games (78 minutes).
- Has played eight total minutes in the last four games after posting double-digit minutes in the previous eight.
- Drew two starting assignments with Gregg Alexander's injury and averaged 1.0 point and 3.5 rebounds during his starts, while averaging 16.5 minutes.
- Switched uniform numbers from No. 3 to No. 31.
- Played 10 minutes in the exhibition game without a point, but snagged a pair of rebounds.

**2004-05 GAME-BY-GAME STATISTICS**

Opponent	M	FG-A	3FG-A	FT-A	O-R	PF	A	TO	BLK	S	TP
vs. Penn State <sup>^</sup>	10	1-2	0-1	0-0	1-2	0	0	0	0	0	2
at Marquette <sup>^</sup>	13	0-3	0-2	0-0	0-2	2	0	1	0	0	0
vs. Mississippi <sup>^</sup>	8	0-0	0-0	0-0	0-1	0	0	0	0	0	0
Truman State	13	3-3	2-2	0-0	0-2	0	1	1	0	0	8
UT-Martin	8	2-3	1-2	0-0	1-5	2	0	2	0	2	5
Illinois-Chicago	19	2-8	1-4	1-2	2-3	2	0	0	0	1	6
St. John's	6	0-0	0-0	0-0	0-1	1	0	0	0	1	0
Alcorn State	8	0-1	0-0	0-1	0-2	1	1	2	1	0	0
Marshall	11	1-1	0-0	0-0	0-0	1	2	1	0	0	2
at Loyola-Chicago	17	1-5	0-3	0-0	2-3	1	1	3	1	0	2
at Southern Illinois <sup>*</sup>	16	0-0	0-0	0-2	0-4	0	2	1	0	0	0
SMS <sup>*</sup>	17	1-2	1-2	0-0	1-4	0	1	1	1	0	3
at Northern Iowa <sup>*</sup>	21	0-2	0-0	0-0	0-0	1	0	1	0	1	0
Indiana State <sup>*</sup>	13	0-2	0-1	0-0	0-1	1	2	0	0	2	0
at Evansville <sup>*</sup>	17	0-0	0-0	0-0	0-2	0	0	2	0	0	0
Drake <sup>*</sup>	19	0-1	0-1	0-0	1-4	4	1	3	1	0	0
at Indiana State <sup>*</sup>	5	0-1	0-0	0-0	0-1	1	0	1	0	0	0
at Creighton <sup>*</sup>											
Evansville <sup>*</sup>	3	0-0	0-0	0-0	0-0	1	0	1	0	0	0
at Wichita State <sup>*</sup>											

**BOLD** indicates games started  
<sup>^</sup> BCA Classic (Milwaukee, Wis.)  
<sup>\*</sup> Missouri Valley Conference game



**Khalif Ford** **5**  
 G • 6-1 • 181 • Fr.-HS • Diamond Bar, Calif. (Diamond Bar)

**CAREER BESTS:**

Points – 6 vs. Alcorn State, 12-7-04  
 Rebounds – 2, four times  
 Assists – 6 vs. Indiana State, 1-6-05  
 Blocked Shots – 0  
 Steals – 2, twice  
 Minutes – 19 vs. Indiana State, 1-6-05

**Last Time Out:**  
 Did not play due to injury.

**UPDATED PLAYER NOTES:**

- Will miss 1-4 weeks with a broken third metacarpal in his left hand.
- Played 33 minutes turnover free, prior to breaking his hand.
- A career best six assists without a turnover against Indiana State.
- Scored the first points of his collegiate career with a career best six points against Alcorn State.
- Made his Redbird debut against Mississippi and made his presence felt in only 11 minutes of action, causing one steal, snagging two rebounds and handing out three assists.
- Had been sidelined the first three weeks with a stress fracture in his right tibia.

**2004-05 GAME-BY-GAME STATISTICS**

Opponent	M	FG-A	3FG-A	FT-A	O-R	PF	A	TO	BLK	S	TP
vs. Penn State <sup>^</sup>											
at Marquette <sup>^</sup>											
vs. Mississippi	11	0-0	0-0	0-0	0-2	1	3	1	0	1	0
Truman State											
UT-Martin	13	0-1	0-0	0-0	0-1	3	1	1	0	0	0
Illinois-Chicago	5	0-1	0-1	0-0	0-1	1	1	2	0	0	0
St. John's	3	0-0	0-0	0-0	0-1	1	0	0	0	0	0
Alcorn State	10	1-1	1-1	3-4	0-1	2	0	1	0	2	6
Marshall	11	0-0	0-0	1-4	0-0	0	1	1	0	1	1
at Loyola-Chicago	6	0-0	0-0	0-0	0-2	1	1	1	0	0	0
at Southern Illinois <sup>*</sup>	16	1-2	0-1	0-0	1-1	4	0	2	0	0	0
SMS <sup>*</sup>	10	0-1	0-1	0-0	0-1	1	2	1	0	0	0
at Northern Iowa <sup>*</sup>	10	1-3	0-1	1-1	0-2	1	0	1	0	0	3
Indiana State	19	2-3	0-0	0-0	0-1	2	6	0	0	2	4
at Evansville <sup>*</sup>	14	1-2	0-0	0-0	0-2	4	1	0	0	1	2
Drake <sup>*</sup>											
at Indiana State <sup>*</sup>											
at Creighton <sup>*</sup>											
Evansville <sup>*</sup>											
at Wichita State <sup>*</sup>											

**BOLD** indicates games started  
<sup>^</sup> BCA Classic (Milwaukee, Wis.)  
<sup>\*</sup> Missouri Valley Conference game



## Lorenzo Gordon 1

F • 6-7 • 245 • Jr.-TR • St. Louis, Mo. (Vashon/Mineral Area CC)

### CAREER BESTS:

Points – 26, twice  
 Rebounds – 14 at Evansville, 1-9-05  
 Assists – 4 at Southern Illinois, 12-23-04  
 Blocked Shots – 2 vs. SMS, 12-30-04  
 Steals – 2, three times  
 Minutes – 42 at Creighton, 1-22-05

**Last Time Out:**  
 Scored double digits for the seventh straight game with 12 points in 25 minutes.

### UPDATED PLAYER NOTES:

- Has four double-doubles on the year.
- Has scored double figures in 18 of 20 games, including seven straight.
- Has nine 20-point scoring efforts on the season.
- Matched his career high with 26 tallies at Indiana State.
- Named the Valley Newcomer of the Week on Nov. 22 for his effort in the BCA Classic.
- Following his three game performance at the BCA Classic, Gordon was selected to the all-tournament team. He averaged 18.3 points and seven rebounds in the three contests.
- Had a monster game against Mississippi, bringing in the first double-double of the season for the Redbirds with 22 points and 10 rebounds.
- Led the 'Birds with 26 points in his ISU debut. At one stretch, scored 18 straight points for ISU, including the first 14 of the second half.

### 2004-05 GAME-BY-GAME STATISTICS

Opponent	M	FG-A	3FG-A	FT-A	O-R	PF	A	TO	BLK	S	TP
vs. Penn State <sup>A</sup>	33	10-15	0-0	6-10	1-6	1	1	1	0	1	26
at Marquette <sup>A</sup>	21	2-9	0-0	3-7	4-5	3	0	1	0	0	7
vs. Mississippi <sup>A</sup>	31	8-13	0-0	6-11	6-10	2	1	1	0	1	22
Truman State	27	5-8	0-0	6-8	1-5	0	0	2	0	0	16
UT-Martin	24	11-20	0-0	1-2	4-4	2	1	0	0	2	23
Illinois-Chicago	27	5-8	0-0	3-4	3-6	4	0	1	0	1	13
St. John's	28	6-12	0-0	10-14	3-6	2	2	4	0	2	22
Alcorn State	29	8-14	0-0	3-7	0-7	3	0	1	1	0	19
Marshall	22	5-9	0-0	5-7	0-2	2	1	3	0	1	22
at Loyola-Chicago	27	7-11	0-0	5-6	2-6	3	0	2	0	0	19
at Southern Illinois <sup>*</sup>	34	5-12	0-0	3-9	1-4	2	4	2	0	1	13
SMS <sup>*</sup>	33	6-14	0-0	5-6	1-6	3	0	1	2	0	17
at Northern Iowa <sup>*</sup>	28	4-11	0-0	1-1	2-5	3	2	3	0	0	9
Indiana State <sup>*</sup>	29	9-13	0-0	2-5	0-2	2	2	0	1	1	20
at Evansville <sup>*</sup>	35	9-17	0-0	6-11	7-14	2	0	2	0	1	24
Drake <sup>*</sup>	32	8-15	0-0	5-6	8-13	1	2	1	1	2	21
at Indiana State <sup>*</sup>	36	11-13	0-0	4-4	3-7	2	2	2	0	1	26
at Creighton <sup>*</sup>	42	7-16	0-0	5-7	6-11	2	0	1	0	0	19
Evansville <sup>*</sup>	25	4-10	0-0	3-3	4-6	4	1	3	0	0	11
at Wichita State <sup>*</sup>	25	4-13	0-1	4-6	2-3	4	3	0	0	0	12

**BOLD** indicates games started

<sup>A</sup> BCA Classic (Milwaukee, Wis.)

<sup>\*</sup> Missouri Valley Conference game



## Vince Greene 11

G • 5-9 • 165 • Sr.-3L • Chicago, Ill. (Brother Rice)

### CAREER BESTS:

Points – 29 at Bradley, 2-12-03  
 Rebounds – 8 vs. Penn State, 11-14-04  
 Assists – 11 vs. Jacksonville, 12-18-02  
 Blocked Shots – 2 vs. SMS, 12-30-04  
 Steals – 7 at Evansville, 1-25-03  
 Minutes – 42, twice

### SEASON BESTS:

Points – 19 at Wichita State, 11-29-05  
 Rebounds – 8 vs. Penn State, 11-14-04  
 Assists – 10 at Indiana State, 1-19-05  
 Blocked Shots – 2 vs. SMS, 12-30-04  
 Steals – 2, seven times  
 Minutes – 42 at Creighton, 1-22-05

**Last Time Out:**  
 Scored 19 points, including 12 on four treys in the final 43 seconds.

### UPDATED PLAYER NOTES:

- Tossed in a season high 19 points at Wichita State thanks to four three-pointers in the final 43 seconds.
- Had a streak of 25 straight free throws end at Wichita State on his first attempt.
- Posted his second career double-double at Illinois State with 16 points and 10 assists at Indiana State.
- Has eight double-digit scoring games this season.
- Posted a career best two blocked shots against SMS.
- Logged 37 minutes with only one turnover and six assists against St. John's.
- Converted an Illinois State record 57 straight free throw attempts dating back to last season, before missing his first of the season against Illinois-Chicago.
- After starting his career as a Prop 48 student-athlete, he earned his fourth year of eligibility by graduating last spring.

### 2004-05 GAME-BY-GAME STATISTICS

Opponent	M	FG-A	3FG-A	FT-A	O-R	PF	A	TO	BLK	S	TP
vs. Penn State <sup>A</sup>	30	1-4	1-4	4-4	0-8	2	6	3	0	1	7
at Marquette <sup>A</sup>	29	0-2	0-0	0-0	0-1	0	0	1	0	0	0
vs. Mississippi <sup>A</sup>	25	1-3	1-3	4-4	0-0	0	2	6	0	2	7
Truman State	30	5-8	2-4	2-2	0-2	1	5	2	0	2	14
UT-Martin	26	2-5	1-2	0-0	0-4	0	7	2	0	1	5
Illinois-Chicago	35	2-4	1-2	3-4	0-2	1	7	4	0	1	8
St. John's	37	4-9	3-7	2-2	0-3	0	6	1	0	1	13
Alcorn State	30	1-4	1-4	8-10	1-5	0	6	3	0	0	11
Marshall	29	2-4	1-3	4-4	0-1	1	4	0	0	0	9
at Loyola-Chicago	34	0-3	0-3	5-6	0-2	1	5	3	0	2	5
at Southern Illinois <sup>*</sup>	24	1-1	1-1	0-0	0-0	3	5	7	0	1	3
SMS <sup>*</sup>	30	3-6	1-3	0-0	0-2	3	3	3	2	0	7
at Northern Iowa <sup>*</sup>	27	4-8	3-5	0-0	1-1	1	1	4	0	1	11
Indiana State <sup>*</sup>	22	0-2	0-2	0-0	0-1	0	5	3	0	1	0
at Evansville <sup>*</sup>	26	2-7	0-2	0-0	0-1	2	3	1	0	2	4
Drake <sup>*</sup>	33	4-11	2-6	2-2	0-1	2	3	1	0	1	12
at Indiana State <sup>*</sup>	35	3-5	1-2	9-9	0-4	1	10	3	0	2	16
at Creighton <sup>*</sup>	42	1-5	0-3	8-8	0-4	2	5	2	0	0	10
Evansville <sup>*</sup>	32	1-3	1-2	4-4	0-4	0	6	3	0	2	7
at Wichita State <sup>*</sup>	38	6-10	6-7	1-2	0-0	2	1	1	0	2	19

**BOLD** indicates games started

<sup>A</sup> BCA Classic (Milwaukee, Wis.)

<sup>\*</sup> Missouri Valley Conference game



# Trey Guidry 24

G • 6-2 • 195 • Sr.-2L • Baton Rouge, La. (Central/NC State)

### CAREER BESTS:

Points – 30 at Creighton, 1-22-05  
Rebounds – 8, three times  
Assists – 11 at Kent State, 12-7-02  
Blocked Shots – 1, seven times  
Steals – 5 vs. Marshall, 12-11-04  
Minutes – 38, four times

### SEASON BESTS:

Points – 30 at Creighton, 1-22-05  
Rebounds – 8, three times  
Assists – 5 vs. Evansville, 1-25-05  
Blocked Shots – 1, twice  
Steals – 5 vs. Marshall, 12-11-04  
Minutes – 38 vs. Illinois-Chicago, 11-30-04

### Last Time Out:

Scored 19 points on 6-for-17 shooting with four rebounds and five turnovers.

### UPDATED PLAYER NOTES:

- Has 13 double-digit scoring games this season and five 20-point games.
- At Creighton tallied a career high 30 points, a Qwest Center OMAHA™ record, which gave him 1,000 points for his ISU career.
- Nailed the game-winning basket at home against Indiana State with seven seconds remaining and sent the game at Creighton into overtime with a trey with four seconds left on the clock.
- Tossed in the 1,000<sup>th</sup> point of his career at Northern Iowa on Jan. 3.
- With six treys against Tennessee-Martin, now has 12 games in his career with five or more made threes.
- Named to Dick Vitale's "All AT&T" team, highlighting the top five three-point shooters in the nation.


### 2004-05 GAME-BY-GAME STATISTICS

Opponent	M	FG-A	3FG-A	FT-A	O-R	PF	A	TO	BLK	S	TP
vs. Penn State <sup>A</sup>	33	6-12	2-3	2-2	0-2	2	4	1	0	1	16
at Marquette <sup>A</sup>	24	1-11	0-5	4-4	0-2	3	2	1	0	0	6
vs. Mississippi <sup>A</sup>	28	9-12	4-5	2-2	1-1	1	2	2	0	1	24
Truman State	27	4-9	2-6	0-0	1-8	1	4	1	0	2	10
Tennessee-Martin	30	10-19	6-12	1-2	0-3	1	2	2	0	2	27
Illinois-Chicago	38	3-13	3-10	0-0	0-2	2	1	2	0	2	9
St. John's	34	3-13	0-6	0-0	1-8	3	4	3	1	1	6
Alcorn State	19	4-8	1-4	1-3	0-3	4	1	4	0	1	10
Marshall	33	3-13	1-6	0-0	0-4	2	1	2	1	5	7
at Loyola-Chicago	27	3-11	1-6	2-2	2-2	3	3	1	0	0	9
at Southern Illinois*	34	4-13	2-6	0-1	0-2	3	0	2	0	2	10
SMS*	25	5-10	2-5	3-4	0-0	4	1	2	0	2	15
at Northern Iowa*	33	7-11	3-6	3-4	0-3	1	1	0	0	1	20
Indiana State*	24	3-7	1-4	2-4	0-2	2	3	3	0	0	9
at Evansville*	30	8-21	3-8	0-0	0-3	2	2	5	0	0	19
Drake*	22	3-12	1-5	3-3	0-1	5	1	4	0	1	10
at Indiana State*	33	2-9	1-5	4-5	0-3	2	2	1	0	0	9
at Creighton*	35	11-20	3-7	5-6	1-8	1	2	3	0	1	30
Evansville*	31	8-18	3-5	6-6	0-4	2	5	1	0	0	25
at Wichita State*	36	6-17	3-11	4-5	1-4	2	1	5	0	0	19

BOLD indicates games started

<sup>A</sup> BCA Classic (Milwaukee, Wis.)

\* Missouri Valley Conference game



# Micah Kirstein 12

G • 6-3 • 190 • So.-1L • Herscher, Ill. (Bishop McNamara)

### CAREER BESTS:

Points – 0  
Rebounds – 1 vs. Truman State, 11-22-04  
Assists – 1 vs. Tennessee-Martin, 11-27-04  
Blocked Shots – 0  
Steals – 0  
Minutes – 2, twice

### SEASON BESTS:

Points – 0  
Rebounds – 1 vs. Truman State, 11-22-04  
Assists – 1 vs. Tennessee-Martin, 11-27-04  
Blocked Shots – 0  
Steals – 0  
Minutes – 2, twice

### Last Time Out:

Did not play.

### UPDATED PLAYER NOTES:

- Logged two minutes against Evansville (1/25) matching his career high.
- Tossed in a point in the exhibition game against UMSL.

### 2004-05 GAME-BY-GAME STATISTICS

Opponent	M	FG-A	3FG-A	FT-A	O-R	PF	A	TO	BLK	S	TP
vs. Penn State <sup>A</sup>	0+	0-0	0-0	0-0	0-0	0	0	0	0	0	0
at Marquette <sup>A</sup>											
vs. Mississippi <sup>A</sup>											
Truman State	2	0-0	0-0	0-0	0-1	1	0	0	0	0	0
UT-Martin	1	0-0	0-0	0-0	0-0	0	1	0	0	0	0
Illinois-Chicago											
St. John's											
Alcorn State											
Marshall											
at Loyola-Chicago											
at Southern Illinois*											
SMS*											
at Northern Iowa*	1	0-0	0-0	0-0	0-0	0	0	0	0	0	0
Indiana State*											
at Evansville*											
Drake*											
at Indiana State*											
at Creighton*											
Evansville*	2	0-0	0-0	0-0	0-0	0	0	0	0	0	0
at Wichita State*											

BOLD indicates games started

<sup>A</sup> BCA Classic (Milwaukee, Wis.)

\* Missouri Valley Conference game



**Nedu Onyeuku** **3**  
 G • 6-3 • 185 • Jr.-TR • Omaha, Neb. (Creighton Prep/Iowa Western CC)

**CAREER BESTS:**

**Points** – 16 vs. Penn State, 11-14-04  
**Rebounds** – 5 at Southern Illinois, 12-23-04  
**Assists** – 4 vs. St. John's, 12-4-04  
**Blocked Shots** – 1, three times  
**Steals** – 2, twice  
**Minutes** – 26 at Southern Illinois, 12-23-04

**Last Time Out:**  
 Played six minutes with one turnover.


**UPDATED PLAYER NOTES:**

- Earned his first career start against SMS.
- Had back-to-back double digit games with 10 points at both Loyola and Southern Illinois.
- Dished out a career-high four assists against St. John's including an electrifying behind-the-back pass to Lorenzo Gordon on a fast break.
- Poured in a career-high 16 points in the season opening win over Penn State. Shot 6-for-9 from the field and 3-of-6 on treys.

**2004-05 GAME-BY-GAME STATISTICS**

Opponent	M	FG-A	3FG-A	FT-A	O-R	PF	A	TO	BLK	S	TP
vs. Penn State <sup>^</sup>	15	6-9	3-6	1-1	0-0	4	2	2	0	0	16
at Marquette <sup>^</sup>	19	3-13	1-5	1-1	1-4	4	0	2	0	2	8
vs. Mississippi <sup>^</sup>	19	1-4	0-1	0-0	0-2	3	1	3	0	2	2
Truman State	20	3-8	0-2	0-0	0-0	0	2	1	0	0	6
UT-Martin	9	0-3	0-1	0-0	0-2	0	0	0	0	1	0
Illinois-Chicago	6	1-3	0-2	0-0	0-2	2	0	1	0	0	2
St. John's	10	2-4	1-2	0-0	0-1	1	4	2	0	1	5
Alcorn State	22	1-5	0-2	4-5	2-2	1	2	4	1	1	6
Marshall	Did not play – Coach's suspension										
at Loyola-Chicago	19	3-5	2-3	2-2	1-2	0	0	2	1	1	10
at Southern Illinois <sup>*</sup>	26	4-6	2-3	0-0	1-5	2	2	0	0	0	10
<b>SMS<sup>*</sup></b>	<b>20</b>	<b>1-2</b>	<b>0-1</b>	<b>0-0</b>	<b>0-0</b>	<b>0</b>	<b>0</b>	<b>4</b>	<b>0</b>	<b>0</b>	<b>2</b>
at Northern Iowa <sup>*</sup>	9	0-0	0-0	0-0	0-2	2	0	1	1	1	0
Indiana State <sup>*</sup>	16	2-7	0-2	1-2	2-3	1	1	4	0	1	5
at Evansville <sup>*</sup>	4	0-1	0-0	0-0	2-2	1	0	1	0	1	0
Drake <sup>*</sup>	Did not play – Coach's decision										
at Indiana State <sup>*</sup>	5	0-1	0-1	0-0	0-0	1	0	0	0	0	0
at Creighton <sup>*</sup>	12	0-1	0-0	0-0	0-0	2	0	0	0	0	0
Evansville <sup>*</sup>	17	0-5	0-3	2-2	0-3	2	2	1	0	1	2
at Wichita State <sup>*</sup>	6	0-0	0-0	0-0	0-0	0	0	1	0	0	0

**BOLD** indicates games started  
<sup>^</sup> BCA Classic (Milwaukee, Wis.)  
<sup>\*</sup> Missouri Valley Conference game



**Neil Plank** **25**  
 G/F • 6-5 • 208 • Jr.-1L • Mt. Zion, Ill. (Mt. Zion/Wisconsin)

**CAREER BESTS:**

**Points** – 21, twice  
**Rebounds** – 11 vs. Southern Illinois, 1-21-04  
**Assists** – 6 vs. Florida A&M, 11-23-03  
**Blocked Shots** – 1, four times  
**Steals** – 5 vs. Florida A&M, 11-23-03  
**Minutes** – 41 vs. Western Kentucky, 12-16-03

**Last Time Out:**  
 Two points and three boards in 22 minutes.

**SEASON BESTS:**

**Points** – 21 vs. Marshall, 12-11-04  
**Rebounds** – 9 vs. Drake, 1-15-04  
**Assists** – 5 vs. Drake, 1-15-04  
**Blocked Shots** – 1, three times  
**Steals** – 2, twice  
**Minutes** – 31 vs. Indiana State, 1-6-05

**UPDATED PLAYER NOTES:**

- Averaging 2.5 points over his last two games on 2-for-8 shooting.
- Has five double-digit scoring games this season.
- Scored 12 points against Drake on 3-for-4 shooting with a season best nine rebounds and a season high five assists.
- Came off the bench with 17 points and seven rebounds against Indiana State.
- Named Prairie Farms/MVC Scholar-Athlete of the Week on Dec. 13 and Dec. 20.
- Equaled his career best with 21 points on 8-for-11 shooting to pace the 'Birds over Marshall. Also added eight rebounds.
- Was nearly perfect from the floor against St. John's with 14 points on 5-for-6 shooting. Also chipped in three boards, three assists and a steal.

**2004-05 GAME-BY-GAME STATISTICS**

Opponent	M	FG-A	3FG-A	FT-A	O-R	PF	A	TO	BLK	S	TP
vs. Penn State <sup>^</sup>	21	0-3	0-2	0-0	0-2	0	1	2	0	0	0
at Marquette <sup>^</sup>	Did not play – Injured										
vs. Mississippi	Did not play – Injured										
Truman State	15	2-3	1-1	0-0	1-4	0	2	0	0	1	5
UT-Martin	18	2-5	1-3	1-2	0-2	2	2	1	0	1	6
Illinois-Chicago	22	3-6	1-1	2-2	2-3	2	1	1	0	1	9
St. John's	18	5-6	2-2	2-2	1-3	0	3	2	1	1	14
Alcorn State	20	1-5	0-2	3-6	2-6	1	0	0	0	2	5
Marshall	28	8-11	3-5	2-2	2-8	4	2	0	1	0	21
at Loyola-Chicago	27	6-10	2-4	2-2	1-3	2	2	1	0	0	16
at Southern Illinois <sup>*</sup>	15	1-2	0-1	0-3	2-5	0	0	3	0	0	2
SMS <sup>*</sup>	20	3-4	1-1	0-0	2-7	0	3	2	1	1	7
at Northern Iowa <sup>*</sup>	21	1-5	1-2	0-1	0-4	1	1	0	0	1	3
Indiana State <sup>*</sup>	31	6-10	0-1	5-7	1-7	3	1	1	0	1	17
at Evansville <sup>*</sup>	22	3-9	0-3	0-0	2-6	3	0	3	0	0	6
Drake <sup>*</sup>	25	3-4	0-0	6-8	4-9	1	5	1	0	0	12
at Indiana State <sup>*</sup>	26	3-5	1-2	1-1	0-3	1	1	2	0	0	8
at Creighton <sup>*</sup>	25	4-6	1-2	0-0	1-5	1	1	3	0	2	9
Evansville <sup>*</sup>	15	1-4	0-1	1-2	0-3	2	1	1	0	0	3
at Wichita State <sup>*</sup>	22	1-4	0-1	0-0	1-3	2	1	0	0	1	2

**BOLD** indicates games started  
<sup>^</sup> BCA Classic (Milwaukee, Wis.)  
<sup>\*</sup> Missouri Valley Conference game



# Travis Wallace 14

G • 6-0 • 175 • Jr.-TR • St. Louis, Mo. (Jennings/Meramec)

**CAREER BESTS:**

- Points – 2 vs. Evansville, 1-25-05
- Rebounds – 2 at Marquette, 11-15-04
- Assists – 1, three times
- Blocked Shots – 0
- Steals – 3 at Marquette, 11-15-04
- Minutes – 11 at Marquette, 11-15-04

Last Time Out:  
Did not play.

**UPDATED PLAYER NOTES:**

- His layup basket against Evansville (1/25) was his first field goal in an Illinois State uniform.
- Saw 11 minutes of action against Marquette, spotting point guard Vince Greene.
- Played two minutes in the exhibition game against UMSL and finished with two points.

**2004-05 GAME-BY-GAME STATISTICS**

Opponent	M	FG-A	3FG-A	FT-A	O-R	PF	A	TO	BLK	S	TP
vs. Penn State <sup>^</sup>	0+	0-0	0-0	0-0	0-0	0	0	0	0	0	0
at Marquette <sup>^</sup>	11	0-0	0-0	0-2	1-2	0	1	0	0	3	0
vs. Mississippi <sup>^</sup>	3	0-0	0-0	0-0	0-1	0	1	0	0	0	0
Truman State	6	0-0	0-0	0-2	0-1	0	1	0	0	1	0
UT-Martin	1	0-0	0-0	0-0	0-0	0	0	0	0	0	0
Illinois-Chicago											
St. John's											
Alcorn State											
Marshall											
at Loyola-Chicago											
at Southern Illinois <sup>*</sup>											
SMS <sup>*</sup>											
at Northern Iowa <sup>*</sup>	1	0-0	0-0	0-0	0-0	0	0	0	0	0	0
Indiana State <sup>*</sup>											
at Evansville <sup>*</sup>											
Drake <sup>*</sup>											
at Indiana State <sup>*</sup>											
at Creighton <sup>*</sup>											
Evansville <sup>*</sup>	2	1-1	0-0	0-0	0-0	0	0	2	0	0	2
at Wichita State <sup>*</sup>											

**BOLD** indicates games started

<sup>^</sup> BCA Classic (Milwaukee, Wis.)

<sup>\*</sup> Missouri Valley Conference game



## EXHIBITION 1

### Guidry, 'Birds Down UMSL 84-55

**NORMAL, Ill.** – Senior guard Trey Guidry scored 15 of his game high 19 points in the first half to lead the Illinois State men's basketball team to an 84-55 exhibition victory over Missouri-St. Louis Wednesday night at Redbird Arena.

The Redbirds used a 19-4 first half run to take control of the game early. Guidry scored 10 of his 15 first half points during the run, while the Rivermen missed 13 straight field goals and coughed up eight turnovers. Guidry opened the game by hitting his first six shots and he finished 6-for-7 in the first frame.

In the second half, the Redbirds led by as many as 31 points thanks to a 9-1 run in which Ronnie Carlwell tossed in four points, including a fast break dunk. Junior college transfer Lorenzo Gordon finished with 17 points, while Greg Dilligard tossed in 16 to round out the Redbirds' leading scorers.

The Rivermen had three players in double figures led by Joey Paul with 19 points and Jonathan Griffin and Aaron Green each tossed in 15 and 14 points, respectively.

**ILLINOIS STATE 84, Missouri-St. Louis 55**  
November 3, 2004 • Redbird Arena

UMSL	Min.	FG-A	FT-A	O-REB	A	PF	TP
Paul, f	29	4-8	10-10	5-8	3	2	19
Green, f	26	5-15	1-2	0-2	1	0	14
Minner, c	17	1-4	0-0	1-6	0	2	2
Cole, g	15	0-4	0-0	0-2	0	0	0
Griffin, g	30	6-14	1-4	2-2	1	3	15
Guerin	8	0-2	0-0	0-0	1	1	0
Mroz	18	0-1	0-0	0-0	0	0	0
Hamilton	3	0-0	0-0	0-0	0	0	0
Attah	15	0-2	4-4	4-6	0	1	4
Blakeney	5	0-1	0-0	0-0	0	2	0
Ward	16	0-3	1-2	0-3	0	1	1
Slaten	18	0-4	0-0	1-5	0	3	0
<b>Totals</b>	<b>200</b>	<b>16-58</b>	<b>17-22</b>	<b>15-37</b>	<b>6</b>	<b>15</b>	<b>55</b>

**Team Pct.:** FG – .276; FT – .773

**3-Pt.:** 6-24, .250 (Paul 1-2, Green 3-6, Cole 0-3, Griffin 2-5, Guerin 0-2, Attah 0-2, Blakeney 0-1, Slaten 0-3)

**Blocks:** 1 (Paul 1)

**Turnovers:** 24 (Paul 3, Green 1, Minner 2, Cole 2, Griffin 7, Guerin 1, Attah 1, Ward 4, Slaten 3)

**Steals:** 10 (Paul 1, Green 3, Cole 2, Mroz 1, Attah 1, Blakeney 1, Ward 1)

ILLINOIS ST.	Min.	FG-A	FT-A	O-REB	A	PF	TP
Gordon, f	28	8-10	1-2	1-8	1	1	17
Dilligard, f	29	7-9	2-4	1-6	5	1	16
Alexander, g	20	1-3	0-0	0-3	2	4	2
Greene, g	27	2-6	0-0	0-1	4	2	5
Guidry, g	23	8-13	0-0	0-3	3	2	19
Onyeuku	22	3-9	0-0	0-2	0	1	7
Kirstein	2	0-0	1-2	0-0	0	0	1
Wallace	2	1-1	0-0	0-0	0	0	2
Plank	19	4-6	0-0	0-1	4	2	9
D. Ford	10	0-0	0-0	0-2	0	2	0
Dyer	3	1-1	0-0	1-1	0	0	2
Carlwell	15	1-1	2-4	1-5	2	4	4
<b>Totals</b>	<b>200</b>	<b>36-59</b>	<b>6-12</b>	<b>5-36</b>	<b>21</b>	<b>19</b>	<b>84</b>

**Team Pct.:** FG – .610; FT – .500

**3-Pt.:** 6-15, .400 (Alexander 0-2, Greene 1-3, Guidry 3-5, Onyeuku 1-4, Plank 1-1)

**Blocks:** 5 (Gordon 1, Dilligard 2, Onyeuku 1, Carlwell 1)

**Turnovers:** 18 (Gordon 3, Dilligard 2, Greene 1, Guidry 1, Onyeuku 2, Plank 2, D. Ford 1, Carlwell 6)

**Steals:** 14 (Dilligard 2, Greene 1, Guidry 4, Onyeuku 1, Wallace 1, Plank 4, Carlwell 1)

**Officials:** Gerry Pollard, Brian Nottrott, Gene Grimshaw

**Attendance:** 4,423

**Halftime Score:** ILLINOIS STATE 37, UMSL 23

## GAME 1

### Newcomers Key ISU Victory Over Penn State

**MILWAUKEE, Wis.** – Junior college transfers Lorenzo Gordon and Nedu Onyeuku combined for 30 second half points and spurred Illinois State to a 82-73 victory over Penn State in the first round of the 2004 Black Coaches Association Classic at the Bradley Center Sunday night.

The win marked the first for the Redbirds over a Big Ten Conference foe since a 67-47 win at Northwestern on Dec. 18, 1996, giving the ISU program five victories over the Big Ten.

At one stretch, Gordon scored 18 straight points for ISU, including the first 14 of the second half that erased a 37-32 halftime deficit and forced a 46-46 tie with 13:48 left in the game. The hot hand transferred to Onyeuku, as he scored all 16 of his points in the next six minutes on a 20-12 ISU run which paved the way for a 66-58 Redbird lead with 7:03 remaining.

Senior sharpshooter Trey Guidry followed Onyeuku's scoring wave with 10 straight tallies of his own and pushed the ISU lead to 11 points, at 74-63, its largest of the game. Vince Greene capped off the night with four straight free throws pushing his school record to 48 straight makes from the line.

Gordon finished with a game-high 26 points on 10-for-15 shooting. He also added six rebounds in 33 minutes of action. Onyeuku's 16 points off the bench equaled Guidry's 16 point effort, while Greene collected a career-high eight rebounds to go along with his six assists.

**ILLINOIS STATE 82, Penn State 73**  
November 14, 2004 • Bradley Center

ILLINOIS STATE	Min.	FG-A	FT-A	O-REB	A	PF	TP
Gordon, f	33	10-15	6-10	1-6	1	1	26
Dilligard, f	29	3-7	0-0	2-4	3	3	6
Alexander, g	21	2-4	0-0	0-1	2	3	6
Greene, g	30	1-4	4-4	0-8	6	2	7
Guidry, g	33	6-12	2-2	0-2	4	2	16
Onyeuku	15	6-9	1-1	0-0	2	4	16
Kirstein	0+	0-0	0-0	0-0	0	0	0
Wallace	0+	0-0	0-0	0-0	0	0	0
Plank	21	0-3	0-0	0-2	1	0	0
D. Ford	10	1-2	0-0	1-2	0	0	2
Dyer	0+	0-0	0-0	0-0	0	0	0
Carlwell	8	1-1	1-2	2-2	0	3	3
<b>Totals</b>	<b>200</b>	<b>30-57</b>	<b>14-19</b>	<b>6-29</b>	<b>19</b>	<b>18</b>	<b>82</b>

**Team Pct.:** FG – .526; FT – .737

**3-Pt.:** 8-20, .400 (Alexander 2-4, Onyeuku 3-6, Greene 1-4, Guidry 2-3, Plank 0-2, D. Ford 0-1)

**Blocks:** 2 (Dilligard 2)

**Turnovers:** 10 (Gordon 1, Alexander 1, Onyeuku 2, Greene 3, Guidry 1, Plank 2)

**Steals:** 6 (Gordon 1, Alexander 2, Greene 1, Guidry 1, Dilligard 1)

Penn State	Min.	FG-A	FT-A	O-REB	A	PF	TP
Johnson, f	40	5-13	2-7	3-10	2	0	12
Claxton, f	29	5-9	6-8	7-9	1	3	16
Luber, g	33	3-7	0-0	1-1	5	1	6
Parker, g	24	4-6	4-4	1-4	1	4	14
Smith, g	35	5-13	4-4	0-4	4	2	14
Tate	9	3-3	0-0	0-1	0	4	6
Walker	10	0-1	0-0	0-1	1	0	0
Fellows	9	0-0	0-0	0-0	0	1	0
Morrissey	11	2-4	0-0	0-1	0	2	5
<b>Totals</b>	<b>200</b>	<b>27-56</b>	<b>16-23</b>	<b>12-33</b>	<b>14</b>	<b>17</b>	<b>73</b>

**Team Pct.:** FG – .482; FT – .696

**3-Pt.:** 3-9, .333 (Walker 0-1, Parker 2-3, Smith 0-4, Morrissey 1-1)

**Blocks:** 0

**Turnovers:** 13 (Tate 1, Luber 3, Walker 1, Claxton 4, Parker 4)

**Steals:** 2 (Parker 1, Smith 1)

**Officials:** Mike Eads, Roger Ayers, Jerry Heater

**Attendance:** 7,919

**Halftime Score:** Penn State 37, ILLINOIS STATE 32

## GAME 2

### Marquette Shuts Down Redbirds

**MILWAUKEE, Wis.** – Marquette held Illinois State to 20 percent shooting from the field, including 1-for-16 on threes, as the Golden Eagles handed the Redbirds a 60-32 non-conference loss in the semifinals of the 2004 Black Coaches Association Classic at the Bradley Center Monday night.

The Redbirds (1-1) fell behind early as Marquette opened with a 15-2 run to start the game and ISU never recovered. The 'Birds closed the gap to nine, but the lead ballooned to a 38-15 Golden Eagle advantage at the half.

The 32 points marked the second lowest game total for the Redbirds in the Division I era, topping only a 51-31 loss at Tulsa on Jan. 28, 1988. It was also the fewest points Marquette (2-0) had allowed since 1951.

Nedu Onyeuku led the Redbird scorers with eight points off the bench, but was 3-for-13 from the field. Lorenzo Gordon tossed in seven, while Greg Dilligard and Trey Guidry each scored six.

All-America point guard Travis Diener paved the way for the Golden Eagles with 16 points and five assists. Steve Novak was the only other player from Marquette in double figures. He scored 13.

**Marquette 60, ILLINOIS STATE 32**  
November 15, 2004 • Bradley Center

ILLINOIS STATE	Min.	FG-A	FT-A	O-REB	A	PF	TP
Gordon, f	21	2-9	3-7	4-5	0	3	7
Dilligard, f	30	2-4	2-4	3-3	0	1	6
Alexander, g	23	0-3	0-0	0-1	0	1	0
Greene, g	29	0-2	0-0	0-1	0	0	0
Guidry, g	24	1-11	4-4	0-2	2	3	6
Onyeuku	19	3-13	1-1	1-4	0	4	8
Wallace	11	0-0	0-2	1-2	1	0	0
D. Ford	13	0-3	0-0	0-2	0	2	0
Dyer	6	1-3	0-0	0-0	0	0	2
Carlwell	24	1-2	1-3	2-6	1	3	3
<b>Totals</b>	<b>200</b>	<b>10-50</b>	<b>11-21</b>	<b>11-28</b>	<b>4</b>	<b>17</b>	<b>32</b>

**Team Pct.:** FG – .200; FT – .524

**3-Pt.:** 1-16, .063 (Alexander 0-2, Guidry 0-5, Onyeuku 1-5, D. Ford 0-2, Dyer 0-2)

**Blocks:** 2 (Carlwell 2)

**Turnovers:** 13 (Gordon 1, Dilligard 1, Alexander 1, Greene 1, Guidry 1, Onyeuku 2, D. Ford 1, Carlwell 3, Team 2)

**Steals:** 5 (Onyeuku 2, Wallace 3)

Marquette	Min.	FG-A	FT-A	O-REB	A	PF	TP
Novak, f	26	4-8	2-2	1-4	0	2	13
Mason, f	29	2-6	2-3	0-5	3	2	6
Jackson, c	25	1-2	0-2	3-10	1	1	2
Chapman, g	25	3-9	2-2	1-3	2	1	8
Diener, g	27	6-10	2-2	0-4	5	1	16
Townsend	15	1-4	0-0	1-1	1	1	3
Hanley	5	0-1	0-0	0-1	1	0	0
Grimm	9	1-2	1-2	2-4	0	4	3
Kinsella	11	3-3	0-0	1-3	0	4	6
Barro	11	0-0	0-0	0-2	1	2	0
Amoroso	17	1-3	1-2	1-5	0	3	3
<b>Totals</b>	<b>200</b>	<b>22-48</b>	<b>10-15</b>	<b>11-45</b>	<b>14</b>	<b>21</b>	<b>60</b>

**Team Pct.:** FG – .458; FT – .667

**3-Pt.:** 6-16, .375 (Novak 3-5, Mason 0-1, Chapman 0-4, Diener 2-4, Townsend 1-2)

**Blocks:** 6 (Jackson 2, Townsend 2, Grimm 2)

**Turnovers:** 18 (Mason 1, Jackson 2, Diener 1, Townsend 1, Hanley 1, Grimm 2, Kinsella 1, Barro 2, Amoroso 4, Team 3)

**Steals:** 2 (Jackson 1, Townsend 1)

**Officials:** Sean Hull, Dwayne Gladden, Mark Schnur

**Attendance:** 8,203

**Halftime Score:** Marquette 38, ILLINOIS STATE 15





GAME 3

Redbirds Roll Over the Rebels

MILWAUKEE, Wis. – What a difference a day makes – especially when it comes to field goal shooting for the Illinois State basketball team.

It looked like ISU's shooting woes were going to continue after missing its first two shots of the game, but then the Redbirds (2-1) hit five straight field goals that initiated a 25-10 run to open the game.

Ole Miss (1-2) closed the gap to 29-21, but the Redbirds rallied with a 9-2 run and finished the half with a 38-23 lead.

Guidry finished with a game-high 24 points on 9-for-12 shooting, including 4-of-5 on treys. Gordon tossed in his first career double-double with 22 points and 10 rebounds, while Greg Dilligard chipped in 11 boards and seven points.

Ole Miss was led by Bam Doynne's 11 points and he was the only Rebel in double figures. Illinois State finished the BCA Classic with a third-place title and wins over both the Big Ten and South-eastern Conference.

ILLINOIS STATE 70, Mississippi 52

Table with 7 columns: Player, Min, FG-A, FT-A, O-REB, A, PF, TP. Totals: 200, 25-42, 13-18, 9-23, 14, 16, 70

Team Pct.: FG – .595; FT – .722
3-Pt.: 6-13, .538 (Alexander 2-4, Greene 1-3, Guidry 4-5, Onyeuku 0-1)
Blocks: 5 (Dilligard 3, Carlwell 2)
Turnovers: 18 (Gordon 1, Dilligard 3, Greene 6, Guidry 2, Onyeuku 3, K. Ford 1, Carlwell 1)
Steals: 7 (Gordon 1, Greene 2, Guidry 1, Onyeuku 2, K. Ford 1)

Table with 7 columns: Player, Min, FG-A, FT-A, O-REB, A, PF, TP. Totals: 200, 18-48, 10-18, 10-20, 10, 15, 52

Team Pct.: FG – .375; FT – .556
3-Pt.: 6-14, .429 (Abernathy 0-1, Nolen 1-2, Smith 0-1, Fox 2-5, Johnson 1-2, Patterson 0-1, Doynne 2-2)
Blocks: 2 (Fox 1, Jackson 1)
Turnovers: 14 (Rhodes 2, Abernathy 4, Glass 1, Fox 1, Johnson 1, Doynne 1, Eddie 2, Jackson 2)
Steals: 6 (Rhodes 2, Abernathy 1, Nolen 2, Parnell 1)

Officials: Zeldon Steed, William Humes, David Guthrie
Attendance: 8744
Halftime Score: Mississippi 52, ILLINOIS STATE 70

GAME 4

Second Half Run Gives 'Birds 82-47 Win

NORMAL, Ill. – A Gregg Alexander three-pointer ignited a 14-0 second half run that helped lead the Illinois State basketball team to an 82-47 victory over Truman State in the team's home opener Monday night.

The Redbirds (3-1) were led again by the stellar play of Lorenzo Gordon, who had 16 points and 5 rebounds, while Vince Greene chipped in 14 points and 5 assists.

The Redbirds jumped out to an early 8-0 lead thanks to a lay-up by Gordon and three-pointers from Trey Guidry (10 points) and Alexander (8 points).

Illinois State extended its lead to 14 at halftime, 33-19, with Gordon and Greene each chipping in 10 points apiece.

The Redbird lead extended even further in the second half. Neil Plank's three-pointer and Greg Dilligard's lay-up made the score 44-23, but Truman State answered with a 10-0 run of their own with Matt Brock and Austin Kirby each hitting a three during that stretch.

Alexander's basket started the 14-0 run for the 'Birds and they never looked back. Dilligard's dunk off his own steal ignited the Redbird Arena crowd and gave the home team a 58-33 advantage. Mike Oppland's 12 points led Truman State.

ILLINOIS STATE 82, Truman State 47

Table with 7 columns: Player, Min, FG-A, FT-A, O-REB, A, PF, TP. Totals: 200, 20-58, 3-8, 11-32, 8, 15, 47

Team Pct.: FG – .345; FT – .375
3-Pt.: 4-14, .286 (Sodemann 1-2, Kirby 1-4, Lindsey 0-1, G. Welker 0-1, Certa 0-1, Brock 2-5)
Blocks: 1 (Lindsey 1)
Turnovers: 16 (Oppland 4, Agbo 3, Sodemann 1, Lindsey 2, Hatcher 1, Calmes 1, Hardy 3, Ogle 1)
Steals: 4 (Agbo 1, Lindsey 1, Calmes 1, Hardy 1)

Table with 7 columns: Player, Min, FG-A, FT-A, O-REB, A, PF, TP. Totals: 200, 31-55, 11-17, 7-36, 22, 8, 82

Team Pct.: FG – .564; FT – .647
3-Pt.: 9-19, .474 (Alexander 2-4, Greene 2-4, Guidry 2-6, Onyeuku 0-2, Plank 1-1, D. Ford 2-2)
Blocks: 3 (Dilligard 3)
Turnovers: 12 (Gordon 2, Dilligard 1, Alexander 1, Greene 2, Guidry 1, Onyeuku 1, D. Ford 1, Carlwell 2, Team 1)
Steals: 12 (Dilligard 3, Alexander 1, Greene 2, Guidry 2, Wallace 1, Plank 1, Dyer 2)

Officials: Eddie Jackson, Tim Hutchinson, Mark Mayhood
Attendance: 4127
Halftime Score: ILLINOIS STATE 33, Truman State 19

GAME 5

'Birds Ground Skyhawks

NORMAL, Ill. – Trey Guidry matched a career high with 27 points and Lorenzo Gordon chipped in 23 as Illinois State pounded Tennessee-Martin 80-51 Saturday afternoon at Redbird Arena.

ISU enjoyed the friendly rims of Redbird Arena, as they shot 32-67 (.478) from the field, including a 12-24 showing from beyond the arc. The Redbirds also dished out over 20 assists for the second consecutive game.

Illinois State (4-1) came out strong as they rode the hot hands of Guidry and Gordon to a 17-4 lead to open the game. The duo each had seven of the Redbirds' first 17 points as they combined for 17 first half points.

The Skyhawks (1-2) would cut the deficit to five, 23-18, with just over eight minutes to go, however the 'Birds finished the first frame the way they started, closing out the half on a 9-0 run to take a 38-23 lead into the locker room.

Tenn.-Martin would get the lead down to 13 early in the second half, but a 13-3 Illinois State run capped by a Guidry three gave the 'Birds a 23-point advantage and closed the door on any thoughts of a Skyhawk comeback. The Redbirds would stretch their lead up to as many as 29 during the second half.

ILLINOIS STATE 80, Tennessee-Martin 51

Table with 7 columns: Player, Min, FG-A, FT-A, O-REB, A, PF, TP. Totals: 200, 17-59, 13-17, 15-41, 8, 16, 51

Team Pct.: FG – .288; FT – .765
3-Pt.: 4-13, .308 (Newson 1-1, Bullock 2-7, George 1-2, Ferrell 0-1, Flatt 0-2)
Blocks: 4 (Thompson 2, Lewis 2)
Turnovers: 21 (Newson 2, Thompson 3, Woodfork 1, Bullock 1, Ford 5, George 2, Lewis 2, Ferrell 1, Flatt 2, Carter 2)
Steals: 4 (Bullock 2, Lewis 2)

Table with 7 columns: Player, Min, FG-A, FT-A, O-REB, A, PF, TP. Totals: 200, 31-55, 11-17, 7-36, 22, 8, 82

Team Pct.: FG – .478; FT – .400
3-Pt.: 12-24, .500 (Alexander 3-4, Greene 1-2, Guidry 6-12, Onyeuku 0-1, Plank 1-3, D. Ford 1-2)
Blocks: 3 (Dilligard 1, Carlwell 2)
Turnovers: 12 (Alexander 2, Greene 2, Guidry 2, K. Ford 1, Plank, D. Ford 2, Dyer 1, Carlwell 1)
Steals: 12 (Gordon 2, Alexander 1, Greene 1, Guidry 2, Onyeuku 1, Plank 1, D. Ford 2, Dyer 2)

Officials: Jerry Seibert, Scott Fruehling, Kerry Campbell
Attendance: 4051
Halftime Score: ILLINOIS STATE 38, Tennessee-Martin 23



## GAME 6

### Redbirds Fight Flames to Finish, Falling 60-56

**NORMAL, Ill.** – Lorenzo Gordon scored in double figures for the fourth consecutive game, but Illinois State could not contain a hot shooting Illinois-Chicago squad, as the Redbirds dropped a heartbreaker, 60-56 Tuesday night at Redbird Arena.

The Redbirds held all-everything Flame Cedric Banks to only two points on 1-for-8 shooting, but UIC shot a blistering 51 percent from the field. Illinois State did not get the friendly rolls from the rim that they have grown accustomed to this season, as they only shot 39 percent from the field, marking only the second time this season Illinois State has shot under 45 percent.

In the first half, Illinois State (4-2) jumped out to a brief 4-2 lead following a Vince Greene three, but UIC (2-2) would counter with a 9-0 run to take a 11-4 lead, a lead which they would not give up during the first half. Seven was the biggest advantage of the half for the Flames, as they answered every time the 'Birds made a run.

Despite only playing 11 minutes, Gordon led the Redbirds with seven points in the first frame. Justin Bowen paced UIC with 10 in the first half and led three Flames in double figures for the game with 14 points.

After tying the game 56-56 on his first charity shot, Greene missed the second free throw, leaving the game tied at 56 and ending his school record streak of consecutive free throws made at 57, just three shy of the Missouri Valley record.

With :19 left in the game, Jovan Stefanov scored on a driving lay-up to give UIC a 58-56 advantage. Illinois State would turn the ball over on their next possession, and after adding two free throws from Elliott Poole, the Flames wrapped up the 60-56 victory.

**Illinois-Chicago 60, ILLINOIS STATE 56**  
November 30, 2004 • Redbird Arena

Illinois-Chicago	Min.	FG-A	FT-A	O-REB	A	PF	TP
Stefanov, f	32	3-6	1-2	1-5	3	2	7
Bowen, f	33	6-9	2-3	1-3	0	0	14
Poole, f	24	4-7	4-4	2-5	1	3	12
McGee, g	27	3-6	2-2	0-5	6	1	8
Banks, g	40	1-8	0-0	1-6	3	1	2
White	21	3-5	4-5	0-0	1	2	11
Bush	4	1-2	0-0	0-2	0	1	2
Bond	7	1-1	0-0	0-1	0	0	2
Boyd	12	1-1	0-0	0-1	0	3	2
<b>Totals</b>	<b>200</b>	<b>23-45</b>	<b>13-16</b>	<b>5-28</b>	<b>14</b>	<b>13</b>	<b>60</b>

**Team Pct.:** FG – .511; FT – .813

**3-Pt.:** 1-8, .125 (Stefanov 0-1, McGee 0-1, Banks 0-3, White 1-2, Bush 0-1)

**Blocks:** 3 (Bowen 1, Banks 1, Boyd 1)

**Turnovers:** 16 (Stefanov 6, Bowen 1, McGee 2, Banks 2, White 3, Boyd 1, Team 1)

**Steals:** 7 (Stefanov 2, Bowen 2, Poole 1, McGee 1, Banks 1)

ILLINOIS STATE	Min.	FG-A	FT-A	O-REB	A	PF	TP
Gordon, f	27	5-8	3-4	3-6	0	4	13
Dilligard, f	25	3-5	0-2	2-4	0	2	6
Alexander, g	17	1-3	0-0	0-1	3	2	3
Greene, g	35	2-4	3-4	0-2	7	1	8
Guidry, g	38	3-13	0-0	0-2	1	2	9
Onyeuku	6	1-3	0-0	0-2	0	2	2
K. Ford	5	0-1	0-0	0-1	1	1	0
Plank	22	3-6	2-2	2-3	1	2	9
D. Ford	19	2-8	1-2	2-3	0	2	6
Carlwell	6	0-1	0-0	2-3	0	0	0
<b>Totals</b>	<b>200</b>	<b>20-52</b>	<b>9-14</b>	<b>12-30</b>	<b>13</b>	<b>18</b>	<b>56</b>

**Team Pct.:** FG – .385; FT – .643

**3-Pt.:** 7-23, .304 (Alexander 1-3, Greene 1-2, Guidry 3-10, Onyeuku 0-2, K. Ford 0-1, Plank 1-1, D. Ford 1-4)

**Blocks:** 0

**Turnovers:** 16 (Gordon 1, Dilligard 2, Alexander 3, Greene 4, Guidry 2, Onyeuku 1, K. Ford 2, Plank 1)

**Steals:** 9 (Gordon 1, Dilligard 3, Greene 1, Guidry 2, Plank 1, D. Ford 1)

**Officials:** Steven Skiles, Sam Banks, Dave Draucker

**Attendance:** 6,260

**Halftime Score:** Illinois-Chicago 33, ILLINOIS STATE 26

## GAME 7

### Redbirds Hold Off St. John's

**NORMAL, Ill.** – Illinois State held off a late run by St. John's and knocked down four free throws with under 15 seconds to play to give the Redbirds a 77-69 victory at Redbird Arena in front of 8,044 fans.

The Redbirds started the second half on a 16-12 run as the ISU lead ballooned to 17 points, the largest lead of the game, with 10:22 left. The Red Storm (2-3) countered that and was the closest they would get as Gregg Alexander and Lorenzo Gordon (22 points, six rebounds) stepped up and hit four straight free throws to seal the win.

After St. John's scored to open the game, the Redbirds never trailed in the first half. Neil Plank (14 points, three rebounds) came off the bench and sparked a 20-8 run starting at the 10:58 mark. Gordon tossed in 12 points during the run, swelling the Illinois State lead to 35-19 with 4:27 left in the half. The 'Birds led 44-31 at intermission.

ISU started the game 3-for-12 from the field, but finished the opening stanza 12 of 15. The Redbirds also didn't allow the Red Storm any second chance points in the first.

Despite tying his season low with just six points, Trey Guidry tied his career high with eight rebounds and dished out four assists. Vince Greene chipped in 13 points and handed out six assists. St. John's Daryll Hill led the Red Storm with 22 points and seven assists.

The win gives ISU three wins this season over teams from the "power" conferences (Big East, Big Ten and Southeastern). It marks the first time since the 1996-97 season that the 'Birds have accomplished that feat.

**ILLINOIS STATE 77, St. John's 69**  
December 4, 2004 • Redbird Arena

St. John's	Min.	FG-A	FT-A	O-REB	A	PF	TP
Williams, f	36	5-9	1-1	4-9	2	2	11
Gray, f	19	3-6	0-0	0-4	0	3	6
Hamilton, c	34	6-12	0-0	1-8	1	3	13
Hill, g	40	10-19	1-2	0-0	7	0	22
Lawrence, g	31	5-8	0-0	1-3	3	5	14
Jones	5	0-1	0-0	0-1	0	0	0
Mayo	0+	0-0	0-0	0-0	0	0	0
Jackson	17	1-3	1-2	1-1	2	3	3
Missere	16	0-1	0-0	0-5	1	4	0
Diakite	2	0-0	0-0	0-0	0	1	0
<b>Totals</b>	<b>200</b>	<b>30-59</b>	<b>3-5</b>	<b>7-31</b>	<b>16</b>	<b>21</b>	<b>69</b>

**Team Pct.:** FG – .508; FT – .600

**3-Pt.:** 6-14, .429 (Williams 0-1, Hamilton 1-2, Hill 1-4, Lawrence 4-6, Jackson 0-1)

**Blocks:** 5 (Williams 1, Hamilton 3, Hill 1)

**Turnovers:** 16 (Williams 1, Hamilton 2, Hill 7, Lawrence 4, Jackson 1, Missere 1)

**Steals:** 5 (Williams 2, Hamilton 1, Hill 1, Lawrence 1)

ILLINOIS STATE	Min.	FG-A	FT-A	O-REB	A	PF	TP
Gordon, f	28	6-12	10-14	3-6	2	2	22
Dilligard, f	27	4-7	0-6	2-4	0	0	8
Alexander, g	30	2-2	3-4	0-2	0	2	9
Greene, g	37	4-9	2-2	0-3	6	0	13
Guidry, g	34	3-13	0-0	1-8	4	3	6
Onyeuku	10	2-4	0-0	0-1	4	1	5
K. Ford	3	0-0	0-0	0-1	0	1	0
Plank	18	5-6	2-2	1-3	3	0	14
D. Ford	6	0-0	0-0	0-1	0	1	0
Carlwell	7	0-0	0-0	1-1	0	0	0
<b>Totals</b>	<b>200</b>	<b>26-53</b>	<b>17-28</b>	<b>10-33</b>	<b>19</b>	<b>10</b>	<b>77</b>

**Team Pct.:** FG – .491; FT – .607

**3-Pt.:** 8-19, .421 (Alexander 2-2, Greene 3-7, Guidry 0-6, Onyeuku 1-2, Plank 2-2)

**Blocks:** 4 (Dilligard 2, Guidry 1, Plank 1)

**Turnovers:** 13 (Gordon 4, Greene 1, Guidry 3, Onyeuku 2, Plank 2, Carlwell 1)

**Steals:** 12 (Gordon 2, Dilligard 1, Alexander 3, Greene 1, Guidry 1, Onyeuku 1, Plank 1, D. Ford 1, Carlwell 1)

**Officials:** Buddy Mayborg, Earl Walton, Mike Roberts

**Attendance:** 8,044

**Halftime Score:** ILLINOIS STATE 44, St. John's 31

## GAME 8

### Gordon Leads Balanced ISU Scoring Attack

**NORMAL, Ill.** – Powered by four players in double digits, led by junior Lorenzo Gordon's game-high 19 points, and eight players with five or more points, Illinois State claimed a 75-62 non-conference victory Tuesday night over Alcorn State in front of 5,943 fans at Redbird Arena.

With the score knotted at 4-4, Illinois State (6-2) used a 14-2 run to take control in the first half. The Redbirds' three-and-a-half minute spurt pushed the ISU lead to 18-4 with 13:49 left in the half. A 12-point lead held throughout the remainder of the half, and got as high as 15 as the two teams traded baskets until the intermission with ISU leading 34-22.

Alcorn State (1-6) opened the second half by closing the gap to 37-28, but Illinois State responded with a 12-4 run and took its largest lead of the game at 49-32. The Redbirds withstood the Braves rally for most of the final stanza by holding at least a 12-point edge over Alcorn State. In the final two minutes of regulation, the Braves got within 10 points at 69-59, but that was as close as it would get.

Gregg Alexander tossed in a season-high 11 points, on 3-for-5 shooting on threes, to go along with his three rebounds, Vince Greene dropped in 11, with eight coming from the stripe, and Trey Guidry tossed in 10 tallies. Freshman Khalif Ford also added a career-best six points off the bench, while Greg Dilligard collected seven points and a team-high tying seven rebounds.

DeAndre Jones led the Braves with 11 points, while Delvin Thompson, Patrick Horton and Fred Cole each had nine points.

**ILLINOIS STATE 75, Alcorn State 62**  
December 7, 2004 • Redbird Arena

Alcorn State	Min.	FG-A	FT-A	O-REB	A	PF	TP
Cole, f	16	4-5	0-1	0-0	0	1	9
Kendrick, f	4	0-0	0-0	0-0	0	1	0
Wyatt, c	19	3-6	0-1	0-5	0	3	6
Thompson, g	28	3-12	2-4	3-6	3	2	9
Jones, g	28	5-18	1-2	2-4	3	4	11
Fraizer	21	2-5	0-0	0-1	4	3	6
Roberts	6	1-2	0-0	0-0	0	4	2
C. Jackson	5	0-0	0-0	0-1	0	0	0
A. Jackson	26	2-5	0-0	5-11	3	3	4
Chandler	11	0-4	0-0	0-1	1	3	0
Horton	20	3-9	0-0	1-2	1	3	9
Landfair	10	2-3	2-3	2-6	1	1	6
Dotson	6	0-0	0-0	0-0	0	1	0
<b>Totals</b>	<b>200</b>	<b>25-69</b>	<b>5-11</b>	<b>15-40</b>	<b>16</b>	<b>29</b>	<b>62</b>

**Team Pct.:** FG – .362; FT – .455

**3-Pt.:** 7-24, .292 (Cole 1-2, Thompson 1-7, Jones 0-1, Fraizer 2-4, Chandler 0-3, Horton 3-7)

**Blocks:** 3 (Jones 1, Landfair 1, Dotson 1)

**Turnovers:** 15 (Cole 3, Jones 4, Fraizer 1, A. Jackson 4, Horton 1, Dotson 1, Team 1)

**Steals:** 6 (Kendrick 1, Jones 1, Fraizer 1, Roberts 1, Landfair 1)

ILLINOIS STATE	Min.	FG-A	FT-A	O-REB	A	PF	TP
Gordon, f	29	8-14	3-7	0-7	0	3	19
Dilligard, f	25	3-5	1-2	3-7	1	1	7
Alexander, g	31	3-5	2-2	0-3	5	2	11
Greene, g	30	1-4	8-10	1-5	6	0	11
Guidry, g	19	4-8	1-3	0-3	1	4	10
Onyeuku	22	1-5	4-5	2-2	2	1	6
K. Ford	10	1-1	3-4	0-1	0	2	6
Plank	20	1-5	3-6	2-6	0	1	5
D. Ford	8	0-1	0-1	0-2	1	1	0
Carlwell	6	0-0	0-0	0-0	0	0	0
<b>Totals</b>	<b>200</b>	<b>22-48</b>	<b>25-40</b>	<b>9-41</b>	<b>16</b>	<b>15</b>	<b>75</b>

**Team Pct.:** FG – .458; FT – .625

**3-Pt.:** 6-18, .333 (Alexander 3-5, Greene 1-4, Guidry 1-4, Onyeuku 0-2, K. Ford 1-1, Plank 0-2)

**Blocks:** 7 (Gordon 1, Dilligard 2, Onyeuku 1, D. Ford 1, Carlwell 1)

**Turnovers:** 16 (Gordon 1, Alexander 1, Greene 3, Guidry 4, Onyeuku 4, K. Ford 1, D. Ford 2)

**Steals:** 10 (Dilligard 2, Alexander 1, Guidry 1, Onyeuku 1, K. Ford 2, Plank 2, Carlwell 1)

**Officials:** Jerry Siebert, Rob Kruger, Mike Litzfelner

**Attendance:** 5,943

**Halftime Score:** ILLINOIS STATE 75, Alcorn State 62



GAME 9

Four Double Digit Scorers Lead ISU Over Marshall

NORMAL, Ill. - Neil Plank tied a career high with 21 points, Greg Dilligard set a new career high with 14 points and Gregg Alexander had 10 points and 10 assists, as a total team effort propelled Illinois State to a 79-67 win over Marshall in front of 6,689 fans Saturday night at Redbird Arena.

With the win, Illinois State (7-2) concludes a six-game homestand, in which they won five of their six contests. The loss drops the Thundering Herd of Marshall to 1-5 on the year.

The Redbirds did not get out of the gate well, falling behind 10-0 after the first two and a half minutes of play. After Illinois State cut the deficit to eight at 16-8, Plank and Dilligard would then go on a 9-0 run, giving ISU its first lead of the game at 17-16 at the 10:39 mark. The duo continued to shine in the first half as Plank had 18 and Dilligard had 12 at the break. It only took Dilligard 11 minutes to best his previous career high of 10 points and the Redbirds led 41-36 at the break.

In the second half, Lorenzo Gordon scored eight of the first 11 ISU points after only playing four minutes in the first half. As Marshall got within seven at 59-52, the Birds went on a 10-0 run, punctuated by a thunderous Dilligard dunk at the 6:28 mark, giving ISU their biggest lead of the game at 69-52. After the scoring spurt, Illinois State never let the lead dip below 12, finishing with the 79-67 win.

The Redbirds dominated the game in the paint, as they outscored Marshall 40-20 inside. In addition, after opening the game missing its first five shots, ISU ended the game shooting 54 percent from the field.

Tre Whitted and David Anderson paced Marshall with 13 points each.

ILLINOIS STATE 79, Marshall 67

December 11, 2004 • Redbird Arena

Table with columns: Player, Min, FG-A, FT-A, O-REB, A, PF, TP. Lists stats for Marshall and Illinois State players.

Team Pct.: FG - .468; FT - .737

3-Pt.: 9-23, .391 (Patton 1-1, Hamilton 1, Whitted 1, Carter 1, Lamb 0-2, Bunch 0-1, Dawn 2-4, Wohlleb 1-2)

Blocks: 4 (Anderson 1, Hamilton 1, Whitted 1, Carter 1)

Turnovers: 20 (Anderson 1, Patton 1, Hamilton 5, Miles 6, Whitted 3, Bunch 1, Dawn 2, Carter 1)

Steals: 3 (Anderson 1, Patton 1, Lamb 1)

Table with columns: Player, Min, FG-A, FT-A, O-REB, A, PF, TP. Lists stats for Illinois State players.

Team Pct.: FG - .538; FT - .615

3-Pt.: 7-18, .389 (Alexander 2-4, Greene 1-3, Guidry 1-6, Plank 3-5)

Blocks: 4 (Dilligard 1, Guidry 1, Plank 1, Carlwell 1)

Turnovers: 11 (Gordon 3, Dilligard 2, Guidry 2, K. Ford 1, D. Ford 1, Carlwell 2)

Steals: 10 (Gordon 1, Dilligard 2, Alexander 1, Guidry 5, K. Ford 1)

Officials: Sid Rodeheffer, Keith Herring, Dave Cronin

Attendance: 6,689

Halftime Score: ILLINOIS STATE 79, Marshall 67

GAME 10

Birds, Dilligard Stuffs Loyola, 73-67

CHICAGO - Sophomore Greg Dilligard posted his first career double-double and swatted a career best seven blocked shots to lead Illinois State to a 73-67 non-conference victory over Loyola at the Joseph J. Gentile Center Saturday afternoon.

With the victory the Redbirds improved to 8-2 on the season, while the Ramblers fell to 2-7 on the year.

Illinois State overcame an 11-point first half deficit, after trailing 18-7 with 14:31 left in the initial stanza. The Redbirds used a 13-4 first half run, including five points by Nedu Onyeuku, to close within two points at 22-20. ISU took its first lead of the game 29-28 at the 3:59 mark on Lorenzo Gordon's second of two free throws. A Neil Plank three-pointer pushed the Redbird lead to five as ISU took a 40-35 advantage at the break.

The Birds jumped out to a nine-point lead to open the second half on back-to-back baskets by Gordon and Dana Ford. Loyola responded with a 20-7 run and wrestled away the lead to take control 55-51 with 10:29 left in the game. After four ties in the next seven minutes, back-to-back baskets by Plank and Trey Guidry gave ISU a 67-63 lead and the Redbirds hit 6-of-8 free throws to seal the win.

Gordon led the Redbirds with 19 points, while Dilligard chipped in 12 points to go along with his 11 rebounds and seven blocked shots. Plank and Onyeuku came off the bench to score 16 and 10 respectively.

Dave Telander led Loyola with 19 points, Blake Schlib tossed in 16 and Pierre Parker finished with 12.

ILLINOIS STATE 73, Loyola-Chicago 67

December 18, 2004 • Joesph J. Gentile Center

Table with columns: Player, Min, FG-A, FT-A, O-REB, A, PF, TP. Lists stats for Illinois State and Loyola-Chicago players.

Team Pct.: FG - .462; FT - .800

3-Pt.: 5-19, .263 (Greene 0-3, Guidry 1-6, D. Ford 0-3, Onyeuku 2-3, Plank 2-4)

Blocks: 9 (Dilligard 7, D. Ford 1, Onyeuku 1)

Turnovers: 14 (Gordon 2, Dilligard 1, Greene 3, Guidry 1, D. Ford 3, Onyeuku 2, K. Ford 1, Plank 1)

Steals: 6 (Dilligard 3, Greene 2, Onyeuku 1)

Table with columns: Player, Min, FG-A, FT-A, O-REB, A, PF, TP. Lists stats for Loyola-Chicago players.

Team Pct.: FG - .429; FT - .857

3-Pt.: 7-21, .333 (Schlib 1-3, Parker 0-4, Telander 4-8, Kou 1-4, Levin 1-2)

Blocks: 3 (Smith 1, Blair 1)

Turnovers: 11 (Schlib 1, Smith 4, Blair 2, Kou 1, Levin 2, Team 1)

Steals: 7 (Schlib 1, Blair 1, Parker 1, Telander 3, Levin 1)

Officials: Ron Berkholtz, Dave Draucker, Paul Kastor

Attendance: 3,871

Halftime Score: ILLINOIS STATE 40, Loyola-Chicago 35

GAME 11

Redbird Comeback Falls Short at SIU

CARBONDALE, Ill. - Junior Lorenzo Gordon's ninth straight double-digit game wasn't enough for Illinois State as the physical guard play of Southern Illinois forced 20 Redbird turnovers en route to a 61-49 Missouri Valley Conference victory at SIU Arena Thursday night.

The Redbirds (8-3, 0-1) trailed by as much as 13 points in the second half, but closed within six points twice with less than six minutes in the game. Gordon hit a jumper at the 5:24 mark to close within 51-45, but a pair of free throws by Darren Brooks and a jumper by Jamal Tatum pushed the lead back to 10 points at 55-45. Gordon scored four straight ISU points to make the score 55-49, but SIU (9-2, 1-0) closed out the game with six straight points to close the game.

For the third time in the last three games the Redbirds fell behind by double digits in the first half. With the game knotted at 6-6, SIU went on a 11-0 run, including five points by Tony Young, to take a 17-6 lead with 12:34 left in the initial stanza. The Redbirds were able to get within five points at 27-22, but the Salukis closed out the half with a 6-1 spurt to take a 33-23 lead at the intermission.

In addition to the turnovers, Illinois State shot 4-for-17 (.235) from the free throw line but was still able to make it close in the second half by holding SIU to 39.3 percent shooting in the second stanza. Gordon finished with 13 points, while Trey Guidry and Nedu Onyeuku each finished with 10 points apiece.

Brooks led the Salukis with a game high 16 points and Young chipped in 12 off the bench.

Southern Illinois 61, ILLINOIS STATE 49

December 23, 2004 • SIU Arena

Table with columns: Player, Min, FG-A, FT-A, O-REB, A, PF, TP. Lists stats for Southern Illinois and Illinois State players.

Team Pct.: FG - .465; FT - .235

3-Pt.: (5-12, .417 (Greene 1-1, Guidry 2-6, Onyeuku 2-3, K. Ford 0-1, Plank 0-1)

Blocks: 1 (Dilligard 1)

Turnovers: 20 (Gordon 2, Dilligard 2, Greene 7, Guidry 2, D. Ford 1, Onyeuku 2, K. Ford 3, Team 1)

Steals: 6 (Gordon 1, Dilligard 2, Greene 1, Guidry 2)

Table with columns: Player, Min, FG-A, FT-A, O-REB, A, PF, TP. Lists stats for Southern Illinois players.

Team Pct.: FG - .446; FT - .778

3-Pt.: 4-18, .222 (Brooks 0-2, Tatum 1-8, Hairston 0-3, Falker 1-2, Young 2-3)

Blocks: 3 (Smith 1, Blair 1, Kou 1)

Turnovers: 12 (Owen 2, Brooks 2, Tatum 2, Hairston 2, Shaw 1, Team 3)

Steals: 14 (Owen 4, Brooks 2, Tatum 3, Young 5)

Officials: J.D. Collins, Eddie Jackson, Steven Skiles

Attendance: 5,729

Halftime Score: Southern Illinois 33, ILLINOIS STATE 23



## GAME 12

### 'Birds Top SMS 62-61; Win Valley Home Opener

**NORMAL, Ill.** – Trey Guidry's two free throws with four seconds left gave the Illinois State basketball team a comfortable four point lead late in the game, resulting in a 62-61 win over SMS Thursday night at Redbird Arena.

Illinois State won its first Missouri Valley Conference game of the season and extended its overall record to 9-3, 1-1 in the Valley.

Neil Plank's three-pointer with six seconds left in the first half gave Illinois State a 34-27 lead at intermission thanks to 11 SMS turnovers and a Redbird shooting percentage of 52 percent from the field. The Redbirds finished the game shooting 48 percent. Gordon led the way with 14 first half points and three rebounds.

The Bears tied the game 36-36 on a three-pointer by Deke Thompson (15 points) with 16 minutes left. Illinois State held onto the lead however, with a jumper by Plank and lay-up by Trey Guidry (15 points), making the score 40-36.

With the Redbirds leading 48-44, Plank ignited the home crowd with a three-pointer at the 4:50 mark in the second half, giving his team a 51-44 lead. Vince Greene extended that lead on a three of his own, with the basket coming after Greene recorded only the second block of his career, this one coming against Thompson.

Thompson cut the Illinois State lead to two at 57-55 after his steal led to a fast-break lay-up. After Guidry, Greg Dilligard (8 points) and Gordon each split a pair of free throws to make the score 60-55, Tyler Chaney hit a three with six seconds remaining, cutting the lead to 60-58. But Guidry calmly sank his two free throws to extend the lead up to four. Chaney knocked down another three as time ran out for the game's final score.

#### ILLINOIS STATE 62, SMS 61

December 30, 2004 • Redbird Arena

SMS	Min.	FG-A	FT-A	O-REB	A	PF	TP
Chaney, f	32	5-11	1-2	0-2	2	1	13
Easley, f	28	5-12	0-0	4-8	1	1	10
Maclin, c	25	3-8	0-3	6-11	2	4	6
Thompson, g	27	6-11	0-0	0-2	0	1	15
Shavies, g	28	2-7	5-6	0-2	2	4	9
Bilyeu	8	1-1	1-2	1-1	1	1	3
Richards	11	0-1	0-0	0-2	0	2	0
Nicholson	2	0-1	0-0	0-0	0	0	0
Ahearn	20	1-4	0-0	0-0	2	0	3
Mitchell	10	1-1	0-0	0-1	0	1	2
Fisher	3	0-0	0-0	0-0	0	0	0
Frazier	6	0-1	0-0	1-1	0	2	0
<b>Totals</b>	<b>200</b>	<b>24-58</b>	<b>7-13</b>	<b>14-32</b>	<b>10</b>	<b>17</b>	<b>61</b>

**Team Pct.:** FG – .414; FT – .538

**3-Pt.:** 6-14, .429 (Chaney 2-5, Thompson 3-5, Shavies 0-1, Nicholson 0-1, Ahearn 1-2)

**Blocks:** 4 (Easley 1, Maclin 1, Richards 2)

**Turnovers:** 15 (Chaney 1, Easley 3, Maclin 1, Shavies 4, Bilyeu 2, Nicholson 1, Ahearn 1, Fisher 2)

**Steals:** 5 (Easley 1, Maclin 1, Thompson 2, Shavies 1)

ILLINOIS STATE	Min.	FG-A	FT-A	O-REB	A	PF	TP
Gordon, f	33	6-14	5-6	1-6	0	3	17
Dilligard, f	29	3-7	2-4	4-10	4	2	8
Onyeuku, g	20	1-2	0-0	0-0	0	0	2
Greene, g	30	3-6	0-0	0-2	3	3	7
Guidry, g	25	5-10	3-4	0-0	1	4	15
Alexander	15	1-1	0-0	0-1	1	0	3
K. Ford	10	0-1	0-0	0-1	2	1	0
Plank	20	3-4	0-0	2-7	3	0	7
D. Ford	17	1-2	0-0	1-4	1	0	3
Carlwell	1	0-1	0-0	0-0	0	2	0
<b>Totals</b>	<b>200</b>	<b>23-48</b>	<b>10-14</b>	<b>10-35</b>	<b>15</b>	<b>15</b>	<b>62</b>

**Team Pct.:** FG – .479; FT – .714

**3-Pt.:** 6-14, .429 (Onyeuku 0-1, Greene 1-3, Guidry 2-5, Alexander 1-1, K. Ford 0-1, Plank 1-1, D. Ford 1-2)

**Blocks:** 8 (Gordon 2, Dilligard 2, Greene 2, Plank 1, D. Ford 1)

**Turnovers:** 20 (Gordon 1, Dilligard 4, Onyeuku 4, Greene 3, Guidry 2, Alexander 2, K. Ford 1, Plank 2, D. Ford 1)

**Steals:** 3 (Guidry 2, Plank 1)

**Officials:** Gerry Pollard, Dave Draucker, John Moore

**Attendance:** 5,965

**Halftime Score:** ILLINOIS STATE 34, SMS 27

## GAME 13

### Second-Half Drought, Cold Shooting Sinks 'Birds

**CEDAR FALLS, Iowa** – Illinois State couldn't overcome a 12-0 Northern Iowa run midway through the second half as the Redbirds dropped a 75-55 decision in Missouri Valley Conference action Monday night at the UNI-Dome.

With the Redbirds (9-4, 1-2) trailing 50-47 at the 10:22 mark, UNI used a 20-3 run, including a 12-0 spurt, to take control of the game. The balanced Panther run included points by seven different players, while the Redbirds were held scoreless for nearly four minutes. The Redbirds ended up shooting 23 percent from the floor in the second half, after shooting 53.8 percent in the first frame.

The two teams battled to a 36-36 tie in the first half thanks to a three-point buzzer beater by Trey Guidry. It was Guidry's third three-pointer of the half as he finished the first frame with 14 points to give him 1,000 points for his collegiate career. UNI led the entire first half until Guidry's heroics and led by as much as 23-15 with 10:13 left in the quarter.

Guidry paced the Redbirds with 20 points, while Vince Greene tossed in 11 points. Grant Stout led UNI with 18 points, including 10 in the second half, and collected a game-high 15 rebounds. Eric Coleman tossed in 13 points and Ben Jacobson added 12 for the Panthers.

#### Northern Iowa 75, ILLINOIS STATE 55

January 3, 2005 • UNI-Dome

ILLINOIS STATE	Min.	FG-A	FT-A	O-REB	A	PF	TP
Gordon, f	28	4-11	1-1	2-5	2	3	9
Dilligard, f	31	3-10	3-4	1-4	1	3	9
Alexander, g	14	0-2	0-0	0-3	1	2	0
Greene, g	27	4-8	0-0	1-1	1	1	11
Guidry, g	33	7-11	3-4	0-3	1	1	20
Onyeuku	9	0-0	0-0	0-2	0	2	0
K. Ford	10	1-3	1-1	0-2	0	1	3
Kirstein	1	0-0	0-0	0-0	0	0	0
Wallace	1	0-0	0-0	0-0	0	0	0
Plank	21	1-5	0-1	0-4	1	1	3
D. Ford	21	0-2	0-0	0-0	0	1	0
Dyer	1	0-0	0-0	0-0	0	0	0
Carlwell	3	0-0	0-0	0-1	0	2	0
<b>Totals</b>	<b>200</b>	<b>20-52</b>	<b>8-11</b>	<b>6-30</b>	<b>7</b>	<b>17</b>	<b>55</b>

**Team Pct.:** FG – .385; FT – .727

**3-Pt.:** 7-16, .438 (Alexander 0-2, Greene 3-5, Guidry 3-6, K. Ford 0-1, Plank 1-2)

**Blocks:** 4 (Dilligard 3, Onyeuku 1)

**Turnovers:** 14 (Gordon 3, Dilligard 2, Alexander 1, Greene 4, Onyeuku 1, K. Ford 1, D. Ford 1, Carlwell 1)

**Steals:** 6 (Dilligard 1, Greene 1, Guidry 1, Onyeuku 1, Plank 1, D. Ford 1)

Northern Iowa	Min.	FG-A	FT-A	O-REB	A	PF	TP
Stout, f	37	9-13	0-2	5-15	1	3	18
Coleman, c	26	6-11	1-1	2-9	2	5	13
Crawford, g	33	4-10	1-2	1-6	3	1	9
Jacobson, g	33	4-8	4-4	0-3	4	0	12
McKowen, g	20	2-5	0-0	0-1	2	1	4
Little	18	2-4	0-0	0-0	0	1	6
Viet	1	0-0	0-0	0-0	0	0	0
Josten	1	0-0	0-0	0-0	0	0	0
Foster	19	1-4	2-3	0-2	3	1	5
Schmit	1	0-1	0-0	0-0	0	0	0
Griffin	1	0-0	0-0	1-1	0	0	0
Godfreed	9	4-6	0-0	2-2	0	2	8
Santos	1	0-0	0-0	0-0	0	0	0
<b>Totals</b>	<b>200</b>	<b>32-62</b>	<b>8-12</b>	<b>11-40</b>	<b>15</b>	<b>14</b>	<b>75</b>

**Team Pct.:** FG – .516; FT – .667

**3-Pt.:** 3-10, .300 (Stout 0-1, Crawford 0-2, Jacobson 0-1, McKowen 0-1, Little 2-3, Foster 1-2)

**Blocks:** 6 (Stout 4, Coleman 1, Crawford 1)

**Turnovers:** 8 (Stout 1, Crawford 3, Jacobson 1, McKowen 1, Josten 1, Team 1)

**Steals:** 6 (Stout 1, Coleman 1, Crawford 2, McKowen 2)

**Officials:** Steve Skiles, Jerry Siebert, Kipp Kissinger

**Attendance:** 3,126

**Halftime Score:** ILLINOIS STATE 36, Northern Iowa 36

## GAME 14

### Guidry Jumper, Gordon Block Equals ISU Victory

**NORMAL, Ill.** – Trey Guidry's jumper with seven seconds left and Lorenzo Gordon's blocked shot on Gabriel Moore with .2 seconds left was the difference in Illinois State's 62-61 victory over Indiana State Thursday night at Redbird Arena.

The Redbirds move to 10-4, 2-2 in the Missouri Valley Conference, and will face Evansville on the road Sunday, Jan. 9 for a 2:05 p.m. tip-off. Indiana State falls to 5-9, 0-3 in the Valley.

Vince Greene found Gordon underneath with 35 seconds left to give the 'Birds a 60-59 lead, but David Moss came right down the court and scored quickly to put the Sycamores up by one, 61-60. Guidry's jumper put the 'Birds up for good, leading to Gordon's block.

The game started out slow for the Redbirds however, as they failed to score in the first 4:57 until Khalif Ford's lay-up cut the Indiana State lead to 10-4. Illinois State started the half shooting 2-for-12 from the field.

The Sycamores led by as many as 10 points in the first half after Tyson Schnitker's three-pointer made the score 23-13. The 'Birds responded by making 12 of their last 15 shots, with Neil Plank scoring seven points down the stretch. Schnitker's three with under 30 seconds left put Indiana State up 35-32 at halftime.

Illinois State took its first lead of the game at the 18:08 mark of the second half when Gregg Alexander hit a three to put the 'Birds up 37-36.

Both teams went through 12 lead changes in the second half before Guidry's basket solidified the final score.

Gordon led all Redbird scorers with 20 points, while Neil Plank had 17 respectively. Moss led Indiana State with 22 points.

#### ILLINOIS STATE 62, Indiana State 61

January 6, 2005 • Redbird Arena

Indiana State	Min.	FG-A	FT-A	O-REB	A	PF	TP
Daanish, f	24	2-6	2-2	1-7	1	5	6
Adler, f	21	2-4	1-2	0-3	0	4	5
Moore, g	34	2-7	2-2	0-2	4	2	6
Schnitker, g	39	5-10	0-0	1-2	0	0	13
Moss, g	37	9-15	4-7	3-11	3	3	22
Booe	1	0-0	0-0	0-0	0	1	0
McGrath	7	2-4	0-0	0-1	0	1	4
Trudeau	26	0-4	1-2	0-0	3	2	1
Yelovich	11	2-2	0-0	0-0	0	1	4
<b>Totals</b>	<b>200</b>	<b>24-52</b>	<b>10-15</b>	<b>8-32</b>	<b>11</b>	<b>19</b>	<b>61</b>

**Team Pct.:** FG – .462; FT – .667

**3-Pt.:** 3-16, .188 (Adler 0-1, Moore 0-1, Schnitker 3-8, Moss 0-1, McGrath 0-1, Trudeau 0-4)

**Blocks:** 1 (Daanish 1)

**Turnovers:** 13 (Daanish 1, Moore 4, Schnitker 2, Moss 3, Booe 2, McGrath 1)

**Steals:** 7 (Adler 2, Moore 2, Schnitker 2, Moss 1)

ILLINOIS STATE	Min.	FG-A	FT-A	O-REB	A	PF	TP
Gordon, f	29	9-13	2-5	0-2	2	2	20
Dilligard, f	15	1-3	0-0	1-4	0	4	2
Alexander, g	26	1-2	0-0	2-5	0	0	3
Greene, g	22	0-2	0-0	0-1	5	0	0
Guidry, g	24	3-7	2-4	0-2	3	2	9
Onyeuku	16	2-7	1-2	2-3	1	1	5
K. Ford	19	2-3	0-0	0-1	6	2	4
Plank	31	6-10	5-7	1-7	1	3	17
D. Ford	13	0-2	0-0	0-1	2	1	0
Carlwell	5	1-2	0-0	1-3	1	2	2
<b>Totals</b>	<b>200</b>	<b>25-51</b>	<b>10-18</b>	<b>8-31</b>	<b>21</b>	<b>17</b>	<b>62</b>

**Team Pct.:** FG – .490; FT – .556

**3-Pt.:** 2-12, .167 (Alexander 1-2, Greene 0-2, Guidry 1-4, Onyeuku 0-2, Plank 0-1, D. Ford 0-1)

**Blocks:** 1 (Gordon 1)

**Turnovers:** 13 (Alexander 2, Greene 3, Guidry 3, Onyeuku 4, Plank 1)

**Steals:** 9 (Gordon 1, Dilligard 1, Greene 1, Onyeuku 1, K. Ford 2, Plank 1, D. Ford 2)

**Officials:** Paul Jannsen, Greg Webb, Terry Davis

**Attendance:** 4,923

**Halftime Score:** Indiana State 35, ILLINOIS STATE 32



GAME 15

Redbirds Fall Short at Evansville 69-61

EVANSVILLE, Ind. – Illinois State's Lorenzo Gordon tossed in his seventh 20-point game of the season with 24 tallies and grabbed a career-best 14 rebounds, but it wasn't enough to hand Evansville its first home loss of the season as the Redbirds fell 69-61, in Missouri Valley Conference action Sunday afternoon at Roberts Stadium.

With the game knotted at 49-49 and 7:15 on the clock, the Purple Aces went on a 14-5 run to take a commanding 63-54 lead with 1:42 left in the game. The Aces closed out the game with a 6-for-9 effort from the foul line to seal the win. The Redbirds and Aces battled head-to-head throughout the first 13 minutes of the second half with eight lead changes and four ties.

Evansville opened the game with a 4-0 lead, converting its first two field goals, but the Redbirds took the lead at 7-6 at the 16:29 mark on a short jumper by Vince Greene. The 'Birds took their largest lead of the half at the 13:31 mark when Lorenzo Gordon converted a pair of free throws to give ISU an 11-8 advantage. Evansville responded with a 15-7 run and took its largest lead at 23-18 with 5:13 left in the half.

ISU claimed the lead again at the 3:40 mark when Trey Guidry's second three-point basket of the game and 12th point of the half capped off an 8-2 spurt. But Guidry's basket ended up being the final points of the half for the 'Birds, who had four missed shots and three turnovers in the final three and half minutes, as Evansville took a 30-26 lead into intermission.

Gordon's 24 points was a game high, while Guidry tossed in 19 to round out the double-digit scorers. Andre Burton led the Aces with 17 points, Matt Webster and Bradley Strickland each tossed in 14 and Lucious Wagner chipped in 13.

Evansville 69, ILLINOIS STATE 61

January 9, 2005 • Roberts Stadium

Table with 10 columns: Player, Min, FG-A, FT-A, O-REB, A, PF, TP. Lists stats for Illinois State players: Gordon, Dilligard, Alexander, Greene, Guidry, Onyeuku, K. Ford, Plank, D. Ford, and Totals.

Team Pct.: FG – .368; FT – .571

3-Pt.: 3-16, .368 (Alexander 0-3, Greene 0-2, Guidry 3-8, Plank 0-3)

Blocks: 2 (Dilligard 2)

Turnovers: 15 (Gordon 2, Dilligard 1, Greene 1, Guidry 5, Onyeuku 1, Plank 3, D. Ford 2)

Steals: 8 (Gordon 1, Dilligard 2, Alexander 1, Greene 2, Onyeuku 1, K. Ford 1)

Table with 10 columns: Player, Min, FG-A, FT-A, O-REB, A, PF, TP. Lists stats for Evansville players: Burton, Webster, Strickland, Anslinger, Wagner, Ottens, Calvez, Gore, Phifer, Petty, and Totals.

Team Pct.: FG – .407; FT – .762

3-Pt.: 5-18, .278 (Burton 0-1, Webster 1-4, Anslinger 1-6, Wagner 1-3, Ottens 2-3, Calvez 0-1)

Blocks: 8 (Webster 1, Strickland 5, Wagner 1, Petty 1)

Turnovers: 13 (Burton 3, Webster 2, Strickland 1, Anslinger 1, Wagner 2, Calvez 2, Gore 1, Petty 1)

Steals: 2 (Strickland 2)

Officials: David Hall, Sid Rodenhoffer, Don Daily

Attendance: 6,416

Halftime Score: Evansville 30, ILLINOIS STATE 26

GAME 16

Gordon's 21 Points Leads 'Birds Over Drake

NORMAL, Ill. – Lorenzo Gordon and Gregg Alexander were two of five Redbirds in double figures Saturday, leading Illinois State to a 74-61 victory over Drake Saturday at Redbird Arena.

The Redbirds moved to 11-5 on the season, 3-3 in the Missouri Valley Conference, while Drake fell to 6-8, 2-4 in the Valley.

The game started out sluggish for both teams, as each went through a three-minute stretch in the first half where neither made a shot. Alexander broke the drought with a three-pointer that cut the Drake lead to 14-12.

Alexander was the difference in the first half as the senior finished 5-8 on threes for 15 points, giving the Redbirds a 35-31 lead at intermission.

Illinois State extended its lead in the second half, thanks to hot shooting by Vince Greene and aggressive play inside by Gordon. Greene knocked down two straight threes, while Gordon scored four straight on two free throws and a fast-break lay-up to put the Redbirds up 47-35.

Greg Dilligard ignited the home crowd with a thunderous dunk along the baseline with 5:20 left, giving the Redbirds their biggest lead of the night, 68-49.

Gordon's 14 second half points led the 'Birds and gave the team the offensive surge to pull ahead after halftime.

Illinois State had five players in double figures with Gordon (21), Alexander (15), Trey Guidry (10), Greene (12) and Neil Plank (12) all chipping in for the Redbirds.

ILLINOIS STATE 74, Drake 61

January 15, 2005 • Redbird Arena

Table with 10 columns: Player, Min, FG-A, FT-A, O-REB, A, PF, TP. Lists stats for Drake players: Korver, Eggers, Keita, Tracy, Brooks, Randolph, Bryant, Heemskerck, Houston, Grant, Diezi, Emmenecker, Bancroft, Powell, Egli, and Totals.

Team Pct.: FG – .387; FT – .615

3-Pt.: 5-19, .263 (Korver 1-5, Eggers 1-3, Randolph 0-3, Bryant 3-7, Heemskerck 0-1)

Blocks: 4 (Keita 1, Tracy 1, Heemskerck 1, Bancroft 1)

Turnovers: 18 (Korver 2, Eggers 3, Tracy 3, Brooks 4, Randolph 2, Bryant 1, Emmenecker 1, Bancroft 2)

Steals: 13 (Eggers 3, Brooks 3, Randolph 3, Bryant 1, Heemskerck 1, Powell 2)

Table with 10 columns: Player, Min, FG-A, FT-A, O-REB, A, PF, TP. Lists stats for Illinois State players: Gordon, Dilligard, Alexander, Greene, Guidry, Plank, D. Ford, Carlwell, and Totals.

Team Pct.: FG – .446; FT – .696

3-Pt.: 8-23, .348 (Alexander 5-11, Greene 2-6, Guidry 1-5, D. Ford 0-1)

Blocks: 6 (Gordon 1, Alexander 1, D. Ford 1, Carlwell 3)

Turnovers: 17 (Gordon 1, Dilligard 3, Alexander 2, Greene 1, Guidry 4, Plank 1, D. Ford 3, Carlwell 1, Team 1)

Steals: 6 (Gordon 2, Dilligard 1, Alexander 1, Greene 1, Guidry 1)

Officials: Brad Gaston, Kipp Kissinger, Mark Mayhood

Attendance: 5,636

Halftime Score: ILLINOIS STATE 35, Drake 31

GAME 17

Greene Seals Road Win Over Indiana State

TERRE HAUTE, Ind. – Road victories have been a rarity, but Illinois State landed its second of the season as Lorenzo Gordon matched his career high with 26 points, including 16 in the first half, and Vince Greene posted a double-double and buried 8-of-8 free throw attempts from the foul line in the last 30 seconds to secure a 73-69 Missouri Valley Conference victory over Indiana State at the Hulman Center Wednesday night.

The Redbirds (12-5 overall, 4-3 in the Valley) opened the second half with a 6-0 run to take a 43-38 lead, one they would never relinquish. Indiana State (7-11, 2-5) closed the gap to two points six times in the half and one point twice, but Greene's free throws along the way kept the Sycamores at bay.

Illinois State opened the game with a 10-2 run, including three-pointers by Greene and Gregg Alexander. The 'Birds pushed the lead to nine points three times, but Indiana State used a 12-3 run to tie the game at 26-26. The two teams traded leads six times in the final five minutes of the first frame before the Sycamores took a 38-37 lead into the intermission.

The 'Birds shot 55.8 percent from the field led by Gordon's 11-of-13 from the floor. Gordon also added seven rebounds, while Greene finished with a season high 16 points and 10 assists, the second double-double in his career.

Eric Gray led the way for Indiana State with 24 points off the bench. Amani Daanish tossed in 13 points, while Jerod Adler and David Moss chipped in 12 and 10 points, respectively.

ILLINOIS STATE 73, Indiana State 69

January 19, 2005 • Hulman Center

Table with 10 columns: Player, Min, FG-A, FT-A, O-REB, A, PF, TP. Lists stats for Illinois State players: Gordon, Dilligard, Alexander, Greene, Guidry, Onyeuku, Plank, D. Ford, Carlwell, and Totals.

Team Pct.: FG – .558; FT – .826

3-Pt.: 6-17, .353 (Alexander 3-7, Greene 1-2, Guidry 1-5, Onyeuku 0-1, Plank 1-2)

Blocks: 1 (Dilligard 1)

Turnovers: 13 (Gordon 2, Alexander 1, Greene 3, Guidry 1, Dilligard 3, Plank 2, D. Ford 1)

Steals: 5 (Gordon 1, Alexander 1, Greene 2, Dilligard 1)

Table with 10 columns: Player, Min, FG-A, FT-A, O-REB, A, PF, TP. Lists stats for Indiana State players: Daanish, Moss, Adler, Moore, Schnitker, Ray, Gray, Yelovich, and Totals.

Team Pct.: FG – .464; FT – .667

3-Pt.: 11-20, .550 (Schnitker 2-7, Moss 1-2, Adler 2-3, Gray 6-8)

Blocks: 1 (Moss 1)

Turnovers: 11 (Moore 2, Daanish 5, Moss 1, Adler 2, Gray 1)

Steals: 3 (Daanish 1, Schnitker 1, Adler 1)

Officials: Randy McCall, Brad Gaston, Frank Spencer

Attendance: 3,334

Halftime Score: Indiana State 38, ILLINOIS STATE 37



## GAME 18

### Guidry Guns Redbirds Past Creighton

OMAHA, Neb. – Senior sharpshooter Trey Guidry poured in a game and career-high 30 points, including the three-pointer that put the game into overtime, to give Illinois State its first back-to-back road victories since the 2001-02 season with an 82-77 overtime win at Creighton Saturday night at the Qwest Center OMAHA™.

With the win the Redbirds moved into third place in the Missouri Valley Conference race by lifting their record to 13-5 overall and 5-3 in the league. Creighton fell to 12-7 and 4-4, respectively.

The Bluejays looked to be in control with a 68-62 lead and 1:58 left in regulation, but a missed free throw by Tyler McKinney and a turnover by Nate Funk opened the door for Guidry's heroics. With four seconds left in the second half, Guidry swished a trey from the left side of the arch to knot the game at 68-68. McKinney heaved a three-point attempt at the buzzer, but it bounced off the front of the rim and pushed the game into overtime.

In the extra period with the game tied 71-71 and 2:45 on the clock, the Redbirds took control with a pair of baskets by Lorenzo Gordon and Guidry. Vince Greene, for the second straight game, saved the win with a 6-for-6 effort from the line.

Guidry and Funk traded baskets in the first half as Guidry finished the first frame with 18 points and Funk posted 14. Creighton jumped out to a 5-0 lead to open the game and led by as much as 10 points at 23-13. The Redbirds responded with a 13-7 run with Guidry scoring seven in the spurt to close the gap to 30-26. The Jays led the entire half with a 37-32 lead at the intermission.

Guidry's 30 points was the most by a Redbird since Tarise Bryson fired 38 in the 2001 National Invitation Tournament game at Purdue. His 30 tallies also marked a Qwest Center record and gave him 1,000 career points in a Redbird uniform. Gordon posted his fourth double-double of the season with 19 points and 11 rebounds, while Greene finished with 10 points.

### ILLINOIS STATE 82, Creighton 77 OT

January 22, 2005 • Qwest Center OMAHA™

ILLINOIS STATE	Min.	FG-A	FT-A	O-REB	A	PF	TP
Gordon, f	42	7-16	5-7	6-11	0	2	19
Dilligard, f	28	4-5	0-1	3-5	1	2	8
Alexander, g	35	1-2	1-2	0-3	3	0	4
Greene, g	42	1-5	8-8	0-4	5	2	10
Guidry, g	35	11-20	5-6	1-8	2	1	30
Onyeuku	12	0-1	0-0	0-0	0	2	0
Plank	25	4-6	0-0	1-5	1	1	9
Carlwell	6	1-2	0-0	1-2	0	1	2
<b>Totals</b>	<b>225</b>	<b>29-57</b>	<b>19-24</b>	<b>13-39</b>	<b>12</b>	<b>11</b>	<b>82</b>

Team Pct.: FG – .509; FT – .792

3-Pt.: 5-14, .357 (Alexander 1-2, Greene 0-3, Guidry 3-7, Plank 1-2)

Blocks: 0

Turnovers: 11 (Gordon 1, Dilligard 1, Alexander 1, Greene 2, Guidry 3, Plank 3)

Steals: 6 (Dilligard 1, Alexander 1, Guidry 1, Plank 2, Carlwell 1)

Creighton	Min.	FG-A	FT-A	O-REB	A	PF	TP
Tolliver, f	15	1-4	0-0	1-3	1	5	2
Watts, f	16	0-5	0-0	1-4	1	2	0
Funk, g	38	11-20	1-1	4-6	2	1	26
Mathies, g	20	2-8	2-2	0-2	4	5	7
McKinney, g	41	4-6	1-3	1-3	5	1	12
Day	29	3-5	0-0	1-3	2	0	6
Howard	1	0-0	0-0	0-1	0	0	0
Miliner	29	5-12	0-0	0-1	1	1	13
Hibma	19	2-2	0-0	1-1	0	2	5
Motz	17	2-2	0-0	0-1	2	1	6
<b>Totals</b>	<b>225</b>	<b>30-64</b>	<b>4-6</b>	<b>10-27</b>	<b>18</b>	<b>18</b>	<b>77</b>

Team Pct.: FG – .469; FT – .667

3-Pt.: 13-28, .464 (Watts 0-3, Funk 3-8, Mathies 1-3, McKinney 3-5, Miliner 3-6, Hibma 1-1, Motz 2-2)

Blocks: 2 (Tolliver 1, Day 1)

Turnovers: 9 (Watts 1, Funk 2, Mathies 2, McKinney 2, Day 2)

Steals: 5 (Watts 3, Day 1, Miliner 1)

Officials: Tim Hutchinson, David Warfel, Chris Hall

Attendance: 13,949

Halftime Score: Creighton 37, ILLINOIS STATE 32

## GAME 19

### Hot Shooting Gives 'Birds 77-58 Win

NORMAL, Ill. – Trey Guidry led all scorers with 25 points Tuesday to lead Illinois State to a 77-58 victory over Evansville in front of 5,709 fans at Redbird Arena.

The Redbirds moved to 14-5, 6-3 in the Missouri Valley Conference, while the Purple Aces fell to 10-8, 4-6 in the Valley.

Illinois State took its first lead at the 8:05 mark when Guidry's jumper put the 'Birds up 11-10. Burton's lay-up as time expired cut into the Illinois State lead as the 'Birds held a 27-26 advantage at halftime.

The 'Birds extended their halftime lead thanks to the inside play of Lorenzo Gordon and outside shooting of Guidry. Gordon scored inside on Illinois State's first two possessions and Guidry knocked down two three pointers as the 'Birds hit six of their first eight second half shots. Guidry's second three-pointer gave his team a 42-32 lead.

Later in the half, Nedu Onyeuku fed Greg Dilligard whose dunk gave the 'Birds a 54-41 lead. On the ensuing possession, Evansville's Bradley Strickland was called for charging, fouling out with 7:51 remaining. The Evansville bench was then charged with a technical foul. Vince Greene calmly sank the two free throws and Guidry nailed a three to give the 'Birds their biggest lead of the night, 59-41.

Gordon and Alexander were the second leading scorers for the Redbirds as each chipped in 11 points apiece. Alexander led the way with seven rebounds. Lucious Wagner led the Purple Aces with 14 points respectively.

### ILLINOIS STATE 77, Evansville 58

January 25, 2005 • Redbird Arena

Evansville	Min.	FG-A	FT-A	O-REB	A	PF	TP
Burton, f	34	3-7	1-2	2-5	2	4	7
Webster, f	16	2-5	0-2	2-7	4	4	4
Strickland, c	20	6-9	0-0	1-3	1	5	12
Anslinger, g	29	2-10	0-1	1-1	2	2	5
Wagner, g	30	6-15	0-0	0-2	2	3	14
Ottens	10	2-3	0-0	0-1	0	0	5
Welch	3	1-1	4-4	1-1	1	1	6
Calvez	6	0-0	0-0	0-1	1	0	0
Gore	18	1-1	0-0	0-0	4	2	3
Phifer	12	1-2	0-0	0-0	0	2	2
Petty	22	0-4	0-0	2-9	0	0	0
<b>Totals</b>	<b>200</b>	<b>24-57</b>	<b>5-9</b>	<b>9-32</b>	<b>17</b>	<b>24</b>	<b>58</b>

Team Pct.: FG – .421; FT – .556

3-Pt.: 5-23, .217 (Burton 0-1, Webster 0-2, Anslinger 1-8, Wagner 2-8, Ottens 1-2, Gore 1-1, Petty 0-1)

Blocks: 2 (Webster 1, Phifer 1)

Turnovers: 15 (Burton 5, Webster 1, Strickland 2, Anslinger 1, Wagner 2, Calvez 1, Gore 2, Petty 1)

Steals: 4 (Strickland 1, Welch 1, Gore 2)

ILLINOIS STATE	Min.	FG-A	FT-A	O-REB	A	PF	TP
Gordon, f	25	4-10	3-3	4-6	1	4	11
Dilligard, f	27	5-5	0-7	3-5	1	4	10
Alexander, g	30	4-5	0-0	0-7	1	0	11
Greene, g	32	1-3	4-4	0-4	6	0	7
Guidry, g	31	8-18	6-6	0-4	5	2	25
Onyeuku	17	0-5	2-2	0-3	2	2	2
Kirstein	2	0-0	0-0	0-0	0	0	0
Wallace	2	1-1	0-0	0-0	0	0	2
Plank	15	1-4	1-2	0-3	1	2	3
D. Ford	3	0-0	0-0	0-0	0	1	0
Dyer	6	0-0	2-2	0-0	0	1	2
Carlwell	10	2-2	0-0	1-2	0	1	4
<b>Totals</b>	<b>200</b>	<b>26-53</b>	<b>18-26</b>	<b>9-37</b>	<b>17</b>	<b>17</b>	<b>77</b>

Team Pct.: FG – .491; FT – .692

3-Pt.: 7-15, .467 (Alexander 3-4, Greene 1-2, Guidry 3-5, Onyeuku 0-3, Plank 0-1)

Blocks: 3 (Dilligard 1, Carlwell 2)

Turnovers: 12 (Gordon 3, Greene 3, Guidry 1, Onyeuku 1, Wallace 2, Plank 1, D. Ford 1)

Steals: 4 (Dilligard 1, Greene 2, Onyeuku 1)

Officials: Mike Sanzere, Sid Rodenheffer, Gerry Pollard

Attendance: 5,709

Halftime Score: ILLINOIS STATE 27, Evansville 26

## GAME 20

### Second Half Runs Spoil Redbird Upset

WICHITA, Kan. – Wichita State, the league's first-place team, used runs of 14-7 and 9-0 to erase a seven-point halftime deficit and claim a 78-72 victory over upset-minded Illinois State in front of a sold out Charles Koch Arena Saturday night in Missouri Valley Conference action.

The Shockers (16-2 overall and 9-1 in the Valley) used a 14-7 run to open the second half and force a 42-42 tie with 15:09 remaining. The two teams exchanged leads and baskets for the next six minutes before WSU rode a 9-0 run during a two-minute span to take control of the game at 60-51, a lead it would never relinquish with 7:20 remaining. The Redbirds (14-6, 6-4) closed the gap to five points at 60-55, but could never get any closer.

The Redbirds jumped out with a quick start taking a 13-5 lead at the 14:32 mark after a 9-0 ISU run, including four points by Lorenzo Gordon. The 'Birds pushed the lead to 12 points at the 8:45 mark when Gregg Alexander hit his first of two first half three-pointers to push the ISU lead to 21-9. The Shockers responded with a 7-0 run with 1:37 left in the half to close the gap to 32-28, but Vince Greene's trey with 37 seconds left on the clock gave the 'Birds a 35-28 halftime advantage.

Jamar Howard led all scorers with 21 points, including 16 in the second half, while the Redbirds were led by Trey Guidry and Vince Greene with 19 apiece. Lorenzo Gordon rounded out the Redbird double-digit scorers with 12 tallies.

### Wichita State 78, ILLINOIS STATE 72

January 29, 2005 • Charles Koch Arena

ILLINOIS STATE	Min.	FG-A	FT-A	O-REB	A	PF	TP
Gordon, f	25	4-13	4-6	2-3	3	4	12
Dilligard, f	27	4-6	1-5	3-7	2	4	9
Alexander, g	36	3-6	0-0	0-2	2	3	9
Greene, g	38	6-10	4-5	1-4	1	2	19
Guidry, g	36	6-17	4-5	1-4	1	2	19
Onyeuku	6	0-0	0-0	0-0	0	0	0
Plank	22	1-4	0-0	1-3	1	2	2
Carlwell	10	1-1	0-2	3-4	0	1	2
<b>Totals</b>	<b>200</b>	<b>25-57</b>	<b>10-20</b>	<b>12-29</b>	<b>10</b>	<b>18</b>	<b>72</b>

Team Pct.: FG – .439; FT – .500

3-Pt.: 12-25, .480 (Gordon 0-1, Alexander 3-5, Greene 6-7, Guidry 3-11, Plank 0-1)

Blocks: 2 (Dilligard 1, Carlwell 1)

Turnovers: 7 (Greene 1, Guidry 5, Onyeuku 1)

Steals: 6 (Alexander 2, Dilligard 1, Greene 2, Plank 1)

Wichita State	Min.	FG-A	FT-A	O-REB	A	PF	TP
Howard, f	33	6-14	8-11	2-5	3	3	21
Kampman, f	17	1-2	0-0	2-4	2	3	2
Miller, c	24	2-7	1-1	1-4	1	2	5
Burns, g	32	7-11	1-2	0-4	3	0	18
Liberty, g	23	2-2	1-2	0-3	4	1	6
Couisnard	23	3-5	4-4	0-4	3	3	13
Ogirri	18	2-3	0-0	1-2	0	2	5
Braeuer	10	0-1	0-0	1-1	2	0	0
Wilson	20	1-7	6-6	1-5	1	4	8
<b>Totals</b>	<b>200</b>	<b>24-52</b>	<b>21-26</b>	<b>13-39</b>	<b>19</b>	<b>18</b>	<b>78</b>

Team Pct.: FG – .462; FT – .808

3-Pt.: 9-17, .529 (Howard 1-1, Burns 3-6, Liberty 1-1, Couisnard 3-4, Ogirri 1-2, Braeuer 0-1, Wilson 0-2)

Blocks: 1 (Miller 1)

Turnovers: 12 (Howard 2, Kampman 1, Miller 3, Burns 2, Liberty 2, Couisnard 1, Wilson 1)

Steals: 2 (Miller 1, Couisnard 1)

Officials: Randy McCall, Ron Berkholtz, Mark Mayhoad

Attendance: 10,478

Halftime Score: ILLINOIS STATE 35, Wichita State 28