



ILLINOIS STATE UNIVERSITY

RedbirdBasketball

GAME NOTES

Contact: Todd Kober, Assistant Athletics Director/Media Relations • 309/438-3805 • Fax: 309/438-5634 • Cell: 309/310-7112 • gtkober@ilstu.edu

ILLINOIS STATE SCHEDULE

Date	Opponent (TV)	Time/Result
11/3	MISSOURI-ST. LOUIS (EX)	W, 84-55
11/14	vs. Penn State ^A	W, 82-73
11/15	@ Marquette ^A	L, 60-32
11/16	vs. Mississippi ^A	W, 70-52
11/22	TRUMAN STATE	W, 82-47
11/27	TENNESSEE-MARTIN	W, 80-51
11/30	ILLINOIS-CHICAGO	L, 60-56

12/4	ST. JOHN'S	W, 77-69
12/7	ALCORN STATE	W, 75-62
12/11	MARSHALL	W, 79-67
12/18	@ Loyola-Chicago	W, 73-67
12/23	@ Southern Illinois*	L, 61-49
12/30	SMS*	W, 62-61

1/3	@ Northern Iowa* (Valley-TV)	L, 75-55
1/6	INDIANA STATE*	7:05 p.m.

'Bird Bit: Last season, Illinois State held Indiana State to a Redbird Arena record low 37 points in a 63-37 victory.

1/9	@ Evansville*	2:05 p.m.
1/15	DRAKE*	4:05 p.m.
1/19	@ Indiana State* (WMBD)	6:05 p.m.
1/22	@ Creighton* (WMBD)	7:05 p.m.
1/25	EVANSVILLE*	7:05 p.m.
1/29	@ Wichita State* (Valley-TV)	6:05 p.m.

2/1	@ Drake*	7:05 p.m.
2/5	BRADLEY* (WMBD)	4:05 p.m.
2/10	WICHITA STATE*	7:05 p.m.
2/12	NORTHERN IOWA* (WMBD)	4:05 p.m.
2/16	SOUTHERN ILLINOIS*	7:05 p.m.
2/19	@ ESPN Bracket Buster III (ESPN)	TBA
2/23	@ Bradley* (WEEK)	7:35 p.m.
2/26	@ SMS*%	TBA
2/28	CREIGHTON*%	TBA

3/4-7	@ State Farm MVC Tournament#	TBA
-------	------------------------------	-----

All times listed are CST

Home games in CAPS

^ABCA Classic, Milwaukee, Wis.^{*}Missouri Valley Conference game[%]Missouri Valley Conference Wildcard game

#Savvis Center • St. Louis, Mo.

ILLINOIS STATE MEDIA RELATIONS

Basketball SID: Todd Kober

Office Phone: 309/438-3805

Fax: 309/438-5634

Cell Phone: 309/310-7112

Home Phone: 309/454-3048

E-mail: gtkober@ilstu.edu

- or -

Graduate Assistant: Aaron Johnston

Office: 309/438-3598

Cell: 309/287-4777

E-Mail: acjohns3@ilstu.edu

www.redbirds.org**REDBIRD ARENA TICKET OFFICE**

309/438-8000

14 GAME

**ILLINOIS STATE REDBIRDS (9-4, 1-2)****VS.****INDIANA STATE SYCAMORES (5-8, 0-2)****Thursday, January 6, 2005 • 7:05 p.m. CST****Redbird Arena (10,200) • Normal, Ill.**

THE GAME FACTS

The Probable Starters:

ILLINOIS STATE REDBIRDS ▶ ▶ ▶

**Lorenzo Gordon**

▶ Forward

Jr.-TR • 6-7 • 245
St. Louis, Mo.PPG RPG APG
17.0 5.5 0.9**Gregg Alexander**

▶ Guard

Sr.-3L • 6-4 • 205
Lincoln, Ill.PPG RPG APG
6.1 2.2 2.8**Vince Greene**

▶ Guard

Sr.-3L • 5-9 • 165
Chicago, Ill.PPG RPG APG
7.7 2.4 4.4**Trey Guidry**

▶ Guard

Sr.-2L • 6-2 • 195
Baton Rouge, La.PPG RPG APG
13.0 3.2 2.0**Greg Dilligard**

▶ Forward

So.-1L • 6-8 • 230
Labelle, Mo.PPG RPG BPG
7.8 5.9 2.1

INDIANA STATE SYCAMORES ▶ ▶ ▶

							ppg	rpg	apg
F	23	Amani Daanish	6-7	215	Sr.-1L	Los Angeles, Calif.	10.8	6.8	0.8
F	44	Jerod Adler	6-9	237	Sr.-3L	Monroe, Ind.	6.3	5.4	1.2
G	1	Gabriel Moore	6-0	190	Fr.-HS	Little Rock, Ark.	2.5	2.0	2.5
G	30	Tyson Schnitker	6-2	175	So.-1L	Robinson, Ill.	7.6	1.6	1.5
G	34	David Moss	6-5	197	Jr.-2L	Chicago, Ill.	15.4	7.2	3.9

* indicates blocks per game

About The Game: Tonight is the third of four conference games in 11 days for Illinois State and the Redbirds enter the game with a 6-1 record at home this season. Indiana State has lost six straight after opening the season with a 5-2 record. The Sycamores have not won in Redbird Arena since 2001 and are 0-7 away from Terre Haute, Ind., this season, including a 0-3 mark on a neutral court.

Series History: Tonight is the 90th meeting between the two schools. Illinois State leads the series 50-39 and has won five of the last six.

Radio: Dick Luedke, play-by-play; Mike Matthews, color; Bruce Evans, sideline (home only) and Russ Eisenstein, studio host. Affiliates: WJBC (AM 1230/Bloomington), flagship; WBIG (AM 1280/Aurora), WJEZ (FM 98.9/Dwight), WDID (AM 1510/Highland), WZOE (AM 1490/Princeton) and WFMB (AM 1450/Springfield). All Redbird broadcasts, including Porter Moser's weekly call-in show, which generally airs each Thursday from 6:07-7 pm, depending on the schedule, can be heard via the Internet at www.redbirds.org.

Television: None.

THE COACHES

Porter Moser (Creighton '90) owns a 73-57 (.562) career mark in his second season at Illinois State, including a 19-23 (.452) record with the Redbirds. Prior to guiding the 'Birds, Moser served three seasons at Arkansas-Little Rock in his first head coaching position. Moser is assisted by Chris Jans, Danyal Robinson and Brian Barone.

Royce Waltman (Slippery Rock '64) is in his eighth season at Indiana State and owns a 102-118 (.464) record with the Sycamores. He boasts a 291-204 (.588) career record that includes a five-year stint at Indianapolis and a five-year stint at DePauw. He is assisted by Dick Bender, Benjy Taylor and Matt Mardis.



TALE OF THE TAPE



W-L Record	9-4/1-2	5-8/0-2
ESPN/USA Today	NR	NR
AP Poll	NR	NR
Points Scored	67.1	61.8
Points Allowed	61.9	64.0
Scoring Margin	+5.2	-2.2
FG Percentage	46.3	37.9
Def. FG Percentage	42.9	45.1
3-pt. Percentage	38.1	27.9
Def. 3-pt. Percentage	33.3	34.4
FT Percentage	62.3	67.7
Offensive Rebounds	9.2	10.6
Total Rebounds	32.8	33.5
Rebounding Margin	-0.8	-2.5
Assists	15.2	12.1
Turnover Average	14.5	13.8
Turnover Margin	+0.5	+2.9
Steal Average	8.0	7.0
Block Average	4.0	1.9
Fouls	15.1	15.3

WEEKLY MEDIA CONFERENCE

All start at 3 p.m. and are located at the Redbird Arena media room off of the Southwest Loading Dock.

- Wednesday, January 5
- Wednesday, January 12
- Monday, January 17
- Monday, January 24
- Thursday, February 3
- Tuesday, February 8
- Tuesday, February 15
- Monday, February 21
- Tuesday, March 1

WHAT'S BACK

Here is a look at what is returning to the Illinois State roster in 2004-05:

Scoring	64.9%
Three-point Field Goals	99.4%
Free Throws	58.5%
Rebounding	54.6%
Assists	70.3%
Blocks	47.5%
Steals	71.4%
Minutes	66.6%

VALLEY TELECONFERENCE

Teleconferences with The Valley men's basketball head coaches will be conducted each Tuesday, with the men's briefings beginning on a weekly basis in December at 10 a.m. To participate in either conference briefing, call **913/981-5509**. The first men's teleconference begins at 10 a.m. CST on **Tuesday, December 7**. Head coach **Porter Moser** will be available at 10:25 a.m. during the teleconference.

ABOUT THE INDIANA STATE SYCAMORES

- Indiana State, located in Terre Haute, Ind., was founded in 1865 and has an enrollment of 11,484 students.
- The Sycamores are members of the Missouri Valley Conference and play their home games at the Hulman Center.
- Indiana State entered the season returning eight lettermen, including four starters, but sophomore guard Eric Gray walked out on the team last Friday and is serving the first of a three-game suspension.
- The Sycamores rank last in the league in scoring offense, field goal percentage, three-point field goal percentage, rebounding defense, rebounding margin, blocked shots and assists.
- David Moss and Amani Daanish lead the conference in minutes played as Moss logs 35.8 minutes per game and Daanish is posting 34.7 per contest.

INDIANA STATE NUMERICAL ROSTER

No.	Name	Pos.	Ht.	Wt.	Yr.	Hometown
1	Gabriel Moore	G	6-0	190	Fr.	Little Rock, Ark.
2	Darron Evans	F	6-7	197	Jr.	Chicago, Ill.
10	Elliott Booe	G	5-11	188	So.	Clay City, Ind.
11	Zach McGrath	G	6-3	205	Fr.	Mountain Home, Ark.
12	Marc Urban	G	6-1	190	Sr.	St. John, Ind.
15	Brandon Ray	F	6-4	222	Fr.	Indianapolis, Ind.
20	Russell Trudeau	G	6-4	191	So.	Lafayette, Ind.
22	Logan Whitman	G	6-1	183	Fr.	Brazil, Ind.
23	Amani Daanish	F	6-7	215	Sr.	Los Angeles, Calif.
24	Eric Gray	G	6-1	180	So.	Chicago, Ill.
30	Tyson Schnitker	G	6-2	175	So.	Robinson, Ill.
34	David Moss	G	6-5	197	Jr.	Chicago, Ill.
44	Jerod Adler	F	6-9	237	Sr.	Monroe, Ind.
50	Mick Yelovich	C	6-9	260	Fr.	Mount Zion, Ill.

Head Coach: Royce Waltman

Assistant Coach: Dick Bender, Benji Taylor, Matt Mardis

INDIANA STATE SCHEDULE

5-8 Overall, 0-2 Valley

Date	Opponent	Score/Time	W/L
Nov 19	COASTAL CAROLINA	70-46	W
Nov 23	at Indiana	52-56	L
Nov 27	at Buffalo	64-92	L
Dec 2	BIRMINGHAM-SOUTHERN	62-55	W
Dec 4	EASTERN ILLINOIS	76-57	W
Dec 9	VALPARAISO	70-68 (ot)	W
Dec 11	BUTLER	57-54	W
Dec 18	at Ball State	59-65	L
Dec 21	vs. USC#	64-68	L
Dec 22	vs. Clemson#	57-83	L
Dec 23	vs. Long Beach St.#	37-38	L
Dec 30	DRAKE*	69-74 (ot)	L
Jan 2	at Bradley	66-76	L
Jan 6	at Illinois State*	Tonight	
Jan 9	NORTHERN IOWA*	2:05 p.m.	
Jan 12	CREIGHTON*	6:05 p.m.	
Jan 15	WICHITA STATE*	6:05 p.m.	
Jan 19	ILLINOIS STATE*	6:05 p.m.	
Jan 22	at Evansville*	5:05 p.m.	
Jan 26	at Northern Iowa*	7:05 p.m.	
Jan 29	BRADLEY*	1:05 p.m.	
Feb 3	at SMS*	7:05 p.m.	
Feb 5	at Wichita State	7:05 p.m.	
Feb 9	at Southern Illinois*	7:05 p.m.	
Feb 12	EVANSVILLE*	12:05 p.m.	
Feb 15	SMS*	6:05 p.m.	
Feb 22	at Drake*	7:05 p.m.	
Feb 26	at Creighton*	TBA	
Feb 28	S. ILLINOIS*	TBA	
Mar 4-7	at Valley Tournament		

- Rainbow Classic (Honolulu, Hawai'i).

* - Missouri Valley Conference game.

HOME GAMES IN CAPS.

GUIDRY REACHES MILESTONE

It's a select club and senior **Trey Guidry** is a part of it. Including the 78 points he scored his freshman season at North Carolina State, Guidry scored his 1,000 career point Monday night at Northern Iowa. The Baton Rouge, La., native now has 1,010 tallies in his career.

SEVENTY STREAKED SNAPPED

When Northern Iowa scored 75 points against the Redbirds Monday night it marked only the second time all season that an ISU opponent reached the 70-point mark. Previously it occurred in the season opener against Penn State when the Nittany Lions lost to the 'Birds 82-73. The Redbirds went 11 straight games keeping their opponents under 70 points, the longest string since 1993 when the 'Birds had a streak of 12 straight from Jan. 30-Mar. 7, with 11 games coming against conference opponents. The 1992-93 team went on to win the Valley title.

THREE FOR A GRAND

Seniors **Gregg Alexander**, **Vince Greene** and **Trey Guidry** all have a legitimate shot of joining ISU's 1,000-point club this season. Guidry already has 1,010 points in his collegiate career and he needs 68 tallies to score 1,000 in a Redbird uniform. Alexander has 888 career tallies, while Greene sits at 852 career points.

MAGIC NUMBER SITS AT 60

It appears, offensively, the Redbirds need to keep one number in mind - 60. Illinois State owns a 9-0 mark this season when the 'Birds score 60 or more points in a game. When they fail to reach the 60-point plateau, ISU is 0-4. In his two seasons at Illinois State, **Porter Moser** is 18-6 (.750) when the 'Birds score over 60.

'ZO KNOWS OFFENSE

There were some questions about ISU's inside game heading into the season. It's safe to say that junior college transfer **Lorenzo Gordon** has answered those doubters with 11 double-digit efforts in 13 games. Gordon is currently leading all Valley newcomers with 17.0 points per game.

CAN WE SEE SOME I.D.?

At the age of 36, **Porter Moser** is the 11th youngest coach in Division I basketball. Moser and his staff of **Chris Jans**, **Daniyal Robinson** and **Brian Barone** are the fifth youngest staff in Division I, averaging 31.25 years of age.



GREENE FOR THE BLOCK

He is still a far cry from being a favorite celebrity on Hollywood Squares, but **Vince Greene** showed he can come through with a block – at least against SMS. Greene posted a career high two blocked shots against the Bears, giving him three total for his career. The first one came against SMS in 2002.

DILLY'S HOSTING A BLOCK PARTY

Sophomore **Greg Dilligard** is on pace to finish in the top five for blocked shots in a season at ISU. Through 13 games, Dilligard has already swatted 27 shots into the seats and is projected to finish with 60 blocked shots on the season, which would rank No. 2 all-time in the Redbird record books.

LOGGING MORE GAMES THAN LeBRON

The Redbirds find themselves in the middle of an NBA-type schedule with four games in an 11-day span. In fact the Redbirds play just as many games as seven NBA franchises during that same span. The Cleveland Cavaliers and Dallas Mavericks only have three games scheduled, while the Atlanta Hawks, Los Angeles Lakers, Memphis Grizzlies, New Orleans Hornets and Toronto Raptors all take the court four times as well.

MAKING THE EXTRA PASS

Head coach **Porter Moser** has stressed that point to his Redbirds and it appears they are listening. Through 13 games, 63.7 percent of ISU's field goals have come off "the extra pass." This is the highest percentage ISU has had since the 1997-98 campaign when the 'Birds had 66.4 percent of their made field goals come off an assist.

WALKING THE PLANK

In the last seven games, the Redbirds have been forcing their opponents to walk the plank – **Neil Plank** that is. The Mt. Zion, Ill., native has come off the bench to average 9.7 points and 5.2 rebounds per game, while shooting 25-for-43 (.581) from the field.

D-FENCE, D-FENCE

Since **Porter Moser's** arrival at Illinois State he has stressed team defense and it's starting to show. Through 13 games ISU opponents are only averaging 61.9 points per game which currently ranks as the fifth best defensive effort in school history and the lowest in 18 seasons.

"HELLO... TREY, IT'S ME... DICKIE V!"

When ESPN college basketball analyst Dick Vitale makes a long distance call, he may dial down the center, but one thing is certain, he is dialed in on ISU's **Trey Guidry**. Guidry was named to Vitale's "All-AT&T" team, in the Nov. 22 issue of *ESPN The Magazine*, highlighting the five players that do the most damage from long distance.

THE THREE FACTOR

ISU's three seniors spend some time around the 3-point arc and it shows – especially in the Redbird record books. **Gregg Alexander** ranks No. 3 in career treys with 184, 30 behind the school mark owned by Tarise Bryson. **Trey Guidry** stands in the No. 4 spot with 176 triples, while **Vince Greene** is only 12 three-balls away from cracking the top 10. All three should also end their careers in the top 10 for career 3-point field goal percentage.

GREENE JOINS CENTURY CLUB

With three 3-pointers against St. John's **Vince Greene** became just the 12th Redbird in school history to eclipse the century mark in career threes. One quarter of the 12 century club members are currently on the Redbird roster in Greene (109), **Gregg Alexander** (184) and **Trey Guidry** (176).

PRIZED PUPIL PLANK

Junior **Neil Plank** was named to the 2003-04 CoSIDA Academic All-District V University Men's Basketball Team and the 2004 Missouri Valley Conference Scholar-Athlete Second Team. Plank, a native of Mt. Zion, Ill., carries a 4.0 grade point average and is a double major in finance and insurance at Illinois State. At the 2004 State Farm Academic Excellence Banquet, Plank was recognized as Illinois State's Male Scholar-Athlete of the Year.

SOME BIG, BIG WINS

With a 77-69 victory over St. John's, the Redbirds now have wins over the Big East, Big Ten (Penn State) and Southeast (Mississippi) Conferences this season. Since becoming a Division I program, the Redbirds have recorded three victories over the so-called power conferences only one other time. In 1996-97, ISU had wins over the Big East (Pittsburgh), Big Ten (Northwestern) and Conference USA (DePaul).

THE LAST TIME THEY MET

Redbirds Return to Winning Ways

NORMAL, Ill. – Illinois State's Trey Guidry and Marcus Arnold combined for 35 points to lead the Redbirds to a 63-37 Missouri Valley Conference win over Indiana State Saturday afternoon at Redbird Arena.

With the win the 'Birds improved to 7-15 on the season and 3-11 in league play, while the Sycamores dropped their seventh straight to fall to 8-14 and 4-10.

The Redbirds used a stifling defense in the first half, holding Indiana State to a Redbird Arena first half low 11 points. Illinois State opened the game on a 10-2 run with seven points coming inside the paint from Marcus Arnold (4) and Greg Dilligard (3). Sophomore Chris Burras scored six straight Redbird points, as the 'Birds bumped the lead to 20-7 with 5:11 left in the frame.

Trey Guidry poured in two of his first half treys in the final three minutes of the half to push the Redbirds to a 28-11 advantage at the intermission. Indiana State ended the half shooting 26.3 percent from the field, including 1-of-6 on threes, and were 0-for-6 from the free throw line.

Dilligard opened the second half with a three-point play, before Indiana State rattled off six straight points to close the Redbird lead to 31-17. Illinois State held off the rally and pushed the lead back to 20 points, 43-23, with 12 minutes remaining. Guidry nailed back-to-back treys, his fourth and fifth of the game, to push the Redbird lead to 50-23 at the 10:23 mark, their largest of the game.

Guidry led all scorers with 21 points, while Arnold had 14. David Moss scored nine points to lead the Sycamores.

ILLINOIS STATE 63, Indiana State 37

February 14, 2004 • Redbird Arena

Indiana State	Min.	FG-A	FT-A	O-REB	A	PF	TP
Daanish, f	31	3-6	1-4	4-5	1	2	7
Adler, f	11	1-5	0-1	0-1	0	3	2
Antoine, g	20	0-3	0-0	0-1	1	0	0
Moss, g	37	4-9	0-0	1-4	3	1	9
Gray, g	24	2-8	3-4	2-3	1	0	7
Evans	8	2-3	0-0	0-1	0	2	4
Booe	2	0-0	0-0	0-0	0	0	0
Green	11	1-3	1-3	2-5	0	2	3
Trudeau	5	0-2	0-0	0-1	0	0	0
Schnitker	31	1-3	0-0	0-2	3	0	3
Morris	17	1-6	0-1	3-5	0	2	2
Sams	3	0-2	0-0	0-0	0	0	0
Totals	200	15-50	5-13	14-32	9	12	37

Team Pct.: FG – .300; FT – .385

3-Pt.: 2-11, .182 (Antoine 0-1, Moss 1-2, Gray 0-4, Trudeau 0-1, Schnitker 1-2, Sams 0-1)

Blocks: 1 (Daanish 1)

Turnovers: 17 (Daanish 2, Moss 2, Gray 4, Booe 2, Green 3, Schnitker 2, Morris 1, Team 1)

Steals: 9 (Daanish 2, Moss 1, Gray 2, Schnitker 3, Sams 1)

ILLINOIS STATE	Min.	FG-A	FT-A	O-REB	A	PF	TP
Arnold, f	21	5-8	4-4	3-4	1	4	14
Hill, f	17	1-1	0-0	0-1	1	1	2
Dilligard, f	19	2-4	3-4	0-4	0	4	7
Alexander, g	24	0-4	0-0	0-3	1	0	0
Greene, g	30	4-6	0-0	0-3	5	0	8
Burras	15	3-7	0-0	0-2	0	2	6
Ford	3	0-0	0-0	1-2	0	0	0
Miller	10	0-0	0-0	0-3	2	0	0
Guidry	27	8-11	0-0	1-3	1	2	21
Plank	9	0-1	0-0	2-4	0	0	0
Echols	23	1-6	1-3	1-3	1	3	3
Sams	2	1-1	0-0	0-0	0	1	2
Totals	200	25-49	8-11	8-34	12	17	63

Team Pct.: FG – .510; FT – .727

3-Pt.: 5-13, .385 (Alexander 0-4, Greene 0-1, Guidry 5-7, Plank 0-1)

Blocks: 3 (Arnold 1, Hill 1, Burras 1)

Turnovers: 16 (Arnold 2, Alexander 2, Greene 3, Burras 2, Ford 2, Guidry 2, Plank 3)

Steals: 10 (Hill 1, Dilligard 1, Greene 1, Burras 1, Ford 1, Miller 1, Echols 4)

Officials: Frank Spencer, Ron Berkholtz, Rob Kruger

Attendance: 6751

Halftime Score: ILLINOIS STATE 28, Indiana State 11



CHART CLIMBERS

Career Scoring Leaders

1. Doug Collins (1970-73).....	2,240
35. Joe Galvin (1976-80).....	1,022
▶ Trey Guidry (2002-).....	932
▶ Gregg Alexander (2001-).....	888
▶ Vince Greene (2001-).....	852

Career 3-Point FG Leaders

1. Tarise Bryson (1999-02).....	214
2. Dan Muller (1994-98).....	204
3. Gregg Alexander (2001-).....	184
4. Trey Guidry (2002-).....	176
5. Jeff Harris (1986-88).....	157
6. Skipp Schaeffbauer (1996-98).....	153
7. Richard Thomas (1990-93).....	149
8. Shawn Jeppson (1998-01).....	148
9. Rickey Jackson (1986-90).....	126
10. Maurice Trotter (1994-96).....	121
▶ Vince Greene (2001-).....	109

Career 3-Point FG Percentage

1. Matt Taphorn (1986-88).....	50.4
2. Jeff Harris (1986-88).....	46.6
3. Rico Hill (1995-98).....	43.7
4. Shawn Jeppson (1998-01).....	42.8
5. Trey Guidry (2002-)[176/418].....	42.1
6. Gregg Alexander (2001-)[184/454].....	40.5
7. Vince Greene (2001-)[109/272].....	40.1

CAREER STARTS/GAMES

No.	Player	GP	GS
2	Gregg Alexander	100	95
11	Vince Greene	102	67
24	Trey Guidry	71	38
50	Greg Dilligard	42	35
25	Neil Plank	40	16
1	Lorenzo Gordon	13	13
31	Dana Ford	62	10
3	Nedu Onyeuku	12	1
51	Ronnie Carlwell	17	0
5	Khalif Ford	10	0
32	Levi Dyer	6	0
12	Micah Kirstein	6	0
14	Travis Wallace	6	0

2004-05 VALLEY PRESEASON POLL

1. Southern Illinois (23).....	357
2. Wichita State (13).....	349
3. Creighton (1).....	265
Northern Iowa (1).....	265
5. SMS.....	253
6. Drake.....	195
7. Bradley.....	123
8. Evansville.....	107
9. Indiana State.....	98
10. Illinois State.....	78

2004-05 VALLEY STANDINGS

	VALLEY			OVERALL		
	W	L	PCT	W	L	PCT
1. Wichita State	2	0	1.000	9	1	.900
Southern Illinois	2	0	1.000	11	2	.846
3. Northern Iowa	1	0	1.000	10	2	.833
4. Bradley	1	1	.500	8	2	.800
SMS	1	1	.500	7	3	.700
Creighton	1	1	.500	9	4	.692
3. Illinois State	1	2	.333	9	4	.692
Evansville	1	2	.333	7	4	.636
Drake	1	2	.333	4	6	.400
10. Indiana State	0	2	.000	5	8	.385

*Through games of Jan. 3

155 GAMES WITH A TREY ON THE BOARD

ISU enters tonight's game with at least one made three in 155 straight games, thanks to a 7-for-16 three-point effort at Northern Iowa. The last time ISU didn't sink a trey was an 82-43 loss at Creighton on Dec. 12, 1999.

THE ROAD TO ABERRATION

The Redbirds are coming off their first ever back-to-back losing seasons since becoming a Division I program. Finishing with a sub-.500 winning percentage is a rarity at Illinois State. In fact, there have been only five losing campaigns in the Redbirds' 34 seasons of basketball at the Division I level.

GUARDS, GUARDS, EVERYWHERE THERE'S GUARDS

With three potential 1,000-point scoring guards gone at the end of the 2004-05 season, ISU head coach **Porter Moser** and his staff focused on the backcourt during the early signing period by signing the No. 2 ranked backcourt in the state of Illinois according to ChicagoHoops.com (Bloomington (Ill.) High School's **Dodie Dunson** and **Brandon Holtz**), a junior college sharpshooter considered a high-major player by *Roundball Review* (Daytona (Fla.) Beach Community College's **Roberto Fortes**), and the Georgia Junior College Athletic Association Preseason Player of the Year (**Wayne Williams** from South Georgia Technical College) to the 2005 class.

2004-05 ILLINOIS STATE RESULTS

RECORD:	OVERALL	HOME	AWAY	NEUTRAL
ALL GAMES	9-4	6-1	1-3	2-0
CONFERENCE	1-2	1-0	0-2	0-0
NON-CONFERENCE	8-2	5-1	1-1	2-0

DATE	TIME	OPPONENT	SCORE	ATTEND	HIGH POINTS	HIGH REBOUNDS
11-14-04	5:30 p.m.	vs Penn State University	W 82-73	7917	(26)Gordon,Lorenzo	(8)Greene,Vince
11-15-04	8 p.m.	at Marquette	32-60 L	8203	(8)Onyeuku,Nedu	(6)Carlwell,Ronnie
11-16-04	5:30 p.m.	vs Mississippi	W 70-52	8744	(24)Guidry,Trey	(11)Dilligard,Greg
11-22-04	7:05 pm	TRUMAN STATE	W 82-47	4127	(16)Gordon,Lorenzo	(8)Guidry,Trey
11-27-04	2:05 p.m.	TENNESSEE-MARTIN	W 80-51	4051	(27)Guidry,Trey	(7)Alexander,Gregg
11-30-04	7:05 p.m.	ILLINOIS-CHICAGO	56-60 L	6260	(13)Gordon,Lorenzo	(6)Gordon,Lorenzo
12-04-04	7:05 pm	ST. JOHN'S	W 77-69	8044	(22)Gordon,Lorenzo	(8)Guidry,Trey
12-07-04	7:05 p.m.	ALCORN STATE	W 75-62	5943	(19)Gordon,Lorenzo	(7)Dilligard,Greg
						(7)Gordon,Lorenzo
12-11-04	7:05 p.m.	MARSHALL	W 79-67	6689	(21)Plank,Neil	(8)Plank,Neil
12-18-04	1:00 p.m.	at Loyola-Chicago	W 73-67	3871	(19)Gordon,Lorenzo	(11)Dilligard,Greg
12-23-04	7:05 pm	*at Southern Illinois	49-61 L	5729	(13)Gordon,Lorenzo	(5)Plank,Neil
						(5)Onyeuku,Nedu
12-30-04	7:05 p.m.	* SMS	W 62-61	5965	(17)Gordon,Lorenzo	(10)Dilligard,Greg
01/03/05	7:05 pm	*at Northern Iowa	55-75 L	3126	(20)Guidry,Trey	(5)Gordon,Lorenzo

* - Conference game

ATTENDANCE SUMMARY	GAMES	TOTALS	AVG/GAME
HOME	7	41079	5868
AWAY	4	20929	5232
NEUTRAL	2	16661	8331
TOTAL	13	78669	6051

2004-05 ILLINOIS STATE NUMERICAL ROSTER

No.	Name	Pos.	Ht.	Wt.	Cl.-Ex.	Hometown (previous schools)
1	Lorenzo Gordon	F	6-7	245	Jr.-TR	St. Louis, Mo. (Vashon/Mineral Area CC)
2	Gregg Alexander	G/F	6-4	205	Sr.-3L	Lincoln, Ill. (Lincoln)
3	Nedu Onyeuku	G	6-3	185	Jr.-TR	Omaha, Neb. (Creighton Prep/Iowa Western CC)
5	Khalif Ford	G	6-1	181	Fr.-HS	Diamond Bar, Calif. (Diamond Bar/Bridgton Academy)
11	Vince Greene	G	5-9	165	Sr.-3L	Chicago, Ill. (Brother Rice)
12	Micah Kirstein	G	6-3	190	So.-1L	Herscher, Ill. (Bishop McNamara)
14	Travis Wallace	G	6-0	175	Jr.-TR	St. Louis, Mo. (Jennings/Meramec JC)
24	Trey Guidry	G	6-2	195	Sr.-2L	Baton Rouge, La. (Central/North Carolina State)
25	Neil Plank	G/F	6-5	208	Jr.-1L	Mt. Zion, Ill. (Mt. Zion/Wisconsin)
31	Dana Ford	G	6-4	195	Jr.-2L	Tamms, Ill. (Egyptian)
32	Levi Dyer	C	6-10	220	Fr.-HS	Eaton, Colo. (Eaton)
50	Greg Dilligard	F	6-8	230	So.-1L	Labelle, Mo. (Highland)
51	Ronnie Carlwell	C	6-11	258	Fr.-RS	Maywood, Ill. (Proviso East)

Head Coach: Porter Moser

Assistant Coaches: Chris Jans, Daniyal Robinson, Brian Barone.

Graduate Manager: David Saltman



2004-05 ILLINOIS STATE STATISTICS

##	Player	GP	GS	Min	Avg	TOTAL			3-PTS			FT	FTA	Pct	REBOUNDS				PF	FO	A	TO	Blk	Stl	Pts	Avg
						FG	FGA	Pct	3FG	FGA	Pct				Off	Def	Tot	Avg								
01	Gordon,Lorenzo	13	13	364	28.0	82	156	.526	0	0	.000	57	92	.620	28	44	72	5.5	30	0	12	22	3	9	221	17.0
	Conference-Only...	3	3	95	31.7	15	37	.405	0	0	.000	9	16	.563	4	11	15	5.0	8	0	6	6	2	1	39	13.0
24	Guidry,Trey	13	13	385	29.6	62	155	.400	27	80	.338	18	24	.750	5	36	41	3.2	30	0	26	23	2	20	169	13.0
	Conference-Only...	3	3	92	30.7	16	34	.471	7	17	.412	6	9	.667	0	5	5	1.7	8	0	2	4	0	5	45	15.0
25	Plank,Neil	11	0	225	20.5	32	60	.533	12	24	.500	12	20	.600	13	34	47	4.3	12	0	17	12	3	8	88	8.0
	Conference-Only...	3	0	56	18.7	5	11	.455	2	4	.500	0	4	.000	4	12	16	5.3	1	0	4	5	1	2	12	4.0
50	Dilligard,Greg	13	13	362	27.8	42	77	.545	0	0	.000	17	44	.386	29	48	77	5.9	30	1	16	18	27	18	101	7.8
	Conference-Only...	3	3	91	30.3	10	23	.435	0	0	.000	6	10	.600	5	13	18	6.0	6	0	6	8	6	3	26	8.7
11	Greene,Vince	13	13	386	29.7	26	61	.426	16	41	.390	32	36	.889	2	29	31	2.4	13	0	57	39	2	12	100	7.7
	Conference-Only...	3	3	81	27.0	8	15	.533	5	9	.556	0	0	.000	1	2	3	1.0	7	0	9	14	2	2	21	7.0
02	Alexander,Gregg	11	10	261	23.7	21	41	.512	18	35	.514	7	8	.875	0	24	24	2.2	18	0	31	12	0	9	67	6.1
	Conference-Only...	2	1	29	14.5	1	3	.333	1	3	.333	0	0	.000	0	4	4	2.0	2	0	2	3	0	0	3	1.5
03	Onyeuku,Nedu	12	1	194	16.2	25	62	.403	9	28	.321	8	9	.889	5	17	22	1.8	19	0	13	22	3	9	67	5.6
	Conference-Only...	3	1	55	18.3	5	8	.625	2	4	.500	0	0	.000	1	6	7	2.3	4	0	2	5	1	1	12	4.0
31	Ford,Dana	13	2	167	12.8	11	30	.367	5	16	.313	1	5	.200	7	22	29	2.2	11	0	8	13	3	5	28	2.2
	Conference-Only...	3	1	54	18.0	1	4	.250	1	2	.500	0	2	.000	1	7	8	2.7	1	0	3	3	1	1	3	1.0
05	Ford,Khalif	10	0	95	9.5	3	9	.333	1	5	.200	5	9	.556	1	11	12	1.2	15	0	9	11	0	4	12	1.2
	Conference-Only...	3	0	36	12.0	2	6	.333	0	3	.000	1	1	1.000	1	3	4	1.3	6	0	2	4	0	0	5	1.7
32	Dyer,Levi	6	0	14	2.3	3	6	.500	0	2	.000	0	0	.000	0	0	0	0.0	0	0	0	1	0	4	6	1.0
	Conference-Only...	1	0	1	1.0	0	0	.000	0	0	.000	0	0	.000	0	0	0	0.0	0	0	0	0	0	0	0	0.0
51	Carlwell,Ronnie	13	0	121	9.3	4	14	.286	0	0	.000	5	9	.556	12	15	27	2.1	17	0	5	11	9	2	13	1.0
	Conference-Only...	3	0	8	2.7	0	2	.000	0	0	.000	0	0	.000	1	1	2	0.7	4	0	0	1	0	0	0	0.0
12	Kirstein,Micah	4	0	4	1.0	0	0	.000	0	0	.000	0	0	.000	0	1	1	0.3	1	0	1	0	0	0	0	0.0
	Conference-Only...	1	0	1	1.0	0	0	.000	0	0	.000	0	0	.000	0	0	0	0.0	0	0	0	0	0	0	0	0.0
14	Wallace,Travis	6	0	22	3.7	0	0	.000	0	0	.000	0	4	.000	1	3	4	0.7	0	0	3	0	0	4	0	0.0
	Conference-Only...	1	0	1	1.0	0	0	.000	0	0	.000	0	0	.000	0	0	0	0.0	0	0	0	0	0	0	0	0.0
TM TEAM.....															17	22	39	3.0	0			5				
Conference-Only...															6	6	12	4.0	0			1				
Total.....		13				311	671	.463	88	231	.381	162	260	.623	120	306	426	32.8	196	1	198	189	52	104	872	67.1
Conference-Only...		3				63	143	.441	18	42	.429	22	42	.524	24	70	94	31.3	47	0	36	54	13	15	166	55.3
Opponents.....		13				312	728	.429	66	198	.333	115	173	.665	144	293	437	33.6	236	4	164	195	44	71	805	61.9
Conference-Only...		3				81	176	.460	13	42	.310	22	34	.647	36	69	105	35.0	46	1	38	35	13	25	197	65.7

SCORE BY PERIODS:	1st	2nd	Total
Illinois State	434	438	872
Opponents	393	412	805

DEADBALL REBOUNDS:	OFF	DEF	TOTAL
Illinois State	42	0	42
Opponents	25	1	26



SUPERLATIVES

STARTING LINEUPS – F, F, G, G, G (3):

- Gordon, Dilligard, Alexander, Greene, Guidry (7-3)
W – vs. Penn State, vs. Mississippi, Truman State, UT-Martin, St. John's, Alcorn State, Marshall
- L – at Marquette, Illinois-Chicago, at Northern Iowa
- Gordon, Dilligard, Greene, Guidry, D. Ford (1-1)
W – at Loyola-Chicago
- L – at Southern Illinois
- Gordon, Dilligard, Onyeuku, Greene, Guidry (1-0)
W – SMS

FIRST POINTS:

Gordon 5, Greene 3, Dilligard 2, Guidry 2, Onyeuku 1

DOUBLE-DIGIT SCORERS (33):

Gordon 11, Guidry 8, Greene 4, Onyeuku 3, Plank 2, Dilligard 2, Alexander 1

DOUBLE-DIGIT REBOUNDING (4):

Dilligard 3, Gordon 1

LEADING SCORER:

Gordon 8, Guidry 3, Onyeuku 1, Plank 1

LEADING REBOUNDER:

Dilligard 4, Gordon 3, Guidry 2, Plank 2, Carlwell 1, Greene 1, Alexander 1, Onyeuku 1

DOUBLE-DOUBLES (3):

Gordon 1, Alexander 1, Dilligard 1

DUNKS (12):

Dilligard 6, Gordon 3, Onyeuku 2, Carlwell 1

FIRST SUBSTITUTION:

Plank 5, Carlwell 3, Onyeuku 3, K. Ford 2

CHARGES DRAWN (7):

Dilligard 2, Alexander 2, Dyer 1, Greene 1, K. Ford 1

MOST MINUTES:

38, Trey Guidry vs. Illinois-Chicago, 11-30-04
37, Gregg Alexander vs. Marshall, 12-11-04
37, Vince Greene vs. St. John's 12-4-04
35, Greg Dilligard at Loyola-Chicago, 12-18-04
35, Vince Greene vs. Illinois-Chicago, 11-30-04
34, Lorenzo Gordon at Southern Illinois, 12-23-04
34, Trey Guidry at Southern Illinois, 12-23-04
34, Vince Greene at Loyola-Chicago, 12-18-04
34, Trey Guidry vs. St. John's, 12-4-04

INDIVIDUAL GAME-BY-GAME (PTS-REB-ASTS)

Opponent	Alexander	Carlwell	Dilligard	Dyer	D. Ford	K. Ford
vs. Penn State	6-1-2*	3-2-0	6-4-3*	0-0-0	2-2-0	INJ.
at Marquette	0-1-0*	3-6-1	6-3-0*	2-0-0	0-2-0	INJ.
vs. Mississippi	8-0-2*	0-2-1	7-11-1*	0-0-0	0-1-0	0-2-3
Truman State	8-3-5*	7-2-1	6-6-1*	2-0-0	8-2-1	DNP
UT-Martin	9-7-2*	0-5-2	3-6-2*	2-0-0	5-5-0	0-1-1
Illinois-Chicago	3-1-3*	0-3-0	6-4-0*	DNP	6-3-0	0-1-1
St. John's	9-2-0*	0-1-0	8-4-0*	DNP	0-1-0	0-1-0
Alcorn State	11-3-5*	0-0-0	7-7-1*	DNP	0-2-1	6-1-0
Marshall	10-2-10*	0-3-0	14-3-1*	DNP	2-1-2	1-0-1
at Loyola-Chicago	INJ.	0-2-0	12-11-1*	DNP	2-3-1*	0-2-1
at S. Illinois*	INJ.	0-1-0	9-4-1*	DNP	0-4-2*	2-1-0
SMS*	3-1-1	0-0-0	8-10-4*	DNP	3-4-1	0-1-2
at Northern Iowa*	0-3-1*	0-1-0	9-4-1*	0-0-0	0-0-0	3-2-0

Opponent	Gordon	Greene	Guidry	Kirstein	Onyeuku	Plank	Wallace
vs. Penn State	26-6-1*	7-8-6*	16-2-4*	0-0-0	16-0-2	0-2-1	0-0-0
at Marquette	7-5-0*	0-1-0*	6-2-2*	DNP	8-4-0	INJ.	0-2-1
vs. Mississippi	22-10-1*	7-0-2*	24-2-2*	DNP	2-2-1	INJ.	0-1-1
Truman State	16-5-0*	14-2-5*	10-8-4*	0-1-0	6-0-2	5-4-2	0-1-1
UT-Martin	23-4-1*	5-4-7*	27-3-2*	0-0-1	0-2-0	6-2-2	0-0-0
Illinois-Chicago	13-6-0*	8-2-7*	9-2-1*	DNP	2-2-0	9-3-1	DNP
St. John's	22-6-2*	13-3-6*	6-8-4*	DNP	5-1-4	14-3-3	DNP
Alcorn State	19-7-0*	11-5-6*	10-3-1*	DNP	6-2-2	5-6-0	DNP
Marshall	15-2-1*	9-1-4*	7-4-1*	DNP	DNP	21-8-2	DNP
at Loyola-Chicago	19-6-0*	5-2-5*	9-2-3*	DNP	10-2-0	16-3-2	DNP
at S. Illinois*	13-4-4*	3-0-5*	10-2-0*	DNP	10-5-2	2-5-0	DNP
SMS*	17-6-0*	7-2-3*	15-0-1*	DNP	2-0-0*	7-7-3	DNP
at Northern Iowa*	9-5-2*	11-1-1*	20-3-1*	0-0-0	0-2-0	3-4-1	0-0-0



THE LAST TIME IT HAPPENED

INDIVIDUAL

A player scored 40 points ...

ILLINOIS ST.Tarise Bryson (41) at C. Michigan, 12-3-00
OpponentAnthony Roberts (48), Oral Roberts, 1-6-75

A player scored 30 points ...

ILLINOIS ST.Tarise Bryson (38) at Purdue, 3-15-01
OpponentJermaine Boyette (31), Weber St., 11-16-01

A player grabbed 20 rebounds ...

ILLINOIS ST.Ron deVries (24) vs. Pacific, 1-19-74
OpponentAnthony Bonner (21), St. Louis, 2-6-90

A player grabbed 15 rebounds ...

ILLINOIS ST.Baboucarr Bojang (15) vs. UNI, 1-30-02
OpponentGrant Stout (15), UNI, 1-3-05

A player had a double-double ...

ILLINOIS ST.Greg Dilligard (12p, 11r) at Loyola-Chicago, 12-18-04
OpponentGrant Stout (18p, 15r), UNI, 1-3-05

A player made five 3-pointers ...

ILLINOIS ST.Trey Guidry (6-12) vs. UT-Martin, 11-27-04
OpponentPhillip Gilbert (5-8), Bradley, 2-12-03

A player made 10 free throws ...

ILLINOIS ST.Lorenzo Gordon (10-14) vs. St. John's, 12-4-04
OpponentDavid Moss (12-15), Indiana State, 1-10-04

A player had 15 free throw attempts ...

ILLINOIS ST.Tarise Bryson (12-15) at Purdue, 3-14-01
OpponentDavid Moss (12-15), Indiana State, 1-10-04

A player had 10 assists ...

ILLINOIS ST.Gregg Alexander (10) vs. Marshall, 12-11-04
OpponentMartell Bailey (12), Illinois-Chicago, 12-13-03

A player had five steals ...

ILLINOIS ST.Trey Guidry (5) vs. Marshall, 12-11-04
OpponentTony Young (5), Southern Illinois, 12-23-04

A player blocked five shots ...

ILLINOIS ST.Greg Dilligard (7) at Loyola-Chicago, 12-18-04
OpponentCaleb Halcomb (5), Bellarmine, 12-2-03

TEAM

A team scored 100 points ...

ILLINOIS ST.vs. Southern Illinois (105), 1-10-98
OpponentOklahoma (112), 12-28-90

A team made 35 field goals ...

ILLINOIS ST.vs. Bellarmine (35-71), 12-2-03
OpponentUT-San Antonio (35-65), 12-17-00

A team had 75 field goal attempts ...

ILLINOIS ST.vs. Lewis (31-78), 12-2-92
OpponentAkron (27-80), 11-20-98

A team shot 50 percent from the field ...

ILLINOIS ST.vs. Marshall (.538, 28-52), 12-11-04
OpponentUNI (.516, 32-62), 1-3-05

A team made 10 3-point field goals ...

ILLINOIS ST.vs. Tennessee-Martin (12-24), 11-27-04
OpponentBradley (13-22), 2-1-03

A team had 25 3-point field goal attempts ...

ILLINOIS ST.at Drake (8-27), 1-10-02
OpponentNorthern Iowa (10-26), 1-29-03

A team shot 50 percent on 3-pointers ...

ILLINOIS ST.vs. Tennessee-Martin (.500, 12-24), 11-27-04
OpponentEvansville (.563, 9-16), 2-11-04

A team made 30 free throws ...

ILLINOIS ST.vs. Florida A&M (38-48), 11-23-03
OpponentDrake (37-52), 1-17-01

A team had 25 assists ...

ILLINOIS ST.vs. Hofstra (25), 11-25-01
OpponentEvansville (26), 2-11-04

A team had 15 steals ...

ILLINOIS ST.vs. Bellarmine (16), 12-2-03
OpponentCreighton (18), 12-12-99

A team had blocked 10 shots ...

ILLINOIS ST.vs. Evansville (10), 1-17-79
OpponentNorthern Illinois (11), 11-26-03

BENCH SCORING (ISU-OPP)

vs. Penn State	21-11
at Marquette	13-15
vs. Mississippi	2-36
Truman State	28-19
UT-Martin	13-13
Illinois-Chicago	17-17
St. John's	19-3
Alcorn State	17-27
Marshall	24-12
at Loyola-Chicago	26-14
at Southern Illinois*	14-24
SMS*	13-8
at Northern Iowa*	6-19
Total	213-218

2004-05 VALLEY RANKINGS

Through Jan. 4 (All Games)

TEAM

Scoring Offense	9th	67.1
Scoring Defense	3rd	61.9
Scoring Margin	6th	+5.2
Free Throw Pct	10th	62.3
Field Goal Pct	5th	46.3
FG Pct. Defense	5th	42.9
3-Point FG Pct	4th	38.1
3-Point FG Pct. Def	3rd	33.3
Rebounding Offense	9th	32.8
Rebounding Defense	7th	33.6
Rebounding Margin	7th	-0.8
Blocked Shots	13rd	4.00
Assists	6th	15.23
Steals	4th	8.00
Turnover Margin	6th	+0.46
Assist/Turnover Ratio	6th	1.05
Offensive Rebounds	9th	9.23
Defensive Rebounds	5th	23.54
3-Point Field Goals Made	5th	6.77

INDIVIDUAL

SCORING

Lorenzo Gordon	3rd	17.0
Trey Guidry	10th	13.0

REBOUNDING

Greg Dilligard	10th	5.9
Lorenzo Gordon	14th	5.5

FIELD GOAL PERCENTAGE

Greg Dilligard	5th	54.5
Lorenzo Gordon	10th	52.6

ASSISTS

Vince Greene	4th	4.38
Gregg Alexander	15th	2.82

FREE THROW PERCENTAGE

Vince Greene	1st	88.9
--------------------	-----------	------

STEALS

Trey Guidry	9th	1.54
Greg Dilligard	10th	1.38

3-POINT FG PERCENTAGE

Gregg Alexander	2nd	51.5
Neil Plank	13rd	50.0

3-POINT FG MADE

Trey Guidry	2nd	2.08
Gregg Alexander	13th	1.64

BLOCKED SHOTS

Greg Dilligard	4th	2.08
Ronnie Carlwell	11th	0.69

ASSIST/TURNOVER RATIO

Gregg Alexander	3rd	2.58
Vince Greene	15th	1.46

OFFENSIVE REBOUNDS

Greg Dilligard	11th	2.23
Lorenzo Gordon	14th	2.15

DEFENSIVE REBOUNDS

Greg Dilligard	11th	3.69
----------------------	------------	------

MINUTES PLAYED

Vince Greene	14th	29.69
Trey Guidry	15th	29.62

ILLINOIS STATE'S 2004-05 RECORD WHEN

Overall	9-4
Missouri Valley Conference	1-2
Playing Nationally Ranked Teams	0-0
Leading at the Half	8-0
Trailing at the Half	1-3
Tied at the Half	0-1
Leading with 5:00 to Play	9-0
Trailing with 5:00 to Play	0-4
Tied with 5:00 to Play	0-0
In Overtime	0-0
ISU out-rebounds opponent	6-1
Opponents out-rebound ISU	2-3
ISU has 15 or fewer Turnovers	6-2
ISU has fewer Turnovers than opp.	5-1
ISU shoots 50 Percent or Better	4-0
ISU shoots 40 Percent or Better	9-1
Opponents shoot less than 40 Percent ..	4-0
Opponents shoot 40 Percent or Better ..	5-4
ISU shoots better than Opponent	8-1
Opponent shoots better than ISU	1-3
ISU has more FG Attempts	3-2
Opponent has more FG Attempts	6-2
ISU Shoots better than 35% on 3's	7-2
ISU Attempts more 3's	4-2
Opponents Attempt more 3's	4-1
ISU has more FT Attempts	6-2
Opponent has more FT Attempts	2-2
ISU Scores 100 or More	0-0
ISU Scores 90 or More	0-0
ISU Scores 80 or More	3-0
ISU Scores 70 or More	8-0

ISU Scores 60 or More	9-0
ISU Scores less than 60	0-4
Opponent Scores 100 or More	0-0
Opponent Scores 90 or More	0-0
Opponent Scores 80 or More	0-0
Opponent Scores 70 or More	1-1
Opponent Scores 60 or More	6-4
Opponent Scores less than 60	3-0
In Games Decided by 5 or less	1-1
In Games Decided by 6-10 Points	3-0
In Games Decided by 11-20 Points	3-2
In Games Decided by 21+ Points	2-1
Day Games	2-0
Night Games	7-4
Home Court	6-1
Away Games	1-3
Neutral Games	2-0
When ISU Scores First	4-0
When ISU Wins Tip	5-1
In November	4-2
In December	5-1
In January	0-1
In February	0-0
In March	0-0
On Sunday	1-0
On Monday	1-2
On Tuesday	2-1
On Wednesday	0-0
On Thursday	1-1
On Friday	0-0
On Saturday	4-0



2004-05 GAME-BY-GAME

	Final	FG	FG%	3FG	3%	FT	FT%	O-D-T Reb.	Fouls	Assists	Turnovers	Blocks	Steals	Halftime
Penn State	73	27-56	.482	3-9	.333	16-23	.696	12-21-33	17	14	13	0	2	37
vs. ILLINOIS STATE	82	30-57	.526	8-20	.400	14-19	.737	6-23-29	18	19	10	2	6	32
ILLINOIS STATE at Marquette	32 60	10-50 22-48	.200 .458	1-16 6-16	.063 .375	11-21 10-15	.524 .667	11-17-28 11-34-45	17 21	4 14	13 18	2 6	5 2	15 38
Mississippi	52	18-48	.375	6-14	.429	10-18	.556	10-10-20	15	10	14	2	6	23
vs. ILLINOIS STATE	70	25-42	.595	7-13	.538	13-18	.722	9-23-32	16	14	18	5	7	38
Truman State	47	20-58	.345	4-14	.286	3-8	.375	11-21-32	15	8	16	1	4	19
at ILLINOIS STATE	82	31-55	.564	9-19	.474	11-17	.647	7-29-36	8	22	12	3	12	33
UT-Martin	51	17-59	.288	4-13	.308	13-17	.765	15-26-41	16	8	21	4	4	23
at ILLINOIS STATE	80	32-67	.478	12-24	.500	4-10	.400	12-29-41	15	20	12	3	12	38
Illinois-Chicago	60	23-45	.511	1-8	.125	13-16	.813	5-23-28	13	14	16	3	7	33
at ILLINOIS STATE	56	20-52	.385	7-23	.304	9-14	.643	12-18-30	18	13	16	0	9	26
St. John's	69	30-59	.508	6-14	.429	3-5	.600	7-24-31	21	16	16	5	5	31
at ILLINOIS STATE	77	26-53	.491	8-19	.421	17-28	.607	10-23-33	10	19	13	4	12	44
Alcorn State	62	25-69	.362	7-24	.292	5-11	.455	15-25-40	29	16	15	3	6	22
at ILLINOIS STATE	75	22-48	.458	6-18	.333	25-40	.625	9-32-41	15	16	16	7	10	34
Marshall	67	22-47	.468	9-23	.391	14-19	.737	7-23-30	22	15	20	4	3	36
at ILLINOIS STATE	79	28-52	.538	7-18	.389	16-26	.615	6-20-26	18	22	11	4	10	41
ILLINOIS STATE at Loyola-Chicago	73 67	24-52 27-63	.462 .429	5-19 7-21	.263 .333	20-25 6-7	.800 .857	14-22-36 15-17-32	14 21	13 11	14 11	9 3	6 7	40 35
ILLINOIS STATE at Southern Illinois*	49 61	20-43 25-56	.465 .446	5-12 4-18	.417 .222	4-17 7-9	.235 .779	8-21-29 11-22-33	15 15	14 13	20 12	1 3	6 14	23 33
SMS*	61	24-58	.414	6-14	.429	7-13	.538	14-18-32	17	10	15	4	5	27
at ILLINOIS STATE	62	23-48	.479	6-14	.429	10-14	.714	10-25-35	15	15	20	8	3	34
ILLINOIS STATE at Northern Iowa*	55 75	20-52 32-62	.385 .516	7-16 3-10	.438 .300	8-11 8-12	.727 .667	6-24-30 11-29-40	17 14	7 15	14 8	4 6	6 6	36 36



Gregg Alexander²

G • 6-4 • 205 • Sr.-3L • Lincoln, Ill. (Lincoln)

CAREER BESTS:

Points – 24 vs. Hofstra, 11-25-01
Rebounds – 10 vs. Bradley, 2-1-03
Assists – 10 vs. Marshall, 12-11-04
Blocked Shots – 3 vs. Northern Iowa, 12-20-03
Steals – 5 at Drake, 2-26-03
Minutes – 42 vs. Hofstra, 11-25-01

SEASON BESTS:

Points – 11 vs. Alcorn State, 12-7-04
Rebounds – 7 vs. Tennessee-Martin, 11-27-04
Assists – 10 vs. Marshall, 12-11-04
Blocked Shots – 0
Steals – 3 vs. St. John's, 12-4-04
Minutes – 37 vs. Marshall, 12-11-04

Last Time Out:

Returned to the starting line-up, but only logged 14 minutes without a point.

UPDATED PLAYER NOTES:

- Returning from a severe ankle sprain which forced him to miss two games.
- Dished out a career-high 10 assists (without a turnover) against Marshall en route to his second career double-double to go along with his 10 points.

2004-05 GAME-BY-GAME STATISTICS

Opponent	M	FG-A	3FG-A	FT-A	O-R	PF	A	TO	BLK	S	TP
vs. Penn State [^]	21	2-4	2-4	0-0	0-1	3	2	1	0	2	6
at Marquette [^]	23	0-3	0-2	0-0	0-1	1	0	1	0	0	0
vs. Mississippi [^]	26	3-5	2-4	0-0	0-0	3	2	0	0	0	8
Truman State	18	3-6	2-4	0-0	0-3	2	5	1	0	1	8
UT-Martin	29	3-4	3-4	0-0	0-7	1	2	2	0	1	9
Illinois-Chicago	17	1-3	1-3	0-0	0-1	2	3	3	0	0	3
St. John's	30	2-2	2-2	3-4	0-2	2	0	0	0	3	9
Alcorn State	31	3-5	3-5	2-2	0-3	2	5	1	0	1	11
Marshall	37	3-6	2-4	2-2	2	0	10	0	0	1	10
at Loyola-Chicago					Did not play – injury						
at Southern Illinois*					Did not play – injury						
SMS*	15	1-1	1-1	0-0	0-1	0	1	2	0	0	3
at Northern Iowa*	14	0-2	0-2	0-0	0-3	2	1	1	0	0	0

BOLD indicates games started

[^] BCA Classic (Milwaukee, Wis.)

* Missouri Valley Conference game



Ronnie Carlwell⁵¹

C • 6-11 • 258 • Fr.-RS • Maywood, Ill. (Proviso East)

CAREER BESTS:

Points – 7 vs. Truman State, 11-22-04
Rebounds – 6 at Marquette, 11-15-04
Assists – 2 vs. Tennessee-Martin, 11-27-04
Blocked Shots – 2, four times
Steals – 1 vs. St. John's, 12-4-04
Minutes – 24 at Marquette, 11-15-04

SEASON BESTS:

Points – 7 vs. Truman State, 11-22-04
Rebounds – 6 at Marquette, 11-15-04
Assists – 2 vs. Tennessee-Martin, 11-27-04
Blocked Shots – 2, four times
Steals – 1, twice
Minutes – 24 at Marquette, 11-15-04

Last Time Out:

Logged three minutes with two fouls, a turnover and a rebound.

UPDATED PLAYER NOTES:

- Averaging 5.6 minutes per game in the last eight games, after logging 15.2 minutes in the first five contests of the season.
- Scored a career-high seven points against Truman State.
- Played a career-high 24 minutes against Marquette and had a career best six rebounds along with three points and a pair of blocked shots.
- Scored four points in the exhibition game, including a break away dunk. Also added a blocked shot and five rebounds.
- Dropped 10 pounds and is running the floor better than ever.

2004-05 GAME-BY-GAME STATISTICS

Opponent	M	FG-A	3FG-A	FT-A	O-R	PF	A	TO	BLK	S	TP
vs. Penn State [^]	8	1-1	0-0	1-2	2-2	3	0	0	0	0	3
at Marquette [^]	24	1-2	0-0	1-3	2-6	3	1	3	2	0	3
vs. Mississippi [^]	16	0-1	0-0	0-0	0-1	2	1	1	2	0	0
Truman State	14	2-2	0-0	3-4	0-2	1	1	2	0	0	7
UT-Martin	14	0-2	0-0	0-0	3-5	1	2	1	2	0	0
Illinois-Chicago	6	0-1	0-0	0-0	2-3	0	0	0	0	0	0
St. John's	7	0-0	0-0	0-0	1-1	0	0	1	0	1	0
Alcorn State	6	0-0	0-0	0-0	0-0	0	0	0	2	1	0
Marshall	10	0-1	0-0	0-0	1-3	3	0	2	1	0	0
at Loyola-Chicago	8	0-2	0-0	0-0	0-2	0	0	0	0	0	0
at Southern Illinois*	4	0-1	0-0	0-0	1-1	0	0	0	0	0	0
SMS*	1	0-1	0-0	0-0	0-0	2	0	0	0	0	0
at Northern Iowa*	3	0-0	0-0	0-0	0-1	2	0	1	0	0	0

BOLD indicates games started

[^] BCA Classic (Milwaukee, Wis.)

* Missouri Valley Conference game



Greg Dilligard 50

F • 6-8 • 230 • So.-1L • Labelle, Mo. (Highland)

CAREER BESTS:

Points – 14 vs. Marshall, 12-11-04
Rebounds – 11, twice
Assists – 4 vs. SMS, 12-30-04
Blocked Shots – 7 at Loyola-Chicago, 12-18-04
Steals – 3, four times
Minutes – 35, twice

SEASON BESTS:

Points – 14 vs. Marshall, 12-11-04
Rebounds – 11, twice
Assists – 4 vs. SMS, 12-30-04
Blocked Shots – 7 at Loyola-Chicago, 12-18-04
Steals – 3, three times
Minutes – 35 at Loyola-Chicago, 12-18-04

Last Time Out:

Scored nine points and grabbed four boards in 31 games.

UPDATED PLAYER NOTES:

- Named State Farm MVC Player of the Week on Dec. 20 for his game at Loyola.
- Posted his first career double-double at Loyola-Chicago with 12 points and a career matching 11 rebounds. Also posted a career best seven blocks and three steals in a game that Porter Moser dubbed as "the single-best defensive performance I have ever been associated with."
- Registered a career scoring night against Marshall with 14 points, including 12 in the first half.
- Dominated the glass against Mississippi with a career-high 11 rebounds.
- Tossed in 16 points and collected six rebounds, while dishing out a team high five assists in the exhibition win over UMSL.


2004-05 GAME-BY-GAME STATISTICS

Opponent	M	FG-A	3FG-A	FT-A	R	PF	A	TO	BLK	S	TP
vs. Penn State [^]	29	3-7	0-0	0-0	2-4	3	3	0	2	1	6
at Marquette [^]	30	2-4	0-0	2-4	3-3	1	0	1	0	0	6
vs. Mississippi [^]	32	3-3	0-0	1-1	2-9	4	1	3	3	0	7
Truman State	24	3-7	0-0	0-1	1-6	2	1	1	3	3	6
UT-Martin	25	1-4	0-0	1-4	3-6	3	2	0	1	0	3
Illinois-Chicago	25	3-5	0-0	0-2	2-4	2	0	2	0	3	6
St. John's	27	4-7	0-0	0-6	2-4	0	0	0	2	1	8
Alcorn State	25	3-5	0-0	1-2	3-7	1	1	0	2	2	7
Marshall	19	6-7	0-0	2-7	1-3	5	1	2	1	2	14
at Loyola-Chicago	35	4-5	0-0	4-7	4-11	3	1	1	7	3	12
at Southern Illinois [*]	31	4-6	0-0	1-2	0-4	1	1	2	1	2	9
SMS [*]	29	3-7	0-0	2-4	4-10	2	4	4	2	0	8
at Northern Iowa [*]	31	3-10	0-0	3-4	1-4	3	1	2	3	1	9

BOLD indicates games started

[^] BCA Classic (Milwaukee, Wis.)

^{*} Missouri Valley Conference game



Levi Dyer 32

C • 6-10 • 220 • Fr.-HS • Eaton, Colo. (Eaton)

CAREER BESTS:

Points – 2, three times
Rebounds – 0
Assists – 0
Blocked Shots – 0
Steals – 2, twice
Minutes – 6 at Marquette, 11-15-04

Last Time Out:

Played in the game's final minute.

UPDATED PLAYER NOTES:

- Played one minute at Northern Iowa, his first action in seven games.
- Scored his first collegiate points in the loss to Marquette.
- Played only three minutes in the exhibition versus UMSL. Scored two points and grabbed a rebound.

2004-05 GAME-BY-GAME STATISTICS

Opponent	M	FG-A	3FG-A	FT-A	O-R	PF	A	TO	BLK	S	TP
vs. Penn State [^]	0+	0-0	0-0	0-0	0-0	0	0	0	0	0	0
at Marquette [^]	6	1-3	0-2	0-0	0-0	0	0	0	0	0	2
vs. Mississippi [^]	1	0-0	0-0	0-0	0-0	0	0	0	0	0	0
Truman State	4	1-1	0-0	0-0	0-0	0	0	0	0	2	2
UT-Martin	2	1-1	0-0	0-0	0-0	0	0	1	0	2	2
Illinois-Chicago											
St. John's											
Alcorn State											
Marshall											
at Loyola-Chicago											
at Southern Illinois [*]											
SMS [*]											
at Northern Iowa [*]	1	0-0	0-0	0-0	0-0	0	0	0	0	0	0

BOLD indicates games started

[^] BCA Classic (Milwaukee, Wis.)

^{*} Missouri Valley Conference game



Dana Ford

G • 6-4 • 195 • Jr.-2L • Tamms, Ill. (Egyptian)

31

CAREER BESTS:

Points – 9 at Northern Iowa, 1-7-03
Rebounds – 8 at Southern Illinois, 1-4-03
Assists – 3, four times
Blocked Shots – 2, twice
Steals – 3, twice
Minutes – 31, twice

SEASON BESTS:

Points – 8 vs. Truman State, 11-22-04
Rebounds – 5 vs. Tennessee-Martin, 11-27-04
Assists – 2, twice
Blocked Shots – 1, twice
Steals – 2 vs. Tennessee-Martin, 11-27-04
Minutes – 21 at Northern Iowa, 1-3-04

Last Time Out:

Played 21 minutes without a point or rebound.

UPDATED PLAYER NOTES:

- Drew two starting assignments with Gregg Alexander's injury and averaged 1.0 point and 3.5 rebounds during his starts, while averaging 16.5 minutes.
- Switched uniform numbers from No. 3 to No. 31.
- Played 10 minutes in the exhibition game without a point, but snagged a pair of rebounds.

2004-05 GAME-BY-GAME STATISTICS

Opponent	M	FG-A	3FG-A	FT-A	O-R	PF	A	TO	BLK	S	TP
vs. Penn State [^]	10	1-2	0-1	0-0	1-2	0	0	0	0	0	2
at Marquette [^]	13	0-3	0-2	0-0	0-2	2	0	1	0	0	0
vs. Mississippi [^]	8	0-0	0-0	0-0	0-1	0	0	0	0	0	0
Truman State	13	3-3	2-2	0-0	0-2	0	1	1	0	0	8
UT-Martin	8	2-3	1-2	0-0	1-5	2	0	2	0	2	5
Illinois-Chicago	19	2-8	1-4	1-2	2-3	2	0	0	0	1	6
St. John's	6	0-0	0-0	0-0	0-1	1	0	0	0	1	0
Alcorn State	8	0-1	0-0	0-1	0-2	1	1	2	1	0	0
Marshall	11	1-1	0-0	0-0	0-0	1	2	1	0	0	2
at Loyola-Chicago	17	1-5	0-3	0-0	2-3	1	1	3	1	0	2
at Southern Illinois [*]	16	0-0	0-0	0-2	0-4	0	2	1	0	0	0
SMS [*]	17	1-2	1-2	0-0	1-4	0	1	1	1	0	3
at Northern Iowa [*]	21	0-2	0-0	0-0	0-0	1	0	1	0	1	0

BOLD indicates games started

[^] BCA Classic (Milwaukee, Wis.)

^{*} Missouri Valley Conference game



Khalif Ford

G • 6-1 • 181 • Fr.-HS • Diamond Bar, Calif. (Diamond Bar)

5

CAREER BESTS:

Points – 6 vs. Alcorn State, 12-7-04
Rebounds – 2, three times
Assists – 3 vs. Mississippi, 11-16-04
Blocked Shots – 0
Steals – 2 vs. Alcorn State, 12-7-04
Minutes – 16 at Southern Illinois, 12-23-04

Last Time Out:

Played 10 minutes with three points and two rebounds.

UPDATED PLAYER NOTES:

- Has logged double-digit minutes the last three games.
- Scored the first points of his collegiate career with a career best six points against Alcorn State.
- Made his Redbird debut against Mississippi and made his presence felt in only 11 minutes of action, causing one steal, snagging two rebounds and handing out three assists.
- Had been sidelined the first three weeks with a stress fracture in his right tibia.

2004-05 GAME-BY-GAME STATISTICS

Opponent	M	FG-A	3FG-A	FT-A	O-R	PF	A	TO	BLK	S	TP
vs. Penn State [^]											
at Marquette [^]											
vs. Mississippi	11	0-0	0-0	0-0	0-2	1	3	1	0	1	0
Truman State											
UT-Martin	13	0-1	0-0	0-0	0-1	3	1	1	0	0	0
Illinois-Chicago	5	0-1	0-1	0-0	0-1	1	1	2	0	0	0
St. John's	3	0-0	0-0	0-0	0-1	1	0	0	0	0	0
Alcorn State	10	1-1	1-1	3-4	0-1	2	0	1	0	2	6
Marshall	11	0-0	0-0	1-4	0-0	0	1	1	0	1	1
at Loyola-Chicago	6	0-0	0-0	0-0	0-2	1	1	1	0	0	0
at Southern Illinois [*]	16	1-2	0-1	0-0	1-1	4	0	2	0	0	0
SMS [*]	10	0-1	0-1	0-0	0-1	1	2	1	0	0	0
at Northern Iowa [*]	10	1-3	0-1	1-1	0-2	1	0	1	0	0	3

BOLD indicates games started

[^] BCA Classic (Milwaukee, Wis.)

^{*} Missouri Valley Conference game



Lorenzo Gordon 1

F • 6-7 • 245 • Jr.-TR • St. Louis, Mo. (Vashon/Mineral Area CC)

CAREER BESTS:

Points – 26 vs. Penn State, 11-14-04
Rebounds – 10 vs. Mississippi, 11-16-04
Assists – 4 at Southern Illinois, 12-23-04
Blocked Shots – 2 vs. SMS, 12-30-04
Steals – 2, twice
Minutes – 34 at Southern Illinois, 12-23-04

Last Time Out:

Held to single digits for only the second time all season with 9 points in 28 minutes.

UPDATED PLAYER NOTES:

- Held to nine points at Northern Iowa and has now scored double figures in 11 of 13 games.
- Has five 20-point scoring efforts on the season.
- Named the Valley Newcomer of the Week on Nov. 22 for his effort in the BCA Classic.
- Following his three game performance at the BCA Classic, Gordon was selected to the all-tournament team. He averaged 18.3 points and seven rebounds in the three contests.
- Had a monster game against Mississippi, bringing in the first double-double of the season for the Redbirds with 22 points and 10 rebounds.
- Led the 'Birds with 26 points in his ISU debut. At one stretch, scored 18 straight points for ISU, including the first 14 of the second half.

2004-05 GAME-BY-GAME STATISTICS

Opponent	M	FG-A	3FG-A	FT-A	O-R	PF	A	TO	BLK	S	TP
vs. Penn State [^]	33	10-15	0-0	6-10	1-6	1	1	1	0	1	26
at Marquette [^]	21	2-9	0-0	3-7	4-5	3	0	1	0	0	7
vs. Mississippi [^]	31	8-13	0-0	6-11	6-4	2	1	1	0	1	22
Truman State	27	5-8	0-0	6-8	1-5	0	0	2	0	0	16
UT-Martin	24	11-20	0-0	1-2	4-4	2	1	0	0	2	23
Illinois-Chicago	27	5-8	0-0	3-4	3-6	4	0	1	0	1	13
St. John's	28	6-12	0-0	10-14	3-6	2	2	4	0	2	22
Alcorn State	29	8-14	0-0	3-7	0-7	3	0	1	1	0	19
Marshall	22	5-9	0-0	5-7	0-2	2	1	3	0	1	22
at Loyola-Chicago	27	7-11	0-0	5-6	2-6	3	0	2	0	0	19
at Southern Illinois*	34	5-12	0-0	3-9	1-4	2	4	2	0	1	13
SMS*	33	6-14	0-0	5-6	1-6	3	0	1	2	0	17
at Northern Iowa*	28	4-11	0-0	1-1	2-5	3	2	3	0	0	9

BOLD indicates games started

[^] BCA Classic (Milwaukee, Wis.)

* Missouri Valley Conference game



Vince Greene 11

G • 5-9 • 165 • Sr.-3L • Chicago, Ill. (Brother Rice)

CAREER BESTS:

Points – 29 at Bradley, 2-12-03
Rebounds – 8 vs. Penn State, 11-14-04
Assists – 11 vs. Jacksonville, 12-18-02
Blocked Shots – 2 vs. SMS, 12-30-04
Steals – 7 at Evansville, 1-25-03
Minutes – 42 at Illinois, 1-3-04

SEASON BESTS:

Points – 14 vs. Truman State, 11-22-04
Rebounds – 8 vs. Penn State, 11-14-04
Assists – 7, twice
Blocked Shots – 2 vs. SMS, 12-30-04
Steals – 2, three times
Minutes – 37 vs. St. John's, 12-4-04

Last Time Out:

Tossed in 11 points on 4-of-8 shooting, including 2-for-5 on threes, but had one assist with four TOs.

UPDATED PLAYER NOTES:

- Coming off his fourth double-digit scoring game of the season.
- Posted a career best two blocked shots against SMS.
- Logged 37 minutes with only one turnover and six assists against St. John's.
- Converted an Illinois State record 57 straight free throw attempts dating back to last season, before missing his first of the season against Illinois-Chicago
- Scored a season-high 14 points against Truman State to go along with his five assists and two steals.
- After starting his career as a Prop 48 student-athlete, he earned his fourth year of eligibility by graduating last spring.
- Finished with five points and four assists in the exhibition win over UMSL.

2004-05 GAME-BY-GAME STATISTICS

Opponent	M	FG-A	3FG-A	FT-A	O-R	PF	A	TO	BLK	S	TP
vs. Penn State [^]	30	1-4	1-4	4-4	0-8	2	6	3	0	1	7
at Marquette [^]	29	0-2	0-0	0-0	0-1	0	0	1	0	0	0
vs. Mississippi [^]	25	1-3	1-3	4-4	0-0	0	2	6	0	2	7
Truman State	30	5-8	2-4	2-2	0-2	1	5	2	0	2	14
UT-Martin	26	2-5	1-2	0-0	0-4	0	7	2	0	1	5
Illinois-Chicago	35	2-4	1-2	3-4	0-2	1	7	4	0	1	8
St. John's	37	4-9	3-7	2-2	0-3	0	6	1	0	1	13
Alcorn State	30	1-4	1-4	8-10	1-5	0	6	3	0	0	11
Marshall	29	2-4	1-3	4-4	0-1	1	4	0	0	0	9
at Loyola-Chicago	34	0-3	0-3	5-6	0-2	1	5	3	0	2	5
at Southern Illinois*	24	1-1	1-1	0-0	0-0	3	5	7	0	1	3
SMS*	30	3-6	1-3	0-0	0-2	3	3	3	2	0	7
at Northern Iowa*	27	4-8	3-5	0-0	1-1	1	1	4	0	1	11

BOLD indicates games started

[^] BCA Classic (Milwaukee, Wis.)

* Missouri Valley Conference game



Trey Guidry 24

G • 6-2 • 195 • Sr.-2L • Baton Rouge, La. (Central/NC State)

CAREER BESTS:

Points – 27, three times
Rebounds – 8, twice
Assists – 11 at Kent State, 12-7-02
Blocked Shots – 1, seven times
Steals – 5 vs. Marshall, 12-11-04
Minutes – 38, four times

SEASON BESTS:

Points – 27 vs. Tennessee-Martin, 11-27-04
Rebounds – 8, twice
Assists – 4, three times
Blocked Shots – 1, twice
Steals – 5 vs. Marshall, 12-11-04
Minutes – 38 vs. Illinois-Chicago, 11-30-04

Last Time Out:

Posted his third 20-point effort of the season on 7-for-11 shooting.

UPDATED PLAYER NOTES:

- Has scored double digits in his last three games.
- Tossed in the 1,000 point of his career at Northern Iowa on Jan. 3.
- Equalled his career high with 27 points against Tennessee-Martin.
- With six treys against Tennessee-Martin, now has 12 games in his career with five or more made threes.
- Named to Dick Vitale's "All AT&T" team, highlighting the top five three-point shooters in the nation.
- Needed only 28 minutes to drop 24 points on Mississippi in the BCA Classic.
- Scored 16 points and dished out four assists in win over Penn State.
- Tossed in a team high 19 points in the exhibition win over UMSL, hitting his first six field goal attempts.
- Sideline during the practice against Ball State with a back injury.

2004-05 GAME-BY-GAME STATISTICS

Opponent	M	FG-A	3FG-A	FT-A	O-R	PF	A	TO	BLK	S	TP
vs. Penn State [^]	33	6-12	2-3	2-2	0-2	2	4	1	0	1	16
at Marquette [^]	24	1-11	0-5	4-4	0-2	3	2	1	0	0	6
vs. Mississippi [^]	28	9-12	4-5	2-2	1-1	1	2	2	0	1	24
Truman State	27	4-9	2-6	0-0	1-8	1	4	1	0	2	10
Tennessee-Martin	30	10-19	6-12	1-2	0-3	1	2	2	0	2	27
Illinois-Chicago	38	3-13	3-10	0-0	0-2	2	1	2	0	2	9
St. John's	34	3-13	0-6	0-0	1-8	3	4	3	1	1	6
Alcorn State	19	4-8	1-4	1-3	0-3	4	1	4	0	1	10
Marshall	33	3-13	1-6	0-0	0-4	2	1	2	1	5	7
at Loyola-Chicago	27	3-11	1-6	2-2	2-2	3	3	1	0	0	9
at Southern Illinois [*]	34	4-13	2-6	0-1	0-2	3	0	2	0	2	10
SMS [*]	25	5-10	2-5	3-4	0-0	4	1	2	0	2	15
at Northern Iowa [*]	33	7-11	3-6	3-4	0-3	1	1	0	0	1	20

BOLD indicates games started

[^] BCA Classic (Milwaukee, Wis.)

^{*} Missouri Valley Conference game



Micah Kirstein 12

G • 6-3 • 190 • So.-1L • Herscher, Ill. (Bishop McNamara)

CAREER BESTS:

Points – 0
Rebounds – 1 vs. Truman State, 11-22-04
Assists – 1 vs. Tennessee-Martin, 11-27-04
Blocked Shots – 0
Steals – 0
Minutes – 2 vs. Truman State, 11-22-04

SEASON BESTS:

Points – 0
Rebounds – 1 vs. Truman State, 11-22-04
Assists – 1 vs. Tennessee-Martin, 11-27-04
Blocked Shots – 0
Steals – 0
Minutes – 2 vs. Truman State, 11-22-04

Last Time Out:

Played the game's final minute.

UPDATED PLAYER NOTES:

- Played one minute at Northern Iowa, his first action in seven games.
- Tossed in a point in the exhibition game against UMSL.

2004-05 GAME-BY-GAME STATISTICS

Opponent	M	FG-A	3FG-A	FT-A	O-R	PF	A	TO	BLK	S	TP
vs. Penn State [^]	0+	0-0	0-0	0-0	0-0	0	0	0	0	0	0
at Marquette [^]											
vs. Mississippi [^]											
Truman State	2	0-0	0-0	0-0	0-1	1	0	0	0	0	0
UT-Martin	1	0-0	0-0	0-0	0-0	0	1	0	0	0	0
Illinois-Chicago											
St. John's											
Alcorn State											
Marshall											
at Loyola-Chicago											
at Southern Illinois [*]											
SMS [*]											
at Northern Iowa [*]	1	0-0	0-0	0-0	0-0	0	0	0	0	0	0

BOLD indicates games started

[^] BCA Classic (Milwaukee, Wis.)

^{*} Missouri Valley Conference game



Nedu Onyeuku 3

G • 6-3 • 185 • Jr.-TR • Omaha, Neb. (Creighton Prep/Iowa Western CC)

CAREER BESTS:

Points – 16 vs. Penn State, 11-14-04
Rebounds – 5 at Southern Illinois, 12-23-04
Assists – 4 vs. St. John's, 12-4-04
Blocked Shots – 1, three times
Steals – 2, twice
Minutes – 26 at Southern Illinois, 12-23-04

Last Time Out:

Logged nine minutes without scoring and collected two boards.

UPDATED PLAYER NOTES:

- Earned his first career start against SMS.
- Had back-to-back double digit games with 10 points at both Loyola and Southern Illinois.
- Dished out a career-high four assists against St. John's including an electrifying behind-the-back pass to Lorenzo Gordon on a fast break.
- Poured in a career-high 16 points in the season opening win over Penn State. Shot 6-for-9 from the field and 3-of-6 on treys.


2004-05 GAME-BY-GAME STATISTICS

Opponent	M	FG-A	3FG-A	FT-A	O-R	PF	A	TO	BLK	S	TP
vs. Penn State ^A	15	6-9	3-6	1-1	0-0	4	2	2	0	0	16
at Marquette ^A	19	3-13	1-5	1-1	1-4	4	0	2	0	2	8
vs. Mississippi ^A	19	1-4	0-1	0-0	0-2	3	1	3	0	2	2
Truman State	20	3-8	0-2	0-0	0-0	0	2	1	0	0	6
UT-Martin	9	0-3	0-1	0-0	0-2	0	0	0	0	1	0
Illinois-Chicago	6	1-3	0-2	0-0	0-2	2	0	1	0	0	2
St. John's	10	2-4	1-2	0-0	0-1	1	4	2	0	1	5
Alcorn State	22	1-5	0-2	4-5	2-2	1	2	4	1	1	6
Marshall											
Did not play – Coach's suspension											
at Loyola-Chicago	19	3-5	2-3	2-2	1-2	0	0	2	1	1	10
at Southern Illinois*	26	4-6	2-3	0-0	1-5	2	2	0	0	0	10
SMS*	20	1-2	0-1	0-0	0-0	0	0	4	0	0	2
at Northern Iowa*	9	0-0	0-0	0-0	0-2	2	0	1	1	1	0

BOLD indicates games started

^A BCA Classic (Milwaukee, Wis.)

* Missouri Valley Conference game



Neil Plank 25

G/F • 6-5 • 208 • Jr.-1L • Mt. Zion, Ill. (Mt. Zion/Wisconsin)

CAREER BESTS:

Points – 21, twice
Rebounds – 11 vs. Southern Illinois, 1-21-04
Assists – 6 vs. Florida A&M, 11-23-03
Blocked Shots – 1, four times
Steals – 5 vs. Florida A&M, 11-23-03
Minutes – 41 vs. Western Kentucky, 12-16-03

SEASON BESTS:

Points – 21 vs. Marshall, 12-11-04
Rebounds – 8 vs. Marshall, 12-11-04
Assists – 3, twice
Blocked Shots – 1, three times
Steals – 2 vs. Alcorn State, 12-7-04
Minutes – 28 vs. Marshall, 12-11-04

Last Time Out:

Was 1-for-5 from the floor with three points and four rebounds in 21 minutes.

UPDATED PLAYER NOTES:

- After two straight double-digit scoring games, has been held to single digits the last three games.
- Named Prairie Farms/MVC Scholar-Athlete of the Week on Dec. 13 and Dec. 20.
- Equaled his career best with 21 points on 8-for-11 shooting to pace the 'Birds over Marshall. Also added a season high eight rebounds.
- Was nearly perfect from the floor against St. John's with 14 points on 5-for-6 shooting. Also chipped in three boards, three assists and a steal.


2004-05 GAME-BY-GAME STATISTICS

Opponent	M	FG-A	3FG-A	FT-A	O-R	PF	A	TO	BLK	S	TP
vs. Penn State ^A	21	0-3	0-2	0-0	0-2	0	1	2	0	0	0
at Marquette ^A											
vs. Mississippi											
Did not play – Injured											
Did not play – Injured											
Truman State	15	2-3	1-1	0-0	1-4	0	2	0	0	1	5
UT-Martin	18	2-5	1-3	1-2	0-2	2	2	1	0	1	6
Illinois-Chicago	22	3-6	1-1	2-2	2-3	2	1	1	0	1	9
St. John's	18	5-6	2-2	2-2	1-3	0	3	2	1	1	14
Alcorn State	20	1-5	0-2	3-6	2-6	1	0	0	0	2	5
Marshall	28	8-11	3-5	2-2	2-8	4	2	0	1	0	21
at Loyola-Chicago	27	6-10	2-4	2-2	1-3	2	2	1	0	0	16
at Southern Illinois*	15	1-2	0-1	0-3	2-5	0	0	3	0	0	2
SMS*	20	3-4	1-1	0-0	2-7	0	3	2	1	1	7
at Northern Iowa*	21	1-5	1-2	0-1	0-4	1	1	0	0	1	3

BOLD indicates games started

^A BCA Classic (Milwaukee, Wis.)

* Missouri Valley Conference game



Travis Wallace 14

G • 6-0 • 175 • Jr.-TR • St. Louis, Mo. (Jennings/Meramec)

CAREER BESTS:

Points – 0

Rebounds – 2 at Marquette, 11-15-04

Assists – 1, three times

Blocked Shots – 0

Steals – 3 at Marquette, 11-15-04

Minutes – 11 at Marquette, 11-15-04

Last Time Out:

Saw a minutes of action.

UPDATED PLAYER NOTES:

- Saw a minute of action for the first time in seven games at Northern Iowa.
- Saw 11 minutes of action against Marquette spotting point guard Vince Greene.
- Played two minutes in the exhibition game against UMSL and finished with two points.

2004-05 GAME-BY-GAME STATISTICS

Opponent	M	FG-A	3FG-A	FT-A	O-R	PF	A	TO	BLK	S	TP
vs. Penn State [^]	0+	0-0	0-0	0-0	0-0	0	0	0	0	0	0
at Marquette [^]	11	0-0	0-0	0-2	1-2	0	1	0	0	3	0
vs. Mississippi [^]	3	0-0	0-0	0-0	0-1	0	1	0	0	0	0
Truman State	6	0-0	0-0	0-2	0-1	0	1	0	0	1	0
UT-Martin	1	0-0	0-0	0-0	0-0	0	0	0	0	0	0
Illinois-Chicago											
St. John's											
Alcorn State											
Marshall											
at Loyola-Chicago											
at Southern Illinois*											
SMS*											
at Northern Iowa*	1	0-0	0-0	0-0	0-0	0	0	0	0	0	0

BOLD indicates games started

[^] BCA Classic (Milwaukee, Wis.)

* Missouri Valley Conference game



EXHIBITION 1

Guidry, 'Birds Down UMSL 84-55

NORMAL, Ill. – Senior guard Trey Guidry scored 15 of his game high 19 points in the first half to lead the Illinois State men's basketball team to an 84-55 exhibition victory over Missouri-St. Louis Wednesday night at Redbird Arena.

The Redbirds used a 19-4 first half run to take control of the game early. Guidry scored 10 of his 15 first half points during the run, while the Rivermen missed 13 straight field goals and coughed up eight turnovers. Guidry opened the game by hitting his first six shots and he finished 6-for-7 in the first frame.

In the second half, the Redbirds led by as many as 31 points thanks to a 9-1 run in which Ronnie Carlwell tossed in four points, including a fast break dunk. Junior college transfer Lorenzo Gordon finished with 17 points, while Greg Dilligard tossed in 16 to round out the Redbirds' leading scorers.

The Rivermen had three players in double figures led by Joey Paul with 19 points and Jonathan Griffin and Aaron Green each tossed in 15 and 14 points, respectively.

ILLINOIS STATE 84, Missouri-St. Louis 55
November 3, 2004 • Redbird Arena

UMSL	Min.	FG-A	FT-A	O-REB	A	PF	TP
Paul, f	29	4-8	10-10	5-8	3	2	19
Green, f	26	5-15	1-2	0-2	1	0	14
Minner, c	17	1-4	0-0	1-6	0	2	2
Cole, g	15	0-4	0-0	0-2	0	0	0
Griffin, g	30	6-14	1-4	2-2	1	3	15
Guerin	8	0-2	0-0	0-0	1	1	0
Mroz	18	0-1	0-0	0-0	0	0	0
Hamilton	3	0-0	0-0	0-0	0	0	0
Attah	15	0-2	4-4	4-6	0	1	4
Blakeney	5	0-1	0-0	0-0	0	2	0
Ward	16	0-3	1-2	0-3	0	1	1
Slaten	18	0-4	0-0	1-5	0	3	0
Totals	200	16-58	17-22	15-37	6	15	55

Team Pct.: FG – .276; FT – .773

3-Pt.: 6-24, .250 (Paul 1-2, Green 3-6, Cole 0-3, Griffin 2-5, Guerin 0-2, Attah 0-2, Blakeney 0-1, Slaten 0-3)

Blocks: 1 (Paul 1)

Turnovers: 24 (Paul 3, Green 1, Minner 2, Cole 2, Griffin 7, Guerin 1, Attah 1, Ward 4, Slaten 3)

Steals: 10 (Paul 1, Green 3, Cole 2, Mroz 1, Attah 1, Blakeney 1, Ward 1)

ILLINOIS ST.	Min.	FG-A	FT-A	O-REB	A	PF	TP
Gordon, f	28	8-10	1-2	1-8	1	1	17
Dilligard, f	29	7-9	2-4	1-6	5	1	16
Alexander, g	20	1-3	0-0	0-3	2	4	2
Greene, g	27	2-6	0-0	0-1	4	2	5
Guidry, g	23	8-13	0-0	0-3	3	2	19
Onyeuku	22	3-9	0-0	0-2	0	1	7
Kirstein	2	0-0	1-2	0-0	0	0	1
Wallace	2	1-1	0-0	0-0	0	0	2
Plank	19	4-6	0-0	0-1	4	2	9
D. Ford	10	0-0	0-0	0-2	0	2	0
Dyer	3	1-1	0-0	1-1	0	0	2
Carlwell	15	1-1	2-4	1-5	2	4	4
Totals	200	36-59	6-12	5-36	21	19	84

Team Pct.: FG – .610; FT – .500

3-Pt.: 6-15, .400 (Alexander 0-2, Greene 1-3, Guidry 3-5, Onyeuku 1-4, Plank 1-1)

Blocks: 5 (Gordon 1, Dilligard 2, Onyeuku 1, Carlwell 1)

Turnovers: 18 (Gordon 3, Dilligard 2, Greene 1, Guidry 1, Onyeuku 2, Plank 2, D. Ford 1, Carlwell 6)

Steals: 14 (Dilligard 2, Greene 1, Guidry 4, Onyeuku 1, Wallace 1, Plank 4, Carlwell 1)

Officials: Gerry Pollard, Brian Nottrott, Gene Grimshaw

Attendance: 4,423

Halftime Score: ILLINOIS STATE 37, UMSL 23

GAME 1

Newcomers Key ISU Victory Over Penn State

MILWAUKEE, Wis. – Junior college transfers Lorenzo Gordon and Nedu Onyeuku combined for 30 second half points and spurred Illinois State to a 82-73 victory over Penn State in the first round of the 2004 Black Coaches Association Classic at the Bradley Center Sunday night.

The win marked the first for the Redbirds over a Big Ten Conference foe since a 67-47 win at Northwestern on Dec. 18, 1996, giving the ISU program five victories over the Big Ten.

At one stretch, Gordon scored 18 straight points for ISU, including the first 14 of the second half that erased a 37-32 halftime deficit and forced a 46-46 tie with 13:48 left in the game. The hot hand transferred to Onyeuku, as he scored all 16 of his points in the next six minutes on a 20-12 ISU run which paved the way for a 66-58 Redbird lead with 7:03 remaining.

Senior sharpshooter Trey Guidry followed Onyeuku's scoring wave with 10 straight tallies of his own and pushed the ISU lead to 11 points, at 74-63, its largest of the game. Vince Greene capped off the night with four straight free throws pushing his school record to 48 straight makes from the line.

Gordon finished with a game-high 26 points on 10-for-15 shooting. He also added six rebounds in 33 minutes of action. Onyeuku's 16 points off the bench equaled Guidry's 16 point effort, while Greene collected a career-high eight rebounds to go along with his six assists.

ILLINOIS STATE 82, Penn State 73
November 14, 2004 • Bradley Center

ILLINOIS STATE	Min.	FG-A	FT-A	O-REB	A	PF	TP
Gordon, f	33	10-15	6-10	1-6	1	1	26
Dilligard, f	29	3-7	0-0	2-4	3	3	6
Alexander, g	21	2-4	0-0	0-1	2	3	6
Greene, g	30	1-4	4-4	0-8	6	2	7
Guidry, g	33	6-12	2-2	0-2	4	2	16
Onyeuku	15	6-9	1-1	0-0	2	4	16
Kirstein	0+	0-0	0-0	0-0	0	0	0
Wallace	0+	0-0	0-0	0-0	0	0	0
Plank	21	0-3	0-0	0-2	1	0	0
D. Ford	10	1-2	0-0	1-2	0	0	2
Dyer	0+	0-0	0-0	0-0	0	0	0
Carlwell	8	1-1	1-2	2-2	0	3	3
Totals	200	30-57	14-19	6-29	19	18	82

Team Pct.: FG – .526; FT – .737

3-Pt.: 8-20, .400 (Alexander 2-4, Onyeuku 3-6, Greene 1-4, Guidry 2-3, Plank 0-2, D. Ford 0-1)

Blocks: 2 (Dilligard 2)

Turnovers: 10 (Gordon 1, Alexander 1, Onyeuku 2, Greene 3, Guidry 1, Plank 2)

Steals: 6 (Gordon 1, Alexander 2, Greene 1, Guidry 1, Dilligard 1)

Penn State	Min.	FG-A	FT-A	O-REB	A	PF	TP
Johnson, f	40	5-13	2-7	3-10	2	0	12
Claxton, f	29	5-9	6-8	7-9	1	3	16
Luber, g	33	3-7	0-0	1-1	5	1	6
Parker, g	24	4-6	4-4	1-4	1	4	14
Smith, g	35	5-13	4-4	0-4	4	2	14
Tate	9	3-3	0-0	0-1	0	4	6
Walker	10	0-1	0-0	0-1	1	0	0
Fellows	9	0-0	0-0	0-0	0	1	0
Morrissey	11	2-4	0-0	0-1	0	2	5
Totals	200	27-56	16-23	12-33	14	17	73

Team Pct.: FG – .482; FT – .696

3-Pt.: 3-9, .333 (Walker 0-1, Parker 2-3, Smith 0-4, Morrissey 1-1)

Blocks: 0

Turnovers: 13 (Tate 1, Luber 3, Walker 1, Claxton 4, Parker 4)

Steals: 2 (Parker 1, Smith 1)

Officials: Mike Eads, Roger Ayers, Jerry Heater

Attendance: 7,919

Halftime Score: Penn State 37, ILLINOIS STATE 32

GAME 2

Marquette Shuts Down Redbirds

MILWAUKEE, Wis. – Marquette held Illinois State to 20 percent shooting from the field, including 1-for-16 on threes, as the Golden Eagles handed the Redbirds a 60-32 non-conference loss in the semifinals of the 2004 Black Coaches Association Classic at the Bradley Center Monday night.

The Redbirds (1-1) fell behind early as Marquette opened with a 15-2 run to start the game and ISU never recovered. The 'Birds closed the gap to nine, but the lead ballooned to a 38-15 Golden Eagle advantage at the half.

The 32 points marked the second lowest game total for the Redbirds in the Division I era, topping only a 51-31 loss at Tulsa on Jan. 28, 1988. It was also the fewest points Marquette (2-0) had allowed since 1951.

Nedu Onyeuku led the Redbird scorers with eight points off the bench, but was 3-for-13 from the field. Lorenzo Gordon tossed in seven, while Greg Dilligard and Trey Guidry each scored six.

All-America point guard Travis Diener paved the way for the Golden Eagles with 16 points and five assists. Steve Novak was the only other player from Marquette in double figures. He scored 13.

Marquette 60, ILLINOIS STATE 32
November 15, 2004 • Bradley Center

ILLINOIS STATE	Min.	FG-A	FT-A	O-REB	A	PF	TP
Gordon, f	21	2-9	3-7	4-5	0	3	7
Dilligard, f	30	2-4	2-4	3-3	0	1	6
Alexander, g	23	0-3	0-0	0-1	0	1	0
Greene, g	29	0-2	0-0	0-1	0	0	0
Guidry, g	24	1-11	4-4	0-2	2	3	6
Onyeuku	19	3-13	1-1	1-4	0	4	8
Wallace	11	0-0	0-2	1-2	1	0	0
D. Ford	13	0-3	0-0	0-2	0	2	0
Dyer	6	1-3	0-0	0-0	0	0	2
Carlwell	24	1-2	1-3	2-6	1	3	3
Totals	200	10-50	11-21	11-28	4	17	32

Team Pct.: FG – .200; FT – .524

3-Pt.: 1-16, .063 (Alexander 0-2, Guidry 0-5, Onyeuku 1-5, D. Ford 0-2, Dyer 0-2)

Blocks: 2 (Carlwell 2)

Turnovers: 13 (Gordon 1, Dilligard 1, Alexander 1, Greene 1, Guidry 1, Onyeuku 2, D. Ford 1, Carlwell 3, Team 2)

Steals: 5 (Onyeuku 2, Wallace 3)

Marquette	Min.	FG-A	FT-A	O-REB	A	PF	TP
Novak, f	26	4-8	2-2	1-4	0	2	13
Mason, f	29	2-6	2-3	0-5	3	2	6
Jackson, c	25	1-2	0-2	3-10	1	1	2
Chapman, g	25	3-9	2-2	1-3	2	1	8
Diener, g	27	6-10	2-2	0-4	5	1	16
Townsend	15	1-4	0-0	1-1	1	1	3
Hanley	5	0-1	0-0	0-1	1	0	0
Grimm	9	1-2	1-2	2-4	0	4	3
Kinsella	11	3-3	0-0	1-3	0	4	6
Barro	11	0-0	0-0	0-2	1	2	0
Amoroso	17	1-3	1-2	1-5	0	3	3
Totals	200	22-48	10-15	11-45	14	21	60

Team Pct.: FG – .458; FT – .667

3-Pt.: 6-16, .375 (Novak 3-5, Mason 0-1, Chapman 0-4, Diener 2-4, Townsend 1-2)

Blocks: 6 (Jackson 2, Townsend 2, Grimm 2)

Turnovers: 18 (Mason 1, Jackson 2, Diener 1, Townsend 1, Hanley 1, Grimm 2, Kinsella 1, Barro 2, Amoroso 4, Team 3)

Steals: 2 (Jackson 1, Townsend 1)

Officials: Sean Hull, Dwayne Gladden, Mark Schnur

Attendance: 8,203

Halftime Score: Marquette 38, ILLINOIS STATE 15



GAME 3

Redbirds Roll Over the Rebels

MILWAUKEE, Wis. – What a difference a day makes – especially when it comes to field goal shooting for the Illinois State basketball team. The Redbirds countered one of their worst shooting performances to shoot 59.5 percent from the field en route to a 70-52 victory over Mississippi in the third-place game of the 2004 Black Coaches Association Classic Tuesday night at the Bradley Center.

It looked like ISU's shooting woes were going to continue after missing its first two shots of the game, but then the Redbirds (2-1) hit five straight field goals that initiated a 25-10 run to open the game. Senior Trey Guidry poured in 13 first half points, including nine of three-pointers, while Lorenzo Gordon tacked on 10 first half tallies.

Ole Miss (1-2) closed the gap to 29-21, but the Redbirds rallied with a 9-2 run and finished the half with a 38-23 lead. The hot shooting continued in the second half as the 'Birds pushed the lead to 24 points and was never threatened.

Guidry finished with a game-high 24 points on 9-for-12 shooting, including 4-of-5 on treys. Gordon tossed in his first career double-double with 22 points and 10 rebounds, while Greg Dilligard chipped in 11 boards and seven points.

Ole Miss was led by Bam Doynne's 11 points and he was the only Rebel in double figures. Illinois State finished the BCA Classic with a third-place title and wins over both the Big Ten and South-eastern Conference.

ILLINOIS STATE 70, Mississippi 52 November 15, 2004 • Bradley Center

ILLINOIS STATE	Min.	FG-A	FT-A	O-REB	A	PF	TP
Gordon, f	31	8-13	6-11	6-4	1	2	22
Dilligard, f	32	3-3	1-1	2-9	1	4	7
Alexander, g	26	3-5	0-0	0-0	2	3	8
Greene, g	25	1-3	4-4	0-0	2	0	7
Guidry, g	28	9-12	2-2	1-1	2	1	24
Onyeuku	19	1-4	0-0	0-2	1	3	2
K. Ford	11	0-0	0-0	0-2	3	1	0
Wallace	3	0-0	0-0	0-1	1	0	0
D. Ford	8	0-0	0-0	0-1	0	0	0
Dyer	1	0-1	0-0	0-0	0	0	0
Carlwell	16	0-1	0-0	0-1	1	2	0
Totals	200	25-42	13-18	9-23	14	16	70

Team Pct.: FG – .595; FT – .722

3-Pt.: 6-13, .538 (Alexander 2-4, Greene 1-3, Guidry 4-5, Onyeuku 0-1)

Blocks: 5 (Dilligard 3, Carlwell 2)

Turnovers: 18 (Gordon 1, Dilligard 3, Greene 6, Guidry 2, Onyeuku 3, K. Ford 1, Carlwell 1)

Steals: 7 (Gordon 1, Greene 2, Guidry 1, Onyeuku 2, K. Ford 1)

Mississippi	Min.	FG-A	FT-A	O-REB	A	PF	TP
Moore, f	7	0-1	0-0	0-1	0	1	0
Rhodes, f	15	1-1	0-0	1-1	0	3	2
Abernathy, g	27	2-7	1-2	0-3	2	1	5
Nolen, g	30	4-7	0-0	2-4	1	1	9
Glass, g	18	0-3	0-0	0-1	0	1	0
Smith	10	1-3	0-0	0-0	3	1	2
Fox	17	3-7	0-0	0-0	0	1	8
Johnson	18	1-5	2-2	0-0	0	0	5
Patterson	10	0-3	0-0	1-2	0	1	0
Doynne	12	3-3	3-4	0-0	3	1	11
Parnell	26	1-3	1-4	1-2	0	2	3
Eddie	4	1-2	2-4	2-2	1	1	4
Jackson	6	1-3	1-2	1-1	0	1	3
Totals	200	18-48	10-18	10-20	10	15	52

Team Pct.: FG – .375; FT – .556

3-Pt.: 6-14, .429 (Abernathy 0-1, Nolen 1-2, Smith 0-1, Fox 2-5, Johnson 1-2, Patterson 0-1, Doynne 2-2)

Blocks: 2 (Fox 1, Jackson 1)

Turnovers: 14 (Rhodes 2, Abernathy 4, Glass 1, Fox 1, Johnson 1, Doynne 1, Eddie 2, Jackson 2)

Steals: 6 (Rhodes 2, Abernathy 1, Nolen 2, Parnell 1)

Officials: Zeldon Steed, William Humes, David Guthrie
Attendance: 8744

Halftime Score: Mississippi 52, ILLINOIS STATE 70

GAME 4

Second Half Run Gives 'Birds 82-47 Win

NORMAL, Ill. – A Gregg Alexander three-pointer ignited a 14-0 second half run that helped lead the Illinois State basketball team to an 82-47 victory over Truman State in the team's home opener Monday night.

The Redbirds (3-1) were led again by the stellar play of Lorenzo Gordon, who had 16 points and 5 rebounds, while Vince Greene chipped in 14 points and 5 assists.

The Redbirds jumped out to an early 8-0 lead thanks to a lay-up by Gordon and three-pointers from Trey Guidry (10 points) and Alexander (8 points).

Illinois State extended its lead to 14 at halftime, 33-19, with Gordon and Greene each chipping in 10 points apiece.

The Redbird lead extended even further in the second half. Neil Plank's three-pointer and Greg Dilligard's lay-up made the score 44-23, but Truman State answered with a 10-0 run of their own with Matt Brock and Austin Kirby each hitting a three during that stretch. The lead was cut to 44-33, until Alexander ended the run with his trey.

Alexander's basket started the 14-0 run for the 'Birds and they never looked back. Dilligard's dunk off his own steal ignited the Redbird Arena crowd and gave the home team a 58-33 advantage.

Mike Oppland's 12 points led Truman State.

ILLINOIS STATE 82, Truman State 47 November 22, 2004 • Redbird Arena

Truman State	Min.	FG-A	FT-A	O-REB	A	PF	TP
Oppland, f	22	6-10	0-0	2-4	0	3	12
Agbo, f	18	2-4	0-0	1-3	0	2	4
Sodemann, g	32	3-8	0-0	0-3	1	3	7
Kirby, g	26	1-6	0-0	2-4	0	0	3
Lindsey, g	22	1-6	0-0	1-3	2	0	2
G. Welker	4	0-1	0-0	0-1	0	0	0
Hatcher	4	0-2	0-0	0-0	1	0	0
Certa	12	0-2	0-0	0-0	1	0	0
Brock	11	2-5	0-0	1-1	0	2	6
Calmes	19	4-11	2-6	2-5	2	1	10
Hardy	8	0-1	0-0	0-2	0	0	0
Ogle	9	1-1	0-0	0-1	1	2	2
R. Welker	13	0-1	0-0	0-1	0	0	0
Totals	200	20-58	3-8	11-32	8	15	47

Team Pct.: FG – .345; FT – .375

3-Pt.: 4-14, .286 (Sodemann 1-2, Kirby 1-4, Lindsey 0-1, G. Welker 0-1, Certa 0-1, Brock 2-5)

Blocks: 1 (Lindsey 1)

Turnovers: 16 (Oppland 4, Agbo 3, Sodemann 1, Lindsey 2, Hatcher 1, Calmes 1, Hardy 3, Ogle 1)

Steals: 4 (Agbo 1, Lindsey 1, Calmes 1, Hardy 1)

ILLINOIS STATE	Min.	FG-A	FT-A	O-REB	A	PF	TP
Gordon, f	27	5-8	6-8	1-5	0	0	16
Dilligard, f	24	3-7	0-1	2-6	1	2	6
Alexander, g	18	3-6	0-0	0-3	5	2	8
Greene, g	30	5-8	2-2	0-2	5	1	14
Guidry, g	27	4-9	0-0	1-8	4	1	10
Onyeuku	20	3-8	0-0	0-0	2	0	6
Kirstein	2	0-0	0-0	0-1	0	1	0
Wallace	6	0-0	0-2	0-1	1	0	0
Plank	15	2-3	0-0	1-4	2	0	5
D. Ford	13	3-3	0-0	0-2	1	0	8
Dyer	4	1-1	0-0	0-0	0	0	2
Carlwell	14	2-2	3-4	0-2	1	1	7
Totals	200	31-55	11-17	7-36	22	8	82

Team Pct.: FG – .564; FT – .647

3-Pt.: 9-19, .474 (Alexander 2-4, Greene 2-4, Guidry 2-6, Onyeuku 0-2, Plank 1-1, D. Ford 2-2)

Blocks: 3 (Dilligard 3)

Turnovers: 12 (Gordon 2, Dilligard 1, Alexander 1, Greene 2, Guidry 1, Onyeuku 1, D. Ford 1, Carlwell 2, Team 1)

Steals: 12 (Dilligard 3, Alexander 1, Greene 2, Guidry 2, Wallace 1, Plank 1, Dyer 2)

Officials: Eddie Jackson, Tim Hutchinson, Mark Mayhood
Attendance: 4127

Halftime Score: ILLINOIS STATE 33, Truman State 19

GAME 5

'Birds Ground Skyhawks

NORMAL, Ill. – Trey Guidry matched a career high with 27 points and Lorenzo Gordon chipped in 23 as Illinois State pounded Tennessee-Martin 80-51 Saturday afternoon at Redbird Arena. Illinois State has now won three consecutive games for the first time since 2002 and is off to its first 4-1 start since 2000-01.

ISU enjoyed the friendly rims of Redbird Arena, as they shot 32-67 (.478) from the field, including a 12-24 showing from beyond the arc. The Redbirds also dished out over 20 assists for the second consecutive game.

Illinois State (4-1) came out strong as they rode the hot hands of Guidry and Gordon to a 17-4 lead to open the game. The duo each had seven of the Redbirds' first 17 points as they combined for 17 first half points.

The Skyhawks (1-2) would cut the deficit to five, 23-18, with just over eight minutes to go, however the 'Birds finished the first frame the way they started, closing out the half on a 9-0 run to take a 38-23 lead into the locker room.

Tenn.-Martin would get the lead down to 13 early in the second half, but a 13-3 Illinois State run capped by a Guidry three gave the 'Birds a 23-point advantage and closed the door on any thoughts of a Skyhawk comeback. The Redbirds would stretch their lead up to as many as 29 during the second half.

ILLINOIS STATE 80, Tennessee-Martin 51 November 27, 2004 • Redbird Arena

UT-Martin	Min.	FG-A	FT-A	O-REB	A	PF	TP
Newson, f	37	5-12	5-6	4-10	1	3	16
Thompson, f	26	4-12	0-1	2-8	0	1	8
Woodfork, c	18	2-4	1-2	2-3	0	3	5
Bullock, g	25	2-10	2-2	0-0	0	2	8
Ford, g	23	0-4	1-2	1-4	3	1	1
George	17	2-3	0-0	3-4	1	3	5
Lewis	17	0-2	4-4	1-4	0	2	4
Ferrell	16	1-6	0-0	2-5	2	1	2
Flatt	10	0-3	0-0	0-0	1	0	0
Smith	1	0-0	0-0	0-0	0	0	0
Carter	10	1-3	0-0	0-0	0	0	2
Totals	200	17-59	13-17	15-41	8	16	51

Team Pct.: FG – .288; FT – .765

3-Pt.: 4-13, .308 (Newson 1-1, Bullock 2-7, George 1-2, Ferrell 0-1, Flatt 0-2)

Blocks: 4 (Thompson 2, Lewis 2)

Turnovers: 21 (Newson 2, Thompson 3, Woodfork 1, Bullock 1, Ford 5, George 2, Lewis 2, Ferrell 1, Flatt 2, Carter 2)

Steals: 4 (Bullock 2, Lewis 2)

ILLINOIS STATE	Min.	FG-A	FT-A	O-REB	A	PF	TP
Gordon, f	24	11-20	1-2	4-4	1	2	23
Dilligard, f	25	1-4	1-4	3-6	2	3	3
Alexander, g	29	3-4	0-0	0-7	2	1	9
Greene, g	26	2-5	0-0	0-4	7	0	5
Guidry, g	30	10-19	1-2	0-3	2	1	27
Onyeuku	9	0-3	0-0	0-2	0	0	0
K. Ford	13	0-1	0-0	0-1	1	3	0
Kirstein	1	0-0	0-0	0-0	1	0	0
Wallace	1	0-0	0-0	0-0	0	0	0
Plank	18	2-5	1-2	0-2	2	2	6
D. Ford	8	2-3	0-0	1-5	0	2	5
Dyer	2	1-1	0-0	0-0	0	0	2
Carlwell	14	0-2	0-0	3-5	2	1	0
Totals	200	31-55	11-17	7-36	22	8	82

Team Pct.: FG – .478; FT – .400

3-Pt.: 12-24, .500 (Alexander 3-4, Greene 1-2, Guidry 6-12, Onyeuku 0-1, Plank 1-3, D. Ford 1-2)

Blocks: 3 (Dilligard 1, Carlwell 2)

Turnovers: 12 (Alexander 2, Greene 2, Guidry 2, K. Ford 1, Plank, D. Ford 2, Dyer 1, Carlwell 1)

Steals: 12 (Gordon 2, Alexander 1, Greene 1, Guidry 2, Onyeuku 1, Plank 1, D. Ford 2, Dyer 2)

Officials: Jerry Seibert, Scott Fruehling, Kerry Campbell
Attendance: 4051

Halftime Score: ILLINOIS STATE 38, Tennessee-Martin 23



GAME 6

Redbirds Fight Flames to Finish, Falling 60-56

NORMAL, Ill. – Lorenzo Gordon scored in double figures for the fourth consecutive game, but Illinois State could not contain a hot shooting Illinois-Chicago squad, as the Redbirds dropped a heartbreaker, 60-56 Tuesday night at Redbird Arena.

The Redbirds held all-everything Flame Cedric Banks to only two points on 1-for-8 shooting, but UIC shot a blistering 51 percent from the field. Illinois State did not get the friendly rolls from the rim that they have grown accustomed to this season, as they only shot 39 percent from the field, marking only the second time this season Illinois State has shot under 45 percent.

In the first half, Illinois State (4-2) jumped out to a brief 4-2 lead following a Vince Greene three, but UIC (2-2) would counter with a 9-0 run to take a 11-4 lead, a lead which they would not give up during the first half. Seven was the biggest advantage of the half for the Flames, as they answered every time the 'Birds made a run.

Despite only playing 11 minutes, Gordon led the Redbirds with seven points in the first frame. Justin Bowen paced UIC with 10 in the first half and led three Flames in double figures for the game with 14 points.

After tying the game 56-56 on his first charity shot, Greene missed the second free throw, leaving the game tied at 56 and ending his school record streak of consecutive free throws made at 57, just three shy of the Missouri Valley record.

With :19 left in the game, Jovan Stefanov scored on a driving lay-up to give UIC a 58-56 advantage. Illinois State would turn the ball over on their next possession, and after adding two free throws from Elliott Poole, the Flames wrapped up the 60-56 victory.

Illinois-Chicago 60, ILLINOIS STATE 56
November 30, 2004 • Redbird Arena

Illinois-Chicago	Min.	FG-A	FT-A	O-REB	A	PF	TP
Stefanov, f	32	3-6	1-2	1-5	3	2	7
Bowen, f	33	6-9	2-3	1-3	0	0	14
Poole, f	24	4-7	4-4	2-5	1	3	12
McGee, g	27	3-6	2-2	0-5	6	1	8
Banks, g	40	1-8	0-0	1-6	3	1	2
White	21	3-5	4-5	0-0	1	2	11
Bush	4	1-2	0-0	0-2	0	1	2
Bond	7	1-1	0-0	0-1	0	0	2
Boyd	12	1-1	0-0	0-1	0	3	2
Totals	200	23-45	13-16	5-28	14	13	60

Team Pct.: FG – .511; FT – .813

3-Pt.: 1-8, .125 (Stefanov 0-1, McGee 0-1, Banks 0-3, White 1-2, Bush 0-1)

Blocks: 3 (Bowen 1, Banks 1, Boyd 1)

Turnovers: 16 (Stefanov 6, Bowen 1, McGee 2, Banks 2, White 3, Boyd 1, Team 1)

Steals: 7 (Stefanov 2, Bowen 2, Poole 1, McGee 1, Banks 1)

ILLINOIS STATE	Min.	FG-A	FT-A	O-REB	A	PF	TP
Gordon, f	27	5-8	3-4	3-6	0	4	13
Dilligard, f	25	3-5	0-2	2-4	0	2	6
Alexander, g	17	1-3	0-0	0-1	3	2	3
Greene, g	35	2-4	3-4	0-2	7	1	8
Guidry, g	38	3-13	0-0	0-2	1	2	9
Onyeuku	6	1-3	0-0	0-2	0	2	2
K. Ford	5	0-1	0-0	0-1	1	1	0
Plank	22	3-6	2-2	2-3	1	2	9
D. Ford	19	2-8	1-2	2-3	0	2	6
Carlwell	6	0-1	0-0	2-3	0	0	0
Totals	200	20-52	9-14	12-30	13	18	56

Team Pct.: FG – .385; FT – .643

3-Pt.: 7-23, .304 (Alexander 1-3, Greene 1-2, Guidry 3-10, Onyeuku 0-2, K. Ford 0-1, Plank 1-1, D. Ford 1-4)

Blocks: 0

Turnovers: 16 (Gordon 1, Dilligard 2, Alexander 3, Greene 4, Guidry 2, Onyeuku 1, K. Ford 2, Plank 1)

Steals: 9 (Gordon 1, Dilligard 3, Greene 1, Guidry 2, Plank 1, D. Ford 1)

Officials: Steven Skiles, Sam Banks, Dave Draucker

Attendance: 6,260

Halftime Score: Illinois-Chicago 33, ILLINOIS STATE 26

GAME 7

Redbirds Hold Off St. John's

NORMAL, Ill. – Illinois State held off a late run by St. John's and knocked down four free throws with under 15 seconds to play to give the Redbirds a 77-69 victory at Redbird Arena in front of 8,044 fans.

The Redbirds started the second half on a 16-12 run as the ISU lead ballooned to 17 points, the largest lead of the game, with 10:22 left. The Red Storm (2-3) countered that and was the closest they would get as Gregg Alexander and Lorenzo Gordon (22 points, six rebounds) stepped up and hit four straight free throws to seal the win.

After St. John's scored to open the game, the Redbirds never trailed in the first half. Neil Plank (14 points, three rebounds) came off the bench and sparked a 20-8 run starting at the 10:58 mark. Gordon tossed in 12 points during the run, swelling the Illinois State lead to 35-19 with 4:27 left in the half. The 'Birds led 44-31 at intermission.

ISU started the game 3-for-12 from the field, but finished the opening stanza 12 of 15. The Redbirds also didn't allow the Red Storm any second chance points in the first.

Despite tying his season low with just six points, Trey Guidry tied his career high with eight rebounds and dished out four assists. Vince Greene chipped in 13 points and handed out six assists. St. John's Darryll Hill led the Red Storm with 22 points and seven assists.

The win gives ISU three wins this season over teams from the "power" conferences (Big East, Big Ten and Southeastern). It marks the first time since the 1996-97 season that the 'Birds have accomplished that feat.

ILLINOIS STATE 77, St. John's 69
December 4, 2004 • Redbird Arena

St. John's	Min.	FG-A	FT-A	O-REB	A	PF	TP
Williams, f	36	5-9	1-1	4-9	2	2	11
Gray, f	19	3-6	0-0	0-4	0	3	6
Hamilton, c	34	6-12	0-0	1-8	1	3	13
Hill, g	40	10-19	1-2	0-0	7	0	22
Lawrence, g	31	5-8	0-0	1-3	3	5	14
Jones	5	0-1	0-0	0-1	0	0	0
Mayo	0+	0-0	0-0	0-0	0	0	0
Jackson	17	1-3	1-2	1-1	2	3	3
Misere	16	0-1	0-0	0-5	1	4	0
Diakite	2	0-0	0-0	0-0	0	1	0
Totals	200	30-59	3-5	7-31	16	21	69

Team Pct.: FG – .508; FT – .600

3-Pt.: 6-14, .429 (Williams 0-1, Hamilton 1-2, Hill 1-4, Lawrence 4-6, Jackson 0-1)

Blocks: 5 (Williams 1, Hamilton 3, Hill 1)

Turnovers: 16 (Williams 1, Hamilton 2, Hill 7, Lawrence 4, Jackson 1, Misere 1)

Steals: 5 (Williams 2, Hamilton 1, Hill 1, Lawrence 1)

ILLINOIS STATE	Min.	FG-A	FT-A	O-REB	A	PF	TP
Gordon, f	28	6-12	10-14	3-6	2	2	22
Dilligard, f	27	4-7	0-6	2-4	0	0	8
Alexander, g	30	2-2	3-4	0-2	0	2	9
Greene, g	37	4-9	2-2	0-3	6	0	13
Guidry, g	34	3-13	0-0	1-8	4	3	6
Onyeuku	10	2-4	0-0	0-1	4	1	5
K. Ford	3	0-0	0-0	0-1	0	1	0
Plank	18	5-6	2-2	1-3	3	0	14
D. Ford	6	0-0	0-0	0-1	0	1	0
Carlwell	7	0-0	0-0	1-1	0	0	0
Totals	200	26-53	17-28	10-33	19	10	77

Team Pct.: FG – .491; FT – .607

3-Pt.: 8-19, .421 (Alexander 2-2, Greene 3-7, Guidry 0-6, Onyeuku 1-2, Plank 2-2)

Blocks: 4 (Dilligard 2, Guidry 1, Plank 1)

Turnovers: 13 (Gordon 4, Greene 1, Guidry 3, Onyeuku 2, Plank 2, Carlwell 1)

Steals: 12 (Gordon 2, Dilligard 1, Alexander 3, Greene 1, Guidry 1, Onyeuku 1, Plank 1, D. Ford 1, Carlwell 1)

Officials: Buddy Mayborg, Earl Walton, Mike Roberts

Attendance: 8,044

Halftime Score: ILLINOIS STATE 44, St. John's 31

GAME 8

Gordon Leads Balanced ISU Scoring Attack

NORMAL, Ill. – Powered by four players in double digits, led by junior Lorenzo Gordon's game-high 19 points, and eight players with five or more points, Illinois State claimed a 75-62 non-conference victory Tuesday night over Alcorn State in front of 5,943 fans at Redbird Arena.

With the score knotted at 4-4, Illinois State (6-2) used a 14-2 run to take control in the first half. The Redbirds' three-and-a-half minute spurt pushed the ISU lead to 18-4 with 13:49 left in the half. A 12-point lead held throughout the remainder of the half, and got as high as 15 as the two teams traded baskets until the intermission with ISU leading 34-22.

Alcorn State (1-6) opened the second half by closing the gap to 37-28, but Illinois State responded with a 12-4 run and took its largest lead of the game at 49-32. The Redbirds withstood the Braves rally for most of the final stanza by holding at least a 12-point edge over Alcorn State. In the final two minutes of regulation, the Braves got within 10 points at 69-59, but that was as close as it would get.

Gregg Alexander tossed in a season-high 11 points, on 3-for-5 shooting on threes, to go along with his three rebounds, Vince Greene dropped in 11, with eight coming from the stripe, and Trey Guidry tossed in 10 tallies. Freshman Khalif Ford also added a career-best six points off the bench, while Greg Dilligard collected seven points and a team-high tying seven rebounds.

DeAndre Jones led the Braves with 11 points, while Delvin Thompson, Patrick Horton and Fred Cole each had nine points.

ILLINOIS STATE 75, Alcorn State 62
December 7, 2004 • Redbird Arena

Alcorn State	Min.	FG-A	FT-A	O-REB	A	PF	TP
Cole, f	16	4-5	0-1	0-0	0	1	9
Kendrick, f	4	0-0	0-0	0-0	0	1	0
Wyatt, c	19	3-6	0-1	0-5	0	3	6
Thompson, g	28	3-12	2-4	3-6	3	2	9
Jones, g	28	5-18	1-2	2-4	3	4	11
Fraizer	21	2-5	0-0	0-1	4	3	6
Roberts	6	1-2	0-0	0-0	0	4	2
C. Jackson	5	0-0	0-0	0-1	0	0	0
A. Jackson	26	2-5	0-0	5-11	3	3	4
Chandler	11	0-4	0-0	0-1	1	3	0
Horton	20	3-9	0-0	1-2	1	3	9
Landfair	10	2-3	2-3	2-6	1	1	6
Dotson	6	0-0	0-0	0-0	0	1	0
Totals	200	25-69	5-11	15-40	16	29	62

Team Pct.: FG – .362; FT – .455

3-Pt.: 7-24, .292 (Cole 1-2, Thompson 1-7, Jones 0-1, Fraizer 2-4, Chandler 0-3, Horton 3-7)

Blocks: 3 (Jones 1, Landfair 1, Dotson 1)

Turnovers: 15 (Cole 3, Jones 4, Fraizer 1, A. Jackson 4, Horton 1, Dotson 1, Team 1)

Steals: 6 (Kendrick 1, Jones 1, Fraizer 1, Roberts 1, Landfair 1)

ILLINOIS STATE	Min.	FG-A	FT-A	O-REB	A	PF	TP
Gordon, f	29	8-14	3-7	0-7	0	3	19
Dilligard, f	25	3-5	1-2	3-7	1	1	7
Alexander, g	31	3-5	2-2	0-3	5	2	11
Greene, g	30	1-4	8-10	1-5	6	0	11
Guidry, g	19	4-8	1-3	0-3	1	4	10
Onyeuku	22	1-5	4-5	2-2	2	1	6
K. Ford	10	1-1	3-4	0-1	0	2	6
Plank	20	1-5	3-6	2-6	0	1	5
D. Ford	8	0-1	0-1	0-2	1	1	0
Carlwell	6	0-0	0-0	0-0	0	0	0
Totals	200	22-48	25-40	9-41	16	15	75

Team Pct.: FG – .458; FT – .625

3-Pt.: 6-18, .333 (Alexander 3-5, Greene 1-4, Guidry 1-4, Onyeuku 0-2, K. Ford 1-1, Plank 0-2)

Blocks: 7 (Gordon 1, Dilligard 2, Onyeuku 1, D. Ford 1, Carlwell 1)

Turnovers: 16 (Gordon 1, Alexander 1, Greene 3, Guidry 4, Onyeuku 4, K. Ford 1, D. Ford 2)

Steals: 10 (Dilligard 2, Alexander 1, Guidry 1, Onyeuku 1, K. Ford 2, Plank 2, Carlwell 1)

Officials: Jerry Siebert, Rob Kruger, Mike Litzfelner

Attendance: 5,943

Halftime Score: ILLINOIS STATE 75, Alcorn State 62



GAME 9

Four Double Digit Scorers Lead ISU Over Marshall

NORMAL, Ill. – Neil Plank tied a career high with 21 points, Greg Dilligard set a new career high with 14 points and Gregg Alexander had 10 points and 10 assists, as a total team effort propelled Illinois State to a 79-67 win over Marshall in front of 6,689 fans Saturday night at Redbird Arena.

With the win, Illinois State (7-2) concludes a six-game homestand, in which they won five of their six contests. The loss drops the Thundering Herd of Marshall to 1-5 on the year.

The Redbirds did not get out of the gate well, falling behind 10-0 after the first two and a half minutes of play. After Illinois State cut the deficit to eight at 16-8, Plank and Dilligard would then go on a 9-0 run, giving ISU its first lead of the game at 17-16 at the 10:39 mark. The duo continued to shine in the first half as Plank had 18 and Dilligard had 12 at the break. It only took Dilligard 11 minutes to best his previous career high of 10 points and the Redbirds led 41-36 at the break.

In the second half, Lorenzo Gordon scored eight of the first 11 ISU points after only playing four minutes in the first half. As Marshall got within seven at 59-52, the Birds went on a 10-0 run, punctuated by a thunderous Dilligard dunk at the 6:28 mark, giving ISU their biggest lead of the game at 69-52. After the scoring spurt, Illinois State never let the lead dip below 12, finishing with the 79-67 win.

The Redbirds dominated the game in the paint, as they outscored Marshall 40-20 inside. In addition, after opening the game missing its first five shots, ISU ended the game shooting 54 percent from the field.

Tre Whitted and David Anderson paced Marshall with 13 points each.

ILLINOIS STATE 79, Marshall 67

December 11, 2004 • Redbird Arena

Marshall	Min.	FG-A	FT-A	O-REB	A	PF	TP
Anderson, f	25	5-7	3-4	0-5	1	2	13
Patton, c	32	3-6	5-7	3-8	1	2	12
Hamilton, g	29	2-5	2-2	0-1	3	4	6
Miles, g	24	4-7	0-1	0-6	4	3	11
Whitted, g	31	4-9	3-3	1-2	4	4	13
Lamb	18	0-3	0-0	0-1	0	0	0
Bunch	8	0-1	0-0	0-0	1	1	0
Dawn	10	2-4	0-0	0-0	0	1	6
Wohlleb	10	1-2	0-0	1-4	0	0	3
Carter	12	1-3	1-2	0-0	1	4	3
Okafor	1	0-0	0-0	0-1	0	1	0
Totals	200	22-47	14-19	7-30	15	22	67

Team Pct.: FG – .468; FT – .737

3-Pt.: 9-23, .391 (Patton 1-1, Hamilton 1-1, Whitted 2-6, Lamb 0-2, Bunch 0-1, Dawn 2-4, Wohlleb 1-2)

Blocks: 4 (Anderson 1, Hamilton 1, Whitted 1, Carter 1)

Turnovers: 20 (Anderson 1, Patton 1, Hamilton 5, Miles 6, Whitted 3, Bunch 1, Dawn 2, Carter 1)

Steals: 3 (Anderson 1, Patton 1, Lamb 1)

ILLINOIS STATE	Min.	FG-A	FT-A	O-REB	A	PF	TP
Gordon, f	22	5-9	5-7	0-2	1	2	15
Dilligard, f	19	6-7	2-7	1-3	1	5	14
Alexander, g	37	3-6	2-2	0-2	10	0	10
Greene, g	29	2-4	4-4	0-1	4	1	9
Guidry, g	33	3-13	0-0	0-4	1	2	7
K. Ford	11	0-0	1-4	0-0	1	0	0
Plank	28	8-11	2-2	2-8	2	4	21
D. Ford	11	1-1	0-0	0-0	2	1	2
Carlwell	10	0-1	0-0	1-3	0	3	0
Totals	200	28-52	16-26	6-26	22	18	79

Team Pct.: FG – .538; FT – .615

3-Pt.: 7-18, .389 (Alexander 2-4, Greene 1-3, Guidry 1-6, Plank 3-5)

Blocks: 4 (Dilligard 1, Guidry 1, Plank 1, Carlwell 1)

Turnovers: 11 (Gordon 3, Dilligard 2, Guidry 2, K. Ford 1, D. Ford 1, Carlwell 2)

Steals: 10 (Gordon 1, Dilligard 2, Alexander 1, Guidry 5, K. Ford 1)

Officials: Sid Rodeheffer, Keith Herring, Dave Cronin

Attendance: 6,689

Halftime Score: ILLINOIS STATE 79, Marshall 67

GAME 10

Birds, Dilligard Stuffs Loyola, 73-67

CHICAGO – Sophomore Greg Dilligard posted his first career double-double and swatted a career best seven blocked shots to lead Illinois State to a 73-67 non-conference victory over Loyola at the Joseph J. Gentile Center Saturday afternoon.

With the victory the Redbirds improved to 8-2 on the season, while the Ramblers fell to 2-7 on the year.

Illinois State overcame an 11-point first half deficit, after trailing 18-7 with 14:31 left in the initial stanza. The Redbirds used a 13-4 first half run, including five points by Nedu Onyeuku, to close within two points at 22-20. ISU took its first lead of the game 29-28 at the 3:59 mark on Lorenzo Gordon's second of two free throws. A Neil Plank three-pointer pushed the Redbird lead to five as ISU took a 40-35 advantage at the break.

The Birds jumped out to a nine-point lead to open the second half on back-to-back baskets by Gordon and Dana Ford. Loyola responded with a 20-7 run and wrestled away the lead to take control 55-51 with 10:29 left in the game. After four ties in the next seven minutes, back-to-back baskets by Plank and Trey Guidry gave ISU a 67-63 lead and the Redbirds hit 6-of-8 free throws to seal the win.

Gordon led the Redbirds with 19 points, while Dilligard chipped in 12 points to go along with his 11 rebounds and seven blocked shots. Plank and Onyeuku came off the bench to score 16 and 10 respectively.

Dave Telander led Loyola with 19 points, Blake Schlib tossed in 16 and Pierre Parker finished with 12.

ILLINOIS STATE 73, Loyola-Chicago 67

December 18, 2004 • Joesph J. Gentile Center

ILLINOIS STATE	Min.	FG-A	FT-A	O-REB	A	PF	TP
Gordon, f	27	7-11	5-6	2-6	0	3	19
Dilligard, f	35	4-5	4-7	4-11	1	3	12
Greene, g	34	0-3	5-6	0-2	5	1	5
Guidry, g	27	3-11	2-2	2-2	3	3	9
D. Ford, g	17	1-5	0-0	2-3	1	1	2
Onyeuku	19	3-5	2-2	1-2	0	0	10
K. Ford	6	0-0	0-0	0-2	1	1	0
Plank	27	6-10	2-2	1-3	2	2	16
Carlwell	8	0-2	0-0	0-2	0	0	0
Totals	200	24-52	20-25	14-36	13	14	73

Team Pct.: FG – .462; FT – .800

3-Pt.: 5-19, .263 (Greene 0-3, Guidry 1-6, D. Ford 0-3, Onyeuku 2-3, Plank 2-4)

Blocks: 9 (Dilligard 7, D. Ford 1, Onyeuku 1)

Turnovers: 14 (Gordon 2, Dilligard 1, Greene 3, Guidry 1, D. Ford 3, Onyeuku 2, K. Ford 1, Plank 1)

Steals: 6 (Dilligard 3, Greene 2, Onyeuku 1)

Loyola-Chicago	Min.	FG-A	FT-A	O-REB	A	PF	TP
Schlib, f	38	6-11	3-3	5-7	4	1	16
Smith, f	29	2-5	0-0	1-5	1	5	4
Blair, c	15	1-4	0-0	2-5	0	5	2
Parker, g	32	5-11	2-2	3-6	3	1	12
Telander, g	39	7-15	1-1	0-1	1	2	19
Kou	14	3-7	0-0	3-6	0	3	7
Levin	33	3-10	0-1	1-2	2	4	7
Totals	200	27-63	6-7	15-32	11	21	67

Team Pct.: FG – .429; FT – .857

3-Pt.: 7-21, .333 (Schlib 1-3, Parker 0-4, Telander 4-8, Kou 1-4, Levin 1-2)

Blocks: 3 (Smith 1, Blair 1)

Turnovers: 11 (Schlib 1, Smith 4, Blair 2, Kou 1, Levin 2, Team 1)

Steals: 7 (Schlib 1, Blair 1, Parker 1, Telander 3, Levin 1)

Officials: Ron Berkholtz, Dave Draucker, Paul Kastor

Attendance: 3,871

Halftime Score: ILLINOIS STATE 40, Loyola-Chicago 35

GAME 11

Redbird Comeback Falls Short at SIU

CARBONDALE, Ill. – Junior Lorenzo Gordon's ninth straight double-digit game wasn't enough for Illinois State as the physical guard play of Southern Illinois forced 20 Redbird turnovers en route to a 61-49 Missouri Valley Conference victory at SIU Arena Thursday night.

The Redbirds (8-3, 0-1) trailed by as much as 13 points in the second half, but closed within six points twice with less than six minutes in the game. Gordon hit a jumper at the 5:24 mark to close within 51-45, but a pair of free throws by Darren Brooks and a jumper by Jamal Tatum pushed the lead back to 10 points at 55-45. Gordon scored four straight ISU points to make the score 55-49, but SIU (9-2, 1-0) closed out the game with six straight points to close the game.

For the third time in the last three games the Redbirds fell behind by double digits in the first half. With the game knotted at 6-6, SIU went on a 11-0 run, including five points by Tony Young, to take a 17-6 lead with 12:34 left in the initial stanza. The Redbirds were able to get within five points at 27-22, but the Salukis closed out the half with a 6-1 spurt to take a 33-23 lead at the intermission.

In addition to the turnovers, Illinois State shot 4-for-17 (.235) from the free throw line but was still able to make it close in the second half by holding SIU to 39.3 percent shooting in the second stanza. Gordon finished with 13 points, while Trey Guidry and Nedu Onyeuku each finished with 10 points apiece.

Brooks led the Salukis with a game high 16 points and Young chipped in 12 off the bench.

Southern Illinois 61, ILLINOIS STATE 49

December 23, 2004 • SIU Arena

ILLINOIS STATE	Min.	FG-A	FT-A	O-REB	A	PF	TP
Gordon, f	34	5-12	3-9	1-4	4	2	13
Dilligard, f	31	4-6	1-2	0-4	1	1	9
Greene, g	24	1-1	0-0	0-0	5	3	3
Guidry, g	34	4-13	0-1	0-2	0	3	10
D. Ford, g	16	0-0	0-2	0-4	2	0	0
Onyeuku	26	4-6	0-0	1-5	2	2	10
K. Ford	16	1-2	0-0	1-1	0	4	2
Plank	15	1-2	0-3	2-5	0	0	2
Carlwell	4	0-1	0-0	1-1	0	0	0
Totals	200	20-43	4-17	8-29	14	15	49

Team Pct.: FG – .465; FT – .235

3-Pt.: (5-12, .417 (Greene 1-1, Guidry 2-6, Onyeuku 2-3, K. Ford 0-1, Plank 0-1)

Blocks: 1 (Dilligard 1)

Turnovers: 20 (Gordon 2, Dilligard 2, Greene 7, Guidry 2, D. Ford 1, Onyeuku 2, K. Ford 3, Team 1)

Steals: 6 (Gordon 1, Dilligard 2, Greene 1, Guidry 2)

Southern Illinois	Min.	FG-A	FT-A	O-REB	A	PF	TP
Owen, f	26	2-6	0-0	3-5	2	0	4
Warren, c	22	3-5	0-0	0-1	0	3	6
Brooks, g	36	7-14	2-2	3-9	5	1	16
Tatum, g	30	4-13	0-0	1-2	3	1	9
Hairston, g	18	0-4	2-2	0-1	0	3	2
Dale	9	2-3	0-0	0-0	1	1	5
Falker	18	1-3	1-2	2-2	0	2	3
Young	28	4-6	2-3	1-5	2	2	12
Shaw	13	2-2	0-0	0-3	0	2	4
Totals	200	25-56	7-9	11-33	13	15	61

Team Pct.: FG – .446; FT – .778

3-Pt.: 4-18, .222 (Brooks 0-2, Tatum 1-8, Hairston 0-3, Falker 1-2, Young 2-3)

Blocks: 3 (Smith 1, Blair 1, Kou 1)

Turnovers: 12 (Owen 2, Brooks 2, Tatum 2, Hairston 2, Shaw 1, Team 3)

Steals: 14 (Owen 4, Brooks 2, Tatum 3, Young 5)

Officials: J.D. Collins, Eddie Jackson, Steven Skiles

Attendance: 5,729

Halftime Score: Southern Illinois 33, ILLINOIS STATE 23



GAME 12

Birds Top SMS 62-61; Win Valley Home Opener

NORMAL, Ill. – Trey Guidry's two free throws with four seconds left gave the Illinois State basketball team a comfortable four point lead late in the game, resulting in a 62-61 win over SMS Thursday night at Redbird Arena.

Illinois State won its first Missouri Valley Conference game of the season and extended its overall record to 9-3, 1-1 in the Valley.

Neil Plank's three-pointer with six seconds left in the first half gave Illinois State a 34-27 lead at intermission thanks to 11 SMS turnovers and a Redbird shooting percentage of 52 percent from the field. The Redbirds finished the game shooting 48 percent. Gordon led the way with 14 first half points and three rebounds.

The Bears tied the game 36-36 on a three-pointer by Deke Thompson (15 points) with 16 minutes left. Illinois State held onto the lead however, with a jumper by Plank and lay-up by Trey Guidry (15 points), making the score 40-36.

With the Redbirds leading 48-44, Plank ignited the home crowd with a three-pointer at the 4:50 mark in the second half, giving his team a 51-44 lead. Vince Greene extended that lead on a three of his own, with the basket coming after Greene recorded only the second block of his career, this one coming against Thompson.

Thompson cut the Illinois State lead to two at 57-55 after his steal led to a fast-break lay-up. After Guidry, Greg Dilligard (8 points) and Gordon each split a pair of free throws to make the score 60-55, Tyler Chaney hit a three with six seconds remaining, cutting the lead to 60-58. But Guidry calmly sank his two free throws to extend the lead up to four. Chaney knocked down another three as time ran out for the game's final score.

ILLINOIS STATE 62, SMS 61

December 30, 2004 • Redbird Arena

SMS	Min.	FG-A	FT-A	O-REB	A	PF	TP
Chaney, f	32	5-11	1-2	0-2	2	1	13
Easley, f	28	5-12	0-0	4-8	1	1	10
Maclin, c	25	3-8	0-3	6-11	2	4	6
Thompson, g	27	6-11	0-0	0-2	0	1	15
Shavies, g	28	2-7	5-6	0-2	2	4	9
Bilyeu	8	1-1	1-2	1-1	1	1	3
Richards	11	0-1	0-0	0-2	0	2	0
Nicholson	2	0-1	0-0	0-0	0	0	0
Ahearn	20	1-4	0-0	0-0	2	0	3
Mitchell	10	1-1	0-0	0-1	0	1	2
Fisher	3	0-0	0-0	0-0	0	0	0
Frazier	6	0-1	0-0	1-1	0	2	0
Totals	200	24-58	7-13	14-32	10	17	61

Team Pct.: FG – .414; FT – .538

3-Pt.: 6-14, .429 (Chaney 2-5, Thompson 3-5, Shavies 0-1, Nicholson 0-1, Ahearn 1-2)

Blocks: 4 (Easley 1, Maclin 1, Richards 2)

Turnovers: 15 (Chaney 1, Easley 3, Maclin 1, Shavies 4, Bilyeu 2, Nicholson 1, Ahearn 1, Fisher 2)

Steals: 5 (Easley 1, Maclin 1, Thompson 2, Shavies 1)

ILLINOIS STATE	Min.	FG-A	FT-A	O-REB	A	PF	TP
Gordon, f	33	6-14	5-6	1-6	0	3	17
Dilligard, f	29	3-7	2-4	4-10	4	2	8
Onyeuku, g	20	1-2	0-0	0-0	0	0	2
Greene, g	30	3-6	0-0	0-2	3	3	7
Guidry, g	25	5-10	3-4	0-0	1	4	15
Alexander	15	1-1	0-0	0-1	1	0	3
K. Ford	10	0-1	0-0	0-1	2	1	0
Plank	20	3-4	0-0	2-7	3	0	7
D. Ford	17	1-2	0-0	1-4	1	0	3
Carlwell	1	0-1	0-0	0-0	0	2	0
Totals	200	23-48	10-14	10-35	15	15	62

Team Pct.: FG – .479; FT – .714

3-Pt.: 6-14, .429 (Onyeuku 0-1, Greene 1-3, Guidry 2-5, Alexander 1-1, K. Ford 0-1, Plank 1-1, D. Ford 1-2)

Blocks: 8 (Gordon 2, Dilligard 2, Greene 2, Plank 1, D. Ford 1)

Turnovers: 20 (Gordon 1, Dilligard 4, Onyeuku 4, Greene 3, Guidry 2, Alexander 2, K. Ford 1, Plank 2, D. Ford 1)

Steals: 3 (Guidry 2, Plank 1)

Officials: Gerry Pollard, Dave Draucker, John Moore

Attendance: 5,965

Halftime Score: ILLINOIS STATE 34, SMS 27

GAME 13

Second-Half Drought, Cold Shooting Sinks 'Birds

CEDAR FALLS, Iowa – Illinois State couldn't overcome a 12-0 Northern Iowa run midway through the second half as the Redbirds dropped a 75-55 decision in Missouri Valley Conference action Monday night at the UNI-Dome.

With the Redbirds (9-4, 1-2) trailing 50-47 at the 10:22 mark, UNI used a 20-3 run, including a 12-0 spurt, to take control of the game. The balanced Panther run included points by seven different players, while the Redbirds were held scoreless for nearly four minutes. The Redbirds ended up shooting 23 percent from the floor in the second half, after shooting 53.8 percent in the first frame.

The two teams battled to a 36-36 tie in the first half thanks to a three-point buzzer beater by Trey Guidry. It was Guidry's third three-pointer of the half as he finished the first frame with 14 points to give him 1,000 points for his collegiate career. UNI led the entire first half until Guidry's heroics and led by as much as 23-15 with 10:13 left in the quarter.

Guidry paced the Redbirds with 20 points, while Vince Greene tossed in 11 points. Grant Stout led UNI with 18 points, including 10 in the second half, and collected a game-high 15 rebounds. Eric Coleman tossed in 13 points and Ben Jacobson added 12 for the Panthers.

Northern Iowa 75, ILLINOIS STATE 55

January 3, 2005 • UNI-Dome

ILLINOIS STATE	Min.	FG-A	FT-A	O-REB	A	PF	TP
Gordon, f	28	4-11	1-1	2-5	2	3	9
Dilligard, f	31	3-10	3-4	1-4	1	3	9
Alexander, g	14	0-2	0-0	0-3	1	2	0
Greene, g	27	4-8	0-0	1-1	1	1	11
Guidry, g	33	7-11	3-4	0-3	1	1	20
Onyeuku	9	0-0	0-0	0-2	0	2	0
K. Ford	10	1-3	1-1	0-2	0	1	3
Kirstein	1	0-0	0-0	0-0	0	0	0
Wallace	1	0-0	0-0	0-0	0	0	0
Plank	21	1-5	0-1	0-4	1	1	3
D. Ford	21	0-2	0-0	0-0	0	1	0
Dyer	1	0-0	0-0	0-0	0	0	0
Carlwell	3	0-0	0-0	0-1	0	2	0
Totals	200	20-52	8-11	6-30	7	17	55

Team Pct.: FG – .385; FT – .727

3-Pt.: 7-16, .438 (Alexander 0-2, Greene 3-5, Guidry 3-6, K. Ford 0-1, Plank 1-2)

Blocks: 4 (Dilligard 3, Onyeuku 1)

Turnovers: 14 (Gordon 3, Dilligard 2, Alexander 1, Greene 4, Onyeuku 1, K. Ford 1, D. Ford 1, Carlwell 1)

Steals: 6 (Dilligard 1, Greene 1, Guidry 1, Onyeuku 1, Plank 1, D. Ford 1)

Northern Iowa	Min.	FG-A	FT-A	O-REB	A	PF	TP
Stout, f	37	9-13	0-2	5-15	1	3	18
Coleman, c	26	6-11	1-1	2-9	2	5	13
Crawford, g	33	4-10	1-2	1-6	3	1	9
Jacobson, g	33	4-8	4-4	0-3	4	0	12
McKowen, g	20	2-5	0-0	0-1	2	1	4
Little	18	2-4	0-0	0-0	0	1	6
Viet	1	0-0	0-0	0-0	0	0	0
Josten	1	0-0	0-0	0-0	0	0	0
Foster	19	1-4	2-3	0-2	3	1	5
Schmit	1	0-1	0-0	0-0	0	0	0
Griffin	1	0-0	0-0	1-1	0	0	0
Godfreed	9	4-6	0-0	2-2	0	2	8
Santos	1	0-0	0-0	0-0	0	0	0
Totals	200	32-62	8-12	11-40	15	14	75

Team Pct.: FG – .516; FT – .667

3-Pt.: 3-10, .300 (Stout 0-1, Crawford 0-2, Jacobson 0-1, McKowen 0-1, Little 2-3, Foster 1-2)

Blocks: 6 (Stout 4, Coleman 1, Crawford 1)

Turnovers: 8 (Stout 1, Crawford 3, Jacobson 1, McKowen 1, Josten 1, Team 1)

Steals: 6 (Stout 1, Coleman 1, Crawford 2, McKowen 2)

Officials: Steve Skiles, Jerry Siebert, Kipp Kissinger

Attendance: 3,126

Halftime Score: ILLINOIS STATE 36, Northern Iowa 36