



Redbird Football

GAME NOTES

Contact: Todd Kober, Assistant Athletics Director/Media Relations • 309/438-3805 • Fax: 309/438-5634 • Cell: 309/310-7112 • gtkober@ilstu.edu

GAME #11

**#6 Illinois State** **#20 Northern Iowa**
(8-2, 5-1) **(6-4, 4-2)****WHEN:** Saturday, Nov. 18, 2006**WHERE:** UNI-Dome (16,324) • Cedar Falls, Iowa**TIME:** 4:35 p.m.**FORECAST:** 70° F and clear

RADIO

Redbird Radio Network

▶ Greg Halbleib, play-by-play

▶ Ted Schmitz, color analyst

▶ L.A. Decker, studio host

TELEVISION

Gateway Television (WYZZ Fox 43)

▶ Scott Warmann, play-by-play

▶ Danan Hughes, color analyst

▶ Mick Shaffer, sidelines

GoREDBIRDS.COM

THE GAME FACTS

- ▶ Illinois State is playing tonight's game for a share of the 2006 Gateway Football Conference title. Youngstown State has already earned at least a share of the crown and will receive the league's automatic bid to the playoffs.
- ▶ A Redbird win would mark ISU's first conference title since 1999, which was won outright, and only the second league title since joining the Gateway in 1985.
- ▶ This is the 23rd meeting between Illinois State and Northern Iowa. The Panthers own a 14-8 edge in the series, but the Redbirds have won five of the last eight meetings.
- ▶ Illinois State is going for its second-highest win total in the 111 years of the program. A victory today would give ISU nine wins on the season, which would only trail the 11 victories in 1999.
- ▶ Under head coach Denver Johnson, the Redbirds are 4-2 in regular-season finales.
- ▶ The Redbirds are looking for their sixth straight Gateway road win. ISU hasn't lost on the road in league play since a 20-17 loss at Youngstown State on Oct. 1, 2005.

2006 NORTHERN IOWA SCHEDULE

A31	at Drake	W, 48-7
S9	NORTH DAKOTA	L, 31-35
S16	SOUTH DAKOTA STATE	W, 27-17
S30	at Iowa State	L, 27-28
O7	MISSOURI STATE*	W, 38-7
O14	at Indiana State*	W, 34-14
O21	at #5 Youngstown State*	W, 31-23
O28	WESTERN ILLINOIS*	L, 13-24
N4	WESTERN KENTUCKY*	W, 31-20
N11	at #14 Southern Illinois*	L, 47-23
N18	#6 ILLINOIS STATE*	4:35 p.m.

THE COACHES

ILLINOIS STATE

Denver Johnson is in his seventh season at Illinois State and owns a 40-37 (.519) overall record with the Redbirds. Prior to guiding the 'Birds, Johnson was the head coach at Murray State where he compiled a 21-12 mark. Johnson, 48, is a 1981 graduate of Tulsa and his 10-year head coaching record stands at 61-49 (.555). He is 3-3 against Northern Iowa.

NORTHERN IOWA

Mark Farley (Northern Iowa '86) is in his sixth season at the helm of the Panther football program. Farley owns a 50-24 (.676) mark at Northern Iowa, his only head coaching position. Farley played at Northern Iowa from 1983-86 and was the GFC's Co-Defensive Player of the Year in 1985. He is 2-3 against Illinois State.

ILLINOIS STATE SEASON SCHEDULE/RESULTS

Date	Opponent	Location	Result/Time	Notes
Sept. 2	at Kansas State	Manhattan, Kan.	L, 23-24	K-State held to 44 yards rushing, but ISU's special team miscues costly.
Sept. 9	CENTRAL ARKANSAS	Normal, Ill.	W, 18-3	ISU offense stalls in the red zone with four field goals; Robinson sits.
Sept. 16	#18 EASTERN ILLINOIS	Normal, Ill.	W, 44-30	ISU rallied from 10-0 deficit with 23 second-quarter points.
Sept. 23	at Murray State	Murray, Ky.	W, 35-14	Redbirds out gained Racers 186-28 on the ground.
Oct. 7	at Western Kentucky [^]	Bowling Green, Ky.	W, 28-27	'Toppers miss a 19-yard field goal with 4:03 left in the game.
Oct. 14	#7 SOUTHERN ILLINOIS [^]	Normal, Ill.	W, 37-10	Redbirds roll off 30 unanswered points; ISU posts 499 offensive yards.
Oct. 21	at Western Illinois [^]	Macomb, Ill.	W, 27-14	Rembert rushes for 230 yards as 'Birds rally from 14-3 deficit.
Oct. 28	#10 YOUNGSTOWN STATE [^]	Normal, Ill.	L, 13-27	Penguins out rush Redbirds 345-18; Drone 10-for-31 passing.
Nov. 4	MISSOURI STATE [^]	Normal, Ill.	W, 38-14	Drone passes (19-of-26) for 305 yards; Rembert rushes for three TDs.
Nov. 11	at Indiana State [^]	Terre Haute, Ind.	W, 42-20	Redbirds run away in fourth quarter with 21 unanswered points.
Nov. 18	at #20 Northern Iowa [^]	Cedar Falls, Iowa	4:35 p.m.	ISU has won 5-of-8; most wins by a GFC team vs. UNI during span.

[^] Gateway Football Conference game; All times Central.

ILLINOIS STATE MEDIA RELATIONS

Assistant AD/Media Relations	Todd Kober
Office Phone	309/438-3805
Home Phone	309/454-3048
Cell	309/310-7112
E-mail	gtkober@ilstu.edu
Fax	309/438-5634
Graduate Assistant	Mike Williams
Office Phone	309/438-3598
Cell	309/275-6386
E-mail	mcwilli2@ilstu.edu

INTERVIEW PROCEDURES

Postgame interviews following home contests are conducted in the team room (second floor) of the Kaufman Football Building. A golf cart is available to transport representatives from the visiting team to the interview area. TV lighting is also provided. After road games, representatives will be brought to a designated area. The locker room is closed at all times.

WEEKLY GATEWAY CONFERENCE CALL

Teleconferences featuring the league's head coaches will be conducted each Wednesday during the season (Sept. 6 through Nov. 15). Those participating in the call should dial in five minutes prior to the scheduled start time (10 a.m. CST each Wednesday). Each call can also be accessed at www.gatewayfootball.org. The call-in number is 913/981-5509.

Gateway News/Notes	10:00 a.m.
Denver Johnson, Illinois State	10:05 a.m.
Mark Farley, UNI	10:10 a.m.
Jerry Kill, Southern Illinois	10:15 a.m.
David Elson, Western Kentucky	10:20 a.m.

All times are Central

WEEKLY MEDIA LUNCHEON

✓ Tuesday, August 29 at noon
Tuesday, September 5 at noon (CANCELLED)
✓ Tuesday, September 12 at noon
✓ Tuesday, September 19 at noon
✓ Tuesday, September 26 at noon
✓ Tuesday, October 3 at noon
✓ Tuesday, October 10 at noon
✓ Tuesday, October 17 at noon
✓ Tuesday, October 24 at noon
✓ Tuesday, October 31 at noon
✓ Tuesday, November 7 at noon
✓ Tuesday, November 14 at noon

GAME WEEK

A quick look at Illinois State's media availability on game week. All appointments can be made through the media relations office (309) 438-3805.

Monday	Tuesday	Wednesday	Thursday	Friday
Off Day	Media Luncheon	GFC Teleconference (10-10:40 a.m.)	No pre-practice camera opportunities	No availability
Denver Johnson Radio Show at Schooners 6-7 p.m.	Kaufman Football Building - noon	Practice open to cameras for first 15 minutes	Coach Johnson available after practice (approx. 6:15 p.m.)	
	Practice open to cameras for first 15 minutes	Players/Coaches available after practice (approx. 6:15 p.m.)		

WEEKLY MEDIA LUNCHEON

Each Tuesday during the season, Illinois State hosts a media luncheon in the team room of the Kaufman Football Building. The luncheon begins at noon, with comments from two selected players representing both the offense and defense. Following the student-athletes, head coach Denver Johnson will address the media. Video and audio from the press conference will be available on the web at GoRedbirds.com before 5 p.m. on Tuesday. If you would like to receive the quotes via e-mail, please contact the Illinois State Athletics Media Relations Office at gtkober@ilstu.edu prior to the press conference.

CREDENTIALS

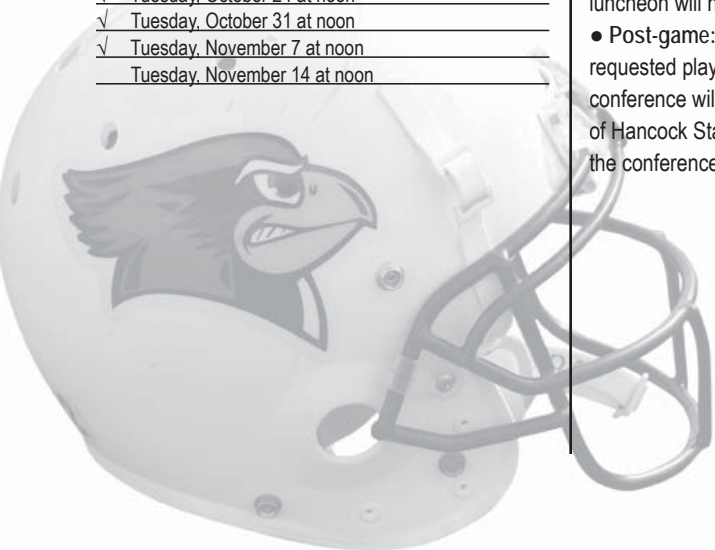
Credentials (game and parking) can be obtained by contacting the Athletics Media Relations Office, Campus Box 7130, Normal, Ill., 61790-7130. Requests must be received on official letterhead at least two days prior to the game. Passes that are not mailed will be available at the Will Call window (Gate 4) 90 minutes before kickoff.

PRACTICE

Most practices are open to the media (approximately 3:30-6 p.m.), but only the first 15 minutes of Tuesday through Thursday practices are available to photographers. For all other media, it is recommended that an advance call be made to the media relations office to check on the status of practice for a particular day.

INTERVIEWS

- Head Coach Denver Johnson will do general interviews following practice on Tuesday-Thursday. All other requests for interviews must be submitted to the media relations office at least 24 hours prior to the scheduled interview.
- Assistant Coaches: Arrangements should be made through the media relations office. Most interviews will be conducted after practice Tuesday-Thursday.
- Players: All interviews with players will take place at the media luncheon or after practice on Tuesday and Wednesday. Media should request players at least 24 hours in advance. Players who attend the Tuesday luncheon will not be available following practice that day.
- Post-game: The Illinois State locker room is closed at all times. Head coach Denver Johnson and requested players will be brought to the designated interview area. At home, the post-game media conference will take place in the team room of the Kaufman Football Building, located in the northeast corner of Hancock Stadium. The media should enter through the west doors and travel up the two flights of stairs to the conference area.



SCOUTING NORTHERN IOWA

- Northern Iowa is located in Cedar Falls, Iowa, and has an enrollment of 12,513. The Panthers are members of the Gateway Football Conference.
- The Panthers lead the league in total offense and rank No. 4 nationally with 407.8 yards per game. The bulk of the UNI offense has come on the ground, with the Panthers averaging 215.4 yards per game. UNI's rushing offense ranks No. 3 in the conference and No. 10 nationally.
- Defensively, the Panthers have the top rushing defense in the Gateway. UNI is surrendering 129.1 yards per game on the ground, which also ranks No. 38 nationally.
- Sophomore running back Corey Lewis is averaging 97.6 rushing yards per game and is the No. 5 rusher in the league.
- Quarterback Eric Sanders is among the league leaders in passing efficiency (144.2) and total offense (201.5).
- Dre Dokes leads the conference with six interceptions on the season. He also ranks No. 2 nationally.

PANTHER PARTICULARS

- Former Illinois State star Kevin Glenn still holds four single-game UNI-Dome records, which he set in a 38-23 win over the Panthers on October 10, 1998. Glenn owns the UNI-Dome mark for pass attempts (61), pass completions (35), passing yards (457) and total offense (517).
- The two teams have played in three of the top 20 all-time home attendance highs in UNI-Dome history, including a tie for the top spot. Here is a list of where ISU-UNI match ups rank (all three victories for Northern Iowa): on Oct. 22, 1994, 16,324 fans came out to watch UNI win 24-17 (11st); on Oct. 3, 1992, 15,086 fans saw UNI defeat ISU 41-14 (14th) and on Oct. 6, 1990, a crowd of 14,689 witnessed UNI shutout ISU 31-0 (17th).
- Both teams have three sets of brothers playing together on the roster. ISU has three sets, Cameron and Kyle Siskowic, Rafael and Cortes Rice and Dan and Nick Passarelli. UNI counters with the Lane's (Nate and Wes), the Manahal's (Brad and Ryan) and the McMoore's (Sean and Terrell).
- ISU's James Stevenson III and UNI's Cyrus Garrett both transferred to their respective schools from Illinois.
- ISU's Jeremy Joynt and Billy Speiser will be up against several of their former junior college teammates from Iowa Central CC today in UNI's Mack Kimble, Will Lewis, Matt Mackey, Dave Schratz and Darian Williams.

SIMPLY THE BEST

There isn't much doubt that Laurent Robinson is the best receiver to ever play at Illinois State. Robinson continued his takeover of the ISU record books on Saturday with his six catch, 169-yard performance against Indiana State. With the effort, Robinson became the all-time catch leader in Illinois State history and the leader in all-time receiving yards. The senior wideout now has 178 catches for 2,773 yards.

TURNOVER FREE

It's unknown if the Illinois State football team has any additives or preservatives, but one thing is definitely for sure – the Redbirds are turnover free. At least since the 9:49 mark of the first quarter in the game at Western Kentucky when Pierre Rembert lost his only fumble of the season. Since that time, the Redbirds have played their last 354 minutes and 49 seconds without a turnover. In addition, quarterback Luke Drone has thrown 146 passes, and completed 90, without an interception. His last occurred in the second quarter at Murray State.

HUNTING IN PACKS

"Hunting in Packs" has long been the mantra of the Illinois State defense and last Saturday at Indiana State there was physical proof. The Redbirds had four defenders post double-digit tackles in the 42-20 win over the Sycamores. All three Redbird linebackers, Cameron Siskowic, Kye Stewart and Niall Campbell, each posted 11 tackles in the game, while defensive end Ronnie Tate collected a career-high 10 stops.

MANAGING MISCUES

Just because the Redbirds are turnover free, doesn't mean their opponents are. Since the Redbirds' last turnover, Illinois State has forced eight opponent miscues. The Redbirds have forced 12 more turnovers than what they have committed and their +1.20 turnover ratio not only leads the Gateway Football Conference, but also ranks No. 4 in all of I-AA football. It has also turned into points, as ISU has out scored its I-AA foes 55-10 on points off turnovers.

IT TAKES TWO TO TACKLE

Pairs are definitely needed to perform the tango, but for linebackers Cameron Siskowic and Kye Stewart they prefer to tackle. The tandem doesn't need each other to get it done either, but they do compliment each other pretty well. Siskowic has notched 125 tackles on the season and is second in all of I-AA football with 12.5 tackles per game. Stewart has also gone over the century mark in stops with 112, which ranks second in the conference and No. 3 nationally. With two tacklers each posting over 100 wrap-ups, Siskowic and Stewart become the first duo since Boomer Grigsby and Gean Gilot to accomplish the feat since 2003.

CLEANING THE STATE

With the Redbirds' 27-14 win over Western Illinois, it gave Illinois State its first sweep of Illinois' I-AA schools since the 2000 season. Earlier this season, the 'Birds downed Southern Illinois, 37-10, and defeated Eastern Illinois, 44-30.

THE TALE OF THE TAPE

	ILS	UNI
Record	8-2	6-4
Points	30.5	30.3
Points Allowed	18.3	22.2
First Downs	202	212
Rushing Yards	163.0	215.4
Rushing Defense	139.5	129.1
Passing Yards	233.7	192.4
Passing Defense	206.3	198.4
Total Offense	396.7	407.8
Total Defense	345.8	327.5
Interceptions	14-188	12-191
Punt Return Avg.	7.0	8.6
Kickoff Return Avg.	19.8	21.9
Fumbles Lost	3	7
Penalties	48-418	68-622
Field Goals	10-17	17-23

'BIRD BESTS vs. NORTHERN IOWA

INDIVIDUAL*

Rushing Yards	198, Vic Northern, 11-21-87
Rushing TDs	3, Walter James, 10-2-99
Passing Yards	457, Kevin Glenn, 10-10-98
Completions	35, Kevin Glenn, 10-10-98
TD Passes	4, twice; last by Luke Drone, 10-22-05
Receptions	12, Marquis Mosely, 10-4-97
Receiving Yards	243, Laurént Robinson, 10-22-05
Receiving TDs	3, Laurént Robinson, 10-22-05
Tackles	21, Boomer Grigsby, 10-4-03
Tackles for Loss	6.5, Brent Hawkins, 10-22-05
Sacks	5, Brent Hawkins, 10-22-05
Interceptions	1, 20 times; last by James Temple, 10-22-05
Longest FG	49, four times all by Todd Kurz; last 10-12-96

TEAM*

Most Points	47, 10-2-99
Fewest Points	0, 10-6-90
Most Points Allowed	50, 10-4-97
Fewest Points Allowed	3, 10-22-05

*modern era (1936 and later)

THE REDBIRD RECORD BOOK**ISU Career Rushing**

1. Toby Davis (1989-92)	3,702
4. Larry Spinks (1973-76)	2,523
5. Bill Fenn (1978-80)	2,372
6. Vic Northern (1987-90)	2,292
7. Kevin Jones (1980, 92-84)	2,135
8. Pierre Rembert (2005-)	2,098

ISU Career Rushing TDs

1. Toby Davis (1989-92)	37
2. Willie Watts (1998-01)	28
3. Pierre Rembert (2005-)	25

ISU Career 100-Yard Rushing Games

1. Toby Davis (1989-92)	17
2. Willie Watts (1998-01)	15
3. Pierre Rembert (2005-)	12

ISU Career Passing

1. Kevin Glenn (1997-00)	8,251
2. John Coppens (1981-84)	6,238
3. Luke Drone (2004-)	5,277

ISU Career Completions

1. Kevin Glenn (1997-00)	663
2. John Coppens (1981-84)	554
3. Luke Drone (2004-)	367

ISU Career TD Passes

1. Kevin Glenn (1997-00)	62
2. John Coppens (1981-84)	49
3. Luke Drone (2004-)	40

ISU Career Receptions

1. Laurént Robinson (2003-)	178
2. Rickey Garrett (1996-99)	177

ISU Career Receiving Yards

1. Laurént Robinson (2003-)	2,773
2. Rickey Garrett (1996-99)	2,719

ISU Career TD Receptions

1. Laurént Robinson (2003-)	27
2. Rickey Garrett (1996-99)	22

ISU Consecutive Games with a Catch

1. Laurént Robinson (2003-)	32
2. Vito Golson (1999-02)	29

ISU 100-Yard Career Receiving Games

1. Laurént Robinson (2003-)	9
Rickey Garrett (1996-99)	9

ISU Career Total Offense Yards

1. Kevin Glenn (1997-00)	8,812
2. John Coppens (1981-84)	5,881
3. Luke Drone (2004-)	5,396

ISU Career All-Purpose Yards

1. Toby Davis (1989-92)	4,363
7. Ron Bell (1970-72)	2,972
8. Keith Goodnight (1992-95)	2,877
9. Laurént Robinson (2003-)	2,778

ISU Career Tackles

1. Boomer Grigsby (2001-04)	580
2. Galen Scott (1997-00)	579
3. Wilbert Brown (1988-91)	470
4. Chris Stevens (1992-95)	443
5. Ryan Szokola (1997-00)	397
6. Cameron Siskowic (2003-)	365

ROAD WARRIORS

With victories at Western Kentucky, Western Illinois and Indiana State this season, and wins at Missouri State and Southern Illinois in 2005, the Redbirds are riding a five-game road winning streak in the Gateway Football Conference. The streak is Illinois State's longest run of success on the road since joining the Gateway in 1985.

ROBINSON RETURNS; COLLECTS NO. 32

Reigning Gateway Football Conference Offensive Player of the Year Laurént Robinson returned to the Redbird line-up in the last two games. Robinson has responded with at least one catch in each game, which extended his school record of consecutive games played with a reception to 32.

BEND DON'T BREAK

The Redbird defense is allowing 345.8 yards per game, which ranks No. 4 among Gateway teams, but ISU opponents haven't been able to convert them into points. On the season, ISU is allowing a league-best 18.3 points per game, which also ranks No. 25 nationally. The 'Birds have allowed 12 touchdowns in 29 red-zone trips (41 percent).

DRONE: A WORKER QB

Not only is quarterback Luke Drone a hard-worker, he is also efficient. In fact, he's the most efficient quarterback the Redbirds have ever had. For his career, Drone has posted a passing efficiency rating of 153.6, which is 26 points higher than the next highest ISU quarterback. His efficiency rating (154.5) this season is second in conference and ranks No. 10 in I-AA football.

GUNNIN' 'EM DOWN

Cameron Siskowic is showing why he was named a Buck Buchanan Award watch list member in 2006, as the senior linebacker leads the nation in tackles. The San Diego, Calif., native is on pace to lead the Gateway Football Conference in tackles for the second straight season. As a result, Siskowic has totaled 365 tackles in his career at Illinois State, which ranks sixth in school history. He is only the 12th player in ISU history to total 300 or more tackles in a career.

GETTING YOUR PICKS ON ROUTE 66

With Hancock Stadium located just off nostalgic Route 66, the Redbird defense has been getting their kicks in 2006. Through 10 games, the 'Birds have intercepted 14 passes, which is tied for the ninth best team total in Division I-AA. The kicker is that the Redbirds have already surpassed last season's total of 10. In addition, the 'Birds are averaging 1.4 picks per game, which would put them on pace for 15 interceptions, the most since 1989.

NINE WOULD BE FINE

With a victory today, Illinois State would earn its ninth win of the season. The ninth victory would mark the second-highest win total in the 111-year history of the Illinois State football program, The nine wins would only trail the 11-3 campaign of 1999.

REMBERT'S DOUBLY GRAND

Running back Pierre Rembert had already eclipsed the 1,000-yard rushing milestone this season and at Indiana State he surpassed 2,000 career rushing yards for his career. ISU's offensive workhorse now has 1,297 yards on the season on 266 attempts with 13 touchdowns. It is only the 12th time the 'Birds have had a 1,000-yard rusher in a season, but the fifth in the last seven years. His single season total ranks No. 3 in school history and he needs 113 yards to post the second-highest single-season rushing total in school history. Rembert's 2,098 career rushing yards rank No. 8 all-time.

THE I-PASS

The Redbird offense won't necessarily help at the toll booths, but it has been blowing through Gateway football stadiums with regularity the last three seasons. The Redbirds lead the Gateway with 233.7 passing yards per game. If ISU can stay on top in that category, it would mark the third straight season in which the Redbirds have led the conference in passing offense. The 'Birds would only be the third team to accomplish the feat joining Northern Iowa and Western Illinois.

APPLYING THE FULL NELSON

That's exactly what sophomore free safety Tom Nelson has been doing to opposing quarterbacks this season, as he has picked off four passes this season. The 2005 Gateway Freshman of the Year leads the Redbirds in picks and ranks tied for No. 17 in the nation with 0.40 interceptions per game.

DOUBTING THOMAS

Lined up at the defensive tackle position, there is reason to be skeptical that Illinois State's Jarek Thomas has two interceptions on the year. But, it's true. Thomas' two interceptions are the most by a Redbird defensive lineman since 1974, when Rick Spain also snagged a pair of passes. Thomas intercepted a shovel pass against Central Arkansas, but later in the season he got the ultimate defensive lineman's dream with an interception returned for a touchdown against Youngstown State.

ACTION JACKSON

Despite having all-American wide receiver Laurént Robinson hobbled with an ankle injury, senior Pierre Jackson has emerged as an alternative deep threat for the Redbirds. "Jelly" has notched three 100-yard receiving games this season and leads the team with 41 catches for 735 yards. He has also added a team-high six touchdowns.

MOVING THE CHAINS

The Redbird offense has taken advantage of every down this season, especially third down. In 137 attempts on third down, Illinois State has converted 68 of them or 50 percent. The Redbird success rate ranks as the eighth best in I-AA football on third down. As a result, the 'Birds have collected 202 first downs on the season.

THE TEMPLE OF DOOM

Senior safety James Temple has collected two interceptions this season, with the first coming against Eastern Illinois and his latest against Missouri State. Temple now has six on his career, which makes him the Redbirds' active leader in that category.

REMBERT RUNNING WITH REGULARITY

In nine of the 10 games this season, including the first seven straight, Illinois State running back Pierre Rembert has rushed for 100 yards or more. With his streak of seven straight games to start the season, Rembert compiled the longest such string of 100-yard rushing games in ISU history, bettering the old mark by three games. With his nine 100-yard rushing games, Rembert is one performance away from breaking the school record of nine in a season set by Toby Davis, during the 1992 season.

WHICH 'BIRD WILL GET THE FIFTH

When Brent Hawkins claimed the 2005 Gateway Defensive Player of the Year award, it marked the fourth straight by a Redbird player (Boomer Grigsby won the award in 2002, 2003 and 2004) and tied the league record for consecutive league MVPs with Northern Iowa (1991-94). Both Kye Stewart and Cameron Siskowic hope to extend that ISU streak as the conference's top two tacklers.

MOVIN' ON UP

In just his second season as a starter, Luke Drone is starting to creep up the charts in the ISU record book. With 5,277 career passing yards, Drone is in sole possession of the No. 3 spot on the all-time ISU passing list. He is now chasing John Coppens (1981-84) and needs 962 yards to move into second. He is also chasing Coppens in career completions. Drone has 367 in his career and needs 188 to move into second place in ISU history.

ALL-AMERICA U

ISU has produced at least one all-American player in 20 of its last 23 seasons. Over the last seven seasons, 27 players from 11 different positions have been honored. Laurént Robinson, Brent Hawkins, Stafford Davis and Cameron Siskowic were all consensus selections in 2005.

TRANSFERABLE

Since 1993, when the NCAA rules changed to allow players immediate eligibility at the I-AA level, Illinois State has had 44 players transfer from I-A schools. ISU's I-A transfers on this year's roster include: Alan Abrams (RB, Ole Miss); Adam Blankenship (DL, Nebraska); Pierre Jackson (WR, Minnesota); Brandon Joyce (OL, Indiana); Dan Passarelli (WR, Northern Illinois); Pierre Rembert (RB, Michigan); Cameron Siskowic (LB, Washington St.); Jonathan St-Pierre (OL, Miami (Fla.)) and James Stevenson III (DL, Illinois).

REMBERT'S RAVE REVIEWS

Through 10 games, his first as ISU's featured running back, Pierre Rembert has gotten two thumbs up. With 129.7 rushing yards per game, Rembert ranks No. 7 nationally among running backs. He is on pace to finish the regular season with 1,427 yards on the season, which would rank as the second highest total in Redbird history.

MEN OF HONOR

The Redbird football team concluded the spring semester with 35 players on the AFNI Athletics Honor Roll, a new team record. The Redbirds also compiled a 2.68 grade point average for the semester, which was the highest team GPA by the football team in over a decade.

40 DAYS AND 40 NIGHTS

Actually it is a little less than 67 days – that's how many straight 24-hour days a person would have to work to equal the 1,595 community service hours that the Illinois State football team put in last academic year. Typically, the goal for the entire athletic department is 1,000, but the Redbird gridders put in 1,595 hours themselves.

SOMEBODY'S WATCHING

On Aug. 23, Cameron Siskowic was put on watch. Siskowic was added to the 2006 Buck Buchanan Award watch list after finishing as a finalist last season as one of the nation's top I-AA defensive players.

THE START CHART

Offense

	2006	Current	Steak	Career
Robinson (WR)	6	2		34
Downing (OL)	10	11		31
Mordis (TE)	10	12		28
Wiggins (OL)	10	25		25
Drone (QB)	10	21		21
Jackson (WR)	10	16		20
Rembert (TB)	10	12		15
Hartman (OL)	0	0		11
Horton (WR)	4	0		10
Niklasch (OL)	10	10		11
Joyce (OL)	8	8		8
Meredith (TE)	7	1		7
St-Pierre (OL)	6	6		6
Madsen (OL)	4	0		4
Lyon (OL)	2	0		2
R. Rice (TB)	0	0		2
Joynt (TE)	2	0		2
D. Passarelli (WR)	1	0		1

Defense

Martindale (DT)	10	33	42
Temple (DB)	10	32	35
C. Siskowic (LB)	9	9	30
Caesar (DB)	10	19	25
Campbell (LB)	9	9	22
Stewart (LB)	9	7	22
Nelson (FS)	10	21	21
Thomas (DT)	9	2	20
Kittrell (DB)	10	10	13
Stevenson (DE)	5	0	9
N. Passarelli (DB)	0	0	7
R. Tate (DL)	6	1	6
Simnick (DL)	3	0	3
Blankenship (DL)	3	3	3
Hunter (DL)	2	0	2
Filin (DL)	2	0	2
Cucci (LB)	1	0	1
Hawkins	1	0	1
Hronec (LB)	1	0	1
Lagrone (CB)	0	0	1

RED ZONE

	ISU	Opp.
at Kansas St.	4-4 (3 TDs, FG)	2-4 (2 FGs)
C. Arkansas	4-5 (4 FGs)	1-2 (FG)
E. Illinois	4-4 (3 TDs, FG)	4-4 (3 TDs, FG)
at Murray St.	4-5 (4 TDs)	1-1 (TD)
at Western Ky.	4-4 (4 TDs)	3-4 (TD, 2 FGs)
S. Illinois	4-6 (3 TDs, FG)	2-3 (TD, FG)
at W. Illinois	5-6 (3 TDs, 2 FGs)	2-2 (2 TDs)
Y'stown St.	1-1 (TD)	4-5 (4 TDs)
Missouri St.	5-6 (4 TDs, 1 FG)	2-5 (2 TDs)
at Indiana St.	4-5 (4 TDs)	2-3 (TD, FG)
at N. Iowa		

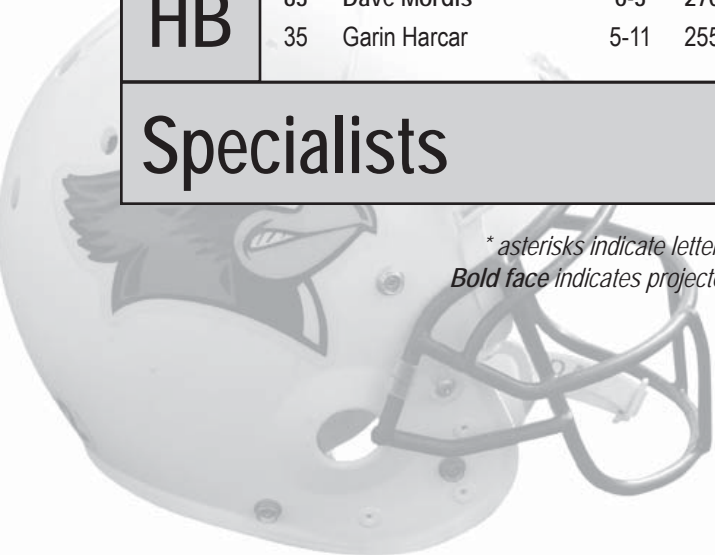
POINTS OFF TURNOVERS

	ISU	Opp.
at Kansas St.	3	11
C. Arkansas	0	0
E. Illinois	17	7
at Murray St.	14	0
at Western Ky.	0	3
S. Illinois	3	0
at W. Illinois	0	0
Y'stown St.	7	0
Missouri St.	14	0
at Indiana St.	0	0
at N. Iowa		

ILLINOIS STATE'S PROJECTED TWO-DEEP

Offense						Defense					
WR	81	Laurént Robinson	6-2	195	Sr.	DE	95	Ronnie Tate	6-3	260	Sr.
	86	Jason Horton**	6-0	185	Jr.		99	James Stevenson III*	6-3	250	Sr.
LT	66	Isaiah Wiggins**	6-3	290	Jr.	DT	73	Justin Martindale***	6-2	255	Sr.
	71	Jeff Huntzinger*	6-3	285	Jr.		90	Dan Simnick*	6-2	260	Jr.
LG	69	Joe Niklasch*	6-4	280	So.	DT	94	Jarek Thomas**	6-3	275	Jr.
	65	Billy Speiser	6-5	295	Jr.		97	Kaschiev Hunter*	6-2	290	So.
C	61	Jonathan St-Pierre	6-3	301	So.	DE	93	Adam Blankenship	6-2	245	So.
	68	Erik Madsen	6-3	285	So.		57	Brandon Wilson	6-2	210	Fr.
RG	75	Janiah Downing***	6-3	310	Sr.	SLB	40	Cameron Siskowic***	6-2	225	Sr.
	71	Jeff Huntzinger*	6-3	285	Jr.		48	Pat Cucci*	6-1	240	So.
RT	78	Brandon Joyce	6-5	310	Jr.	MLB	44	Niall Campbell***	6-2	230	Sr.
	71	Jeff Huntzinger*	6-3	285	Jr.		59	Bill Hronec**	6-2	225	Jr.
TE	47	Kedric Meredith*	6-3	260	So.	WLB	6	Kye Stewart**	6-0	205	Jr.
	42	Jeremy Joynt	6-3	255	Jr.		34	Marques Hawkins*	5-8	210	Sr.
WR	4	Pierre Jackson**	6-1	175	Sr.	CB	1	Jesse Caesar**	5-11	185	Jr.
	10	Jake Rourke*	6-3	185	So.		23	Lamont Lagrone*	5-10	175	Sr.
QB	7	Luke Drone**	6-2	210	Jr.	FS	9	Tom Nelson*	6-0	195	So.
	12	Kevin Brockway*	6-4	225	So.		31	Jeremy Foster	6-3	205	So.
TB	5	Pierre Rembert*	6-0	220	Sr.	SS	28	James Temple***	6-0	210	Sr.
	2	Rafael Rice*	5-11	220	Jr.		30	Garry Roberts*	6-2	210	Jr.
HB	83	Dave Mordis**	6-3	270	Jr.	CB	25	Leon Kitrell***	5-9	165	Sr.
	35	Garin Harcar	5-11	255	RFr.		37	Jason Tate	5-11	175	Fr.
Specialists						K	36	Kevin Mazur*	5-10	195	So.
							19	Bobby Kelsey*	6-1	225	So.
						P	19	Bobby Kelsey*	6-1	225	So.
							36	Kevin Mazur*	5-10	195	So.

* asterisks indicate letters earned
Bold face indicates projected starter



ILLINOIS STATE STARTER NOTES**REDBIRD OFFENSE**

LT	66	Isaiah Wiggins** (Jr. • 6-3 • 290 • Chicago, Ill.)	Began playing the trumpet in elementary school and has been playing it for nine years.
LG	69	Joe Niklasch (So. • 6-4 • 280 • Hartland, Wis.)	An avid Packer fan who, during high school, worked as a janitor at local elementary school.
C	61	Jonathan St-Pierre (So. • 6-3 • 301 • Longueuil, Quebec)	A certified scuba diver who never had the time at Miami, but frequents the lakes of Quebec.
RG	75	Janiah Downing*** (Sr. • 6-3 • 310 • North Marion, Fla.)	The last three summers worked as a Preview guide, an orientation program for incoming ISU students.
RT	78	Brandon Joyce (Jr. • 6-5 • 310 • St. Charles, Mo.)	While in high school, appeared in the Sharpie commercial with Terrell Owens.
WR	81	Laurént Robinson*** (Sr. • 6-2 • 195 • Rockledge, Fla.)	For two years in high school, 10 people, all of which were family, lived in his four-bedroom house.
WR	4	Pierre Jackson** (Sr. • 6-1 • 175 • Chicago, Ill.)	Nicknamed "Jelly;" away from football likes to spend time with his 3-year-old daughter, Itali.
TE	47	Kedric Meredith* (So. • 6-3 • 260 • Peoria, Ill.)	For the last two years has been playing the bass guitar, but can't find the time to join a band.
QB	7	Luke Drone** (Jr. • 6-2 • 210 • Mt. Carmel, Ill.)	Selected for the 2006 NCAA Leadership Conference; 2006-07 SAAC Educational Outreach Coordinator.
RB	5	Pierre Rembert* (Sr. • 6-0 • 220 • Milwaukee, Wis.)	Eats McDonald's at least five times a week; favorite meal is a Big Mac with no pickles, no onions and extra sauce.
FB	83	Dave Mordis** (Jr. • 6-3 • 270 • Palos Park, Ill.)	Owns two dogs, a german shepherd and a shiba inu; enjoys riding around campus on his moped.

REDBIRD DEFENSE

DE	95	Ronnie Tate* (Sr. • 6-3 • 260 • Glendale, Ariz.)	Spent his summer working an internship with the Bloomington-Normal Sports Commission.
DT	73	Justin Martindale*** (Sr. • 6-2 • 255 • Wadsworth, Ill.)	Loves to play with toys which are built for speed; owns a jet ski, four-wheeler and a motorcycle.
DT	94	Jarek Thomas** (Jr. • 6-3 • 275 • Orlando, Fla.)	Enjoys cooking, especially soul food, including his favorite dish – BBQ ribs and pork chops.
DE	93	Adam Blankenship (So. • 6-2 • 245 • Tulsa, Okla.)	His father, Bill, was Denver Johnson's roommate in college and coached Justin Fuente at Union HS.
WLB	6	Kye Stewart** (Jr. • 6-0 • 205 • Nashville, Tenn.)	A certified scuba diver, he has dove throughout the state of Florida with his dad, who is also certified.
MLB	44	Niall Campbell*** (Sr. • 6-2 • 230 • Lemont, Ill.)	After college will be focusing on a career in physical therapy.
SLB	40	Cameron Siskowic*** (Sr. • 6-2 • 225 • San Diego, Calif.)	A six-year cancer survivor that grew up surfing, snow boarding and wake boarding.
CB	25	Leon Kittrell*** (Sr. • 5-9 • 165 • Oak Creek, Wis.)	A world-class drummer who plays in two bands on campus – Blue Print and Soft Spoken.
FS	9	Tom Nelson* (So. • 6-0 • 195 • Arlington Heights, Ill.)	Likes to spend his off-weekends golfing with his dad, and favorite course is Rolling Green Country Club.
SS	28	James Temple*** (Sr. • 6-0 • 210 • Savannah, Ga.)	Has been playing the acoustic guitar for over a year and enjoys playing allegro music.
CB	1	Jesse Caesar** (Jr. • 5-11 • 185 • Rockledge, Fla.)	An avid artist who likes to draw particularly in pencil or pen.

REDBIRD SPECIAL TEAMS

PK	36	Kevin Mazur* (Fr. • 5-10 • 195 • Mt. Prospect, Ill.)	Fired a 23-under-par on Tiger Woods 2007, a Playstation 2 game, during fall camp.
KO	19	Bobby Kelsey* (Fr. • 6-1 • 225 • Channahon, Ill.)	Worked out this summer with former ISU punter Mike McCabe and Florida's Urban Meyer, a former ISU assistant.
P	19	Bobby Kelsey* (Fr. • 6-1 • 225 • Channahon, Ill.)	Worked out this summer with former ISU punter Mike McCabe and Florida's Urban Meyer, a former ISU assistant.
LS	43	Jake Weber*** (Sr. • 6-2 • 233 • Peoria, Ill.)	Interned over the summer with PricewaterhouseCoopers.
HD	7	Luke Drone** (Jr. • 6-2 • 210 • Mt. Carmel, Ill.)	Selected for the 2006 NCAA Leadership Conference; 2006-07 SAAC Educational Outreach Coordinator.
KR	5	Pierre Rembert* (Sr. • 6-0 • 220 • Milwaukee, Wis.)	Eats McDonald's at least five times a week; favorite meal is a Big Mac with no pickles, no onions and extra sauce.
	9	Tom Nelson* (So. • 6-0 • 195 • Arlington Heights, Ill.)	Likes to spend his off-weekends golfing with his dad, and favorite course is Rolling Green Country Club.
PR	86	Jason Horton** (Jr. • 6-0 • 185 • Bolingbrook, Ill.)	Played ice hockey during the seventh and eighth grade.

ILLINOIS STATE'S ALPHABETICAL TRAVEL ROSTER

No.	Name	Pos.	Ht.	Wt.	Yr.	Hometown (Last School)
27	Alan Abrams	RB	6-0	205	Jr.	Orlando, Fla. (Mississippi)
93	Adam Blankenship	DL	6-2	245	So.	Tulsa, Okla. (Nebraska)
22	Geno Blow	RB	5-11	190	Fr.	Seabrook, Texas (Clear Lake)
12	Kevin Brockway*	QB	6-4	225	So.	Crystal Lake, Ill. (South)
1	Jesse Caesar**	DB	5-11	185	Jr.	Rockledge, Fla. (Rockledge)
44	Niall Campbell***	LB	6-2	230	Sr.	Lemont, Ill. (Chicago Mt. Carmel)
48	Pat Cucci*	LB	6-1	240	So.	Winter Springs, Fla. (Winter Springs)
75	Janiah Downing***	OL	6-3	310	Sr.	North Marion, Fla. (North Marion)
7	Luke Drone**	QB	6-2	210	Jr.	Mt. Carmel, Ill. (Mt. Carmel)
16	Preston Earl	QB	6-2	210	Fr.	Lincolnshire, Ill. (Stevenson)
3	Alex Filiin***	DL	6-4	220	Sr.	Skokie, Ill. (Niles West)
31	Jeremy Foster	DB	6-3	205	So.	Bloomington, Ill. (University)
35	Garin Harcar	RB	5-11	255	RFr.	Grand Ridge, Ill. (Ottawa)
34	Marques Hawkins*	LB	5-8	210	Sr.	Chandler, Ariz. (Phoenix College)
11	Kelvyn Hemphill	DB	6-2	175	Fr.	San Antonio, Texas (O'Connor)
86	Jason Horton**	WR	6-0	185	Jr.	Bolingbrook, Ill. (Neuqua Valley)
59	Bill Hronec**	LB	6-2	225	Jr.	Evergreen Park, Ill. (Chicago Mt. Carmel)
97	Kaschiev Hunter*	DL	6-2	290	So.	Marietta, Ga. (Harrison)
71	Jeff Huntzinger*	OL	6-3	285	Jr.	Tulsa, Okla. (Union)
4	Pierre Jackson**	WR	6-1	175	Sr.	Chicago, Ill. (Minnesota)
78	Brandon Joyce	OL	6-5	310	Jr.	St. Charles, Mo. (Indiana)
42	Jeremy Joynt	TE	6-3	255	Jr.	Emmetsburg, Iowa (Iowa Central CC)
84	Clint Keller	TE	6-3	250	Jr.	Lexington, Ky. (Paul Laurence Dunbar)
19	Bobby Kelsey*	K/P	6-1	225	So.	Channahon, Ill. (Providence Catholic)
25	Leon Kittrell***	DB	5-9	165	Sr.	Oak Creek, Wis. (Oak Creek)
23	Lamont Lagrone*	DB	5-10	175	Sr.	Houston, Texas (East Mississippi CC)
68	Erik Madsen	OL	6-3	285	So.	Bolingbrook, Ill. (Joliet Catholic)
73	Justin Martindale***	DL	6-2	255	Sr.	Wadsworth, Ill. (Warren Township)
36	Kevin Mazur*	K/P	5-10	195	So.	Mt. Prospect, Ill. (John Hersey)
85	Warren McCarty	WR	6-4	200	RFr.	Roscoe, Ill. (Hononegah)
47	Kedric Meredith*	FB	6-3	260	So.	Peoria, Ill. (Richwoods)
83	Dave Mordis**	TE	6-3	270	Jr.	Palos Park, Ill. (Stagg)
9	Tom Nelson*	DB	6-0	195	So.	Arlington Heights, Ill. (John Hersey)
69	Joe Niklasch*	OL	6-4	280	So.	Hartland, Wis. (Arrowhead)
80	Dan Passarelli**	WR	5-11	190	Jr.	Naperville, Ill. (Northern Illinois)
5	Pierre Rembert*	RB	6-0	220	Sr.	Milwaukee, Wis. (Michigan)
2	Rafael Rice*	RB	5-11	220	Jr.	Los Alamitos, Calif. (Fullerton JC)
30	Garry Roberts*	DB	6-2	210	Jr.	Edna, Texas (Edna)
81	Laurént Robinson***	WR	6-2	195	Sr.	Rockledge, Fla. (Rockledge)
10	Jake Rourke*	WR	6-3	185	So.	Chatham, Ill. (Glenwood)
90	Dan Simnick*	DL	6-2	260	Jr.	Naperville, Ill. (North)
40	Cameron Siskowic***	LB	6-2	225	Sr.	San Diego, Calif. (Washington St.)
45	Kyle Siskowic	LB	6-1	220	RFr.	San Diego, Calif. (Clairemont)
60	Tom Speer	DL	6-4	215	RFr.	Macomb, Ill. (Macomb)
65	Billy Speiser	OL	6-5	295	Jr.	Warrenton, Mo. (Iowa Central CC)
99	James Stevenson III*	DL	6-3	250	Jr.	Franklinville, N.J. (Illinois)
6	Kye Stewart**	LB	6-0	205	Jr.	Nashville, Tenn. (Pearl-Cohn)
61	Jonathan St-Pierre	OL	6-3	301	So.	Longueuil, Quebec (Miami (Fla.))
37	Jason Tate	DB	5-11	175	Fr.	Lake Mary, Fla. (Seminole)
95	Ronnie Tate*	DL	6-3	260	Sr.	Glendale, Ariz. (Glendale CC)
28	James Temple***	DB	6-0	210	Sr.	Savannah, Ga. (Savannah)
94	Jarek Thomas**	DL	6-3	275	Jr.	Orlando, Fla. (Edgewater)
43	Jake Weber***	LS	6-2	235	Sr.	Peoria, Ill. (Dunlap)
58	Mark Whitaker*	LB	6-1	210	Jr.	Moline, Ill. (Drake)
66	Isaiah Wiggins**	OL	6-3	290	Jr.	Chicago, Ill. (Prosser)
57	Brandon Wilson	DL	6-2	210	Fr.	San Antonio, Texas (John Jay)

NUMERICAL TRAVEL ROSTER

No.	Name	Pos.	No.	Name	Pos.
1	Jesse Caesar	DB	45	Kyle Siskowic	LB
2	Rafael Rice	RB	47	Kedric Meredith	FB
3	Alex Filiin	DL	48	Pat Cucci	LB
4	Pierre Jackson	WR	57	Brandon Wilson	DL
5	Pierre Rembert	RB	58	Mark Whitaker	LB
6	Kye Stewart	LB	59	Bill Hronec	LB
7	Luke Drone	QB	60	Tom Speer	DL
9	Tom Nelson	DB	61	Jonathan St-Pierre	OL
10	Jake Rourke	WR	65	Billy Speiser	OL
11	Kelvyn Hemphill	DB	66	Isaiah Wiggins	OL
12	Kevin Brockway	QB	68	Erik Madsen	OL
16	Preston Earl	QB	69	Joe Niklasch	OL
19	Bobby Kelsey	K/P	71	Jeff Huntzinger	OL
22	Geno Blow	RB	73	Justin Martindale	DL
23	Lamont Lagrone	DB	75	Janiah Downing	OL
25	Leon Kittrell	DB	78	Brandon Joyce	OL
27	Alan Abrams	RB	80	Dan Passarelli	WR
28	James Temple	DB	81	Laurént Robinson	WR
30	Garry Roberts	DB	83	Dave Mordis	TE
31	Jeremy Foster	DB	84	Clint Keller	TE
34	Marques Hawkins	LB	85	Warren McCarty	WR
35	Garin Harcar	FB	86	Jason Horton	WR
36	Kevin Mazur	K/P	90	Dan Simnick	DL
37	Jason Tate	DB	93	Adam Blankenship	DL
40	Cameron Siskowic	LB	94	Jarek Thomas	DL
42	Jeremy Joynt	TE	95	Ronnie Tate	DL
43	Jake Weber	LS	97	Kaschiev Hunter	DL
44	Niall Campbell	LB	99	James Stevenson	DL

PRONUNCIATIONS

Jesse Caesar	SEE-zahr
Niall Campbell	NILE
Pat Cucci	COO-chee
Luke Drone	rhymes with bone
Alex Filiin	FILL-in
Brent Gritton	GRIT-on
Garin Harcar	GARE-in HAR-car
Marques Hawkins	MAR-kuss
Bill Hronec	RON-ick
Kaschiev Hunter	ka-SHEEV
Muhammad Kahlun	ka-LOON
Greg Laffere	LA-fair
Lamont Lagrone	la-GROWN
Joe Niklasch	NICK-lash
Dan Passarelli	PASS-uh-rel-ee
Nick Passarelli	PASS-uh-rel-ee
Mike Piton	last name rhymes with "kitten"
Laurént Robinson	Loor-RAUNT
Cameron Siskowic	SIS-co-wick
Kyle Siskowic	SIS-co-wick

ILLINOIS STATE'S SERIES HISTORY AGAINST NORTHERN IOWA*Northern Iowa leads 14-8*

1972	16-Sep	24	14	H	W
1985	2-Nov	3	15	H	L
1986	22-Nov	13	22	A	L
1987	21-Nov	17	48	A	L
1988	15-Oct	7	34	H	L
1989	4-Nov	32	13	H	W
1990	6-Oct	0	31	A	L
1991	12-Oct	14	17	H	L
1992	3-Oct	14	41	A	L
1993	30-Oct	19	20	H	L
1994	22-Oct	17	24	A	L
1995	4-Nov	31	29	H	W
1996	12-Oct	10	47	A	L
1997	4-Oct	34	50	H	L
1998	10-Oct	38	23	A	W
1999	2-Oct	47	28	H	W
2000	30-Sep	28	34	A	L
2001	27-Oct	42	14	H	W
2002	26-Oct	31	20	A	W
2003	4-Oct	7	16	H	L
2004	13-Nov	14	41	A	L
2005	22-Oct	38	3	H	W

**Illinois State 38, #13 UNI 3**October 22, 2005 • Normal, Ill. • Hancock Stadium
Attendance: 12,626► **GAME SUMMARY****ISU Wins Second Straight, Defeats No. 13 UNI**

NORMAL, Ill. – After shocking the Gateway Football Conference by defeating then No. 1-ranked Southern Illinois 61-35 in Carbondale, last week, the Illinois State Redbirds made it two straight against ranked opponents by defeating No. 13 Northern Iowa 38-3 at Hancock Stadium on Saturday. It was the first time the Redbirds had defeated two straight ranked opponents since 2002, and the 'Birds did so in front of the season's largest crowd of 12,626 fans on Family Day.

The ISU offense came out firing in the first quarter, much like they did against Southern Illinois. On the first play from scrimmage, Luke Drone connected with Laurent Robinson on a 36-yard pass play, putting the Panthers on the defensive early in the game. The 'Birds continued to march down the field, with Brian Thompson capping off the nine play, 80-yard drive, with a 9-yard run to give the Redbirds the early lead, 6-0. Kevin Mazur missed the extra point attempt to keep the score at 6-0.

Drone added his third touchdown pass of the day early in the fourth quarter to give ISU a 31-3 lead. The eight play, 72-yard drive, resulted in Robinson's second touchdown reception of the day. The Drone to Robinson connection succeeded again on the next ISU possession for Drone's fourth touchdown pass and Robinson's third touchdown catch of the day, bringing the score to 38-3 with 11:07 left in the fourth quarter.

Northern Iowa was not able to get anything going on offense all day, with the Redbird defense allowing the Panthers just three points and recording a season-high nine sacks. Buck Buchanan candidate Brent Hawkins paced the defense with five sacks, while Siskowic added 2.5 sacks of his own.

Drone finished the game 22-for-28 for 321 yards and four touchdowns. Robinson ended his career day with 243 yards on 10 catches and scored three touchdowns and a two-point conversion.

► **SCORING SUMMARY**

SCOREBOARD	1	2	3	4	FINAL
Northern Iowa (4-3)	0	0	3	0	3
ILLINOIS STATE (5-3)	14	7	3	14	38

FIRST QUARTER

ILS – Thompson 9-yard run (Mazur kick failed), 11:23

ILS – Borzick 4-yard pass from Drone (Robinson pass from Drone), 6:36

SECOND QUARTER

ILS – Robinson 46-yard pass from Drone (Mazur kick), 10:09

THIRD QUARTER

UNI – Wingert 32-yard field goal, 12:27

ILS – Mazur 21-yard field goal, 9:49

FOURTH QUARTER

ILS – Robinson 9-yard pass from Drone (Mazur kick), 14:16

ILS – Robinson 25-yard pass from Drone (Mazur kick), 11:07

► **TEAM STATISTICS**

	UNI	ILS
First Downs	16	22
Rushing Attempts-Yards	35-81	41-104
Passing	20-29-1	22-28-0
Passing Yards	222	321
Total Offense	303	425
Fumbles-Lost	1-1	1-0
Penalties-Yards	7-58	3-14
Time of Possession	29:45	30:15

► **INDIVIDUAL STATISTICS**

RUSHING: (ILS) – R. Rice 17-52, Thompson 6-25, Rembert 5-20, Borzick 2-5, Drone 6-4, Brockway 1-1, Horton 1-0, Kpandeyenge 3(-3). (UNI) – Hill 19-35, Freeney 9-26, Horne 6-21.

PASSING: (ILS) – Drone 22-28-0-321. (UNI) – Hill 20-29-1-222.

RECEIVING: (ILS) – Robinson 10-243, Mordis 4-20, Horton 3-30, Jackson 2-20, Thompson 1-6, Borzick 1-4, R. Rice 1(-2). (UNI) – Lindgren 8-92, Goodwin 4-21, Cutright 3-71, Surrency 2-23, Bradley 1-8, Horne 1-7, Freeney 1-0.

TACKLE LEADERS: (ILS) – Siskowic 8-5-13, Stewart 8-2-10, Campbell 3-7-10, Hawkins 6-3-9. (UNI) – Varner 11-4-15, Koebocke 2-9-11, Schratz 6-2-8, Parsons 4-4-8.

2006 GATEWAY STANDINGS

	GATEWAY			OVERALL		
	W	L	PCT	W	L	PCT
Youngstown State	6	1	.857	9	2	.818
Illinois State	5	1	.833	8	2	.800
Northern Iowa	4	2	.667	6	4	.600
Southern Illinois	4	3	.571	7	3	.700
Western Kentucky	4	3	.571	5	5	.500
Western Illinois	2	5	.286	5	6	.455
Missouri State	1	6	.143	2	9	.182
Indiana State	1	6	.143	1	10	.091

2006 PRESEASON POLL

1. Northern Iowa (22)	239
2. Youngstown State (7)	208
3. Illinois State (2)	190
4. Southern Illinois	160
5. Western Kentucky (1)	141
6. Western Illinois	103
7. Missouri State	79
8. Indiana State	32

SCHOLAR-BALLER™

During the 2006 season, the players listed on the left will wear the patch (shown below) on their uniform to signify their scholar baller™ status.

ISU's 2005-06 Scholar Ballers™ (2.75 GPA or higher)

Chance Allard #	Brian Arndt \$
Tristian Borzick \$	Mike Brewer
Kevin Brockway	Mike Calegari #
Niall Campbell	Brennan Carroll
Stephen Carroll #	Wally Cirafesi
Montel Conner \$	Graham Corcoran #
Pat Cucci	Stafford Davis \$
Jonathan Denley	Janiah Downing
Luke Drone \$	Greg Faulkner #
Alex Filin	Eric Follmer
Barry Hartman	Marcus Hayden
Osrice Hayes #	Bill Hronec \$
Pierre Jackson \$	Kurt James
Muhammad Kahlun \$	Kyle Korth \$
Ansu Kpandeyenge #	Kevin Kreger
Anthony Kummer	Keith Lesniak #
Jonathan Lyon	Justin Martindale
Warren McCarty	Kedric Meredith
Matt Miglin	Tom Nelson#
Joe Niklasch	Nick Passarelli #
Jeremy Redic #	Rafael Rice
Laurént Robinson	William Rolle
Eyad Salem #	Dan Simnick
Cameron Siskowic \$	Kyle Siskowic \$
Babatunde Soyebó #	Mike Stegeman
Kye Stewart #	James Temple #
Jarek Thomas	Ryan Thorne #
Robert Tomei #	Tom Walters #
Jake Weber #	Dan Weiner #
Bert Whigham #	Mark Whitaker
Isaiah Wiggins	Sam Yeargin \$

indicates Spring 2006 only member; \$ indicates Fall 2005 only member

**2006 ILLINOIS STATE TEAM STATISTICS**

TEAM STATISTICS	ISU	OPP			
SCORING	305	183			
Points Per Game	30.5	18.3			
FIRST DOWNS	202	184			
Rushing	97	88			
Passing	93	90			
Penalty	12	6			
RUSHING YARDAGE	1630	1395			
Yards gained rushing	1865	1544			
Yards lost rushing	235	149			
Rushing Attempts	402	346			
Average Per Rush	4.1	4.0			
Average Per Game	163.0	139.5			
TDs Rushing	21	10			
PASSING YARDAGE	2337	2063			
Att-Comp-Int	260-152-3	300-172-14			
Average Per Pass	9.0	6.9			
Average Per Catch	15.4	12.0			
Average Per Game	233.7	206.3			
TDs Passing	18	10			
TOTAL OFFENSE	3967	3458			
Total Plays	662	646			
Average Per Play	6.0	5.4			
Average Per Game	396.7	345.8			
KICK RETURNS: #-YARDS	30-595	43-855			
PUNT RETURNS: #-YARDS	13-91	11-128			
INT RETURNS: #-YARDS	14-188	3-12			
KICK RETURN AVERAGE	19.8	19.9			
PUNT RETURN AVERAGE	7.0	11.6			
INT RETURN AVERAGE	13.4	4.0			
FUMBLES-LOST	6-3	11-4			
PENALTIES-YARDS	48-418	52-456			
Average Per Game	41.8	45.6			
PUNTS-YARDS	36-1416	39-1386			
Average Per Punt	39.3	35.5			
Net punt average	33.0	32.2			
TIME OF POSSESSION/GAME	30:17	29:39			
3RD-DOWN CONVERSIONS	68/137	58/134			
3rd-Down Pct	50%	43%			
4TH-DOWN CONVERSIONS	7/13	8/20			
4th-Down Pct	54%	40%			
SACKS BY-YARDS	15-79	12-69			
MISC YARDS	0	0			
TOUCHDOWNS SCORED	40	22			
FIELD GOALS-ATTEMPTS	10-17	10-15			
ON-SIDE KICKS	0-1	0-1			
RED-ZONE SCORES	35-42 83%	19-29 66%			
RED-ZONE TOUCHDOWNS	26-42 62%	12-29 41%			
PAT-ATTEMPTS	35-37 95%	17-20 85%			
ATTENDANCE	64021	68206			
Games/Avg Per Game	5/12804	5/13641			
Neutral Site Games		0/0			
SCORE BY QUARTERS	1st	2nd	3rd	4th	Total
Illinois State	48	95	78	84	305
Opponents	36	63	45	39	183

2006 ILLINOIS STATE INDIVIDUAL STATISTICS

RUSHING G Att Gain Loss Net Avg TD Long Avg/G
Rembert,Pierre 10 266 1353 56 1297 4.9 13 56 129.7
Rice,Rafael 10 58 307 11 296 5.1 5 24 29.6
Blow,Geno 5 19 97 3 94 4.9 0 39 18.8
Abrams,Alan 7 3 17 0 17 5.7 0 11 2.4
Robinson,Laurent 6 1 5 0 5 5.0 0 5 0.8
Horton,Jason 10 1 0 5 -5 -0.0 0 0 -0.5
Drone,Luke 10 41 86 94 -8 -0.2 3 11 -0.8
TEAM 7 13 0 66 -66 -5.1 0 0 -9.4
Total..... 10 402 1865 235 1630 4.1 21 56 163.0
Opponents..... 10 346 1544 149 1395 4.0 10 37 139.5

PASSING G Effic Att-Cmp-Int Pct Yds TD Lng Avg/G
Drone,Luke 10 154.50 152-260-3 58.5 2337 18 90 233.7
Total..... 10 154.50 152-260-3 58.5 2337 18 90 233.7
Opponents..... 10 116.76 172-300-14 57.3 2063 10 75 206.3

RECEIVING G No. Yds Avg TD Long Avg/G
Jackson,Pierre 10 41 735 17.9 6 70 73.5
Robinson,Laurent 6 26 484 18.6 5 90 80.7
Horton,Jason 10 25 399 16.0 2 68 39.9
Passarelli,Dan 10 13 165 12.7 1 36 16.5
Mordis,Dave 10 13 117 9.0 1 22 11.7
Rourke,Jake 10 12 313 26.1 1 61 31.3
Rembert,Pierre 10 11 46 4.2 0 16 4.6
Meredith,Kedric 10 4 42 10.5 0 19 4.2
Rice,Rafael 10 3 21 7.0 0 14 2.1
Harcar,Garin 8 3 6 2.0 2 4 0.8
Kempe,Drew 1 1 9 9.0 0 9 9.0
Total..... 10 152 2337 15.4 18 90 233.7
Opponents..... 10 172 2063 12.0 10 75 206.3

PUNT RETURNS No. Yds Avg TD Long
Horton,Jason 12 81 6.8 0 32
Passarelli,Dan 1 10 10.0 0 10
Total..... 13 91 7.0 0 32
Opponents..... 11 128 11.6 1 81

INTERCEPTIONS No. Yds Avg TD Long
Nelson,Tom 4 63 15.8 0 34
Siskowic,Cameron 2 2 1.0 0 1
Thomas,Jarek 2 29 14.5 1 28
Temple,James 2 32 16.0 0 32
Kittrell,Leon 1 26 26.0 0 26
Tate,Jason 1 12 12.0 0 7
Campbell,Niall 1 24 24.0 0 24
Caesar,Jesse 1 0 0.0 0 0
Total..... 14 188 13.4 1 34
Opponents..... 3 12 4.0 0 12

KICK RETURNS No. Yds Avg TD Long
Nelson,Tom 17 361 21.2 0 39
Horton,Jason 8 141 17.6 0 29
Rembert,Pierre 4 76 19.0 0 32
Passarelli,Dan 1 17 17.0 0 17
Total..... 30 595 19.8 0 39
Opponents..... 43 855 19.9 0 49

FUMBLE RETURNS No. Yds Avg TD Long
Caesar,Jesse 1 33 33.0 0 33
Total..... 1 33 33.0 0 33
Opponents..... 1 9 9.0 1 9

SCORING TD FGs Kick Rush Rcv Pass DXP Saf Points
Rembert,Pierre 13 0-0 0-0 0-1 0 0-0 0 0 78
Mazur,Kevin 0 10-16 35-37 0-0 0 0-0 0 0 65
Jackson,Pierre 6 0-0 0-0 0-0 0 0-0 0 0 36
Rice,Rafael 5 0-0 0-0 0-0 0 0-0 0 0 30
Robinson,Laurent 5 0-0 0-0 0-0 0 0-0 0 0 30
Drone,Luke 3 0-0 0-0 0-1 0 0-1 0 0 18
Harcar,Garin 2 0-0 0-0 0-0 0 0-0 0 0 12
Horton,Jason 2 0-0 0-0 0-0 0 0-0 0 0 12
Mordis,Dave 1 0-0 0-0 0-0 0 0-0 0 0 6
Passarelli,Dan 1 0-0 0-0 0-0 0 0-0 0 0 6
Rourke,Jake 1 0-0 0-0 0-0 0 0-0 0 0 6
Thomas,Jarek 1 0-0 0-0 0-0 0 0-0 0 0 6
Kelsey,Bobby 0 0-1 0-0 0-0 0 0-0 0 0 0
Total..... 40 10-17 35-37 0-2 0 0-1 0 0 305
Opponents..... 22 10-15 17-20 0-0 2 2-2 0 0 183

TOTAL OFFENSE G Plays Rush Pass Total Avg/G
Drone,Luke 10 301 -8 2337 2329 232.9
Rembert,Pierre 10 266 1297 0 1297 129.7
Rice,Rafael 10 58 296 0 296 29.6
Blow,Geno 5 19 94 0 94 18.8
Abrams,Alan 7 3 17 0 17 2.4
Robinson,Laurent 6 1 5 0 5 0.8
Horton,Jason 10 1 -5 0 -5 -0.5
TEAM 7 13 -66 0 -66 -9.4
Total..... 10 662 1630 2337 3967 396.7
Opponents..... 10 646 1395 2063 3458 345.8

FIELD GOALS FGM-FGA Pct 01-19 20-29 30-39 40-49 50-99 Lg Blk
Mazur,Kevin 10-16 62.5 1-1 6-8 3-5 0-1 0-1 37 1
Kelsey,Bobby 0-1 0.0 0-0 0-0 0-0 0-1 0-0 0 0

FG SEQUENCE Illinois State OPPONENTS
Kansas State (35) 38,(52),(41),(30)
Central Arkansas 49,(23),(25),37,(20),(35) (31)
Eastern Illinois (24) (33)
Murray State 50 -
Western Kentucky - (37),(29),19
Southern Illinois (19),29 (38)
Western Illinois (37),(20),29 52,51
Youngstown State -
Missouri State 36,(24) -
Indiana State 41 36,(40),(40)
Numbers in (parentheses) indicate field goal was made.

PUNTING No. Yds Avg Long TB FC I20 Blkd
Kelsey,Bobby 36 1416 39.3 60 5 8 12 0
Total..... 36 1416 39.3 60 5 8 12 0
Opponents..... 39 1386 35.5 50 2 6 12 0

KICKOFFS No. Yds Avg TB OB Retn Net YdLn
Kelsey,Bobby 59 3488 59.1 14 1 855 39.9 25
Total..... 59 3488 59.1 14 1 855 39.9 25
Opponents..... 41 2359 57.5 7 1 595 39.6 25

ALL PURPOSE G Rush Rec PR KOR IR Tot Avg/G
Rembert,Pierre 10 1297 46 0 76 0 1419 141.9
Jackson,Pierre 10 0 735 0 0 0 735 73.5
Horton,Jason 10 -5 399 81 141 0 616 61.6
Robinson,Laurent 6 5 484 0 0 0 489 81.5
Nelson,Tom 10 0 0 0 361 63 424 42.4
Rice,Rafael 10 296 21 0 0 0 317 31.7
Rourke,Jake 10 0 313 0 0 0 313 31.3
Passarelli,Dan 10 0 165 10 17 0 192 19.2
Mordis,Dave 10 0 117 0 0 0 117 11.7
Blow,Geno 5 94 0 0 0 0 94 18.8
Meredith,Kedric 10 0 42 0 0 0 42 4.2
Temple,James 10 0 0 0 0 32 32 3.2
Thomas,Jarek 10 0 0 0 0 29 29 2.9
Kittrell,Leon 10 0 0 0 0 26 26 2.6
Campbell,Niall 10 0 0 0 0 24 24 2.4
Abrams,Alan 7 17 0 0 0 0 17 2.4
Tate,Jason 10 0 0 0 0 12 12 1.2
Kempe,Drew 1 0 9 0 0 0 9 9.0
Harcar,Garin 8 0 6 0 0 0 6 0.8
Siskowic,Cameron 10 0 0 0 0 2 2 0.2
Drone,Luke 10 -8 0 0 0 0 -8 -0.8
TEAM 7 -66 0 0 0 0 -66 -9.4
Total..... 10 1630 2337 91 595 188 4841 484.1
Opponents..... 10 1395 2063 128 855 12 4453 445.3

2006 ILLINOIS STATE DEFENSIVE STATISTICS

DEFENSIVE LEADERS	GP	TACKLES				SACKS		PASS DEF			FUMBLES		BLKD	
		SOLO	AST	TOTAL	TFL/YDS	NO-YARDS	INT-YDS	BRUP	QBH	RCV-YDS	FF	KICK	SAF	
40 Siskowic,Cameron	10	56	69	125	5.0-9	2.0-2	2-2	1	2	.	2	.	.	
6 Stewart,Kye	9	49	63	112	9.5-30	2.0-16	.	2	1	
44 Campbell,Niall	10	36	44	80	3.5-4	.	1-24	5	1	.	2	.	.	
28 Temple,James	10	30	20	50	.	.	2-32	6	.	.	1	.	.	
1 Caesar,Jesse	10	32	13	45	1.0-2	.	1-0	3	2	2-33	.	.	.	
25 Kittrell,Leon	10	22	18	40	.	.	1-26	5	
9 Nelson,Tom	10	13	24	37	1.0-1	.	4-63	9	
73 Martindale,Justin	10	13	20	33	5.0-20	1.5-7	.	.	3	.	1	.	.	
94 Thomas,Jarek	10	14	16	30	5.5-11	1.0-1	2-29	.	4	
95 Tate,Ronnie	10	16	12	28	6.5-34	3.0-26	.	4	7	1-0	1	.	.	
3 Filin,Alex	10	14	9	23	6.0-16	4.0-13	.	.	1	.	1	.	.	
37 Tate,Jason	10	10	5	15	1.0-3	.	1-12	
34 Hawkins,Marques	8	5	9	14	
99 Stevenson,James	10	3	10	13	0.5-1	0.5-1	.	.	2	
97 Hunter,Kaschiev	8	2	11	13	
93 Blankenship,Adam	10	5	5	10	2.5-17	1.0-13	.	.	1	
30 Roberts,Garry	10	5	4	9	
59 Hronec,Bill	9	4	3	7	1.0-2	
90 Simnick,Dan	10	2	5	7	1.0-1	1-0	.	1	.	
58 Whitaker,Mark	9	2	4	6	
19 Kelsey,Bobby	10	4	1	5	
57 Wilson,Brandon	8	1	3	4	
23 Lagrone,Lamont	5	2	1	3	
31 Foster,Jeremy	4	1	2	3	
48 Cucci,Pat	9	2	1	3	
4 Jackson,Pierre	10	1	1	2	
51 Carroll,Brennan	3	1	1	2	
83 Mordis,Dave	10	2	.	2	
43 Weber,Jake	9	.	1	1	
Total.....	10	347	375	722	49-151	15-79	14-188	35	24	4-33	8	1	.	
Opponents.....	10	374	328	702	57.0-201	12-69	3-12	41	15	3-9	5	1	.	



2006 GAME-BY-GAME INDIVIDUAL STATISTICS

Rushing (Att.-Yds.-TD)						
Opp.	Abrams	Blow	C. Rice	R. Rice	Drone	Rembert
at Kansas St.	dnp	dnp	dnp	0-0-0	4-(-17)-0	29-105-0
C. Arkansas	0-0-0	0-0-0	dnp	7-30-0	2-1-0	27-139-0
E. Illinois	dnp	3-3-0	dnp	5-45-1	4-20-0	24-105-2
at Murray St.	0-0-0	1-0-0	dnp	8-15-0	6-(-11)-0	39-184-2
at Western Ky.	0-0-0	dnp	dnp	7-26-1	6-2-0	26-142-2
S. Illinois	3-17-0	5-22-0	dnp	12-53-2	2-(-2)-0	19-137-1
at W. Illinois	0-0-0	dnp	dnp	6-29-0	6-7-0	39-230-2
Y'stown St.	0-0-0	dnp	dnp	3-17-0	6-(-10)-0	14-11-1
Missouri St.	0-0-0	10-69-0	dnp	6-39-0	2-6-1	22-112-3
at Indiana St.	0-0-0	dnp	dnp	4-42-1	3-(-4)-1	27-132-0
at N. Iowa						


Passing (Comp.-Att.-Int.-Yds.-TD)			
Opp.	Brockway	Drone	Earl
at Kansas St.	dnp	24-38-1-253-3	dnp
C. Arkansas	dnp	16-38-0-228-1	dnp
E. Illinois	dnp	17-26-0-288-3	dnp
at Murray St.	dnp	10-20-2-159-2	dnp
at Western Ky.	dnp	12-17-0-204-1	dnp
S. Illinois	dnp	14-18-0-280-2	dnp
at W. Illinois	dnp	14-20-0-179-1	dnp
Y'stown St.	dnp	10-31-0-143-0	dnp
Missouri St.	0-0-0-0-0	19-26-0-305-1	dnp
at Indiana St.	dnp	16-26-0-298-4	dnp
at N. Iowa			

Kicking Stats						
Opp.	Kelsey			Mazur		
	FG	FG Seq.	PAT	FG	FG Seq.	PAT
at Kansas St.	0-0		0-0	1-1	(35)	2-2
C. Arkansas	0-1	49	0-0	4-5	(23), (25), 37, (20), (35)	0-0
E. Illinois	0-0		0-0	1-1	(24)	5-5
at Murray St.	0-0		0-0	0-1	50	5-5
at Western Ky.	0-0		0-0	0-0		4-4
S. Illinois	0-0		0-0	1-2	(19), 29	4-5
at W. Illinois	0-0		0-0	2-3	(37), (20), 29	3-3
Y'stown St.	0-0		0-0	0-0		1-2
Missouri St.	0-0		0-0	1-2	36, (24)	5-5
at Indiana St.	0-0		0-0	0-1	41	6-6
at N. Iowa						

Punting					
Kelsey	(No.-Avg.-Long)	50+	1-20	1-10	1-5
at Kansas St.	4-36.0-39	0	1	1	0
C. Arkansas	6-37.5-46	0	2	2	1
E. Illinois	3-37.0-39	0	1	0	0
at Murray St.	3-34.7-43	0	2	0	0
at Western Ky.	3-45.3-48	0	1	1	1
S. Illinois	2-48.0-60	1	0	0	0
at W. Illinois	3-37.7-42	0	2	0	0
Y'stown St.	7-43.6-59	1	3	2	0
Missouri St.	1-25.0-25	0	0	0	0
at Indiana St.	4-39.2-45	0	0	0	0
at N. Iowa					

Receivers (Rec.-Yards.-TD)											
	KSU	UCA	EIU	Murray	WKU	SIU	WIU	YSU	MSU	INS	UNI
Horton	3-21-0	4-31-0	3-77-1	0-0-0	1-5-0	4-120-1	3-34-0	0-0-0	5-72-0	2-39-0	
Jackson	3-88-1	9-113-0	6-132-2	3-31-0	2-47-0	5-113-1	3-44-0	2-34-0	3-48-0	5-85-2	
Mordis	4-31-0	1-18-0	0-0-0	0-0-0	2-14-0	1-0-0	1-15-1	1-22-0	2-12-0	1-5-0	
Passarelli, D.	0-0-0	0-0-0	4-23-0	0-0-0	2-41-0	0-0-0	1-12-0	3-49-0	3-40-1	0-0-0	
Robinson	9-77-2	inj	inj	6-121-2	2-48-0	1-23-0	inj	inj	2-46-0	6-169-1	
Rourke	1-24-0	2-66-1	2-53-0	1-7-0	1-36-0	1-16-0	1-34-0	1-23-0	2-54-0	0-0-0	

Defense (UT-AT-TT-TFL-FR-I-PBU-S)											
	KSU	UCA	EIU	Murray	WKU	SIU	WIU	YSU	MSU	INS	UNI
Blankenship	0-1-1-0-0-0-0	0-0-0-0-0-0-0	0-0-0-0-0-0-0	1-0-1-1-0-0-1	0-0-0-0-0-0-0	0-0-0-0-0-0-0	0-1-0-0-0-0-0	2-0-2-0-0-0-0	1-0-1-1-0-0-0	1-3-4-0-5-0-0-0	
Caesar	1-0-1-0-0-0-0	3-1-4-0-0-0-0	6-5-11-0-0-1-0	6-0-6-0-0-0-1	2-0-2-0-0-0-1	0-2-2-0-1-0-0-0	5-1-6-0-0-0-0	4-2-6-1-0-0-0	4-2-6-0-1-0-1	1-0-1-0-0-0-0	
Campbell	3-3-6-1-5-0-0-0	4-5-9-1-0-0-2	5-6-11-0-0-0-0	3-0-3-0-0-0-0	5-7-12-1-0-0-0	2-4-6-0-0-0-1	1-5-6-0-0-1-1	2-9-11-0-0-0-0	4-1-5-0-0-0-0	7-4-11-0-0-0-1	
Filin	0-0-0-0-0-0-0	3-0-3-2-0-0-0-1	3-3-6-2-0-0-0-1	2-0-2-2-0-0-0-1	2-1-2-1-0-0-0-1	2-1-3-0-0-0-0-0	0-1-0-0-0-0-0-0	2-2-4-0-0-0-0-0	1-1-2-0-0-0-0-0	0-0-0-0-0-0-0-0	
Hawkins	1-0-1-0-0-0-0	dnp	1-7-8-0-0-0-0	0-0-0-0-0-0-0	1-0-1-0-0-0-0	1-2-3-0-0-0-0	0-0-0-0-0-0-0	1-0-1-0-0-0-0	0-0-0-0-0-0-0	0-0-0-0-0-0-0	
Hronec	3-0-3-1-0-0-0	0-1-1-0-0-0-0	1-0-1-0-0-0-0	0-0-0-0-0-0-0	0-0-0-0-0-0-0	0-0-0-0-0-0-0	0-0-0-0-0-0-0	0-1-1-0-0-0-0	0-1-1-0-0-0-0	0-0-0-0-0-0-0	
Kittrell	2-3-5-0-0-0-1	4-1-5-0-0-0-0	1-2-3-0-0-0-0	3-0-3-0-0-1-1	2-3-5-0-0-0-2	2-2-4-0-0-0-0	0-3-3-0-0-0-0	0-0-0-0-0-0-0	3-3-6-0-0-0-1	5-1-6-0-0-0-0	
Martindale	1-1-2-0-0-0-0	2-2-4-2-5-0-0-1	1-2-3-0-0-0-0	0-0-0-0-0-0-0	2-2-4-0-0-0-0	4-2-6-1-0-0-0	0-1-1-0-0-0-0	0-4-4-0-0-0-0	0-3-3-0-0-0-0	3-3-6-1-5-0-0-0-5	
Nelson	0-0-0-0-2-1-0	1-1-2-0-0-1-1	1-1-2-0-0-0-1	0-0-0-0-0-0-0	2-7-9-0-0-0-0	2-5-7-1-0-0-0	0-3-3-0-0-1-3	2-2-4-0-0-0-0	2-0-2-0-0-0-2	4-4-8-0-0-0-1	
Simmick	0-1-1-0-0-0-0	0-0-0-0-0-0-0	1-0-1-1-0-0-0	0-0-0-0-0-0-0	0-0-0-0-0-0-0	1-2-3-0-0-0-0	0-1-1-0-0-0-0	0-1-1-0-0-0-0	0-0-0-0-0-0-0	0-0-0-0-0-0-0	
Siskowic, C.	8-7-15-1-0-0-1	2-6-8-2-5-0-0-0	7-15-22-0-0-0-0	5-0-5-0-0-1-0	5-5-10-0-0-0-0	6-6-12-0-0-1-0	2-9-11-1-0-0-1	7-8-15-0-0-0-0	10-6-16-0-5-0-0-0	4-7-11-0-0-0-1	
Stevenson	0-0-0-0-0-0-0	0-0-0-0-0-0-0	0-1-1-0-0-0-0	1-0-1-0-0-0-0	0-2-2-0-0-0-0	1-0-1-0-0-0-0	0-2-2-0-0-0-0	1-3-4-0-0-0-0	0-1-1-0-0-0-0	0-1-1-0-5-0-0-0-5	
Stewart	8-5-13-2-5-0-0-1	9-5-14-0-5-0-0-0	inj	7-2-9-0-5-0-0-0	2-10-12-1-0-0-0	7-10-17-1-0-0-1	4-8-12-2-0-0-1	4-9-13-1-0-0-0	3-8-11-1-5-0-0-0	5-6-11-0-0-0-1	
Tate, J.	0-0-0-0-0-0-0	3-0-3-0-0-0-0	1-2-3-0-0-1-0	2-0-2-1-0-0-0	0-0-0-0-0-0-0	0-0-0-0-0-0-0	1-0-1-0-0-0-0	2-1-3-0-0-0-0	0-1-1-0-0-0-0	1-1-2-0-0-0-0	
Tate, R.	2-0-2-0-0-0-2	2-2-4-1-5-0-0-1	0-1-1-0-0-0-0	4-0-4-1-1-0-0-1	2-0-2-1-0-0-0-1	0-0-0-0-0-0-0	2-1-3-1-0-0-0-1	0-1-1-0-0-0-0	0-1-1-0-0-0-0	4-6-10-2-0-0-0	
Temple	1-2-3-0-0-0-0	1-0-1-0-0-0-2	1-7-8-0-0-1-0	0-1-1-0-0-0-0	2-2-4-0-0-0-0	4-1-5-0-0-0-1	3-2-5-0-0-0-1	8-1-9-0-0-0-0	5-3-8-0-0-1-0	5-1-6-0-0-0-1	
Thomas	2-1-3-0-0-0-0	3-2-5-3-0-1-0-1	3-0-3-0-0-0-0	1-1-2-1-5-0-0-0	2-0-2-0-0-0-0	1-1-2-0-0-0-0	1-4-5-1-0-0-0	0-4-4-0-0-0-0	0-1-1-0-0-0-0	1-2-3-0-5-0-0-0	



REDBIRD CAPTAINS

Game	Redbird Captains
at Kansas St.	Campbell, Drone, Robinson, Temple
C. Arkansas	Kittrell, Martindale, R. Tate, Rembert
E. Illinois	Hawkins, Jackson, Martindale, Weber
at Murray St.	Campbell, Drone, Jackson, C. Siskowic
at Western Ky.	Campbell, Rembert, C. Siskowic, Temple
S. Illinois	Campbell, Drone, Jackson, Martindale
at W. Illinois	Campbell, Drone, Jackson, Temple
Y'stown St.	Downing, Drone, Kittrell, C. Siskowic
Missouri St.	Campbell, Robinson, C. Siskowic, Temple
at Indiana St.	Campbell, Drone, Rembert, Temple
at N. Iowa	

GFC PLAYERS OF THE WEEK

OFFENSE

Sept. 4 - Laurént Robinson (WR - 9 rec., 77 yds., 2 TDs)
 Sept. 24 - Pierre Rembert (RB - 184 yards, 2 TDs, 39 att.)

DEFENSE

Sept. 10 - Kye Stewart (LB - 14 tackles, 9 solo and .5 TFL)
 Sept. 17 - Cameron Siskowic (LB - 22 tackles, 1 FF, 1 QBH)
 Oct. 15 - Kye Stewart (LB - 17 tackles, 7 solo, 1 sack)
 Nov. 5 - Cameron Siskowic (LB - 16 tackles, 10 UT, 1 FF)

SPECIAL TEAMS

Sept. 10 - Kevin Mazur (K - 4 FGs from 23, 25, 20, 35)

OFFENSIVE LINE

Sept. 26 - Isaiah Wiggins (LT - 12 KDs, 0 Sacks, 87%)

NATIONAL PLAYERS OF THE WEEK

TSN DEFENSIVE PLAYER OF THE WEEK

Sept. 18 - Cameron Siskowic (LB - 22 tackles, 1 FF, 1 QBH)

I-AA.org ALL-STAR


Sept. 18 - Cameron Siskowic (LB - 22 tackles, 1 FF, 1 QBH)
 Oct. 16 - Kye Stewart (LB - 17 tackles, 7 solo, 1 sack)

FOOTBALL GAZETTE PLAYER OF THE WEEK

Sept. 18 - Cameron Siskowic (LB - 22 tackles, 1 FF, 1 QBH)
 Oct. 19 - Kye Stewart (LB - 17 tackles, 7 solo, 1 sack)

2006 PLAYER PARTICIPATION

	KSU	UCA	EIU	Murray	WKU	SIU	WIU	YSU	MSU	INS	UNI
Abrams, Alan	dnp	x	dnp	x	x	x	x	x	x	x	
Blankenship, Adam	x	x	x	x	x	x	x	S-DE	S-DE	S-DE	
Blow, Geno	dnp	x	x	x	dnp	x	dnp	dnp	x	dnp	
Bradbury, Brandon	dnp	x	inj	inj	inj	inj	inj	inj	inj	inj	
Caesar, Jesse	S-CB	S-CB	S-CB	S-CB	S-CB	S-CB	S-CB	S-CB	S-CB	S-CB	
Campbell, Niall	x	S-MLB	S-MLB	S-MLB	S-MLB	S-MLB	S-MLB	S-MLB	S-MLB	S-MLB	
Carroll, Brennan	dnp	x	x	x	dnp	dnp	dnp	dnp	dnp	dnp	
Cucci, Pat	S-SLB	x	x	x	x	x	x	x	x	x	
Downing, Janiah	S-RG	S-RG	S-RG	S-RG	S-RG	S-RG	S-RG	S-RG	S-RG	S-RG	
Drone, Luke	S-QB	S-QB	S-QB	S-QB	S-QB	S-QB	S-QB	S-QB	S-QB	S-QB	
Filin, Alex	x	x	x	x	x	S-DE	S-DE	x	x	x	
Harcar, Garin	x	x	x	x	x	x	x	dnp	x	x	
Hawkins, Marques	x	dnp	S-WLB	x	x	x	x	x	x	x	
Horton, Jason	x	S-WR	S-WR	x	x	x	x	S-WR	S-WR	x	
Hronec, Bill	S-MLB	x	x	x	x	x	x	x	x	x	
Hunter, Kaschiev	dnp	x	x	dnp	x	x	x	S-DT	S-DT	x	
Huntzinger, Jeff	dnp	dnp	x	dnp	dnp	dnp	dnp	dnp	dnp	dnp	
Jackson, Pierre	S-WR	S-WR	S-WR	S-WR	S-WR	S-WR	S-WR	S-WR	S-WR	S-WR	
Joyce, Brandon	dnp	x	S-RT	S-RT	S-RT	S-RT	S-RT	S-RT	S-RT	S-RT	
Joynt, Jeremy	x	x	S-TE	S-TE	x	x	x	x	x	dnp	
Keller, Clint	x	x	x	x	x	x	x	dnp	x	x	
Kelsey, Bobby	x	x	x	x	x	x	x	x	x	x	
Kittrell, Leon	S-CB	S-CB	S-CB	S-CB	S-CB	S-CB	S-CB	S-CB	S-CB	S-CB	
Lagrone, Lamont	dnp	x	dnp	x	x	x	dnp	dnp	x	x	
Lyon, Jonathan	S-RT	S-RT	inj	inj	inj	inj	inj	inj	inj	inj	
Madsen, Erik	S-C	S-C	S-C	S-C	dnp	dnp	dnp	dnp	x	dnp	
Martindale, Justin	S-DT	S-DT	S-DT	S-DT	S-DT	S-DE	S-DE	S-DE	S-DE	S-DT	
Mazur, Kevin	x	x	x	x	x	x	x	x	x	x	
McCarty, Warren	dnp	x	dnp	x	x	x	dnp	dnp	x	dnp	
Meredith, Kedric	S-TE	S-TE	x	x	S-TE	S-TE	S-TE	S-TE	x	S-TE	
Mordis, Dave	S-HB	S-HB	S-HB	S-HB	S-HB	S-HB	S-HB	S-HB	S-HB	S-HB	
Nelson, Tom	S-FS	S-FS	S-FS	S-FS	S-FS	S-FS	S-FS	S-FS	S-FS	S-FS	
Niklasch, Joe	S-LG	S-LG	S-LG	S-LG	S-LG	S-LG	S-LG	S-LG	S-LG	S-LG	
Passarelli, Dan	x	x	x	x	x	x	S-WR	x	x	x	
Rembert, Pierre	S-TB	S-TB	S-TB	S-TB	S-TB	S-TB	S-TB	S-TB	S-TB	S-TB	
Rice, Rafael	x	x	x	x	x	x	x	x	x	x	
Roberts, Garry	x	x	x	x	x	x	x	x	x	x	
Robinson, Laurént	S-WR	inj	inj	S-WR	S-WR	S-WR	inj	inj	S-WR	S-WR	
Rourke, Jake	x	x	x	x	x	x	x	x	x	x	
Sheering, J.W.	dnp	x	dnp	dnp	dnp	dnp	dnp	dnp	dnp	dnp	
Simnick, Dan	x	x	x	x	x	S-DT	S-DT	S-DT	x	x	
Siskowic, Cameron	x	S-SLB	S-SLB	S-SLB	S-SLB	S-SLB	S-SLB	S-SLB	S-SLB	S-SLB	
Siskowic, Kyle	dnp	dnp	x	x	x	x	x	x	x	x	
Speer, Tom	x	x	x	x	x	dnp	x	x	x	x	
Speiser, Bill	x	x	x	x	dnp	x	dnp	dnp	x	dnp	
Stevenson, James	S-DE	S-DE	S-DE	S-DE	S-DE	x	x	x	x	x	
Stewart, Kye	S-WLB	S-WLB	inj	S-WLB	S-WLB	S-WLB	S-WLB	S-WLB	S-WLB	S-WLB	
St-Pierre, Jonathan	dnp	x	x	x	S-C	S-C	S-C	S-C	S-C	S-C	
Tate, Jason	x	x	x	x	x	x	x	x	x	x	
Tate, Ronnie	S-DE	S-DE	S-DE	S-DE	S-DE	x	x	x	x	S-DE	
Temple, James	S-SS	S-SS	S-SS	S-SS	S-SS	S-SS	S-SS	S-SS	S-SS	S-SS	
Thomas, Jarek	S-DT	S-DT	S-DT	S-DT	S-DT	S-DT	S-DT	x	S-DT	S-DT	
Weber, Jake	x	x	x	x	x	x	x	x	x	x	
Whitaker, Mark	x	x	x	x	x	x	x	x	x	x	
Wiggins, Isaiah	S-LT	S-LT	S-LT	S-LT	S-LT	S-LT	S-LT	S-LT	S-LT	S-LT	
Wilson, Brandon	dnp	x	x	x	x	x	x	x	x	x	



THE SPORTS NETWORK POLL

Team (first place votes)	Pts.	Prv. Rank
1. Appalachian State (84)	2,434	1
2. Montana (2)	2,316	2
3. Massachusetts (4)	2,237	3
4. North Dakota State (8)	2,177	5
5. Youngstown State*	2,070	6
6. Illinois State*	1,955	7
7. James Madison	1,665	4
8. Furman	1,625	10
9. Hampton	1,575	11
10. New Hampshire	1,484	13
11. Southern Illinois Salukis*	1,437	14
12. Tennessee-Martin	1,182	8
13. Coastal Carolina	1,077	16
14. San Diego	1,053	15
15. Montana State	981	18
16. Cal Poly	936	9
17. Eastern Illinois	756	20
18. Princeton	730	21
19. South Dakota State	727	22
20. Northern Iowa	668	12
21. Portland State	622	23
22. Maine	385	19
23. Delaware	357	NR
24. Towson	261	NR
25. Alabama A&M	245	NR

*Gateway Football Conference member
 Illinois State opponent

THE CSN COACHES POLL

Team (first place votes)	Pts.	Prv. Rank
1. Appalachian St (23)	623	1
2. Montana (1)	596	2
3. Massachusetts	571	3
4. North Dakota St (1)	558	5
5. Youngstown St	522	6
6. Illinois St	498	7
7. Furman	445	10
8. James Madison	388	4
9. Hampton	373	12
10. New Hampshire	355	13
11. Southern Illinois	349	18
12. Coastal Carolina	294	14
13. Tenn Martin	287	8
14. Montana St	264	16
15. San Diego	261	15
16. Cal Poly	243	9
17. Eastern Illinois	213	20
18. South Dakota St	210	21
19. Princeton	207	22
20. Portland St	181	23
21. Northern Iowa	161	17
22. Maine	78	19
23. Harvard	72	17
24. Delaware St	71	NR
25. Towson	43	NR

*Gateway Football Conference member
 Illinois State opponent

REDBIRDS IN THE POLLS

	TSN	CSN
Week 1	9	No Poll
Week 2	7	9
Week 3	7	6
Week 4	6	6
Week 5	6	5
Week 6	6	5
Week 7	5	5
Week 8	3	3
Week 9	3	2
Week 10	8	9
Week 11	7	7
Week 12	6	6

ILLINOIS STATE' SCORING DRIVES/PLAYS

Qtr.	Opponent	Time	Scoring Play	Conversion	Plays-Yds.	TOP	Score
1	Kansas State	9:42	Mazur 35-yard field goal		11-53	4:41	3-0
3	Kansas State	12:25	Robinson 4-yard pass from Drone	Mazur kick	7-86	2:35	10-10
4	Kansas State	12:35	Robinson 2-yard pass from Drone	Mazur kick	13-80	7:00	17-13
4	Kansas State	3:02	Jackson 3-yard pass from Drone	Rush Failed	11-47	5:23	23-24
2	C. Arkansas	14:12	Mazur 23-yard field goal		13-83	2:26	3-0
2	C. Arkansas	10:04	Mazur 25-yard field goal		7-34	2:11	6-0
3	C. Arkansas	12:18	Rourke 61-yard pass from Drone	Pass Failed	6-95	2:33	12-0
4	C. Arkansas	12:36	Mazur 20-yard field goal		9-71	3:40	15-3
4	C. Arkansas	3:03	Mazur 35-yard field goal		4-5	1:07	18-3
2	Eastern Illinois	12:48	Rembert 1-yard run	Mazur kick	8-80	2:47	7-10
2	Eastern Illinois	4:59	Jackson 55-yard pass from Drone	Mazur kick	3-73	1:08	14-16
2	Eastern Illinois	1:58	Horton 41-yard pass from Drone	Rush Failed	3-43	1:28	20-16
2	Eastern Illinois	:17	Mazur 24-yard field goal		4-1	:54	23-16
3	Eastern Illinois	3:50	Rembert 4-yard run	Mazur kick	7-36	1:58	30-23
4	Eastern Illinois	12:49	Jackson 4-yard pass from Drone	Mazur kick	7-61	3:06	37-23
4	Eastern Illinois	:35	R. Rice 24-yard run	Mazur kick	10-80	4:01	44-30
1	Murray State	3:41	Drone 1-yard run	Mazur kick	7-50	2:40	7-0
2	Murray State	12:56	Rembert 4-yard run	Mazur kick	7-75	2:52	14-0
3	Murray State	12:39	Rembert 9-yard run	Mazur kick	1-9	:06	21-14
3	Murray State	8:12	Robinson 26-yard pass from Drone	Mazur kick	7-34	3:27	28-14
4	Murray State	9:57	Robinson 6-yard pass from Drone	Mazur kick	15-80	6:48	35-14
2	Western Ky.	14:01	R. Rice 2-yard run	Mazur kick	3-45	1:03	7-3
2	Western Ky.	:22	Harcar 1-yard pass from Drone	Mazur kick	9-80	2:05	14-13
3	Western Ky.	10:38	Rembert 13-yard run	Mazur kick	9-78	4:15	21-13
4	Western Ky.	10:40	Rembert 2-yard run	Mazur kick	13-80	7:32	28-27
1	Southern Illinois	1:04	Rembert 4-yard run	Mazur kick	7-68	3:15	7-3
2	Southern Illinois	1:55	R. Rice 17-yard run	Mazur kick	10-92	3:49	14-10
2	Southern Illinois	:17	Mazur 19-yard field goal		5-31	:44	17-10
3	Southern Illinois	12:22	Jackson 36-yard pass from Drone	Mazur kick	6-62	2:26	24-10
3	Southern Illinois	7:33	Horton 68-yard pass from Drone	Kick Failed	3-93	1:16	30-10
4	Southern Illinois	8:09	R. Rice 6-yard run	Mazur kick	8-60	4:19	37-10
1	Western Illinois	4:19	Mazur 37-yard field goal		9-46	3:18	3-7
2	Western Illinois	7:49	Rembert 1-yard run	Mazur kick	12-80	5:46	10-14
2	Western Illinois	1:30	Mordis 15-yard pass from Drone	Mazur kick	8-65	3:07	17-14
3	Western Illinois	10:03	Mazur 20-yard field goal		10-47	4:57	20-14
3	Western Illinois	4:23	Rembert 1-yard run	Mazur kick	8-76	3:06	27-14
2	Youngstown St.	9:58	Thomas 28-yard interception return	Mazur kick			7-6
4	Youngstown St.	11:38	Rembert 2-yard run	Kick Failed	7-53	3:28	13-20
1	Missouri State	11:39	Rembert 9-yard run	Mazur kick	7-78	3:21	7-0
1	Missouri State	5:02	Drone 1-yard run	Mazur kick	10-80	4:35	14-0
2	Missouri State	8:16	Rembert 2-yard run	Mazur kick	14-98	6:41	21-0
3	Missouri State	9:40	Rembert 5-yard run	Mazur kick	7-65	3:33	28-0
3	Missouri State	5:26	Passarelli 25-yard pass from Drone	Mazur kick	6-36	1:34	35-0
4	Missouri State	9:24	Mazur 24-yard field goal		10-81	5:23	38-7
1	Indiana State	7:05	Robinson 90-yard pass from Drone	Mazur kick	1-90	:22	7-0
1	Indiana State	:29	Jackson 52-yard pass from Drone	Mazur kick	7-83	2:51	14-7
2	Indiana State	8:23	Harcar 1-yard pass from Drone	Mazur kick	8-80	4:17	21-7
4	Indiana State	11:29	Jackson 12-yard pass from Drone	Mazur kick	6-50	2:07	28-20
4	Indiana State	5:21	R. Rice 18-yard run	Mazur kick	8-54	4:07	35-20
4	Indiana State	2:17	Drone 4-yard run	Mazur kick	4-29	2:08	42-20

OPPONENT SCORING DRIVES/PLAYS

Qtr.	Opponent	Time	Scoring Play	Conversion	Plays-Yds.	TOP	Score
2	Kansas State	4:54	Snodgrass 52-yard field goal		13-59	4:52	3-3
2	Kansas State	1:55	Figurs 81-yard punt return	Snodgrass kick			3-10
3	Kansas State	4:35	Snodgrass 41-yard field goal		7-10	3:28	10-13
4	Kansas State	8:36	Snodgrass 30-yard field goal		10-45	3:50	17-16
4	Kansas State	8:25	Garvin 9-yard fumble recovery	Norwood catch			17-24
3	Central Arkansas	1:25	Paul 31-yard field goal		8-73	3:49	12-3
1	Eastern Illinois	7:58	Webb 4-yard run	Yates kick	10-64	4:42	0-7
1	Eastern Illinois	:43	Yates 33-yard field goal		8-14	3:51	0-10
2	Eastern Illinois	6:19	Rucker 28-yard pass from Donato	Kick Failed	5-53	1:49	7-16
3	Eastern Illinois	10:50	Rucker 19-yard pass from Donato	Yates kick	8-46	3:55	23-23
4	Eastern Illinois	4:43	Voss 11-yard pass from Donato	Yates kick	9-39	3:36	30-37
2	Murray State	7:10	Woods 75-yard pass from Barnard	Crass kick	1-75	:30	7-14
2	Murray State	:22	Harper 7-yard pass from Barnard	Crass kick	8-60	1:30	14-14
1	Western Ky.	6:13	James 37-yard field goal		6-26	3:36	0-3
2	Western Ky.	11:56	Hamilton 24-yard pass from Haddix	James kick	4-80	1:56	7-10
2	Western Ky.	2:38	James 29-yard field goal		14-60	7:54	7-13
3	Western Ky.	8:10	Moore 1-yard run	James kick	5-42	2:14	21-20
3	Western Ky.	3:11	Hamilton 45-yard pass from Haddix	James kick	6-80	2:36	21-27
1	Southern Illinois	7:54	Coffin 38-yard field goal		14-61	7:06	0-3
2	Southern Illinois	11:47	Jones 8-yard pass from Hill	Coffin kick	9-82	4:08	7-10
1	Western Illinois	11:34	Thomas 18-yard run	Rowan kick	6-64	3:26	0-7
2	Western Illinois	13:35	Payne 1-yard run	Rowan kick	13-72	5:44	3-14
1	Youngstown St.	4:42	Mason 1-yard run	Kick Failed	12-61	7:27	0-6
2	Youngstown St.	8:09	Gibson 17-yard run	Kick Blocked	4-69	1:38	7-12
3	Youngstown St.	3:04	Mason 7-yard run	Irizarry catch	7-40	3:29	7-20
4	Youngstown St.	4:43	Zetts 1-yard run	Palmer kick	14-72	6:44	13-27
4	Missouri State	14:57	McIntosh 1-yard run	Stokes kick	14-69	5:18	7-35
4	Missouri State	5:44	Nicholson 19-yard pass from Horner	Stokes kick	12-75	3:32	14-38
1	Indiana State	3:33	Berman 41-yard pass from Murphy	Hooper kick	8-77	3:20	7-7
2	Indiana State	:01	Hooper 40-yard field goal		8-53	1:00	10-21
3	Indiana State	8:40	Hooper 40-yard field goal		12-50	4:35	13-21
3	Indiana State	1:23	Murphy 7-yard run	Hooper kick	11-62	5:20	20-21

NATIONAL RANKINGS

Team Statistics	Rank	Avg.
Rushing Offense	40	163.00
Passing Offense	16	233.70
Total Offense	7	396.70
Scoring Offense	12	30.50
Rushing Defense	53	139.50
Pass Efficiency Defense	41	116.73
Total Defense	69	345.80
Scoring Defense	25	18.30
Net Punting	47	33.00
Punt Returns	86	7.00
Kickoff Returns	50	19.83
Turnover Margin	4	1.20
Pass Defense	93	206.30
Passing Efficiency	9	154.54
Sacks	81	1.40
Tackles for Loss	81	4.80
Sacks Allowed	28	1.20

Individual Statistics in the Top 20

Pierre Rembert - Rushing	7	129.70
Luke Drone - Passing Efficiency	10	154.50
Luke Drone - Total Offense	13	232.90
Tom Nelson - Interceptions	17	.40
Pierre Rembert - All Purpose	15	141.90
Cameron Siskowic - Total Tackles	2	12.50
Kye Stewart - Total Tackles	3	12.44

TOP FIVE UNDER JOHNSON

Here is a top five list of ISU players that have passed for 300 yards or rushed or caught 100 yards in Denver Johnson's tenure:

100-Yard Rushing Games (49)

272. Pierre Rembert at Missouri State (11/5/05)
239. Sha-Ron Edwards at Missouri State (11/8/03)
233. Sha-Ron Edwards vs. Western Ky. (10/18/03)
230. Pierre Rembert at Western Illinois (10/21/06)
222. Brian Thompson vs. Y'stown State (10/23/04)

300-Yard Passing Games (12)

440. Luke Drone vs. Indiana State (11/12/05)
385. Mike Souza at Illinois (9/6/03)
372. Yance Vaughan at Minnesota (9/11/04)
350. Kevin Glenn vs. Missouri State (11/18/00)
348. Yance Vaughan at Indiana State (10/2/04)

100-Yard Receiving Games (25)

292. Laurént Robinson vs. Indiana State (11/12/05)
243. Laurént Robinson vs. Northern Iowa (10/22/05)
243. Dwayne Smith at Illinois (9/6/03)
183. Vito Golson vs. Northern Iowa (10/27/01)
180. Laurént Robinson at Southern Illinois (10/15/05)

ISU LONG PLAYS

Plays of 20 or more yards from scrimmage ...

	ISU	Opp.
at Kansas St.	3	2
C. Arkansas	3	5
E. Illinois	5	1
at Murray St.	2	3
at Western Ky.	6	7
S. Illinois	5	1
at W. Illinois	3	5
Y'stown St.	4	2
Missouri St.	7	1
at Indiana St.	7	3
at N. Iowa		



THE REDBIRDS' RECORD WHEN

	2006	DJ Era*
Playing at home	4-1	26-14
Playing on the road	4-1	14-23
Playing on a neutral field	0-0	0-0
Playing at night	4-1	15-10
Playing during the day	4-1	25-27
ISU scores on first possession	1-1	17-5
Opponent scores on first possession	3-1	12-18
ISU scores first	4-1	22-8
Opponent scores first	4-1	17-28
ISU leads after the 1st quarter	4-1	20-8
Opponent leads after 1st quarter	3-1	10-24
ISU leads at halftime	7-0	27-8
Opponent leads at halftime	0-2	8-28
ISU leads after 3rd quarter	7-0	28-6
Opponent leads after 3rd quarter	1-2	9-30
Game goes into overtime	0-0	1-2
ISU has more total yards	7-1	32-15
Opponent has more total yards	1-1	7-23
ISU has more rushing yards	6-1	31-13
Opponent has more rushing yards	2-1	8-25
ISU has more passing yards	4-2	27-21
Opponent has more passing yards	4-0	12-16
ISU has more turnovers	2-0	12-23
Opponent has more turnovers	5-1	21-9
Teams have equal turnovers	1-0	6-5
ISU has more penalties	4-0	20-17
Opponent has more penalties	3-2	15-19
ISU has more time of possession	4-1	22-15
Opponent has more time of possession	4-1	16-23
ISU has 100-yard rusher	8-1	33-15
Opponent has 100-yard rusher	3-1	15-22
ISU scores at least 20 points	7-1	35-17
Opponent scores at least 20 points	3-2	15-34
ISU throws for 300 yards	1-0	9-5
Opponent throws for 300 yards	0-0	1-10
Playing on natural grass	1-0	3-7
Playing on artificial surface	7-2	35-32
ISU defense scores	0-1	7-6
Opponent defense scores	0-0	2-11
ISU returns KO/Punt for TD	0-0	1-0
Opponent returns KO/Punt for TD	0-1	2-3

*Denotes the Denver Johnson era (2000-present)

THE LAST TIME IT HAPPENED

ILLINOIS STATE INDIVIDUAL

Rushed for 100 yards	132, Pierre Rembert at Indiana State, 11-9-06
Rushed for 200 yards	230, Pierre Rembert at Western Illinois, 10-21-06
Passed for 200 yards	298, Luke Drone at Indiana State, 11-9-06
Passed for 300 yards	305, Luke Drone vs. Missouri State, 11-4-06
Passed for 400 yards	440, Luke Drone vs. Indiana State, 11-12-05
Had 10 receptions	14, Laurént Robinson vs. Indiana State, 11-12-05
Had 100 yards receiving	169, Laurént Robinson at Indiana State, 11-9-06
Returned a punt for a TD	Joe Walkins (52 yards) vs. Y'stown St., 10-23-04
Returned a kickoff for a TD	LaShawn Bullock (97 yards) vs. Y'stown St., 10-23-04
Returned an interception for a TD	Jarek Thomas (28 yards) vs. Y'stown St., 10-28-06
Returned a fumble for a TD	James Temple (56 yards) vs. Western Kentucky, 10-8-05
Returned a blocked FG for a TD	Armando Andrade (85 yards) vs. W. Va. Tech, 8-31-00
Returned a blocked punt for a TD	Justin Frierson (28 yards) vs. Prairie View A&M, 10-21-00
Rushed for three touchdowns	3, Pierre Rembert vs. Missouri State, 11-4-06
Threw three touchdown passes	4, Luke Drone at Indiana State, 11-9-06
Caught three touchdown passes	3, Laurént Robinson vs. Indiana State, 11-12-05
Kicked three field goals	4, Kevin Mazur vs. Central Arkansas, 9-9-06
Had a 70-yard run from scrimmage	70, Demetrus Johnson vs. Saint Xavier, 9-2-04
Had a 70-yard pass completion	90, Luke Drone to Laurént Robinson at Indiana St., 11-9-06
Had 20 tackles	22, Cameron Siskowic vs. Eastern Illinois, 9-16-06
Had 50-yard field goal	50, Stephen Carroll at S. Illinois, 10-14-03
Had a 70-yard punt	70, Ryan Hoffman vs. Y'stown St., 10-23-04

ILLINOIS STATE TEAM

400 yards rushing	405 vs. Youngstown State, 11-14-98
300 yards rushing	341 at Missouri State, 11-5-05
400 yards passing	440 vs. Indiana State, 11-12-05
300 yards passing	305 vs. Missouri State, 11-4-06
500 yards total offense	527 vs. Missouri State, 11-4-06
30 first downs	35 vs. Indiana State, 11-12-05
50 points	70 vs. Indiana State, 11-12-05
Scored a safety	at Youngstown State (sacked punter), 10-25-03
Posted a shutout	Illinois State 42, Murray State 0, 9-24-05
Held an opponent under 100 yards rushing	77 at Western Illinois, 10-21-06
Held an opponent under 100 yards passing	93 vs. Youngstown State, 10-28-06
Held an opponent under 200 total yards	135 vs. Murray State, 9-24-05
Held an opponent under 100 total yards	87 vs. Lincoln, 9-1-84
Blocked a punt	at Northern Iowa, 11-13-04
Blocked a field goal	vs. Drake, 9-10-05
Blocked an extra point attempt	vs. Youngstown State, 10-28-06

OPPONENT INDIVIDUAL

Rushed for 100 yards	M. Mason (176) and T. Zetts (110), Y'stown St., 10-28-06
Rushed for 200 yards	207, Julian Reese, Indiana State, 11-10-01
Passed for 200 yards	279, Reilly Murphy, Indiana State, 11-9-06
Passed for 300 yards	314, Bret Meyer, Iowa State, 9-3-05
Passed for 400 yards	460, A.J. Porter, Missouri State, 11-8-03
Had 10 receptions	10, Jeff Hewitt, Missouri State, 11-18-00
Had 100 yards receiving	105, Jeremy Nicholson, Missouri State, 11-04-06
Returned a punt for a TD	81, Yamon Figurs, Kansas State, 9-2-06
Returned a kickoff for a TD	Steven Rush (100 yards), Missouri State, 10-9-04
Returned an interception for a TD	Fred Miller (32 yards), Eastern Illinois, 9-20-03
Returned a fumble for a TD	9, Byron Garwin at Kansas State, 9-2-05
Returned a blocked FG for a TD	Travis Williams (66 yards), Illinois, 9-6-03
Returned a blocked punt for a TD	Jason Newell (5 yards), Southern Illinois, 10-6-01
Rushed for three touchdowns	3, Andre Forte, Indiana State, 11-12-05
Threw three touchdown passes	3, Mike Donato, Eastern Illinois, 9-16-06
Caught three touchdown passes	4, Steven Rush, Missouri State, 11-8-03
Kicked three field goals	3, Chris James, Western Kentucky, 10-8-05
Had a 70-yard run from scrimmage	80, Laurence Maroney, Minnesota, 9-11-04
Had a 70-yard pass completion	75, Zach Barnard to Dante Woods, Murray State 9-23-06
Had 20 tackles	21, Ian Dominelli, Youngstown State, 10-30-99
Had 50-yard field goal	52, Jeff Snodgrass at Kansas State, 9-2-06
Had a 70-yard punt	74, Jim Hannula, Northern Illinois, 9-30-78

OPPONENT TEAM

400 yards rushing	474, Western Kentucky, 11-3-01
300 yards rushing	352, Youngstown State, 10-28-06
400 yards passing	460, Missouri State, 11-8-03
300 yards passing	314, Iowa State, 9-3-05
500 yards total offense	504, Western Illinois, 10-29-05
30 first downs	32, UNLV, 9-27-97
50 points	58, Western Kentucky, 11-3-01
Scored a safety	Iowa State, 9-3-05
Posted a shutout	Florida Atlantic, 11-20-04
Held ISU under 100 yards rushing	18, Youngstown State, 10-28-06
Held ISU under 100 yards passing	53, Drake, 8-28-03
Held ISU under 200 total yards	161, Youngstown State, 10-28-06
Held ISU under 100 total yards	94, Central State, 9-9-89
Blocked a punt	Drake, 9-10-05
Blocked a field goal	Southern Illinois, 10-14-06
Blocked an extra point attempt	South Florida, 10-16-99

#6 Illinois State 35, Murray St. 14

September 23, 2006 • Murray, Ky. • Roy Stewart Stadium
Attendance: 4,075

▶ GAME SUMMARY

Rembert, Redbirds Outrun Racers

MURRAY, Ky. – Illinois State senior running back Pierre Rembert totaled 184 yards and two touchdowns on a career-high 39 carries to pace the Redbirds to a 35-14 non-conference victory over Murray State Saturday night.

With the game tied at the half 14-14, the Redbird defense made an immediate impact to begin the third quarter, as Ronnie Tate forced a Barnes fumble and then recovered the ball on the Murray State 9-yard line. On the very next play, Rembert dashed nine yards for his second touchdown run of the day to put the Redbirds up 20-14 and Mazur tacked on the extra point to make the score 21-14 with 12:39 left to play in the third quarter.

On the next Racer possession, Leon Kittrell intercepted the first pass of his career to give ISU the ball back. The 'Birds would take advantage of the turnover once again, as Drone connected with Robinson for a 26-yard touchdown pass and Mazur's fourth PAT conversion gave ISU a 14-point advantage at 28-14. The touchdown reception was the 25th of Laurént Robinson's career, extending his school record in that category.

In the fourth quarter, Drone and Robinson connected on their second touchdown reception of the game and the ISU lead jumped out to three touchdowns. Mazur's PAT conversion widened the lead to 35-14 with 9:57 left in the game. The score would stay the way for the remainder, and the Redbirds came away with a 35-14 victory over the Racers. The win marked the sixth straight ISU victory over an OVC opponent.

▶ SCORING SUMMARY

SCOREBOARD	1	2	3	4	FINAL
ILLINOIS STATE (3-1)	7	7	14	7	35
Murray State (1-3)	0	14	0	0	14

FIRST QUARTER

ISU – Drone 1-yard run (Mazur kick), 3:41

SECOND QUARTER

ISU – Rembert 4-yard run (Mazur kick), 12:56

MSU – Woods 75-yard pass from Barnard (Crass kick), 7:10

MSU – Harper 7-yard pass from Barnard (Crass kick), :22

THIRD QUARTER

ISU – Rembert 9-yard run (Mazur kick), 12:39

ISU – Robinson 26-yard pass from Drone (Mazur kick), 8:12

FOURTH QUARTER

ISU – Robinson 6-yard pass from Drone (Mazur kick), 9:57

▶ TEAM STATISTICS

	ISU	MSU
First Downs	21	10
Rushing Attempts-Yards	55-186	23-28
Passing	10-20-2	17-28-2
Passing Yards	159	223
Total Offense	345	251
Fumbles-Lost	1-0	2-1
Penalties-Yards	7-75	4-32
Time of Possession	37:45	22:15

▶ INDIVIDUAL STATISTICS

RUSHING: (ISU) – Rembert 39-184, R. Rice 8-15, Blow 1-0, Team 1-(-2), Drone 6-(-11). (MSU) – Cook 15-51, Woods 1-2, Jordan 2-0, Barnard 5-(-25).

PASSING: (ISU) – Drone 10-20-2-159. (MSU) – Barnard 17-28-2-223.

RECEIVING: (ISU) – Robinson 6-121, Jackson 3-31, Rourke 1-7. (MSU) – Harper 7-78, Eiland 5-52, Cook 3-10, Woods 2-83.

TACKLE LEADERS: (ISU) – Stewart 7-2-9, Caesar 6-0-6, C. Siskowic 5-0-5, R. Tate 4-0-4, Kittrell 3-0-3. (MSU) – Webber 15-0-15, Williams 4-5-9, Spinks 8-0-8, Butler 6-2-8, Roach 6-0-6.

#6 Illinois State 28, Western Ky. 27

October 7, 2006 • Bowling Green, Ky. • L.T. Smith Stadium
Attendance: 7,661

▶ GAME SUMMARY

No. 6 Redbirds Open Gateway Play with 28-27 Win at WKU

BOWLING GREEN, Ky. – Heading into Saturday's Gateway Football Conference opener at Western Kentucky, the No. 6 ranked Illinois State Redbirds were looking break a streak of five consecutive losses to the Hilltoppers. After five lead changes between the two squads, the Redbirds (4-1, 1-0 GFC) did just that and defeated WKU (2-3, 0-1 GFC), 28-27, at J.T. Smith Stadium.

Once again the game was decided by a field goal, but this time it was WKU's Chris James bouncing a 19-yard field goal off the left upright with 4:03 left in the game and paving the way for a Redbird victory.

Leading 14-13, the Redbirds came out and put up a quick score in the second half, driving 78 yards on nine plays taking 4:15 off the clock. Pierre Rembert scored the go-ahead touchdown from 12 yards out, his fifth rushing touchdown of the season, to put ISU up 20-13 with 10:38 left in the third quarter. Mazur's extra point conversion would then gave the 'Birds an 8-point lead at 21-13.

On their next possession, the Hilltoppers answered with a touchdown of their own, courtesy of a one-yard touchdown run by Lerron Moore to cut the ISU lead to two and after the extra point conversion, the score was 21-20 in favor of ISU. WKU would later take the lead with 3:11 left in the third quarter on a 45-yard touchdown pass from Haddix to Hamilton. Following the extra point, the Hilltoppers lead was six points at 27-21.

In the fourth quarter, the Redbirds regained the lead on a 2-yard touchdown run by Rembert, his second of the game, and tied the score at 27-27. Mazur's extra point would then put ISU up by one at 28-27, the fifth lead change of the game, with 10:40 left in the game.

After James missed an 19-yard field goal off the left upright, the Redbirds got the ball back with 4:03 left in the game and the 'Birds ran out the clock to secure the 28-27 victory. Rembert finished the game with 142 yards on 26 carries and two touchdowns while Drone was 12-of-17 for 204 yards.

▶ SCORING SUMMARY

SCOREBOARD	1	2	3	4	FINAL
ILLINOIS STATE (4-1)	0	14	7	7	28
Western Kentucky (2-3)	3	10	14	0	27

FIRST QUARTER

WKU – James 37-yard field goal, 6:13

SECOND QUARTER

ISU – R. Rice 2-yard run (Mazur kick), 14:01

WKU – Hamilton 24-yard pass from Haddix (James kick), 11:56

WKU – James 29-yard field goal, 2:38

ISU – Harcar 1-yard pass from Drone (Mazur kick), :22

THIRD QUARTER

ISU – Rembert 13-yard run (Mazur kick), 10:38

WKU – Moore 1-yard run (James kick), 8:10

WKU – Hamilton 45-yard pass from Haddix (James kick), 3:11

FOURTH QUARTER

ISU – Rembert 2-yard run (Mazur kick), 10:40

▶ TEAM STATISTICS

	ISU	WKU
First Downs	19	21
Rushing Attempts-Yards	41-167	33-174
Passing	12-17-0	19-26-0
Passing Yards	204	291
Total Offense	371	465
Fumbles-Lost	1-1	2-0
Penalties-Yards	4-40	6-47
Time of Possession	27:10	32:50

▶ INDIVIDUAL STATISTICS

RUSHING: (ISU) – Rembert 26-142, R. Rice 7-26, Drone 2-(-3). (WKU) – Moore 25-148, Haddix 5-18, Hamilton 1-5, Hayden 2-3.

PASSING: (ISU) – Drone 12-17-0-204. (WKU) – Haddix 19-26-0-291.

RECEIVING: (ISU) – Robinson 2-48, Jackson 2-47, D. Passarelli 2-41, Mordis 2-14, Rourke 1-36, Rembert 1-12, Horton 1-5, Harcar 1-1. (WKU) – Hamilton 9-173, Gaebler 5-84, Moore 3-34, Brunemann 1-0, Johnson 1-0.

TACKLE LEADERS: (ISU) – Campbell 5-7-12, Stewart 2-10-12, C. Siskowic 5-4-9, Nelson 2-7-9, Kittrell 2-3-5. (WKU) – Rumph 4-5-9, Hedges 6-2-8, Boyd 2-6-8, Etheridge 4-1-5, Caldwell 3-2-5.

#5 Illinois State, #7 S. Illinois

October 14, 2006 • Normal, Ill. • Hancock Stadium
Attendance: xxxx

▶ GAME SUMMARY

ISU Shuts Down SIU Offense, Notches Homecoming Win

NORMAL, Ill. – There was a lot of hype surrounding today's homecoming football game between the Illinois State Redbirds and the Southern Illinois Salukis. The No. 5 'Birds responded, not allowing an SIU score in the second half, downing the No. 7 team in the country, 37-10 in Gateway Football Conference action, Saturday afternoon at Hancock Stadium.

A crowd of 17,237 came out to watch the two, top-10 ranked teams battle, the sixth highest in Hancock Stadium history. The crowd was the most to see an Illinois State football game in over 30 years.

The 'Birds handed Southern Illinois its first loss of the year, as the Salukis move to 5-1 overall, 1-1 in Gateway play. Illinois State improves to 5-1 on the year, staying undefeated in GFC action at 2-0.

Southern Illinois capitalized on its first scoring drive of the game, as senior Craig Coffin capped off a 14-play, 61-yard scoring drive with a field goal from 38 yards to give the Salukis an early 3-0 lead just over seven minutes into the first quarter.

Answering for the 'Birds was Pierre Rembert who scampered, untouched, into the end zone at the 1:04 mark in the first half. The touchdown ended a 68-yard crusade for the 'Birds. Kevin Mazur added the extra point for ISU, giving the Redbirds a 7-3 advantage.

Just three minutes into the second quarter, a roughing the passer penalty was assigned to ISU, calling off an interception from Saluki quarterback Nick Hill to ISU defensive back James Temple. SIU gained 15 yards on the penalty, setting up an eight yard touchdown reception from Hill to tight end Braden Jones. The score at the 11:47 mark in the second quarter set the score in favor of the Salukis, 10-7.

SIU never cracked the scoring column again, as the Redbirds rattled off 30 unanswered points, including 10 in the second quarter to take a 17-10 halftime lead.

▶ SCORING SUMMARY

SCOREBOARD	1	2	3	4	FINAL
Southern Illinois (5-1)	3	7	0	0	10
ILLINOIS STATE (5-1)	7	10	13	7	37

FIRST QUARTER

SIU – Coffin 38-yard field goal, 7:54

ISU – Rembert 4-yard run (Mazur kick), 1:04

SECOND QUARTER

SIU – Jones 8-yard pass from Hill (Coffin kick), 11:47

ISU – R. Rice 17-yard run (Mazur kick), 1:55

ISU – Mazur 19-yard field goal, :17

THIRD QUARTER

ISU – Jackson 36-yard pass from Drone (Mazur kick), 12:22

ISU – Horton 68-yard pass from Drone (Mazur kick failed), 7:33

FOURTH QUARTER

ISU – R. Rice 6-yard run (Mazur kick), 8:09

▶ TEAM STATISTICS

	SIU	ISU
First Downs	18	27
Rushing Attempts-Yards	42-191	45-219
Passing	9-17-1	14-18-0
Passing Yards	88	280
Total Offense	279	499
Fumbles-Lost	2-1	0-0
Penalties-Yards	7-70	4-40
Time of Possession	29:59	30:01

▶ INDIVIDUAL STATISTICS

RUSHING: (SIU) – Whitlock 27-140, Hill 10-32, Allen 4-13, Turner 1-6. (ISU) – Rembert 19-137, R. Rice 12-53, Blow 5-22, Abrams 3-17, Drone 2-(-2), Team 3-(-3), Horton 1-(-5).

PASSING: (SIU) – Hill 9-17-1-88. (ISU) – Drone 14-18-0-280.

RECEIVING: (SIU) – Jones 3-19, Turner 2-40, Beeler 2-19, Upthegrove 1-7, Wise 1-3. (ISU) – Jackson 5-113, Horton 4-120, Robinson 1-23, Rourke 1-16, Meredith 1-7, R. Rice 1-1, Mordis 1-0.

TACKLE LEADERS: (SIU) – Jordan 2-8-10, Johnson 4-5-9, Heaston 5-3-8, Moe 4-4-8, Bruner 3-2-5. (ISU) – Stewart 7-10-17, C. Siskowic 6-6-12, Nelson 2-5-7, Martindale 4-2-6, Campbell 2-4-6.

#3 Illinois State 27, W. Illinois 14

October 21, 2006 • Macomb, Ill. • Hanson Field
Attendance: 9,220

► GAME SUMMARY**Rembert's Rushing Leads 'Birds Past WIU, 27-14**

MACOMB, Ill. — Third-ranked Illinois State exorcised its personal demons against Western Illinois as senior Pierre Rembert led the Redbirds with 230 yards rushing, on 39 carries, and two touchdowns in a 27-14 victory over the Leathernecks at Hanson Field on Saturday. The victory for ISU snapped a five-game losing streak against WIU and extended the 'Birds season winning streak to six games, tying the longest streak in the Denver Johnson era accomplished back in 2000.

Rembert's running was once again the story for the 'Birds as he surpassed the 200-yard rushing mark for the first time this season. The Milwaukee, Wis., native rushed for over 100 yards for the seventh time this season, extending his own school-record. Rembert's 230 yards on the ground also put him over 1,000 on the season for the first time in his career.

ISU fell behind early 14-3, but the deficit was short lived as the Redbirds closed out the first half scoring 14 unanswered points. Rembert scored his eighth touchdown of the season from one yard out with 7:49 remaining and Luke Drone connected with tight end Dave Mordis on a 15-yard touchdown, the second of his career, with 1:30 left in the half to give ISU the 17-14 lead.

The start of the second half saw the 'Birds extend their lead to 20-14 with a 20-yard field goal. The field goal was set up by Rembert's 56-yard run on third-and-37 following a bad snap to Drone in the shot gun on second down.

Rembert continued his rushing onslaught scoring the final touchdown for the Redbirds with 4:23 left in the third quarter on his second 1-yard scamper.

**GAME 7****► SCORING SUMMARY**

SCOREBOARD	1	2	3	4	FINAL
ILLINOIS STATE (6-1)	3	14	10	0	27
Western Illinois (3-5)	7	7	0	0	14

FIRST QUARTER

WIU — Thomas 18-yard run (Rowan kick), 11:34
ISU — Mazur 37-yard field goal, 4:19

SECOND QUARTER

WIU — Payne 1-yard run (Rowan kick), 13:35
ISU — Rembert 1-yard run (Mazur kick), 7:49
ISU — Mordis 15-yard pass from Drone (Mazur kick), 1:30

THIRD QUARTER

ISU — Mazur 20-yard field goal, 10:03
ISU — Rembert 1-yard run (Mazur kick), 4:23

► TEAM STATISTICS

	ISU	WIU
First Downs	26	20
Rushing Attempts-Yards	53-243	22-77
Passing	14-20-0	23-40-2
Passing Yards	179	299
Total Offense	422	376
Fumbles-Lost	1-0	0-0
Penalties-Yards	4-42	2-20
Time of Possession	34:57	25:03

► INDIVIDUAL STATISTICS

RUSHING: (ISU) — Rembert 39-230, R. Rice 6-29, Drone 2-(23), (WIU) — Donaldson 11-45, Thomas 1-18, Milton 3-15, Payne 1-9, Douglas 3-(2), LaFalce 2-(8).

PASSING: (ISU) — Drone 14-20-0-179, (WIU) — LaFalce 23-40-2-299.

RECEIVING: (ISU) — Jackson 3-44, Horton 3-34, Meredith 2-16, Rourke 1-34, Mordis 1-15, Passarelli 1-12, Kempe 1-9, Rembert 1-9, R. Rice 1-6, (WIU) — Sims 9-153, Zwierzynski 7-90, Thomas 4-45, Anderson 1-8, Moore 1-5, Douglas 1-(2).

TACKLE LEADERS: (ISU) — Stewart 4-8-12, C. Siskowic 2-9-11, Caesar 5-1-6, Temple 3-2-5, Thomas 2-3-5, (WIU) — Williams 5-10-15, Khaleel 5-7-12, Stoudamire 6-39, Bennett 3-5-8, Woodard 2-3-5.

#10 Youngstown St. 27, #3 ISU. 13

October 28, 2006 • Normal, Ill. • Hancock Stadium
Attendance: 15,372

► GAME SUMMARY**No. 10 YSU Hands No. 3 ISU First Home Loss, 27-13**

NORMAL, Ill. — In a battle between two of the nation's best running attacks, Illinois State was out-rushed 345-18 as No. 10 Youngstown State defeated No. 3 Illinois State, 27-13, in front of 15,372 at Hancock Stadium on Saturday. Youngstown State held ISU to its lowest offensive output since 2002 (161 total yards), when the Penguins held the 'Birds to 198 yards, and snapped ISU's season-best six game winning streak.

Illinois State was unable to get its high-powered offense going against YSU as senior running back Pierre Rembert had his school record of seven straight 100-yard rushing games snapped and junior quarterback Luke Drone was held to 143 yards passing on 10 completions and zero touchdowns. Rembert, who had been averaging 148.86 yards per contest, was limited to a season-low 11 yards rushing.

Youngstown State got on the board first by scoring on its opening possession. Tailback Marcus Mason capped off a 12-play, 61-yard drive that took 7:27 off the clock, with a rush from one yard out. The Penguins had to settle for the 6-0 lead when kicker Brain Palmer pushed his PAT attempt wide right.

The Penguins were looking to extend their lead in the second quarter when ISU junior defensive tackle Jarek Thomas picked off his second pass of the season and ran it back for a 28-yard touchdown. Thomas tapped a pass by YSU quarterback Tom Zetts on 2-and-17 to himself on his way to his first career touchdown that gave the 'Birds a short-lived 7-6 lead with 9:58 remaining in the half.

YSU responded to take the lead 12-7 on the following possession when running back Monquante Gibson ran for a 17-yard touchdown. Youngstown State wasted little time as it marched down the field on a 4-play, 69-yard drive, that took just 1:38 off the clock. The Penguins failed on their second consecutive PAT when Redbird junior defensive tackle Dan Sinnick reached up and blocked Palmer's attempt.

The Penguins extended their lead to 20-7 with 3:04 left in the third quarter when Mason scored on his second rushing touchdown of the game, this time from seven yards out.

The Redbirds scored their first offensive touchdown of the game and cut the YSU lead to 20-13 with 11:38 left in the fourth quarter, when senior running back Rembert scored on a rush from two yards out. ISU failed to convert on its PAT when sophomore kicker Kevin Mazur missed wide right.

► SCORING SUMMARY

SCOREBOARD	1	2	3	4	FINAL
Youngstown St. (7-2)	6	6	8	7	27
ILLINOIS STATE (6-2)	0	7	0	6	13

FIRST QUARTER

YSU — Mason 1-yard run (kick failed), 7:27

SECOND QUARTER

ISU — Thomas 28-yard interception return (Mazur kick), 9:58
YSU — Gibson 17-yard run (kick blocked), 8:09

THIRD QUARTER

YSU — Mason 7-yard run (Irizary pass from Zetts), 3:04

FOURTH QUARTER

ISU — Rembert 2-yard run (kick failed), 11:38
YSU — Zetts 1-yard run (Palmer kick), 4:43

► TEAM STATISTICS

	YSU	ISU
First Downs	24	9
Rushing Attempts-Yards	55-345	23-18
Passing	9-17-1	10-31-0
Passing Yards	93	143
Total Offense	438	161
Fumbles-Lost	1-1	0-0
Penalties-Yards	8-60	1-5
Time of Possession	37:01	22:59

► INDIVIDUAL STATISTICS

RUSHING: (YSU) — Mason 34-176, Zetts 12-110, Gibson 4-33, Ison 5-26, (ISU) — R. Rice 3-17, Rembert 14-11, Drone 6-(10).

PASSING: (YSU) — Zetts 9-17-1-93, (ISU) — Drone 10-31-0-143.

RECEIVING: (YSU) — Peterson 6-66, Irizary 1-14, Mason 1-9, Berry 1-4, (ISU) — D. Passarelli 3-49, Rembert 3-15, Jackson 2-34, Rourke 1-23, Mordis 1-22.

TACKLE LEADERS: (YSU) — Cotton 2-57, Goffer 4-2-6, Griffin 4-0-4, Phelan 2-2-4, Koval 1-3-4, (ISU) — C. Siskowic 7-8-15, Stewart 4-9-13, Campbell 2-9-11, Temple 8-1-9, Caesar 4-2-6.

#8 Illinois St. 38, Missouri St. 14

November 4, 2006 • Normal, Ill. • Hancock Stadium
Attendance: 8,638

► GAME SUMMARY**Rembert's Three TDs Lead 'Birds to 38-14 Win**

NORMAL, Ill. — In what could be his final game at Hancock Stadium, running back Pierre Rembert made his Senior Day game a memorable one, as he rushed for 112 yards and three touchdowns in No. 8 Illinois State's 38-14 victory over Missouri State in the Redbirds' 2006 home finale on Saturday.

The Illinois State offense regained its swagger against the Bears, as Rembert recorded his eighth 100-yard effort of the season, one behind the school record, and junior quarterback Luke Drone connected on 19-of-26 passes, for 305 yards and two touchdowns (one rushing, one passing). The game marked the first time this season Drone passed for over 300 yards. Rembert's three rushing touchdowns give him 13 on the season and 25 for his career, moving him into sole possession of third place on the school's all-time career list.

The Redbirds scored the first points of the game just over three minutes into the game, when Rembert rushed nine yards to finish off the 7-play, 78-yard opening scoring drive.

The 'Birds pushed the lead to 14-0 with 5:02 left in the first quarter when Drone capped off an 80-yard drive by diving over center from one yard out for his second touchdown of the season. ISU started the drive on its own 20-yard line as a result of senior safety James Temple's interception in the end zone of Missouri State quarterback Tyler Horner on the Bears' opening drive.

The Redbird defense stood tall again on MSU's second possession, when junior linebacker Kyle Stewart stopped Horner on fourth-and-goal from the 1-yard line three seconds into the second quarter. The 'Birds' offense proceeded to march on a 14-play, 98-yard drive, that took 6:41 off the clock and resulted in Rembert's second rushing touchdown of the game, this time from two yards out, and gave ISU a 21-0 lead, which they took into the half.

► SCORING SUMMARY

SCOREBOARD	1	2	3	4	FINAL
Missouri State (1-9)	0	0	0	14	14
ILLINOIS STATE (7-2)	14	7	14	3	38

FIRST QUARTER

ISU — Rembert 9-yard run (Mazur kick), 11:39

ISU — Drone 1-yard run (Mazur kick), 5:02

SECOND QUARTER

ISU — Rembert 2-yard run (Mazur kick), 8:16

THIRD QUARTER

ISU — Rembert 5-yard run (Mazur kick), 9:40

ISU — D. Passarelli 25-yard pass from Drone (Mazur kick), 5:26

FOURTH QUARTER

MSU — McIntosh 1-yard run (Stokes kick), 14:57

ISU — Mazur 24-yard field goal, 9:24

MSU — Nicholson 19-yard pass from Horner (Stokes kick), 5:44

► TEAM STATISTICS

	MSU	ISU
First Downs	23	26
Rushing Attempts-Yards	32-136	42-222
Passing	23-37-1	19-26-0
Passing Yards	230	305
Total Offense	366	527
Fumbles-Lost	2-1	0-0
Penalties-Yards	3-35	11-85
Time of Possession	27:54	32:06

► INDIVIDUAL STATISTICS

RUSHING: (MSU) — G. Davis 11-52, Horner 10-47, McIntosh 5-27, E. Davis 2-8, Cooper 4-2, (ISU) — Rembert 22-112, Blow 10-69, R. Rice 6-39, Drone 2-6, Team 2-(4).

PASSING: (MSU) — Horner 23-37-1-230, (ISU) — Drone 19-26-0-305.

RECEIVING: (MSU) — Nicholson 6-105, Geisz 4-38, Hall 3-25, McElvane 3-22, McIntosh 3-21, E. Davis 3-14, G. Davis 1-5, (ISU) — Horton 5-72, Jackson 3-48, D. Passarelli 3-40, Rourke 2-54, Robinson 2-46, Mordis 2-12, Meredith 1-19, R. Rice 1-14.

TACKLE LEADERS: (MSU) — Evans 5-3-8, Harris 3-4-7, Farrar 4-2-6, Lovely 4-2-6, Dawson 3-2-5, (ISU) — C. Siskowic 10-6-16, Stewart 3-8-11, Temple 5-3-8, Caesar 4-2-6, Kittrell 3-3-6.

#7 Illinois State 42, Indiana St. 20

November 11, 2006 • Terre Haute, Ind. • Memorial Stadium

Attendance: 2,341

► GAME SUMMARY**Redbirds Secure Eighth Victory, Defeat Indiana State**

TERRE HAUTE, Ind. – The Illinois State Redbirds traveled to face Indiana State with the opportunity to do something it had not done since 1999, win eight games. With strong air attack that racked up four touchdowns through the air and a solid rushing offense, the Redbirds (8-2, 5-1 GFC) did just that and defeated the Sycamores (1-10, 1-6 GFC) at Memorial Stadium.



Illinois State took an early 7-0 lead as Luke Drone and Laurént Robinson connected on a 90-yard touchdown pass with 7:05 left in the first quarter. The catch extended Robinson's school record to 32 consecutive games played with a reception and was the fourth longest touchdown reception in school history.

However, Indiana State answered on its next drive with a touchdown pass of its own, a 40-yard connection from Reilly Murphy to Carl Berman to tie the score at 7-7 with 3:38 left in the first quarter. The game was not tied long, though, as Drone threw his second touchdown pass of the day, this time to Pierre Jackson, to re-claim the lead at 14-0 late in the first quarter.

The Redbirds third touchdown of the day was set up by a Pierre Rembert 50-yard dash and capped off by a one yard touchdown pass from Drone to Garin Harcar. After the Kevin Mazur extra point conversion, the 'Birds extended the lead to 21-7 with 8:23 left in the first half. With one second left in the half, Indiana State's Kyle Hooper booted a 40-yard field goal to cut into the Illinois State lead 21-10 heading into the locker room.

Hooper's 40-yard field goal with 8:40 left in the third quarter brought Indiana State closer at 21-13. A 7-yard touchdown scramble by Murphy with 1:23 left in the third quarter cut the Illinois State lead to one at 21-20.

Just 3:31 seconds into the fourth quarter, the Redbirds answered back on a 12-yard touchdown pass from Drone to Jackson, their second touchdown connection of the day and Drone's fourth, to widen the lead to 28-20. The 'Birds would then widen the lead to two touchdowns once again on a Rafael Rice 18-yard touchdown run with 5:21 left in the game to make the score 35-20. Drone put the cap on the game with a 4-yard touchdown run with 2:17 left to bring the score to its final at 42-20.

► SCORING SUMMARY

SCOREBOARD	1	2	3	4	FINAL
ILLINOIS STATE (8-2)	14	7	0	21	42
Indiana State (1-10)	7	3	10	0	20

FIRST QUARTER

ILS – Robinson 90-yard pass from Drone (Mazur kick), 7:05
 INS – Berman 41-yard pass from Murphy (Hooper kick), 3:33
 ILS – Jackson 52-yard pass from Drone (Mazur kick), :29

SECOND QUARTER

ILS – Harcar 1-yard pass from Drone (Mazur kick), 8:23
 INS – Hooper 40-yard field goal, :01

THIRD QUARTER

INS – Hooper 40-yard field goal, 8:40
 INS – Murphy 7-yard run (Hooper kick), 1:23

FOURTH QUARTER

ILS – Jackson 12-yard pass from Drone (Mazur kick), 11:29
 ILS – R. Rice 18-yard run (Mazur kick), 5:21
 ILS – Drone 4-yard run (Mazur kick), 2:17

► TEAM STATISTICS

	ILS	INS
First Downs	16	26
Rushing Attempts-Yards	34-170	37-152
Passing	16-26-0	26-47-0
Passing Yards	298	279
Total Offense	468	431
Fumbles-Lost	0-0	0-0
Penalties-Yards	4-29	4-30
Time of Possession	28:31	31:29

► INDIVIDUAL STATISTICS

RUSHING: (ILS) – Rembert 27-132, R. Rice 4-42, Drone 3-(-4). (INS) – West 22-88, Thomas 5-31, Murphy 9-22, Berman 1-11.

PASSING: (ILS) – Drone 16-26-0-298. (INS) – Murphy 26-46-0-279, Logan 0-1-0-0.

RECEIVING: (ILS) – Robinson 6-169, Jackson 5-85, Horton 2-39, Mordis 1-5, Harcar 1-1, Rembert 1-(-1). (INS) – Robinson 6-77, Logan 6-47, Berman 5-83, Thomas 4-21, Jackson 3-19, West 2-32.

TACKLE LEADERS: (ILS) – Campbell 7-4-11, Stewart 5-6-11, C. Siskowic 4-7-11, R. Tate 4-6-10, Nelson 4-4-8. (INS) – Price 3-6-9, Jones 1-8-9, Faulkner 1-7-8, Archie 2-3-5, McCleskey 2-3-5.

2006 ILLINOIS STATE OPPONENTS' SCHEDULES AND RESULTS

KANSAS STATE WILDCATS
(7-4, 4-3 Big 12)

S2	#9 ILLINOIS STATE	W, 24-23
S9	FLORIDA ATLANTIC	W, 45-0
S16	MARSHALL	W, 23-7
S23	#8 LOUISVILLE	L, 6-24
S30	at Baylor*	L, 3-17
O7	OKLAHOMA STATE*	W, 31-27
O14	#20 NEBRASKA*	L, 3-21
O21	at #24 Missouri*	L, 21-41
O28	IOWA STATE*	W, 31-10
N4	at Colorado*	W, 34-21
N11	#4 TEXAS*	W, 45-42
N18	at Kansas*	2:30 p.m.

CENTRAL ARKANSAS BEARS
(7-3, 2-0 SLC)

A31	vs. Henderson State	W, 39-6
S9	at #7 Illinois State	L, 3-18
S16	MISSOURI STATE	W, 16-14
S23	at Stephen F. Austin*	W, 37-35
S30	SOUTH DAKOTA	W, 24-0
O7	at South Dakota State	L, 7-20
O14	at #18 UC Davis	L, 13-33
O19	at #25 Sam Houston State*	W, 38-30
N4	SOUTHERN ARKANSAS	W, 55-21
N11	AUGUSTANA (S.D.)	W, 37-13
N18	at Georgia Southern	noon

EASTERN ILLINOIS PANTHERS
(7-4, 6-1 OVC)

S2	at Illinois	L, 17-42
S9	INDIANA STATE	W, 31-21
S16	at #7 Illinois State	L, 30-44
S23	at Samford*	W, 24-13
S30	at Hawai'i	L, 9-44
O7	SE MISSOURI STATE*	W, 21-0
O14	at Eastern Kentucky*	W, 28-21
O21	MURRAY STATE*	W, 20-10
O28	at #12 Tennessee-Martin*	L, 9-15
N4	TENNESSEE STATE*	W, 29-3
N11	at Tennessee Tech*	W, 38-14
N18	JACKSONVILLE STATE*	1:30 p.m.

MURRAY STATE RACERS
(1-9, 0-7 OVC)

S2	at Missouri	L, 7-47
S9	at Tennessee State*	L, 15-25
S16	at Indiana State	W, 59-40
S23	#6 ILLINOIS STATE	L, 14-35
S30	Tennessee Tech*	L, 14-20 (ot)
O5	at Jacksonville State*	L, 17-49
O14	SAMFORD*	L, 7-33
O21	at #17 Eastern Illinois*	L, 10-20
O28	SE MISSOURI STATE*	L, 17-24
N4	at Eastern Kentucky*	L, 21-51
N18	#12 TENNESSEE-MARTIN*	1 p.m.

WESTERN KENTUCKY HILLTOPPERS
(5-5, 4-3 GFC)

S2	at #14 Georgia	L, 12-48
S9	at #23 Eastern Kentucky	L, 21-26
S16	CHATTANOOGA	W, 28-21
S30	#21 WESTERN ILLINOIS*	W, 38-35
O7	#6 ILLINOIS STATE*	L, 27-28
O14	at Missouri State*	W, 17-14
O21	at #13 Southern Illinois*	W, 27-24
O28	INDIANA STATE*	W, 41-3
N4	at #14 Northern Iowa*	L, 20-31
N11	#6 YOUNGSTOWN STATE*	L, 3-19
N18	AUSTIN PEAY	4 p.m.

SOUTHERN ILLINOIS SALUKIS
(7-3, 4-3 GFC)

A31	LOCK HAVEN	W, 49-0
S16	at Indiana	W, 35-28
S23	at Arkansas-Pine Bluff	W, 48-16
S30	INDIANA STATE*	W, 55-3
O7	WESTERN ILLINOIS*	W, 31-24
O14	at #5 Illinois State*	L, 10-37
O21	WESTERN KENTUCKY*	L, 24-27
O28	at Missouri State*	W, 27-17
N4	at #7 Youngstown State*	L, 24-31
N11	#12 NORTHERN IOWA*	W, 47-23
N18	SOUTHERN UTAH	3 p.m.

WESTERN ILLINOIS LEATHERNECKS
(5-6, 2-5 GFC)

A31	MOREHEAD STATE	W, 31-6
S9	at Wisconsin	L, 10-34
S16	KENTUCKY WESLEYAN	W, 58-0
S23	at Northern Colorado	W, 42-28
S30	at Western Kentucky*	L, 35-38
O7	at #7 Southern Illinois*	L, 24-31
O14	#6 YOUNGSTOWN STATE*	L, 28-35
O21	#3 ILLINOIS STATE*	L, 14-27
O28	at #7 Northern Iowa*	W, 24-13
N4	INDIANA STATE*	W, 46-41
N11	at Missouri State*	L, 21-24

YOUNGSTOWN STATE PENGUINS
(9-2, 6-1 GFC)

A31	SLIPPERY ROCK	W, 51-21
S9	MAINE	W, 34-14
S16	at #25 Penn State	L, 3-37
S23	#16 UC-DAVIS	W, 38-24
S30	at Missouri State*	W, 37-10
O7	INDIANA STATE*	W, 55-17
O14	at Western Illinois*	W, 35-28
O21	#14 NORTHERN IOWA*	L, 23-31
O28	at #3 Illinois State*	W, 27-13
N4	#12 SOUTHERN ILLINOIS*	W, 31-24
N11	at Western Kentucky*	W, 19-3

MISSOURI STATE BEARS
(2-9, 1-6 GFC)

S2	at Oklahoma State	L, 10-52
S9	SOUTHWEST BAPTIST	W, 45-14
S16	at Central Arkansas	L, 14-16
S23	SAM HOUSTON STATE	L, 17-20
S30	#8 YOUNGSTOWN STATE*	L, 10-37
O7	at #14 Northern Iowa*	L, 7-38
O14	WESTERN KENTUCKY*	L, 14-17
O21	at Indiana State*	L, 22-28
O28	#19 SOUTHERN ILLINOIS*	L, 17-27
N4	at #8 Illinois State*	L, 14-38
N11	WESTERN ILLINOIS*	W, 24-21

INDIANA STATE SYCAMORES
(1-10, 1-6 GFC)

S2	at Purdue	L, 35-60
S9	at #20 Eastern Illinois	L, 21-31
S16	MURRAY STATE	L, 40-59
S23	at Northern Illinois	L, 14-48
S30	at #10 Southern Illinois*	L, 3-55
O7	at #8 Youngstown State*	L, 17-55
O14	#14 NORTHERN IOWA*	L, 14-34
O21	MISSOURI STATE*	W, 28-22
O28	at Western Kentucky*	L, 3-41
N4	at Western Illinois*	L, 41-46
N11	#7 ILLINOIS STATE*	L, 20-42

NORTHERN IOWA PANTHERS
(6-4, 4-2 GFC)

A31	at Drake	W, 48-7
S9	NORTH DAKOTA	L, 31-35
S16	SOUTH DAKOTA STATE	W, 27-17
S30	at Iowa State	L, 27-28
O7	MISSOURI STATE*	W, 38-7
O14	at Indiana State*	W, 34-14
O21	at #5 Youngstown State*	W, 31-23
O28	WESTERN ILLINOIS*	L, 13-24
N4	WESTERN KENTUCKY*	W, 31-20
N11	at #14 Southern Illinois*	L, 23-47
N18	#6 ILLINOIS STATE*	4:35 p.m.