



GAME 28

Illinois State Redbirds (13-14)

VS.

Ball State Cardinals (9-16)

February 17, 2007 • 4:05 p.m. CT

Doug Collins Court at Redbird Arena (10,200) • Normal, Ill.

ILLINOIS STATE BASKETBALL

N12 vs. SMU*	L	55-57
N13 at Florida State*	L	59-73
N14 vs. McNeese State*	W	67-50
N20 CAL STATE NORTHRIDGE	W	66-44
N25 at St. John's	W	78-65
N29 SACRAMENTO STATE	W	86-69
D2 UT-ARLINGTON	W	86-61
D5 MIAMI (OHIO)	W	64-40
D9 at Evansville*	L	41-69
D16 at Western Michigan	L	57-65
D19 LEWIS	W	85-66
D23 at Illinois-Chicago	W	77-69
D29 SOUTHERN ILLINOIS*	L	49-68
J1 at Creighton*	L	71-79
J6 INDIANA STATE* (Valley-TV)	L	50-54
J9 NORTHERN IOWA*	W	67-64 (ot)
J13 at Drake* (Mediacom)	L	66-70
J15 MISSOURI STATE* (Mediacom)	L	66-75
J18 WICHITA STATE* (NOW 22)	W	83-75
J21 DRAKE*	W	80-65
J24 at Bradley* (WEEK-TV)	L	67-88
J27 at Southern Illinois*	L	62-73
J30 EVANSVILLE*	W	65-61
F3 BRADLEY* (WMBD-TV)	L	62-70
F6 at Missouri State* (ESPNU)	L	61-73
F11 at Wichita State*	L	64-69
F14 at Indiana State*	W	68-53
F17 BALL STATE^		4:05 pm
F20 CREIGHTON*		7:05 pm
F24 at Northern Iowa*		7:05 pm
M1-4 at State Farm Missouri Valley Conference Tournament (St. Louis, Mo.)		

• Colonial Classic (Tallahassee, Fla.)

* Missouri Valley Conference game

^ O'Reilly ESPNU BracketBusters

Home games in CAPS; Times listed as Central

RADIO COVERAGE

Redbird Radio Network

▶ Dick Luedke, play-by-play

▶ Mike Matthews, analyst

▶ Bruce Evans, sideline

▶ L.A. Decker, studio host

Flagship: WJBC(1230 AM, Bloomington)

Affiliates: WBIG (AM 1280/Aurora), WJEZ (FM 98.9/Dwight) and WFMB (AM 1450/Springfield)

TV COVERAGE

None

THE STARTERS

Illinois State Redbirds ▶ ▶ ▶



5
Boo Richardson
▶ Guard
Jr.-TR • 5-8 • 160
Kansas City, Kan.
PPG RPG APG
10.0 2.8 5.0




10
Dom Johnson
▶ Guard
Jr.-TR • 6-0 • 185
Bell City, Mo.
PPG RPG APG
8.5 2.0 3.2



24
Bobby Hill
▶ Forward
Fr.-HS • 6-6 • 203
St. Louis, Mo.
PPG RPG APG
1.7 0.9 0.4



32
Levi Dyer
▶ Center
Jr.-2L • 6-11 • 220
Eaton, Colo.
PPG RPG BPG
11.4 3.3 0.6



50
Greg Dilligard
▶ Forward
Sr.-3L • 6-8 • 230
Labelle, Mo.
PPG RPG BPG
9.4 5.6 1.3

Ball State Cardinals ▶ ▶ ▶

F	32	Anthony Newell	6-5	205	So.	Chicago, Ill.	ppg	rpg	apg
C	2	Micah Rollin	6-10	260	Jr.	Long Beach, Calif.	10.9	7.8	0.9
G	3	Ahmaad Cook	6-0	175	Fr.	Inglewood, Calif.	7.5	4.8	0.9*
G	12	Peyton Stovall	6-1	190	Jr.	Lafayette, Ind.	3.0	0.3	0.3
G	31	Jarelle Redden	6-2	190	Jr.	Cincinnati, Ohio	9.1	2.6	2.3
							1.7	1.5	0.7

* blocked shots per game

STORYLINES

- ▶ Illinois State and Ball State were both former members of the Midwestern Conference. The two schools have not faced each other on the hardwood since the 1974-75 season and last played in Normal on Feb. 11, 1974.
- ▶ A victory tonight would bring Illinois State's overall record back to a .500 winning percentage. Since becoming a Division I program prior to the 1970-71 season, ISU has finished .500 or better in 29 of the 35 seasons.
- ▶ Head coach Porter Moser owns a 27-13 record against non-conference teams during his tenure at Illinois State.
- ▶ The Redbirds are 5-0 at home this season against non-conference teams.
- ▶ ISU owns a 3-1 record in BracketBusters series games and are a perfect 4-0 in the return games, while Ball State is 0-4 on BracketBusters Saturday.
- ▶ The Valley owns a 20-13 all-time record in the BracketBusters series and a 25-8 mark in the return games.

SERIES HISTORY

- ▶ Series Record – Ball State leads the series 10-8.
- ▶ First Meeting – Illinois State and Ball State first met during the 1939-40 season. The Cardinals won 44-32.
- ▶ Last Meeting – Ball State recorded a 77-65 win in Muncie, Ind., on Feb. 8, 1975.
- ▶ Current Streak – Ball State won the last meeting, but Illinois State has won four of the last six contests in the series.

THE COACHES

- ▶ Porter Moser (Creighton '90) is in his seventh season as a college coach and his fourth season at Illinois State. He owns a 102-98 (.510) career mark, including a 48-64 (.429) record with the Redbirds. Prior to guiding ISU, Moser served three seasons at Arkansas-Little Rock. Moser is assisted by Chris Jans, Daniyal Robinson and Brian Barone.
- ▶ Ronny Thompson (Georgetown '92), the son of legendary coach John Thompson, is in his first season at Ball State, his first head coaching position. Thompson owns a 9-16 (.360) record with the Cardinals and is assisted by Steve Flint, Troy Collier and Bill Howze.

Todd Kober, Assistant AD/Media Relations
gtkober@ilstu.edu
GoRedbirds.com

o: 309.438.3805
c: 309.310.7112
f: 309.438.5634

THE TALE OF THE TAPE

		BSU
W-L Record	13-14	9-16
Points Scored	66.7	60.2
Points Allowed	65.4	63.6
Scoring Margin	+1.4	-3.4
FG Percentage	45.3	38.8
Def. FG Percentage	44.6	44.8
Average FG Attempts/Game	52.9	53.7
3-pt. Percentage	36.3	28.1
Def. 3-pt. Percentage	37.5	36.2
Avg. 3FG Attempts/Game	21.0	14.4
Percentage of shots from three	39.7	26.7
FT Percentage	64.4	69.5
Average FT Attempts/Game	17.4	20.8
Offensive Rebounds	10.4	12.3
Total Rebounds	32.3	32.9
Rebounding Margin	+0.1	-0.5
Assists	14.9	10.7
Turnover Average	15.6	13.6
Turnover Margin	+0.9	+2.6
Steal Average	7.2	7.4
Block Average	3.3	2.3
Fouls	18.4	20.1

WEEKLY MEDIA CONFERENCE

The weekly media conference starts at 1 p.m. and is located in the Redbird Arena media room, which is just off the Southwest loading dock.

- ▶ Wednesday, February 21
- ▶ Monday, February 26

VALLEY TELECONFERENCE

Teleconferences with The Valley head coaches will be conducted each Tuesday, beginning on Dec. 12 and continuing through Feb. 27. The conferences begin at 10 a.m., CT. To participate in the conference calls, call 913.981.5509.

- ▶ 10:05 Jim Les, Bradley
- ▶ 10:10 Dana Altman, Creighton
- ▶ 10:15 Tom Davis, Drake
- ▶ 10:20 Steve Merfeld, Evansville
- ▶ 10:25 Porter Moser, Illinois State
- ▶ 10:30 Royce Waltman, Indiana State
- ▶ 10:35 Barry Hinson, Missouri State
- ▶ 10:40 Ben Jacobson, Northern Iowa
- ▶ 10:45 Chris Lowery, Southern Illinois
- ▶ 10:50 Mark Turgeon, Wichita State

ABOUT THE BALL STATE CARDINALS

- ▶ Ball State is located in Muncie, Ind., and has an enrollment of 17,285. The Cardinals are members of the Mid-American Conference.
- ▶ The Cardinals return seven lettermen, including three starters, from a team which finished with a 10-18 overall record and 6-12 in the MAC
- ▶ Tonight's game is the fifth road game for Ball State in its last six games. The Cardinals are 2-8 on the road this season and 0-4 on the road against non-conference teams.
- ▶ The Cardinals leading scorer Skip Mills did not play in Ball State's last game at Northern Illinois due to a concussion. His status for tonight is uncertain. Mills is averaging 13.1 points per game on the season, while averaging 30.9 minutes per game.
- ▶ In Mills' absence, Anthony Newell has elevated his game. Newell finished with a career-high 21 points and 12 rebounds, for his fourth double-double of the season.
- ▶ Everyone on the Ball State roster, except Zack Garcia, who has played one minute this season, has attempted at least one try.

BALL STATE NUMERICAL ROSTER

No.	Name	Pos.	Ht.	Wt.	Yr.	Hometown
1	Zack Garcia	F/C	6-8	250	Fr.	La Crescenta, Calif.
2	Michah Rollin	C	6-10	260	Jr.	Long Beach, Calif.
3	Ahmaad Cook	G	6-0	175	Fr.	Inglewood, Calif.
4	Brandon Lampley	G	6-0	170	So.	Hamilton, Ohio
5	Steve Horton	G	5-9	150	Jr.	Cincinnati, Ohio
12	Peyton Stovall	G	6-1	190	Jr.	Lafayette, Ind.
13	Chris Ames	G/F	6-3	200	Sr.	Jackson, Miss.
15	D'Andre Peyton	F	6-6	220	Sr.	Indianapolis, Ind.
23	Jalon Perryman	G	6-4	180	So.	Detroit, Mich.
24	Julien "Skip" Mills	F	6-3	205	Sr.	Indianapolis, Ind.
31	Jarelle Redden	G	6-2	190	Jr.	Cincinnati, Ohio
32	Anthony Newell	F	6-5	205	So.	Chicago, Ill.
34	Rashaun McLemore	G	6-4	190	Fr.	Richmond, Va.

Head Coach: Ronny Thompson

Assistant Coach: Steve Flint, Troy Collier, Bill Howze

BIG MAC ATTACK

Playing a league member of the Mid-American Conference is nothing new for Illinois State, especially since the 'Birds have faced at least one MAC team during the last nine seasons. Tonight's game is the 252nd contest against a current affiliate of the MAC. The 'Birds have had their share of success against the MAC with a 147-104 record (.586), including a 64-40 win over Miami (Ohio) earlier in the season. The only current member of the 13-team conference that the Redbirds have never faced is Toledo.

HAVEN'T SEEN THIS SINCE THE 10¢ STAMP

Illinois State and Ball State will be meeting for the first time since 1975, even though the two campuses are only 228 miles apart. The two teams did have non-publicized scrimmages against one another prior to 2003-04 and 2004-05 seasons, but a lot has changed since the two schools met officially. The late Gerald Ford was the U.S. President, while George Carlin appeared as the host on Saturday Night Live's debut. *One Flew Over the Cuckoo's Nest* swept the top Oscar's winning Best Picture, Director, Actor and Actress and Illinois State head coach Porter Moser was six-years-old.

"BIG VALLEY"

If Illinois State's Levi Dyer keeps filling it up in league play, at 6-foot-11, he might be dubbed as "Big Valley." Dyer leads the conference in three-point field goal percentage in league games shooting at a 53.9 percent clip, seven percent higher than his closest competitor. He also ranks tied for fourth in scoring for Valley contests with 15.3 points per game.

SENDING OUT AN S.O.S.

On the surface, the Redbirds own a 13-14 record on the season. But, ISU's mark hasn't come with a degree of difficulty. As of Feb. 15, the Sagarin Ratings list ISU's schedule as the 24th toughest slate in Division I basketball among 336 teams.

PICKIN' UP THE SLACK

Junior Anthony Slack is the Redbird team leader in steals with 40. If he holds the top spot, Slack would become only the third non-guard position player to lead ISU in steals over the last 20 seasons. Slack would join Dan Muller, who had 39 steals during the 1997-98 season, and Tony Holifield, who finished with 44 steals during the 1987-88 campaign.

CARRYING THE VALLEY FLAG

In Porter Moser's tenure at Illinois State, the Redbirds have carried the Valley flag well in non-conference match-ups. To date, ISU's fourth-year head coach boasts a 27-13 (.675) record in non-league games.

2006-07 SCHEDULE

9-16 Overall, 5-7 MAC		
Date	Opponent	Score/Time
NW11	NORTHERN COLORADO	W, 81-42
N19	PRAIRIE VIEW A&M ~	W, 65-48
N21	UT-CHATTANOOGA ~	L, 55-70
N24	vs. Kansas !	L, 46-64
N25	vs. Western Kentucky !	L, 66-76
N27	at Georgetown	L, 54-69
D2	INDIANA STATE	W, 73-70 (ot)
D6	at Butler	L, 41-65
D9	vs. Oklahoma State %	L, 56-75
D16	VALPARAISO	W, 61-40
D19	TEMPLE	L, 70-75
D22	at Tennessee State	L, 60-67
D30	at Indiana	L, 57-71
J6	TOLEDO*	L, 60-62
J9	at Western Michigan*	L, 61-74
J13	EASTERN MICHIGAN*	L, 52-56
J16	NORTHERN ILLINOIS*	W, 71-60
J19	at Central Michigan*	W, 64-57
J24	KENT STATE*	L, 54-60
J28	OHIO*	W, 69-57
J31	at Bowling Green*	L, 57-67
F3	at Akron*	L, 52-70
F7	BUFFALO*	W, 79-73
F10	at Miami (Ohio)*	L, 44-66
F13	at Northern Illinois*	W, 57-55
F17	at Illinois State^	Today
F22	CENTRAL MICHIGAN*	7 p.m.
F25	at Eastern Michigan*	2 p.m.
M1	at Toledo*	7 p.m.
M4	WESTERN MICHIGAN*	2 p.m.
M7-10	at Mid-American Conference Tournament	

* - Mid-American Conference game
 ~ - Las Vegas Holiday Invitational (Muncie, Ind.)
 % - Las Vegas Holiday Invitational (Las Vegas, Nev.)
 ! - San Diego Slam (San Diego, Calif.)
 ^ - O'Reilly ESNU BracketBusters game
 HOME GAMES IN CAPS. All times CENTRAL.

LAST TIME THEY MET

Ball State 77, ILLINOIS STATE 65
February 8, 1975 • Men's Gym (Muncie, Ind.)

ILLINOIS STATE	Min.	FG-A	FT-A	REB	A	PF	TP
Whitlow, f	36	9-24	0-1	5	2	2	18
Lewis, f	29	2-7	0-0	7	2	3	4
Mann, c	18	5-9	0-1	6	0	5	10
Hawkins, g	36	11-23	3-4	10	2	3	25
Bonczyk, g	37	1-4	0-0	2	6	1	2
Wilkins	27	0-10	0-0	12	3	4	0
Powell	14	3-12	0-0	6	1	3	6
Tometch	3	0-1	0-0	0	1	2	0
Totals	200	31-90	3-6	55	17	23	65

Team Pct.: FG - .344; FT - .500
Turnovers: 11

Ball State	Min.	FG-A	FT-A	REB	A	PF	TP
Suggs, f	39	8-16	3-6	15	2	2	19
Holstein, f	8	0-2	0-0	1	0	1	0
Heinbaugh, c	29	5-7	0-0	9	2	5	10
Faulkner, g	37	4-13	9-10	5	9	2	17
Kaufman, g	36	7-16	0-0	0	5	1	14
Douglas	23	2-7	0-0	7	0	0	4
White	15	1-3	3-4	4	2	0	5
Arnett	2	0-0	0-0	0	0	0	0
Dotson	9	1-2	3-5	2	0	1	5
Fields	2	0-0	3-3	1	0	0	3
Totals	200	28-66	21-28	52	20	12	77

Team Pct.: FG - .424; FT - .750
Turnovers: 12

Officials: Beuhl Roach and Bob Shockley
Attendance: 3,675
Halftime Score: Ball State 33, ILLINOIS STATE 28

2006-07 VALLEY PRESEASON POLL

1. Creighton (29)	386
2. Southern Illinois (9)	354
3. Wichita State (2)	325
4. Missouri State	289
5. Northern Iowa	223
6. Evansville	163
7. Drake	150
8. Bradley	136
9. Illinois State	125
10. Indiana State	48



MOVIN' ON UP

Like George Jefferson, Levi Dyer's scoring average has been movin' on up the stat sheet. After six games this season, Dyer ranked ninth on the Redbird roster with 2.3 points per game. Currently, Dyer leads the team by boasting a 11.4 points per contest average.

DYER STRAIGHTS

Despite his atypical 6-foot-11 frame, Levi Dyer has proven to be lethal from beyond the arc this season. With four triples at Indiana State, Dyer has now made at least one triple in 16 straight games. It is the longest streak by a Redbird since Trey Guidry went 21 straight games with a three-pointer to end the 2002-03 season and open the 2003-04 campaign.

227 GAMES WITH A TREY

ISU enters tonight's game at Indiana State with at least one made three in 227 straight games. The last time ISU didn't sink a trey was an 82-43 loss at Creighton on Dec. 12, 1999.

A KING AND HIS COURT

Prior to the Feb. 3 game against Bradley, the would-be-king of Redbird basketball, Doug Collins, was honored as Redbird Arena's floor was formally named "Doug Collins Court." Collins lettered three years at Illinois State from 1971-73, while scoring a school-record 2,240 points. He averaged 29.1 points per game during his career and scored double figures in every game he played wearing a Redbird uniform. Collins also competed for the United States in the 1972 Olympic games, prior to being selected as the first pick overall in the 1973 NBA Draft by the Philadelphia 76ers. The four-time NBA all-star was also a successful coach with the Chicago Bulls, Detroit Pistons and Washington Wizards and is an award-winning NBA television analyst.

DIVERSITY IN SCORING

Illinois State has six players with 200 or more points on the season. Levi Dyer (308), Boo Richardson (270), Anthony Slack (268), Greg Dilligard (254), Osiris Eldridge (241) and Dom Johnson (221) have all reached the plateau. The last time the Redbirds had six players score 200 or more points in a season was during the 1997-98 campaign.

PERCENT AND PROBABILITY

So far this season, when Greg Dilligard attempts a field goal there is a high probability it is going in. In fact it is so high, that if he stays on this pace it would be the highest single-season field goal percentage in Illinois State history. The current conference leader is making 65.9 percent of his field goals this season, which included a 28-for-29 stretch that ended on his third field goal attempt at Missouri State.

WITH AGE COMES EXPERIENCE ...

Heading into the 2006-07 season, junior center Levi Dyer had amassed 138 total points in his collegiate career. This year, he has already totaled 308 points on the season. Averaging a personal-best 11.4 points per game this season, Dyer is on pace to finish the season with 353 points, more than doubling his career total heading into the season.

DYERMAKER

Since entering the starting lineup 16 games ago, junior Levi Dyer has been making the most of his opportunities. During the span, Dyer has posted double-figure scoring in 15 outings, including five 20-point games, one of which was a career-best 27-point effort against Drake. Also during that time, Dyer is averaging a team-best 15.8 points and is shooting 53.1 percent from three-point range.

LETHAL WEAPON 3

After Boo Richardson fired in six three-pointers at Drake, it gave the Redbirds three separate players who have made six or more three-pointers in a single game this season. Osiris Eldridge dumped in eight at Creighton, while Dom Johnson poured in seven against Florida State earlier in the season. In addition, Roberto Fortes did it twice last season with seven treys at Miami (Ohio) and six at Redbird Arena against Drake.

DILLY FOR THE BLOCK

Senior Greg Dilligard became Illinois State's career leader in blocked shots this season and he enters tonight's game with 159 career swats. Dilligard is only the fifth player in Redbird history to post 100 or more blocked shots in a career. He currently has 35 blocks on the season and is one block away from tying Mike VandeGarde for the No. 10 spot in the Redbird record book for blocked shots in a season.

POINT-N-SHOOT

Shooting percentage is also a key factor for ISU in terms of wins and losses. When ISU shoots better than their opponents, the 'Birds are 44-16 (.733) over the last four seasons. When the Redbirds shoot worse, ISU is 5-48 (.094).

2006-07 VALLEY RANKINGS
Through February 15 (All Games)

TEAM		
Scoring Offense.....	7th.....	66.7
Scoring Defense.....	6th.....	65.4
Scoring Margin.....	8th.....	+1.4
Free Throw Pct.....	10th.....	64.4
Field Goal Pct.....	5th.....	45.3
FG Pct. Defense.....	8th.....	44.6
3-Point FG Pct.....	6th.....	36.3
3-Point FG Pct. Def.....	9th.....	37.5
Rebounding Offense.....	7th.....	32.3
Rebounding Defense.....	7th.....	32.1
Rebounding Margin.....	7th.....	-+0.1
Blocked Shots.....	11st.....	3.33
Assists.....	5th.....	14.93
Steals.....	4th.....	7.19
Turnover Margin.....	6th.....	+0.89
Assist/Turnover Ratio.....	8th.....	0.96
Offensive Rebounds.....	3rd.....	10.44
Defensive Rebounds.....	8th.....	21.85
3-Point Field Goals Made.....	2nd.....	7.63

FIELD GOAL PERCENTAGE

Greg Dilligard.....	1st.....	65.9
Anthony Slack.....	5th.....	59.2

ASSISTS

Boo Richardson.....	5th.....	5.04
---------------------	----------	------

STEALS

Anthony Slack.....	5th.....	1.48
--------------------	----------	------

3-POINT FIELD GOAL PERCENTAGE

Levi Dyer.....	3rd.....	48.5
----------------	----------	------

BLOCKED SHOTS

Greg Dilligard.....	17th.....	1.30
Anthony Slack.....	19th.....	1.04

OFFENSIVE REBOUNDS

Greg Dilligard.....	13rd.....	2.56
Anthony Slack.....	8th.....	2.00

MINUTES PLAYED

Boo Richardson.....	6th.....	33.19
---------------------	----------	-------

DYER FOR TWO?

Junior center Levi Dyer has been working hard on his post play and it shows. Entering this season, Dyer had made 14 two-point baskets in his Redbird career. Already this season, Dyer has made 58 baskets inside the arc. He has also continued to shoot from three and ranks second on the team with 50 made three-pointers.

DISHING THE ROCK

Junior point guard Boo Richardson enters tonight's game averaging 5.0 assists per game this season, which is the highest average by a Redbird since Jamar Smiley dropped 6.4 assists per game during the 1997-98 season. Richardson has 136 assists on the season and is on pace to finish the regular season with 155, which would be No. 12 all-time.

CHAIRMAN OF THE OFFENSIVE BOARDS

Offensive rebounds have only been an official stat for a little more than 15 years, but during that time no one at Illinois State has been better at hitting the offensive glass than Greg Dilligard. During his career, Dilligard has registered 248 offensive caroms and is only the fourth player at ISU to collect 200 or more offensive boards. Dilligard is joined by Rico Hill (211), Dan Muller (205) and LeRoy Watkins (205).

FRESHMAN PHENOM

Not only did freshman Osiris Eldridge tie the school record at Creighton for made three pointers with eight, but he also poured in a career-high 28 points in the process. His 28 tallies marked the third highest single-game point total by a Redbird freshman in school history. By doing so, he joined a pretty elite group of ISU scorers – Bubbles Hawkins (30 points at Jacksonville, 2-16-73), Roger Powell (30 points vs. Morehead State, 1-8-73), Billy Lewis (28 points at West Virginia, 3-1-75) and Tarise Bryson (28 points vs. Southern Mississippi, 11-28-98 and vs. Wisconsin, 12-5-98).

BOO'S CLUES

Chances are if you want to see how the Redbirds did, just look at Boo Richardson's stat line. In the 13 wins, Richardson is averaging a team-high 13.2 points per game, while shooting 50.9 percent from the field and 40.8 percent on threes, with an 1.76 assist-to-turnover ratio. In the 14 losses, Richardson is averaging 7.1 points per game, shooting 28.8 percent, including 26.0 percent on threes, and has a 1.10 assist-to-turnover ratio.

TAKING THE 'NORM' OUT OF NORMAL

After finishing the 2005-06 season with a 9-19 record, the 'Birds were in the midst of an aberration. The campaign marked only the sixth losing season in ISU's 35 years of being a Division I program.

MATCHBOX 20

If the Illinois State box scores from the 2005-06 season were compared to the box scores from this season – one thing in particular jumps out. In 28 games last season, the Redbirds had a 20-point scorer three times. Greg Dilligard did it once and Roberto Fortes reached 20 points twice. This season, the Redbirds have had players score 20 or more points in a game 13 times. Levi Dyer has scored 20-plus five times, Boo Richardson three times, Anthony Slack twice, while Dilligard, Dom Johnson and Osiris Eldridge have all accomplished it once.

THIRTY SOMETHING

Junior guard Dom Johnson became the first Redbird to score 30 or more points in a game since Trey Guidry tossed in 30 at Creighton on Jan. 22, 2005. Johnson torched Florida State for 32 points on 12-for-23 shooting. It was the most points by a Redbird since Tarise Bryson scored 38 in the 2001 National Invitational Tournament game at Purdue.

SEAD ADDED

Sead Odzic (SEE-add ODD-zik) transferred to Illinois State from Southern California following the fall semester. Odzic, a 6-foot-3, 192-pound guard, is a native of Skokie, Ill., and played prep basketball at Niles West. He will have to serve a year of residency and will not be eligible to compete in a game for the Redbirds until the completion of the Fall 2007 semester. At USC last season, Odzic averaged 3.2 points and 1.2 rebounds per game. Prior to USC, Odzic averaged 20 points, five rebounds and four assists during his senior season at Niles West.

RUBIN SIGNS

During the early signing period, head coach Porter Moser added his first to the 2007-08 recruiting class. Point guard Alex Rubin from Armstrong High School in Plymouth, Minn., signed his national letter of intent to continue his education and basketball career at ISU. At 6-foot-1, 185-pounds, Rubin led the Falcons to a 19-10 overall record, before falling in the sectional finals. A two-time all-Classic Lake Conference selection, Rubin averaged 14.5 points and 4.8 assists per game as a junior. In 2006, he was named to the all-metro defensive second team and was an honorable mention all-state selection. This season, Rubin is averaging 20.9 points per contest, while Armstrong owns an 12-8 record.



CHART CLIMBERS

Career Blocked Shots Leaders

1. Greg Dilligard - 2003-06159
2. LeRoy Watkins - 1995-99143

Career Blocked Shots Average

1. Greg Dilligard (114 games) - 2003-06.....1.39
2. Jeff Wilkins (81 games) - 1974-77.....1.27
3. Joe Galvin (107 games) - 1976-80.....1.23
4. Mike VandeGarde (112 games) - 1990-941.20
5. LeRoy Watkins (120 games) - 1995-99.....1.19

Career Games Started

1. Dan Muller - 1994-98.....128
2. Michael McKenny - 1981-85.....114
3. Gregg Alexander - 2001-05.....112
4. Hank Cornley - 1980-84110
5. Richard Thomas - 1989-93.....109
6. LeRoy Watkins - 1995-99.....107
7. Greg Dilligard - 2003-06105

CAREER GAMES/STARTS

No.	Player	GP	GS
50	Greg Dilligard	114	105
5	Boo Richardson	27	27
32	Levi Dyer	63	24
10	Dom Johnson	26	22
1	Roberto Fortes	48	17
4	Anthony Slack	27	13
0	Osiris Eldridge	27	13
31	Michael Vandello	51	9
42	Dinma Odiakosa	18	9
45	Brandon Holtz	43	7
24	Bobby Hill	22	5
51	Ronnie Carlwell	78	2
22	Julius Moor	15	0

2006-07 VALLEY STANDINGS

	VALLEY			OVERALL		
	W	L	PCT	W	L	PCT
1. Southern Illinois	13	3	.813	22	5	.815
2. Creighton	12	4	.750	18	8	.692
3. Missouri State	10	6	.625	19	8	.704
4. Bradley	9	7	.563	18	10	.643
5. Wichita State	8	8	.500	17	10	.630
6. Northern Iowa	7	9	.438	16	11	.593
7. Evansville	6	10	.375	13	14	.481
8. Drake	5	11	.313	14	13	.519
Illinois State	5	11	.313	13	14	.481
Indiana State	5	11	.313	12	14	.462

*Through February 15

PRONOUNCIATIONS

Greg Dilligard	DILL-a-guard
Levi Dyer	LEE-vye
Osiris Eldridge	oh-SY-ris
Roberto Fortes	FORE-tez
Dominatrix Johnson	dom-me-NEE-trix
Porter Moser	MO-zur
Dinma Odiakosa	DEEN-muh oh-DEE-oh-kosa
Mike Vandello	van-DUH-low

2006-07 ILLINOIS STATE RESULTS

RECORD:	OVERALL	HOME	AWAY	NEUTRAL
ALL GAMES	13-14	9-4	3-9	1-1
CONFERENCE	5-11	4-4	1-7	0-0
NON-CONFERENCE	8-3	5-0	2-2	1-1

DATE	TIME	OPPONENT	SCORE	ATTEND	HIGH POINTS	HIGH REBOUNDS
11-12-06	5:00 pm	vs SMU	55-57 L	6807	(15)Johnson, Dominatrix	(12)Slack, Anthony
11-13-06	7:30 pm	at Florida State	59-73 L	6897	(32)Johnson, Dominatrix	(5)Slack, Anthony
11-14-06	5:00 pm	vs McNeese State	W 67-50	6780	(23)Richardson, Boo	(8)Slack, Anthony
11-20-06	7:05 pm	CAL STATE NORTHRIDGE	W 66-44	4699	(16)Johnson, Dominatrix	(7)Slack, Anthony
11-25-06	7:30 pm	at St. John's	W 78-65	4038	(18)Richardson, Boo	(11)Dilligard, Greg
11-29-06	7:05 pm	SACRAMENTO STATE	W 86-69	5417	(21)Slack, Anthony	(10)Slack, Anthony
12-02-06	7:05 pm	TEXAS ARLINGTON	W 86-61	5941	(17)Dyer, Levi	(10)Dilligard, Greg
12-05-06	7:05 pm	MIAMI (OHIO)	W 64-40	5735	(15)Slack, Anthony	(4)Dyer, Levi
12-09-06	2:05 p.m.	* at Evansville	41-69 L	5806	(11)Johnson, Dominatrix	(9)Dilligard, Greg
12-16-06	2 p.m.	at Western Michigan	57-65 L	3091	(15)Fortes, Roberto	(7)Dilligard, Greg
12-19-06	7:05 p.m.	LEWIS	W 85-66	3691	(22)Slack, Anthony	(5)Vandello, Mike
12-23-06	2:00 PM	at UIC Flames	W 77-69	4827	(19)ELDRIDGE, Osiris	(8)SLACK, Anthony
12-29-06	6:05 p.m.	* SOUTHERN ILLINOIS	49-68 L	6429	(11)Johnson, Dominatrix	(10)Slack, Anthony
01-01-07	3:05 pm	* at Creighton	71-79 L	14869	(28)Eldridge, Osiris	(3)Slack, Anthony
01-06-07	7:07 p.m.	* INDIANA STATE	50-54 L	4543	(11)Dyer, Levi	(3)Richardson, Boo
01-09-07	7:05 p.m.	* NORTHERN IOWA	WOT 67-64	3585	(20)Dyer, Levi	(3)Eldridge, Osiris
01-13-07	3:05 p.m.	* at Drake	66-70 L	4735	(24)Richardson, Boo	(7)Dilligard, Greg
01-15-07	7:06 p.m.	* MISSOURI STATE	66-75 L	4191	(23)Dyer, Levi	(13)Dyer, Levi
01-18-07	7:07 p.m.	* WICHITA STATE	W 83-75	5422	(20)Dyer, Levi	(7)Eldridge, Osiris
01-21-07	12:05 p.m.	* DRAKE	W 80-65	3988	(27)Dyer, Levi	(7)Eldridge, Osiris
01-24-07	7:37 p.m.	* at Bradley	67-88 L	11444	(18)Dilligard, Greg	(6)Eldridge, Osiris
01-27-07	2:05 p.m.	* at Southern Illinois	62-73 L	8608	(18)Dyer, Levi	(8)Eldridge, Osiris
01-30-07	7:05 p.m.	* EVANSVILLE	W 65-61	4560	(14)Eldridge, Osiris	(9)Slack, Anthony
02-03-07	7:07 p.m.	* BRADLEY	62-70 L	9294	(14)Slack, Anthony	(14)Johnson, Dominatrix
02/06/07	8:05 p.m.	* at Missouri State	61-73 L	6827	(17)Dyer, Levi	(10)Dilligard, Greg
02-11-07	2:05 p.m.	* at Wichita St.	64-69 L	10478	(22)Dyer, Levi	(5)Eldridge, Osiris
02-14-07	7:05 pm EST	* at Indiana State	W 68-53	3004	(18)Dyer, Levi	(7)Dilligard, Greg
						(10)Dilligard, Greg

* = Conference game

ATTENDANCE SUMMARY	GAMES	TOTALS	AVG/GAME
HOME	13	67495	5192
AWAY	12	84624	7052
NEUTRAL	2	13587	6794
TOTAL	27	165706	6137

2006-07 ILLINOIS STATE NUMERICAL ROSTER

No.	Name	Pos.	Ht.	Wt.	Cl.-Ex.	Hometown (previous schools)
0	Osiris Eldridge	G	6-3	190	Fr.-HS	Chicago, Ill. (Phillips Academy)
1	Roberto Fortes	G	6-4	195	Sr.-1L	Fort Wayne, Ind. (North Side/Daytona Beach CC)
4	Anthony Slack	F	6-7	210	Jr.-TR	New Orleans, La. (John F. Kennedy/Coffeyville CC)
5	Keith "Boo" Richardson	G	5-8	160	Jr.-TR	Kansas City, Kan. (Wyandotte/Coffeyville CC)
10	Dominatrix Johnson	G	6-0	185	Jr.-TR	Bell City, Mo. (Bell City/Three Rivers CC)
22	Julius Moor	G	6-3	185	Jr.-TR	Kieler, Wis. (Cuba City/Kirkwood CC)
24	Bobby Hill	F	6-6	210	Fr.-HS	St. Louis, Mo. (Vashon)
31	Mike Vandello	F	6-7	220	So.-1L	Bettendorf, Iowa (Bettendorf)
32	Levi Dyer	C	6-11	220	Jr.-2L	Eaton, Colo. (Eaton)
42	Dinma Odiakosa	F	6-8	240	So.-1L	Akwukwu, Nigeria (St. Patrick's Model School)
45	Brandon Holtz	G	6-4	185	So.-1L	Bloomington, Ill. (Bloomington)
50	Greg Dilligard	F	6-8	230	Sr.-3L	Labelle, Mo. (Highland)
51	Ronnie Carlwell	C	6-11	258	Sr.-2L	Maywood, Ill. (Proviso East)

Head Coach: Porter Moser
 Assistant Coaches: Chris Jans, Daniyal Robinson, Brian Barone
 Director of Basketball Operations: John Marczak

2006-07 ILLINOIS STATE STATISTICS

##	Player	GP	GS	Min	Avg	TOTAL			3-PTS			REBOUNDS				PF	FO	A	TO	Blk	Stl	Pts	Avg			
						FG	FGA	Pct	3FG	FGA	Pct	FT	FTA	Pct	Off									Def	Tot	Avg
32	Dyer,Levi	27	16	563	20.9	108	213	.507	50	103	.485	42	57	.737	19	69	88	3.3	65	1	25	38	14	15	308	11.4
	Conference-Only...	16	15	420	26.3	85	160	.531	41	76	.539	34	48	.708	15	49	64	4.0	44	1	19	26	9	7	245	15.3
05	Richardson,Boo	27	27	896	33.2	89	226	.394	33	99	.333	59	83	.711	14	62	76	2.8	67	3	136	96	0	28	270	10.0
	Conference-Only...	16	16	526	32.9	44	129	.341	17	56	.304	20	28	.714	8	35	43	2.7	43	3	66	49	0	18	125	7.8
04	Slack,Anthony	27	13	617	22.9	100	169	.592	2	9	.222	66	107	.617	54	98	152	5.6	79	6	19	57	28	40	268	9.9
	Conference-Only...	16	3	335	20.9	51	89	.573	1	2	.500	39	64	.609	32	44	76	4.8	48	4	9	31	11	18	142	8.9
50	Dilligard,Greg	27	25	678	25.1	114	173	.659	0	0	.000	26	66	.394	69	83	152	5.6	89	0	42	41	35	15	254	9.4
	Conference-Only...	16	14	391	24.4	62	92	.674	0	0	.000	16	39	.410	35	51	86	5.4	52	0	17	24	21	7	140	8.8
00	Eldridge,Osiris	27	13	625	23.1	82	216	.380	41	110	.373	36	48	.750	34	87	121	4.5	39	0	32	36	1	31	241	8.9
	Conference-Only...	16	13	443	27.7	60	153	.392	30	77	.390	26	33	.788	25	68	93	5.8	28	0	21	21	1	22	176	11.0
10	Johnson,Dominatrix	26	22	833	32.0	77	205	.376	51	145	.352	16	23	.696	9	44	53	2.0	39	0	84	56	6	28	221	8.5
	Conference-Only...	15	11	466	31.1	33	92	.359	19	62	.306	3	9	.333	5	25	30	2.0	25	0	54	35	2	9	88	5.9
01	Fortes,Roberto	25	14	462	18.5	34	99	.343	16	60	.267	22	32	.688	12	41	53	2.1	40	0	36	37	0	12	106	4.2
	Conference-Only...	14	3	170	12.1	7	26	.269	2	14	.143	8	14	.571	7	17	24	1.7	19	0	12	14	0	0	24	1.7
45	Holtz,Brandon	17	0	162	9.5	15	47	.319	11	38	.289	2	4	.500	2	9	11	0.6	16	0	9	10	1	8	43	2.5
	Conference-Only...	11	0	110	10.0	8	30	.267	6	23	.261	1	1	1.000	1	5	6	0.5	12	0	7	9	1	7	23	2.1
31	Vandello,Mike	23	0	235	10.2	14	37	.378	1	3	.333	12	17	.706	19	27	46	2.0	34	0	8	26	1	6	41	1.8
	Conference-Only...	14	0	101	7.2	7	15	.467	1	2	.500	8	12	.667	6	12	18	1.3	17	0	1	13	1	1	23	1.6
24	Hill,Bobby	22	5	199	9.0	10	27	.370	0	0	.000	18	20	.900	7	13	20	0.9	16	0	9	10	2	6	38	1.7
	Conference-Only...	16	5	180	11.3	8	19	.421	0	0	.000	14	16	.875	2	12	14	0.9	14	0	8	9	2	6	30	1.9
22	Moor,Julius	15	0	69	4.6	2	7	.286	1	1	1.000	2	6	.333	1	5	6	0.4	1	0	1	7	0	5	7	0.5
	Conference-Only...	8	0	49	6.1	2	6	.333	1	1	1.000	1	4	.250	1	4	5	0.6	0	0	1	3	0	4	6	0.8
51	Carlwell,Ronnie	19	0	86	4.5	2	10	.200	0	0	.000	1	6	.167	3	17	20	1.1	11	0	2	4	2	0	5	0.3
	Conference-Only...	8	0	34	4.3	0	2	.000	0	0	.000	0	0	.000	2	6	8	1.0	1	0	1	2	1	0	0	0.0
TM	TEAM.....														39	35	74	2.7			3					
	Conference-Only...														17	27	44	2.8			3					
	<i>Total.....</i>	<i>27</i>				<i>647</i>	<i>1429</i>	<i>.453</i>	<i>206</i>	<i>568</i>	<i>.363</i>	<i>302</i>	<i>469</i>	<i>.644</i>	<i>282</i>	<i>590</i>	<i>872</i>	<i>32.3</i>	<i>496</i>	<i>10</i>	<i>403</i>	<i>421</i>	<i>90</i>	<i>194</i>	<i>1802</i>	<i>66.7</i>
	<i>Conference-Only...</i>	<i>16</i>				<i>367</i>	<i>813</i>	<i>.451</i>	<i>118</i>	<i>313</i>	<i>.377</i>	<i>170</i>	<i>268</i>	<i>.634</i>	<i>156</i>	<i>355</i>	<i>511</i>	<i>31.9</i>	<i>303</i>	<i>8</i>	<i>216</i>	<i>239</i>	<i>49</i>	<i>99</i>	<i>1022</i>	<i>63.9</i>
	<i>Opponents.....</i>	<i>27</i>				<i>622</i>	<i>1396</i>	<i>.446</i>	<i>168</i>	<i>448</i>	<i>.375</i>	<i>353</i>	<i>511</i>	<i>.691</i>	<i>265</i>	<i>603</i>	<i>868</i>	<i>32.1</i>	<i>480</i>	<i>6</i>	<i>370</i>	<i>445</i>	<i>80</i>	<i>195</i>	<i>1765</i>	<i>65.4</i>
	<i>Conference-Only...</i>	<i>16</i>				<i>382</i>	<i>821</i>	<i>.465</i>	<i>114</i>	<i>288</i>	<i>.396</i>	<i>228</i>	<i>333</i>	<i>.685</i>	<i>148</i>	<i>353</i>	<i>501</i>	<i>31.3</i>	<i>271</i>	<i>2</i>	<i>239</i>	<i>206</i>	<i>43</i>	<i>111</i>	<i>1106</i>	<i>69.1</i>

SCORE BY PERIODS:	1st	2nd	OT	Total
Illinois State	824	970	8	1802
Opponents	807	953	5	1765

DEADBALL REBOUNDS:	OFF	DEF	TOTAL
Illinois State	56	6	62
Opponents	71	8	79



BENCH SCORING (ISU-OPP)

vs. SMU	11-8
at Florida State	2-19
vs. McNeese State	7-2
Cal State Northridge	15-24
at St. John's	13-27
Sacramento State	23-10
UT-Arlington	37-29
Miami (Ohio)	14-4
at Evansville*	15-23
at Western Michigan	13-24
Lewis	16-13
at Illinois-Chicago	22-30
Southern Illinois*	22-6
at Creighton*	5-15
Indiana State*	13-18
Northern Iowa*	14-21
at Drake*	18-15
Missouri State*	6-26
Wichita State*	26-14
Drake*	25-33
at Bradley*	22-9
at Southern Illinois*	15-3
Evansville*	24-6
Bradley*	19-26
at Missouri State*	10-8
at Wichita State*	13-13
at Indiana State*	21-16
Ball State	
Creighton*	
at Northern Iowa*	
Total	441-442

THE LAST TIME IT HAPPENED

INDIVIDUAL

A player scored 40 points ...
 ILLINOIS ST.Tarise Bryson (41) at Central Michigan, 12-3-06
 OpponentAnthony Roberts (48), Oral Roberts, 1-6-75

A player scored 30 points ...
 ILLINOIS ST.Dom Johnson (32) at Florida State, 11-13-06
 OpponentJermaine Boyette (31), Weber State, 11-16-01

A player grabbed 20 rebounds ...
 ILLINOIS ST.Ron deVries (24) vs. Pacific, 1-19-74
 OpponentAnthony Bonner (21), Saint Louis, 2-6-90

A player grabbed 15 rebounds ...
 ILLINOIS ST.Baboucar Bojang (15) vs. UNI, 1-30-02
 OpponentRandal Falke (17), Southern Illinois, 12-29-06

A player had a double-double ...
 ILLINOIS ST.Greg Dilligard (12p, 10r) at Indiana State, 2-14-07
 OpponentNathan Bilyeu (11p, 10r), Missouri State, 2-6-07

A player made five 3-pointers ...
 ILLINOIS ST.Levi Dyer (5-7) vs. Drake, 1-21-07
 OpponentJason Holsinger (6-10), Evansville, 1-30-07

A player made 10 free throws ...
 ILLINOIS ST.Lorenzo Gordon (10-14) vs. St. John's, 12-4-04
 OpponentBrandon Dagens (11-11), Lewis, 12-19-06

A player had 15 free throw attempts ...
 ILLINOIS ST.Tarise Bryson (12-15) at Purdue, 3-14-01
 OpponentIke Ofoegbu (12-17), SMU, 11-12-06

A player had 10 assists ...
 ILLINOIS ST.Boo Richardson (11) vs. Lewis, 12-19-06
 OpponentDaniel Ruffin (10), Bradley, 1-24-07

A player had five steals ...
 ILLINOIS ST.Anthony Slack (5) vs. Cal State Northridge, 11-20-06
 OpponentHaron Hargrave (8), Sacramento State, 11-29-06

A player blocked five shots ...
 ILLINOIS ST.Greg Dilligard (6) at Missouri State, 2-6-07
 OpponentRandal Falke (5), Southern Illinois, 1-27-07

TEAM

A team scored 100 points ...
 ILLINOIS ST.vs. Southern Illinois (105), 1-10-98
 OpponentOklahoma (112), 12-28-90

A team made 35 field goals ...
 ILLINOIS ST.vs. Bellarmine (35-71), 12-2-03
 OpponentUT-San Antonio (35-65), 12-17-00

A team had 75 field goal attempts ...
 ILLINOIS ST.vs. Lewis (31-78), 12-2-92
 OpponentAkron (27-80), 11-20-98

A team shot 50 percent from the field ...
 ILLINOIS ST.at Indiana State (.549, 28-51), 2-14-07
 OpponentWichita State (.500, 20-40), 2-11-07

A team made 10 3-point field goals ...
 ILLINOIS ST.at Creighton (12-26), 1-1-07
 OpponentSouthern Illinois (10-19), 1-27-07

A team had 25 3-point field goal attempts ...
 ILLINOIS ST.at Creighton (12-26), 1-1-07
 OpponentBradley (11-26), 1-24-07

A team shot 50 percent on 3-pointers ...
 ILLINOIS ST.at Southern Illinois (.727, 8-11), 1-27-07
 OpponentSouthern Illinois (.526, 10-19), 1-27-07

A team made 30 free throws ...
 ILLINOIS ST.vs. Florida A&M (38-48), 11-23-03
 OpponentIndiana State (33-43), 12-22-05

A team had 25 assists ...
 ILLINOIS ST.vs. UT-Arlington (25), 12-2-06
 OpponentEvansville (26), 2-11-04

A team had 15 steals ...
 ILLINOIS ST.vs. Bellarmine (16), 12-2-03
 OpponentSacramento State (15), 11-29-06

A team had 10 blocked shots ...
 ILLINOIS ST.vs. Evansville (10), 1-17-79
 OpponentNorthern Illinois (11), 11-26-03

ILLINOIS STATE'S 2006-07 RECORD WHEN

	2006-07	Under Moser
Overall	13-14	49-65
Missouri Valley Conference	5-11	21-49
Playing Nationally Ranked Teams	0-0	0-3
Leading at the Half	10-1	38-10
Trailing at the Half	2-13	10-50
Tied at the Half	1-0	1-5
Leading with 5:00 to Play	11-0	41-2
Trailing with 5:00 to Play	1-13	6-61
Tied with 5:00 to Play	1-1	2-2
In Overtime	1-0	4-2
ISU out-rebounds opponent	10-6	32-19
Opponents out-rebound ISU	2-8	14-41
ISU has 15 or fewer Turnovers	5-8	28-38
ISU has fewer Turnovers than opponents	8-8	25-18
ISU shoots 50 Percent or Better	6-2	19-11
ISU shoots 40 Percent or Better	13-9	45-32
Opponents shoot less than 40%	3-2	20-7
Opponents shoot 40% or Better	8-12	27-58
ISU shoots better than Opponent	12-6	44-16
Opponent shoots better than ISU	1-8	5-48
ISU has more FG Attempts	7-8	15-35
Opponent has more FG Attempts	6-3	33-19
ISU Shoots better than 35% on 3's	8-5	34-23
ISU Attempts more 3's	7-11	23-44
Opponents Attempt more 3's	6-2	24-13
ISU has more FT Attempts	9-2	37-10
Opponent has more FT Attempts	3-12	9-53
ISU Scores 100 or More	0-0	0-0
ISU Scores 90 or More	0-0	0-0
ISU Scores 80 or More	5-0	12-1
ISU Scores 70 or More	6-1	26-5

	2006-07	Under Moser
ISU Scores 60 or More	11-8	41-23
ISU Scores less than 60	0-6	6-41
Opponent Scores 100 or More	0-0	0-0
Opponent Scores 90 or More	0-0	0-0
Opponent Scores 80 or More	0-1	0-4
Opponent Scores 70 or More	1-8	5-28
Opponent Scores 60 or More	9-8	27-47
Opponent Scores less than 60	4-2	22-13
In Games Decided by 5 or less	2-4	12-15
In Games Decided by 6-10 Points	2-4	11-17
In Games Decided by 11-20 Points	6-4	17-28
In Games Decided by 21+ Points	3-2	9-5
Day Games	2-6	15-18
Night Games	11-8	34-47
Home Court	9-4	35-21
Away Games	3-8	9-39
Neutral Games	1-1	4-4
When ISU Scores First	6-5	23-17
When ISU Wins Tip	4-6	21-20
In November	4-2	12-7
In December	4-3	15-10
In January	4-6	13-23
In February	1-3	7-22
In March	0-0	2-3
On Sunday	1-2	4-6
On Monday	1-3	4-7
On Tuesday	5-1	14-4
On Wednesday	2-1	5-14
On Thursday	1-0	3-5
On Friday	0-1	1-1
On Saturday	3-6	18-27

2006-07 ILLINOIS STATE TEAM HIGHS & LOWS

	HIGHS	LOWS
POINTS	86 vs. Sacramento State (11-29-06) 86 vs. UT-Arlington (12-2-06)	41 at Evansville (12-9-06)
FIELD GOALS MADE	34 vs. Sacramento State (11-29-06)	14 at Evansville (12-9-06)
FIELD GOAL ATTEMPTS	60 vs. McNeese State (11-14-06) 60 at Illinois-Chicago (12-23-06)	41 at Southern Illinois (1-27-07)
FIELD GOAL PERCENTAGE	.607 (34-56) vs. Sacramento State (11-29-06)	.269 (14-52) at Evansville (12-9-06)
3 PT FIELD GOALS MADE	14 vs. UT-Arlington (12-2-06)	4 vs. Indiana State (1-6-07)
3 PT FG ATTEMPTS	28 at Western Michigan (12-16-06) 28 at Illinois-Chicago (12-23-06)	11 at Southern Illinois (1-27-07)
3 PT FG PERCENTAGE	.727 (8-11) at Southern Illinois (1-27-07)	.167 (4-24) vs. Indiana State (1-6-07)
FREE THROWS MADE	23 vs. Wichita State (1-18-07)	3 vs. Southern Illinois (12-29-06)
FREE THROW ATTEMPTS	33 at St. John's (11-25-06)	7 twice
FREE THROW PERCENTAGE	.813 vs. Northern Iowa (1-9-07)	.333 (3-9) vs. Southern Illinois (12-29-06)
REBOUNDS	40 vs. McNeese State (11-14-06) 40 vs. Indiana State (1-6-07)	20 at Creighton (1-1-07) 20 at Wichita State (2-11-07)
ASSISTS	26 vs. Sacramento State (11-29-06)	9 at Evansville (12-9-06)
STEALS	14 vs. Lewis (12-19-06)	2 twice
BLOCKED SHOTS	8 twice	0 vs. Evansville (1-30-07)
TURNOVERS	26 at Florida State (11-13-06)	9 at Western Michigan (12-16-06)
FOULS	27 at Missouri State (2-06-07)	11 at Indiana State (2-14-07)

2006-07 OPPONENT TEAM HIGHS & LOWS

	HIGHS	LOWS
POINTS	88 at Bradley (1-24-07)	40 vs. Miami (12-5-06)
FIELD GOALS MADE	34 at Bradley (1-24-07)	14 vs. Cal State Northridge (11-20-06)
FIELD GOAL ATTEMPTS	65 vs. Sacramento State (11-29-06) 65 vs. Wichita State (1-18-07)	38 vs. Missouri State (1-15-07)
FIELD GOAL PERCENTAGE	.658 (25-38) vs. Missouri State (1-15-07)	.259 (14-54) vs. Cal State Northridge (11-20-06)
3 PT FIELD GOALS MADE	12 vs. Wichita State (1-18-07)	1 vs. SMU (11-12-06)
3 PT FG ATTEMPTS	33 vs. Wichita State (1-18-07)	10 vs. SMU (11-12-06)
3 PT FG PERCENTAGE	.667 (8-12) at Evansville (12-9-06) .667 (8-12) vs. Missouri State (1-15-07)	10 vs. McNeese State (11-14-06) 10 at Missouri State (2-06-07)
FREE THROWS MADE	24 at Wichita State (2-11-07)	10 vs. SMU (11-12-06)
FREE THROW ATTEMPTS	37 at Missouri State (2-06-07)	2 vs. Miami (12-5-06)
FREE THROW PERCENTAGE	.875 (14-16) vs. UT-Arlington (12-2-06)	8 vs. Miami (12-5-06)
REBOUNDS	50 at Missouri State (2-06-07)	8 at Illinois-Chicago (12-23-06)
ASSISTS	22 at Bradley (1-24-07)	8 at Illinois-Chicago (12-23-06)
STEALS	15 vs. Sacramento State (11-29-06)	.250 (2-8) vs. Miami (12-5-06)
BLOCKED SHOTS	7 vs. Southern Illinois (12-29-06) 7 vs. Drake (1-21-07)	22 twice
TURNOVERS	28 vs. Lewis (12-19-06)	7 vs. SMU (11-12-06)
FOULS	25 vs. Lewis (12-19-06)	3 at St. John's (11-25-06) 3 at Western Michigan (12-16-06)
		0 three times
		5 vs. Bradley (2-3-07)
		11 twice

2006-07 ILLINOIS STATE & OPPONENT PLAYER SUPERLATIVES

	ILLINOIS STATE	OPPONENT
POINTS	32 Dom Johnson at Florida State (11-13-06)	27 Kyle Wilson, Wichita State (1-18-07)
FIELD GOALS MADE	12 Dom Johnson at Florida State (11-13-06)	11 Anthony Tolliver, Creighton (1-1-07)
FIELD GOAL ATTEMPTS	23 Dom Johnson at Florida State (11-13-06)	18 Loren Leat, Sacramento State (11-29-06)
FG PCT (min. 5 made)	1.000 (8-8) Greg Dilligard at Bradley (1-24-07)	1.000 (11-11) Anthony Tolliver, Creighton (1-1-07)
3 PT FG MADE	8 Osiris Eldridge at Creighton (1-1-07)	6 Will Franklin, Bradley (1-24-07)
3 PT FG ATTEMPTS	15 Dom Johnson at Florida State (11-13-06)	6 Jason Holsinger, Evansville (1-30-07)
3-PT FG PCT (min. 3 made)	1.000 (4-4) Levi Dyer vs. Wichita State (1-18-07)	11 Will Franklin, Bradley (1-24-07)
FREE THROWS MADE	8 Boo Richardson at Illinois-Chicago (12-23-06)	.833 (5-6) Kyle Wilson, Wichita State (1-18-07)
FREE THROW ATTEMPTS	11 Boo Richardson at Illinois-Chicago (12-23-06)	12 Ike Ofoegbu, SMU (11-12-06)
FT PCT (min. 6 att.)	.857 (6-7) Boo Richardson vs. Cal State Northridge (11-20-06) .857 (6-7) Anthony Slack vs. Lewis (12-19-06) .857 (6-7) Anthony Slack vs. Wichita State (1-18-07)	12 Anthony Vereen, UT-Arlington (12-2-06) 17 Ike Ofoegbu, SMU (11-12-06)
REBOUNDS	13 Levi Dyer at Drake (1-13-07)	1.000 (11-11) Brandon Dagens, Lewis (12-19-06)
ASSISTS	11 Boo Richardson vs. Lewis (12-19-06)	18 Joe Reitz, Western Michigan (12-16-06)
STEALS	5 Anthony Slack vs. Cal State Northridge (11-20-06)	10 Daniel Ruffin, Bradley (1-24-07)
BLOCKED SHOTS	6 Greg Dilligard at Missouri State (2-06-07)	8 Haron Hargrave, Sacramento State (11-29-06)
		5 Aliou Keita, Drake (1-21-07)
		5 Randal Falker, Southern Illinois (1-27-07)

INDIVIDUAL GAME-BY-GAME (PTS-REB-ASTS)

Opponent	Carlwell	Dilligard	Dyer	Eldridge	Fortes	Hill	Holtz
vs. SMU*	2-0-0	4-6-2	5-2-0	0-0-3	6-5-0	DNP	DNP
at Florida State*	0-0-0	8-2-0	0-0-1	2-3-1	5-2-2	DNP	DNP
vs. McNeese St.*	0-0-0	20-5-3	2-3-0	3-5-0	7-3-2	0-1-0	0-0-0
CS-Northridge	0-0-0	6-4-3	0-4-0	1-4-0	2-4-1	0-1-0	9-1-0
at St. John's	0-1-0	17-11-4	5-0-0	8-2-2	13-7-1	DNP	DNP
Sacramento St.	0-0-0	11-10-4	2-0-1	3-1-0	11-0-3	0-0-0	10-3-1
UT-Arlington	1-2-1	6-3-3	17-4-1	14-2-2	13-3-4	4-2-1	1-1-1
Miami (Ohio)	0-2-0	11-10-0	9-4-1	5-2-1	2-0-2	0-0-0	0-0-0
at Evansville*	0-0-0	6-9-2	2-2-0	9-7-0	3-2-2	0-0-0	0-2-1
at W. Michigan	2-1-0	9-7-3	7-2-0	4-2-1	15-4-1	DNP	DNP
Lewis	0-3-0	13-1-1	6-2-1	6-1-1	3-0-3	4-2-0	0-0-0
at Illinois-Chicago	0-3-0	9-7-2	10-3-1	19-6-0	5-1-5	DNP	DNP
Southern Illinois*	0-0-0	6-5-0	10-9-1	10-4-0	0-2-1	0-1-1	3-0-0
at Creighton*	0-2-0	5-2-0	13-3-1	28-3-0	0-1-1	0-0-0	0-0-0
Indiana State*	DNP	9-10-1	11-5-0	9-8-1	0-0-0	4-0-0	DNP
Northern Iowa*	0-2-1	4-7-1	20-5-0	18-4-3	DNP	6-1-0	3-1-0
at Drake*	0-0-0	2-0-0	14-13-1	4-7-1	1-0-0	0-0-0	5-0-0
Missouri State*	DNP	13-2-0	23-4-1	7-7-1	0-1-1	0-0-0	0-0-0
Wichita State*	DNP	10-4-1	20-4-2	16-6-1	0-1-1	4-1-0	DNP
Drake*	DNP	5-5-1	27-2-2	7-7-2	8-3-1	0-0-0	DNP
at Bradley*	0-3-0	18-4-1	11-4-1	8-6-2	3-5-1	0-1-0	3-0-2
at S. Illinois*	0-0-0	8-2-1	18-2-0	17-8-4	4-5-2	2-1-0	DNP
Evansville*	DNP	8-6-0	6-1-0	14-8-0	2-2-1	2-1-1	6-2-3
Bradley*	DNP	11-10-3	13-2-6	2-4-1	1-1-0	5-2-3	DNP
at Missouri St.*	0-1-0	8-3-1	17-4-1	11-5-1	2-1-1	3-4-2	3-1-0
at Wichita State*	DNP	15-7-3	22-1-2	7-6-2	0-0-0	0-0-1	0-0-1
at Indiana State*	DNP	12-10-2	18-3-1	9-3-2	DNP	4-2-0	0-0-0

Opponent	Johnson	Moor	Odiakosa	Richardson	Slack	Vandello
vs. SMU*	15-1-1	0-0-0	DNP	10-2-4	9-12-0	4-2-0
at Florida State*	32-1-4	DNP	DNP	4-2-4	8-5-2	0-3-0
vs. McNeese St.*	3-3-2	0-1-0	DNP	23-3-7	7-8-0	2-4-1
CS-Northridge	16-5-1	1-0-0	DNP	15-2-8	12-7-1	4-3-0
at St. John's	7-0-2	DNP	DNP	18-3-4	10-7-1	0-1-2
Sacramento St.	8-2-4	0-0-0	DNP	12-3-8	21-10-1	8-8-4
UT-Arlington	13-3-3	0-0-0	DNP	7-1-7	10-3-2	0-0-0
Miami (Ohio)	9-2-3	0-0-0	DNP	13-4-4	15-10-2	DNP
at Evansville*	11-1-1	0-0-0	DNP	2-1-2	4-6-0	4-3-1
at W. Michigan	5-2-3	DNP	DNP	6-2-6	9-2-0	0-2-0
Lewis	11-2-5	0-0-0	DNP	20-4-11	22-4-1	0-5-0
at Illinois-Chicago	14-2-2	DNP	DNP	17-7-7	3-8-0	DNP
Southern Illinois*	11-2-3	DNP	DNP	0-0-3	9-10-1	0-0-0
at Creighton*	6-0-6	DNP	DNP	7-3-9	12-3-0	0-0-0
Indiana State*	10-2-2	DNP	DNP	1-5-6	6-8-0	0-0-0
Northern Iowa*	7-3-4	DNP	DNP	4-4-4	4-1-0	1-3-0
at Drake*	4-2-5	DNP	DNP	24-2-3	12-7-1	0-0-0
Missouri State*	8-2-8	DNP	DNP	9-2-5	6-3-1	DNP
Wichita State*	2-5-2	1-1-0	DNP	9-3-5	14-4-1	7-5-0
Drake*	0-5-6	0-0-0	DNP	16-3-6	14-5-0	3-4-0
at Bradley*	3-0-3	5-1-0	DNP	5-5-0	8-4-1	3-2-0
at S. Illinois*	2-1-1	0-3-0	DNP	0-1-5	9-4-2	2-0-0
Evansville*	DNP	0-0-0	DNP	11-2-5	14-9-1	2-0-0
Bradley*	14-3-1	DNP	DNP	12-7-1	4-3-0	0-0-0
at Missouri St.*	3-0-2	DNP	DNP	12-3-4	1-2-0	1-0-0
at Wichita State*	0-1-6	0-0-0	DNP	7-0-3	13-3-1	0-1-0
at Indiana State*	7-3-4	0-0-1	DNP	6-2-5	12-4-0	DNP

* Colonial Classic (Tallahassee, Fla.)
* Missouri Valley Conference game

SUPERLATIVES


- STARTING LINEUPS – F, F, G, G, G (7-4):**
- Slack, Dilligard, Fortes, Richardson, Johnson (7-4)
W – McNeese State, Cal State Northridge, at St. John's, Sacramento State, UT-Arlington, Miami (Ohio), Lewis
 - L – SMU, at Florida State, at Evansville, at Western Michigan
 - Dilligard, Dyer, Fortes, Richardson, Johnson (1-1)
W – at Illinois-Chicago
L – Southern Illinois
 - Slack, Dyer, Eldridge, Richardson, Johnson (0-2)
L – at Creighton, Indiana State
 - Dilligard, Dyer, Eldridge, Richardson, Johnson (3-3)
W – Northern Iowa, Wichita State, Drake
L – at Drake, Missouri State, at Bradley
 - Dilligard, Dyer, Eldridge, Fortes, Richardson (0-1)
L – at Southern Illinois
 - Hill, Dilligard, Dyer, Eldridge, Richardson (1-3)
W – Evansville
L – Bradley, at Missouri State, at Wichita State
 - Hill, Dilligard, Dyer, Richardson, Johnson (1-0)
W – at Indiana State
- FIRST POINTS:**
Richardson 7, Slack 5, Dyer 4, Dilligard 4, Eldridge 3, Johnson 2, Fortes 2
- DOUBLE-DIGIT SCORERS (75):**
Dyer 16, Richardson 13, Slack 13, Dilligard 11, Johnson 10, Eldridge 9, Fortes 4, Holtz 1
- DOUBLE-DIGIT REBOUNDING (11):**
Dilligard 6, Slack 4, Dyer 1
- LEADING SCORER:**
Dyer 10, Johnson 6, Slack 4, Richardson 3, Eldridge 3, Fortes 1, Dilligard 1
- LEADING REBOUNDER:**
Slack 10, Dilligard 10, Eldridge 7, Dyer 3, Vandello 1, Richardson 1
- DOUBLE-DOUBLES (9):**
Dilligard 5, Slack 2, Richardson 1, Dyer 1
- DUNKS (28):**
Slack 14, Dilligard 9, Carlwell 1, Hill 1, Eldridge 1, Johnson 1, Vandello 1
- FIRST SUBSTITUTION:**
Slack 9, Holtz 6, Dyer 5, Vandello 4, Eldridge 4, Johnson 3, Dilligard 1, Hill 1, Fortes 1, Moor 1
- CHARGES DRAWN (25):**
Slack 7, Dilligard 6, Richardson 4, Fortes 3, Dyer 3, Johnson 1, Vandello 1, Moor 1, Eldridge 1, Holtz 1
- MOST MINUTES:**
39, Richardson at Western Michigan, 12-16-06
39, Richardson at Drake, 1-13-07
38, Johnson vs. Missouri State, 1-15-07
38, Richardson vs. SMU, 11-12-06
38, Johnson at Illinois-Chicago, 12-23-06
38, Johnson vs. Southern Illinois, 12-29-06
38, Richardson at Creighton, 1-1-07
38, Johnson vs. Indiana State, 1-6-07
38, Richardson vs. Northern Iowa, 1-9-07
37, Johnson at Florida State, 11-13-06
37, Johnson at St. John's, 11-25-06
37, Richardson at Illinois-Chicago, 12-23-06

VALLEY WEEKLY HONORS

- PLAYER OF THE WEEK:**
Jan. 22 – Levi Dyer (23.5 ppg., 9-for-11 3FG Pct., 2 games)
- NEWCOMER OF THE WEEK:**
Nov. 13 – Dom Johnson (15 pts., 5 3FGs, 1 game)
Nov. 27 – Boo Richardson (16.5 ppg., 6 apg., 2 games)
Dec. 26 – Boo Richardson (18.5 ppg., 9 apg., 2 games)
Jan. 15 – Boo Richardson (14.0 ppg., 7 apg., 2 games)
Jan. 22 – Anthony Slack (14.0 ppg., 4.5 rpg., 2 games)

2006-07 GAME-BY-GAME

	Final	FG	FG%	3FG	3FG%	FT	FT%	O-D-T Reb.	Fouls	Assists	Turnovers	Blocks	Steals	Halftime
Illinois State vs. SMU	55 57	20-57 19-48	35.1 39.6	8-26 1-10	30.8 10.0	7-9 18-25	77.8 72.0	12-20-32 11-25-36	21 18	10 7	20 22	5 5	7 8	23 29
Illinois State at Florida State	59 73	23-53 28-53	43.4 52.8	8-23 5-13	34.8 38.5	5-7 12-16	71.4 75.0	6-16-22 11-24-35	20 13	14 12	26 27	3 4	9 8	24 31
McNeese State vs. Illinois State	50 67	18-48 26-60	37.5 43.3	2-10 6-22	20.0 27.3	12-19 9-12	63.2 75.0	9-18-27 18-22-40	13 17	9 15	17 16	6 4	9 6	20 36
Cal State Northridge at Illinois State	44 66	14-54 21-51	25.9 41.2	2-14 8-24	14.3 33.3	14-21 16-24	66.7 66.7	14-24-38 10-27-37	24 20	8 14	23 18	1 7	9 12	16 36
Illinois State at St. John's	78 63	24-56 26-52	42.9 50.0	8-25 2-8	32.0 25.0	22-33 11-16	66.7 68.8	16-19-35 8-21-29	19 22	16 10	17 22	2 5	8 3	41 31
Sacramento State at Illinois State	69 86	29-65 34-56	44.6 60.7	6-16 7-15	37.5 46.7	5-9 11-19	55.6 57.9	13-16-29 12-25-37	21 15	12 26	18 20	1 6	15 7	28 39
UT-Arlington at Illinois State	61 86	20-52 30-57	38.5 52.6	7-22 14-27	31.8 51.9	14-16 12-16	87.5 75.0	13-21-34 8-20-28	20 14	11 25	27 16	2 5	7 11	29 36
Miami (Ohio) at Illinois State	40 64	18-47 22-49	38.3 44.9	2-13 6-18	15.4 33.3	2-8 14-22	25.0 63.6	5-26-31 8-27-35	19 12	11 13	23 15	3 2	19 10	27 25
Illinois State at Evansville	41 69	14-52 26-49	26.9 53.1	7-26 8-12	26.9 66.7	6-11 9-16	54.5 56.3	15-21-36 6-26-32	18 13	9 16	17 11	2 4	6 4	27 28
Illinois State at Western Michigan	57 65	23-59 21-51	39.0 41.2	5-28 5-14	17.9 35.7	6-9 18-25	66.7 72.0	11-16-27 16-26-42	21 16	14 12	9 14	3 3	3 3	24 27
Lewis at Illinois State	66 85	21-42 31-58	50.0 53.4	11-18 7-19	61.1 36.8	13-15 16-29	86.7 55.2	5-23-28 13-17-30	25 20	18 23	28 12	2 1	7 14	36 47
Illinois State at Illinois-Chicago	77 69	26-60 26-63	43.3 41.3	11-28 11-22	39.3 50.0	14-21 6-8	66.7 75.0	12-26-38 12-26-38	14 18	17 21	13 18	3 5	8 5	36 32
Southern Illinois at Illinois State	68 49	24-48 19-59	50.0 32.2	8-20 8-27	40.0 29.6	12-22 3-9	54.5 33.3	9-32-41 11-23-34	11 18	17 10	13 11	7 1	7 5	27 20
Illinois State at Creighton	71 79	27-58 27-42	46.6 64.3	12-26 4-11	46.2 36.4	5-9 21-26	55.6 80.8	11-9-20 8-23-31	21 14	17 12	13 18	3 1	8 8	30 38
Indiana State at Illinois State	54 50	15-47 18-55	31.9 32.7	6-21 4-24	28.6 16.7	18-22 10-15	81.8 66.7	11-24-35 16-24-40	16 19	10 10	14 12	0 1	6 7	25 20
Northern Iowa at Illinois State	64 67	22-54 24-55	40.7 43.6	6-20 6-19	30.0 31.6	14-19 13-16	73.7 81.3	5-27-32 6-30-36	18 17	15 13	15 16	4 2	8 7	25 25
Illinois State at Drake	66 70	25-53 25-55	47.2 45.5	10-22 3-11	45.5 27.3	6-12 17-24	50.0 70.8	15-20-35 15-18-33	21 17	11 13	17 13	5 2	8 6	28 33
Missouri State at Illinois State	75 66	25-38 24-49	65.8 49.0	8-12 5-19	66.7 26.3	17-28 13-22	60.7 59.1	5-25-30 7-15-22	20 21	18 17	17 12	1 2	5 9	32 29
Wichita State at Illinois State	75 83	23-65 26-48	35.4 54.2	12-33 8-14	36.4 57.1	17-23 23-29	73.9 79.3	17-14-31 10-27-37	22 19	17 13	11 18	3 5	7 2	29 34
Drake at Illinois State	65 80	26-60 25-49	43.3 51.0	5-18 9-17	27.8 52.9	8-12 21-28	66.7 75.0	8-19-27 10-28-38	21 14	19 18	7 11	7 8	4 3	24 34
Illinois State at Bradley	67 88	24-52 34-63	46.2 54.0	5-18 11-26	27.8 42.3	14-24 9-12	58.3 75.0	9-26-35 5-25-30	14 17	11 22	16 7	1 3	7 8	32 54
Illinois State at Southern Illinois	62 73	22-41 25-49	53.7 51.0	8-11 10-19	72.7 52.6	10-16 13-20	62.5 65.0	9-21-30 9-13-22	22 19	15 18	24 14	3 5	5 8	31 25
Evansville at Illinois State	61 65	21-47 21-46	44.7 45.7	9-21 6-17	42.9 35.3	10-15 17-24	66.7 70.8	4-20-24 9-25-34	22 17	11 11	15 16	1 0	9 9	32 29
Bradley at Illinois State	70 62	26-58 21-44	44.8 47.7	8-23 8-24	34.8 33.3	10-16 12-22	62.5 54.5	8-23-31 7-29-36	20 20	20 15	5 15	0 2	10 2	34 30
Illinois State at Missouri State	61 73	22-51 24-59	43.1 40.7	9-19 4-10	47.4 40.0	8-15 21-37	53.3 56.8	2-23-25 19-31-50	27 13	12 9	14 13	8 3	8 6	25 37
Illinois State at Wichita State	64 69	27-50 20-40	54.0 50.0	6-15 5-15	40.0 33.3	4-7 24-30	57.1 80.0	4-16-20 8-22-30	24 17	19 10	15 19	2 2	7 11	31 36
Illinois State at Indiana State	68 53	28-51 19-47	54.9 40.4	7-15 7-16	46.7 43.8	5-9 8-11	55.6 72.7	15-18-33 11-11-22	11 11	15 12	12 14	4 0	6 4	32 22



Ronnie Carlwell • 51

C • 6-11 • 258 • Sr.-2L • Maywood, Ill. (Proviso East)

CAREER BESTS:

Points – 8 vs. Bradley, 2-5-05
Rebounds – 6 at Marquette, 11-15-04
Assists – 2, twice
Blocked Shots – 3, twice
Steals – 2 vs. IPFW, 12-6-05
Minutes – 24 at Marquette, 11-15-04

SEASON BESTS:

Points – 2, twice
Rebounds – 3, three times
Assists – 1, twice
Blocked Shots – 1, twice
Steals – 0
Minutes – 10 at Evansville, 12-9-06

Last Time Out:
Did not play.


2006-07/SENIOR AT ILLINOIS STATE:

Scored his first points of the season with a dunk against SMU (11/12) • 2006 Will Robinson Endowed Scholarship recipient.

2006-07 GAME-BY-GAME STATISTICS:

Opponent	FG-A	3FG-A	FT-A	O-D-T	PF	TP	A	TO	BLK	S	MIN
vs. SMU ^A	1-1	0-0	0-0	0-0-0	2	2	0	0	0	0	3
at Florida State ^A	0-1	0-0	0-0	0-0-0	0	0	0	0	0	0	4
vs. McNeese State ^A	0-0	0-0	0-0	0-0-0	0	0	0	0	0	0	1
CS-Northridge	0-0	0-0	0-0	0-0-0	1	0	0	0	0	0	5
at St. John's	0-0	0-0	0-0	0-1-1	1	0	0	0	0	0	7
Sacramento State	0-0	0-0	0-0	0-0-0	0	0	0	0	0	0	1
UT-Arlington	0-2	0-0	1-2	0-2-2	2	1	1	0	0	0	6
Miami (Ohio)	0-0	0-0	0-0	0-2-2	0	0	0	0	0	0	2
at Evansville*	0-0	0-0	0-0	0-0-0	0	0	0	1	1	0	10
at Western Michigan	1-1	0-0	0-0	0-1-1	3	2	0	1	0	0	9
Lewis	0-2	0-0	0-2	1-2-3	1	0	0	1	1	0	9
at Illinois-Chicago	0-1	0-0	0-2	0-3-3	0	0	0	0	0	0	6
Southern Illinois*	0-0	0-0	0-0	0-0-0	0	0	0	0	0	0	2
at Creighton*	0-0	0-0	0-0	1-1-2	0	0	0	0	0	0	5
Indiana State*	Did not play – Coach's Decision										
Northern Iowa*	0-1	0-0	0-0	1-1-2	1	0	1	1	0	0	9
at Drake*	0-1	0-0	0-0	0-0-0	0	0	0	0	0	0	1
Missouri State*	Did not play – Coach's Decision										
Wichita State*	Did not play – Coach's Decision										
Drake*	Did not play – Coach's Decision										
at Bradley*	0-0	0-0	0-0	0-3-3	0	0	0	0	0	0	3
at Southern Illinois*	0-0	0-0	0-0	0-0-0	0	0	0	0	0	0	1
Evansville*	Did not play – Coach's Decision										
Bradley*	Did not play – Coach's Decision										
at Missouri State*	0-0	0-0	0-0	0-1-1	0	0	0	0	0	0	3
at Wichita State*	Did not play – Coach's Decision										
at Indiana State*	Did not play – Coach's Decision										
Ball State											
Creighton*											
at Northern Iowa*											

* Games started
^A Colonial Classic game
^{*} Missouri Valley Conference game



Greg Dilligard • 50

F • 6-8 • 230 • Sr.-3L • Labelle, Mo. (Highland)

CAREER BESTS:

Points – 22 at Indiana State, 12-22-05
Rebounds – 12 at Indiana State, 12-22-05
Assists – 4, three times
Blocked Shots – 7 at Loyola-Chicago, 12-18-04
Steals – 3, five times
Minutes – 37 vs. Drake, 2-14-06

SEASON BESTS:

Points – 20 vs. McNeese State, 11-14-06
Rebounds – 11 at St. John's, 11-25-06
Assists – 4, twice
Blocked Shots – 6 at Missouri State, 2-6-07
Steals – 2, twice
Minutes – 33 at St. John's, 11-25-06

Last Time Out:
Posted his fifth double-double of the season with 12 points and 10 rebounds.

2006-07/SENIOR AT ILLINOIS STATE:

Recorded his fourth double-double of the season against Bradley (2/3) with 11 points and 10 boards • Illinois State's all-time career blocked shot leader with 159 in his Redbird career • Tied a school record with his 8-for-8 shooting performance at Bradley (1/24) • Had his 79 straight games with a start streak come to an end at Creighton (1/1) • Had been slowed with a sprained left foot • Against Miami (Ohio) (12/5) collected a double-double with 11 points and 10 rebounds • Notched his second double-double of the campaign with 11 points and 10 boards against Sacramento State (11/29) • Posted his first double-double of the season at St. John's (11/25) with 17 points and 11 rebounds • Collected a season-high four blocked shots against Cal State Northridge (11/20) and versus Drake (1/21) • Registered his second career 20-point scoring game with an even 20 against McNeese State (11/14) • 2006 Doug Collins Endowed Scholarship recipient.

2006-07 GAME-BY-GAME STATISTICS:

Opponent	FG-A	3FG-A	FT-A	O-D-T	PF	TP	A	TO	BLK	S	MIN
• vs. SMU ^A	2-2	0-0	0-0	2-4-6	4	4	2	2	2	0	27
• at Florida State ^A	4-6	0-0	0-0	1-1-2	4	8	0	1	2	1	20
• vs. McNeese State ^A	9-14	0-0	2-3	5-0-5	4	20	3	1	1	1	32
• CS-Northridge	3-4	0-0	0-2	0-4-4	4	6	3	0	4	0	24
• at St. John's	8-15	0-0	1-5	7-4-11	4	17	4	3	1	2	33
• Sacramento St.	5-6	0-0	1-5	5-5-10	4	11	4	1	1	0	24
• UT-Arlington	3-4	0-0	0-0	1-2-3	2	6	3	2	1	1	26
• Miami (Ohio)	5-7	0-0	1-3	5-5-10	1	11	0	3	0	1	31
• at Evansville*	3-5	0-0	0-2	4-5-9	4	6	2	6	1	0	21
• at Western Michigan	4-7	0-0	1-1	5-2-7	4	9	3	1	0	0	21
• Lewis	5-8	0-0	3-6	0-1-1	4	13	1	2	0	2	22
• at Illinois-Chicago	4-8	0-0	1-2	3-4-7	2	9	2	1	2	0	27
• Southern Illinois*	3-10	0-0	0-0	1-4-5	2	6	0	0	0	1	27
at Creighton*	2-4	0-0	1-3	2-0-2	3	5	0	2	0	1	16
Indiana State*	4-5	0-0	1-4	2-8-10	4	9	1	0	1	0	30
• Northern Iowa*	2-4	0-0	0-0	3-4-7	4	4	1	2	1	0	28
• at Drake*	1-3	0-0	0-0	0-0-0	4	2	0	1	1	0	12
• Missouri State*	4-7	0-0	5-10	0-2-2	4	13	0	1	2	1	25
• Wichita State*	4-4	0-0	2-2	2-2-4	4	10	1	0	3	0	18
• Drake*	2-2	0-0	1-2	2-3-5	4	5	1	0	4	0	23
• at Bradley*	8-8	0-0	2-6	2-2-4	2	18	1	1	1	1	23
• at Southern Illinois*	4-5	0-0	0-1	2-0-2	3	8	1	1	0	1	18
• Evansville*	3-3	0-0	2-5	2-4-6	4	8	0	2	0	0	33
• Bradley*	5-5	0-0	1-2	2-8-10	3	11	3	2	1	1	31
• at Missouri State*	4-10	0-0	0-1	1-2-3	4	8	1	3	6	0	27
• at Wichita State*	7-11	0-0	1-1	2-5-7	2	15	3	1	0	1	30
• at Indiana State*	6-6	0-0	0-0	8-2-10	1	12	2	2	0	0	29

Ball State
 Creighton*
 at Northern Iowa*
 * Games started
^A Colonial Classic game
^{*} Missouri Valley Conference game



Levi Dyer • 32

C • 6-11 • 220 • Jr.-2L • Eaton, Colo. (Eaton)

CAREER BESTS:

Points – 27 vs. Drake, 1-21-07
Rebounds – 13 at Drake, 1-13-07
Assists – 6 vs. Bradley, 2-3-07
Blocked Shots – 2, three times
Steals – 3, twice
Minutes – 35 vs. Drake, 2-14-06

SEASON BESTS:

Points – 27 vs. Drake, 1-21-07
Rebounds – 13 at Drake, 1-13-07
Assists – 6 vs. Bradley, 2-3-07
Blocked Shots – 2, three times
Steals – 3 vs. Lewis, 12-19-06
Minutes – 34 at Drake, 1-13-07

Last Time Out:

Again paced the Redbirds with 18 points, including a 4-for-6 effort on threes.

2006-07/JUNIOR AT ILLINOIS STATE:

Recorded a career-high 27 points on 10-for-14 shooting and 5-for-7 shooting on threes against Drake (1/21) • Collected 20 points against Wichita State (1/18), thanks to a perfect 4-for-4 shooting night on threes • Notched 23 points against Missouri State (1/15) • Recorded the first double-double of his career at Drake (1/13) with a career-best 13 rebounds paired with 14 points • Poured in 20 points, thanks to a 4-for-5 effort on threes, to lead the Redbirds in an overtime win over Northern Iowa (1/9) • Grabbed nine rebounds and added 10 points against Southern Illinois (12/29) • Tossed in 17 points against UT-Arlington (12/2) on 6-for-7 shooting • Matched his career-high with a pair of blocked shots against Cal State Northridge (11/20) • 2006 Milt Weisbecker Endowed Scholarship recipient.

2006-07 GAME-BY-GAME STATISTICS:

Opponent	FG-A	3FG-A	FT-A	O-D-T	PF	TP	A	TO	BLK	S	MIN
vs. SMU ^A	1-5	1-3	2-2	1-1-2	3	5	0	2	0	0	13
at Florida State ^A	0-0	0-0	0-0	0-0-0	1	0	1	0	0	1	12
vs. McNeese State ^A	1-3	0-0	0-0	1-2-3	1	2	0	3	0	0	5
CS-Northridge	0-3	0-3	0-0	0-4-4	3	0	0	1	2	1	16
at St. John's	1-2	1-2	2-2	0-0-0	2	5	0	0	0	0	6
Sacramento St.	1-2	0-0	0-0	0-0-0	0	2	1	1	1	0	5
UT-Arlington	6-7	3-4	2-2	0-4-4	2	17	1	0	1	2	16
Miami (Ohio)	4-6	1-1	0-0	1-3-4	0	9	1	0	0	0	15
at Evansville [*]	0-1	0-1	2-4	2-0-2	0	2	0	0	0	0	17
at Western Michigan	3-9	1-5	0-1	0-2-2	2	7	0	1	1	1	16
Lewis	2-7	0-3	2-2	0-2-2	3	6	1	2	0	3	18
• at Illinois-Chicago	4-9	2-6	0-0	1-2-3	4	10	1	2	0	0	21
• Southern Illinois [*]	4-13	2-6	0-3	3-6-9	1	10	1	0	1	0	24
• at Creighton [*]	6-8	1-3	0-0	0-3-3	5	13	1	3	1	1	23
• Indiana State [*]	3-9	1-5	4-4	2-3-5	4	11	0	1	0	2	26
• Northern Iowa [*]	6-13	4-5	4-5	0-5-5	3	20	0	1	1	0	27
• at Drake [*]	6-8	2-3	0-1	3-10-13	2	14	1	2	0	1	34
• Missouri State [*]	8-13	2-5	5-6	0-4-4	4	23	1	1	0	0	32
• Wichita State [*]	6-10	4-4	4-4	0-4-4	2	20	2	3	1	0	32
• Drake [*]	10-14	5-7	2-2	1-1-2	3	27	2	3	2	0	30
• at Bradley [*]	4-11	1-4	2-4	2-2-4	2	11	1	0	0	0	24
• at Southern Illinois [*]	5-9	4-5	4-5	0-2-2	3	18	0	3	2	1	31
• Evansville [*]	2-8	1-4	1-2	0-1-1	3	6	0	0	0	0	18
• Bradley [*]	4-8	2-5	3-4	1-1-2	3	13	6	3	0	1	24
• at Missouri State [*]	6-9	4-7	1-1	0-4-4	4	17	1	3	1	0	27
• at Wichita State [*]	9-12	4-6	0-0	0-1-1	3	22	2	1	0	1	27
• at Indiana State [*]	6-14	4-6	2-3	1-2-3	2	18	1	2	0	0	24

Ball State

Creighton^{*}

at Northern Iowa^{*}

^A Games started
^{*} Colonial Classic game
^{*} Missouri Valley Conference game



Osiris Eldridge • 0

G • 6-3 • 190 • Fr.-HS • Chicago, Ill. (Phillips Academy)

CAREER BESTS:

Points – 28 at Creighton, 1-1-07
Rebounds – 8, twice
Assists – 3, twice
Blocked Shots – 0
Steals – 3, three times
Minutes – 33 vs. Northern Iowa, 1-9-07

Last Time Out:

Slowed with a head cold, tossed in nine points in 22 minutes of play.

2006-07/FRESHMAN AT ILLINOIS STATE:

His steal in the final seconds of overtime secured the 67-64 win over Northern Iowa (1/9) • His career-high 28 points at Creighton (1/1) tied the third highest single-game scoring total by a freshman in Illinois State history • He also tied the school record with eight made three-pointers in the game at Creighton (1/1) • In his hometown, tossed in 19 points at Illinois-Chicago (12/23) • Scored 14 points against UT-Arlington (12/2) • Began his college career by shooting 1-for-22 (.045) from the floor in his first four games • Made his first career basket with a three-point shot against McNeese State (11/14) • Scored his first points of his career with a pair of free throws at Florida State (11/13) • Four of his team-high 13 points in the exhibition win over UMSL came on fast break dunks.

2006-07 GAME-BY-GAME STATISTICS:


Opponent	FG-A	3FG-A	FT-A	O-D-T	PF	TP	A	TO	BLK	S	MIN
vs. SMU ^A	0-7	0-3	0-0	0-0-0	1	0	3	2	0	3	15
at Florida State ^A	0-4	0-3	2-2	0-3-3	2	2	1	4	0	0	17
vs. McNeese State ^A	1-6	1-4	0-0	1-4-5	1	3	0	1	0	0	20
CS-Northridge	0-5	0-3	1-2	1-3-4	0	1	0	1	0	0	19
at St. John's	2-5	2-3	2-2	1-1-2	1	8	2	2	0	1	17
Sacramento St.	1-3	0-0	1-2	1-0-1	1	3	0	1	0	0	6
UT-Arlington	5-9	4-7	0-0	0-2-2	0	14	2	0	0	0	12
Miami (Ohio)	2-5	1-3	0-0	0-2-2	2	5	1	1	0	1	21
at Evansville [*]	3-8	3-6	0-0	2-5-7	2	9	0	0	0	1	21
at Western Michigan	2-5	0-2	0-0	1-1-2	0	4	1	1	0	0	18
Lewis	3-4	0-1	0-3	0-1-1	1	6	1	1	0	2	17
at Illinois-Chicago	6-10	3-4	4-4	4-2-6	2	19	0	1	0	2	20
Southern Illinois [*]	4-11	2-6	0-0	2-2-4	1	10	0	1	0	2	26
• at Creighton [*]	10-17	8-11	0-0	1-2-3	4	28	0	1	1	2	29
• Indiana State [*]	4-13	1-6	0-0	6-2-8	2	9	1	4	0	2	32
• Northern Iowa [*]	6-11	1-4	5-6	0-4-4	0	18	3	1	0	3	33
• at Drake [*]	1-8	0-2	2-3	2-3-4-7	0	4	1	2	0	1	31
• Missouri State [*]	3-9	0-6	1-2	2-5-7	1	7	1	0	0	2	31
• Wichita State [*]	5-11	3-5	3-4	3-3-6	4	16	1	2	0	0	30
• Drake [*]	1-4	1-3	4-4	1-6-7	0	7	2	0	0	1	25
• at Bradley [*]	2-10	0-4	4-4	2-4-6	1	8	2	2	0	2	32
• at Southern Illinois [*]	6-12	4-5	1-2	0-8-8	1	17	4	1	0	0	31
• Evansville [*]	4-8	2-5	4-4	0-8-8	2	14	0	2	0	3	30
• Bradley [*]	0-5	0-4	2-2	1-3-4	2	2	1	3	0	0	26
• at Missouri State [*]	4-9	3-3	0-0	0-5-5	3	11	1	0	0	1	22
• at Wichita State [*]	3-8	1-4	0-1	0-6-6	4	7	2	2	0	1	22
at Indiana State [*]	4-9	1-3	0-1	2-1-3	1	9	2	0	0	1	22

Ball State

Creighton^{*}

at Northern Iowa^{*}

^A Games started
^{*} Colonial Classic game
^{*} Missouri Valley Conference game



Roberto Fortes • 1

G • 6-4 • 195 • Sr.-1L • Fort Wayne, Ind. (Daytona Beach CC)

CAREER BESTS:

Points – 23 at Miami (Ohio), 2-18-06
 Rebounds – 7 at St. John's, 11-25-06
 Assists – 5 at Illinois-Chicago, 12-23-06
 Blocked Shots – 0
 Steals – 3, twice
 Minutes – 37 vs. Drake, 2-14-06

SEASON BESTS:

Points – 15 at Western Michigan, 12-19-06
 Rebounds – 7 at St. John's, 11-25-06
 Assists – 5 at Illinois-Chicago, 12-23-06
 Blocked Shots – 0
 Steals – 3 vs. Cal State Northridge, 11-20-06
 Minutes – 32 vs. Sacramento State, 11-29-06

Last Time Out:
 Did not play.

2006-07/SENIOR AT ILLINOIS STATE:

Poured in a season-best 15 points at Western Michigan (12/16) • Tossed in 13 points against UT-Arlington (12/2) • Posted his first double-digit scoring game of the season with 13 points at St. John's (11/25) • Added a career-best seven rebounds against the Red Storm.

2006-07 GAME-BY-GAME STATISTICS:

Opponent	FG-A	3FG-A	FT-A	O-D-T	PF	TP	A	TO	BLK	S	MIN
• vs. SMU ^A	2-5	1-3	1-1	1-4-5	3	6	0	2	0	0	24
• at Florida State ^A	2-7	1-3	0-1	0-2-2	2	5	2	5	0	2	31
• vs. McNeese State ^A	2-6	1-4	2-2	0-3-3	1	7	2	1	0	1	24
• CS-Northridge	0-3	0-1	2-2	1-3-4	2	2	1	2	0	3	25
• at St. John's	3-10	1-6	6-8	2-5-7	3	13	1	1	0	0	27
• Sacramento St.	4-8	3-6	0-0	0-0-0	0	11	3	4	0	2	32
• UT-Arlington	5-10	3-6	0-0	1-2-3	1	13	4	1	0	2	28
• Miami (Ohio)	0-3	0-3	2-2	0-0-0	3	2	2	2	0	0	23
• at Evansville*	1-6	1-4	0-0	1-1-2	4	3	2	1	0	0	21
• at Western Michigan	6-11	2-7	1-1	0-4-4	3	15	1	3	0	0	29
• Lewis	1-4	1-3	0-1	0-0-0	2	3	3	2	0	1	24
• at Illinois-Chicago	2-6	1-4	0-0	0-1-1	1	5	5	0	0	1	25
• Southern Illinois*	0-2	0-2	0-0	0-2-2	3	0	1	2	0	0	20
at Creighton*	0-1	0-1	0-0	1-0-1	2	0	1	0	0	0	15
Indiana State*	0-0	0-0	0-0	0-0-0	0	0	0	0	0	0	1
Northern Iowa*	Did not play – Coach's Decision										
at Drake*	0-0	0-0	1-2	0-0-0	0	1	0	0	0	0	3
Missouri State*	0-1	0-1	0-0	1-0-1	2	0	1	1	0	0	14
Wichita State*	0-1	0-1	0-0	0-1-1	1	0	1	3	0	0	16
Drake*	1-1	1-1	5-8	0-3-3	1	8	1	0	0	0	14
at Bradley*	1-4	0-1	1-2	0-5-5	1	3	1	1	0	0	15
• at Southern Illinois*	2-5	0-1	0-0	3-2-5	2	4	2	5	0	0	20
Evansville*	1-1	0-0	0-0	1-1-2	0	2	1	1	0	0	9
Bradley*	0-1	0-0	1-2	0-1-1	1	1	0	0	0	0	8
at Missouri State*	1-1	0-0	0-0	0-1-1	0	2	1	0	0	0	7
at Wichita State*	0-2	0-2	0-0	0-0-0	2	0	0	0	0	0	7
at Indiana State*	Did not play – Coach's Decision										

Ball State
 Creighton*
 at Northern Iowa*
 * Games started
 * Colonial Classic game
 * Missouri Valley Conference game



Bobby Hill • 24

F • 6-6 • 210 • Fr.-HS • St. Louis, Mo. (Vashon)

CAREER BESTS:

Points – 6 vs. Northern Iowa, 1-9-07
 Rebounds – 4 at Missouri State, 2-6-07
 Assists – 3 vs. Bradley, 2-3-07
 Blocked Shots – 1, twice
 Steals – 2 at Drake, 1-13-07
 Minutes – 24, twice

Last Time Out:
 Posted four points in 17 minutes of play.

2006-07/FRESHMAN AT ILLINOIS STATE:

Has played 173 minutes in the last 13 games after playing in a total of 26 minutes in the first 14 games of the season • Earned his first collegiate start against Evansville (1/30) • Tossed in a career-high six points against Northern Iowa (1/9) • Scored his first collegiate points against UT-Arlington (12/2) and finished with four in the game.

2006-07 GAME-BY-GAME STATISTICS:

Opponent	FG-A	3FG-A	FT-A	O-D-T	PF	TP	A	TO	BLK	S	MIN
vs. SMU ^A	Did not play – Coach's Decision										
at Florida State ^A	Did not play – Coach's Decision										
vs. McNeese State ^A	0-0	0-0	0-0	1-0-1	0	0	0	0	0	0	1
CS-Northridge	0-1	0-0	0-0	1-0-1	2	0	0	0	0	0	3
at St. John's	Did not play – Coach's Decision										
Sacramento St.	0-0	0-0	0-0	0-0-0	0	0	0	0	0	0	1
UT-Arlington	1-3	0-0	2-2	1-1-2	0	4	1	1	0	0	5
Miami (Ohio)	0-0	0-0	0-0	0-0-0	0	0	0	0	0	0	2
at Evansville*	0-0	0-0	0-0	0-0-0	0	0	0	0	0	0	3
at Western Michigan	Did not play – Coach's Decision										
Lewis	1-4	0-0	2-2	2-0-2	0	4	0	0	0	0	7
at Illinois-Chicago	Did not play – Coach's Decision										
Southern Illinois*	0-0	0-0	0-0	1-0-1	1	0	1	0	0	0	2
at Creighton*	0-1	0-0	0-0	0-0-0	0	0	0	0	0	0	2
Indiana State*	1-2	0-0	2-2	0-0-0	0	4	0	1	0	1	14
Northern Iowa*	3-4	0-0	0-0	0-1-1	0	6	0	0	0	0	14
at Drake*	0-0	0-0	0-0	0-0-0	1	0	0	1	1	2	6
Missouri State*	0-0	0-0	0-0	0-0-0	0	0	0	0	0	1	2
Wichita State*	1-2	0-0	2-2	0-1-1	2	4	0	0	0	0	10
Drake*	0-2	0-0	0-0	0-0-0	0	0	0	0	0	0	9
at Bradley*	0-1	0-0	0-0	0-1-1	0	0	0	0	0	0	3
at Southern Illinois*	0-0	0-0	2-2	0-1-1	1	2	0	0	0	0	15
• Evansville*	0-2	0-0	2-2	0-1-1	1	2	1	3	0	1	22
• Bradley*	1-1	0-0	3-4	0-2-2	1	5	3	0	1	0	24
• at Missouri State*	1-2	0-0	1-2	0-4-4	3	3	2	0	0	0	24
• at Wichita State*	0-0	0-0	0-0	0-0-0	4	0	1	2	0	0	13
• at Indiana State*	1-2	0-0	2-2	1-1-2	0	4	0	2	0	1	17

Ball State
 Creighton*
 at Northern Iowa*
 * Games started
 * Colonial Classic game
 * Missouri Valley Conference game



Brandon Holtz • 45

G • 6-4 • 185 • So.-1L • Bloomington, Ill. (Bloomington)

CAREER BESTS:

Points – 12 vs. Southern Illinois, 1-28-06
 Rebounds – 5, twice
 Assists – 3, twice
 Blocked Shots – 1, twice
 Steals – 2, four times
 Minutes – 25 vs. Southern Illinois, 1-28-06

SEASON BESTS:

Points – 10 vs. Sacramento State, 11-29-06
 Rebounds – 3 vs. Sacramento State, 11-29-06
 Assists – 3 vs. Evansville, 1-30-07
 Blocked Shots – 1 at Drake, 1-13-07
 Steals – 2, twice
 Minutes – 20 vs. Evansville, 1-30-07

Last Time Out:
 Held scoreless in eight minutes and was whistled for two personal fouls.

2006-07/SOPHOMORE AT ILLINOIS STATE:

Tossed in a season-best 10 points on 4-for-7 shooting against Sacramento State (11/29) • Scored nine points, all from treys, against Cal State Northridge (11/20).

2006-07 GAME-BY-GAME STATISTICS:

Opponent	FG-A	3FG-A	FTA	O-D-T	PF	TP	A	TO	BLK	S	MIN
vs. SMU ^A	Did not play – Coach's Decision										
at Florida State ^A	Did not play – Coach's Decision										
vs. McNeese State ^A	0-0	0-0	0-0	0-0-0	0	0	0	0	0	0	1
CS-Northridge	3-6	3-6	0-0	0-1-1	1	9	0	0	0	0	9
at St. John's	Did not play – Coach's Decision										
Sacramento St.	4-7	2-5	0-1	1-2-3	2	10	1	1	0	1	19
UT-Arlington	0-2	0-2	1-2	0-1-1	1	1	1	0	0	0	14
Miami (Ohio)	0-0	0-0	0-0	0-0-0	0	0	0	0	0	0	2
at Evansville*	0-3	0-3	0-0	0-2-2	0	0	1	0	0	0	8
at Western Michigan	Did not play – Coach's Decision										
Lewis	0-2	0-2	0-0	0-0-0	0	0	0	0	0	0	7
at Illinois-Chicago	Did not play – Coach's Decision										
Southern Illinois*	1-3	1-3	0-0	0-0-0	0	3	0	0	0	0	7
at Creighton*	0-1	0-1	0-0	0-0-0	1	0	0	1	0	1	6
Indiana State*	Did not play – Coach's Decision										
Northern Iowa*	1-3	1-2	0-0	0-1-1	1	3	0	4	0	2	18
at Drake*	2-6	1-3	0-0	0-0-0	2	5	0	1	1	2	13
Missouri State*	0-1	0-1	0-0	0-0-0	1	0	0	0	0	0	1
Wichita State*	Did not play – Coach's Decision										
Drake*	Did not play – Coach's Decision										
at Bradley*	1-2	1-2	0-0	0-0-0	0	3	2	2	0	0	6
at Southern Illinois*	Did not play – Coach's Decision										
Evansville*	2-6	1-3	1-1	1-1-2	2	6	3	0	0	0	20
Bradley*	Did not play – Coach's Decision										
at Missouri State*	1-3	1-3	0-0	0-1-1	1	3	0	0	0	1	12
at Wichita State*	0-1	0-1	0-0	0-0-0	2	0	1	0	0	1	11
at Indiana State*	0-1	0-1	0-0	0-0-0	2	0	0	1	0	0	8
Ball State	Did not play – Coach's Decision										
Creighton*	Did not play – Coach's Decision										
at Northern Iowa*	Did not play – Coach's Decision										

* Games started
^A Colonial Classic game
^{*} Missouri Valley Conference game



Dom Johnson • 10

G • 6-0 • 185 • Jr.-TR • Bell City, Mo. (Three Rivers CC)

CAREER BESTS:

Points – 32 vs. Florida State, 11-13-06
 Rebounds – 5, three times
 Assists – 8 vs. Missouri State, 1-15-07
 Blocked Shots – 1, five times
 Steals – 3, three times
 Minutes – 38, three times

Last Time Out:
 Tossed in seven points, on 3-for-5 shooting, and added four assists and three boards.

2006-07/JUNIOR AT ILLINOIS STATE:

Recorded a career-best 32 points on 12-for-23 shooting at Florida State (11/13), including a 7-for-13 effort on threes • Poured in a game-high 15 points against SMU (11/12), powered by five 3-pointers • Named the Valley Newcomer of the Week (11/13) after his performance against SMU in the Colonial Classic.

2006-07 GAME-BY-GAME STATISTICS:

Opponent	FG-A	3FG-A	FTA	O-D-T	PF	TP	A	TO	BLK	S	MIN
vs. SMU ^A	5-12	5-11	0-0	1-0-1	1	15	1	1	1	0	35
at Florida State ^A	12-23	7-15	1-1	0-1-1	1	32	4	3	1	3	37
vs. McNeese State ^A	1-11	1-8	0-0	2-1-3	1	3	2	3	0	2	35
CS-Northridge	5-9	4-7	2-2	1-4-5	2	16	1	4	0	2	27
at St. John's	2-7	1-5	2-3	0-0-0	2	7	2	3	0	3	37
Sacramento St.	2-5	0-2	4-4	0-2-2	1	8	4	3	1	2	34
UT-Arlington	4-8	3-6	2-2	0-3-3	0	13	3	0	0	0	24
Miami (Ohio)	3-9	3-8	0-0	0-2-2	3	9	3	1	0	3	34
at Evansville*	4-10	3-7	0-0	0-1-1	1	11	1	0	0	1	32
at Western Michigan	2-11	1-7	0-0	0-2-2	1	5	3	1	0	1	35
Lewis	3-5	3-5	2-2	0-2-2	1	11	5	2	0	2	31
at Illinois-Chicago	5-13	4-9	0-0	0-2-2	1	14	2	0	1	1	38
Southern Illinois*	4-10	2-7	1-2	0-2-2	3	11	3	2	0	0	38
at Creighton*	2-10	2-6	0-0	0-0-0	2	6	6	4	1	1	37
Indiana State*	4-11	2-9	0-0	0-2-2	1	10	2	0	0	1	38
Northern Iowa*	3-6	0-3	1-1	0-3-3	2	7	4	3	0	0	33
at Drake*	1-6	1-5	1-2	2-0-2	3	4	5	3	0	0	32
Missouri State*	3-4	2-3	0-1	1-1-2	2	8	8	5	0	1	38
Wichita State*	1-4	0-2	0-0	1-4-5	0	2	2	5	0	0	29
Drake*	0-4	0-2	0-0	1-4-5	1	0	6	2	0	1	32
at Bradley*	1-5	1-3	0-0	0-0-0	1	3	3	1	0	0	29
at Southern Illinois*	1-2	0-0	0-0	0-1-1	1	2	1	5	0	1	20
Evansville*	Did not play – Coach's Decision										
Bradley*	5-10	4-9	0-2	0-3-3	4	14	1	2	0	0	29
at Missouri State*	1-4	1-3	0-0	0-0-0	3	3	2	1	0	2	21
at Wichita State*	0-1	0-1	0-1	0-1-1	0	0	6	1	0	1	25
at Indiana State*	3-5	1-2	0-0	0-3-3	1	7	4	1	1	0	33
Ball State	Did not play – Coach's Decision										
Creighton*	Did not play – Coach's Decision										
at Northern Iowa*	Did not play – Coach's Decision										

* Games started
^A Colonial Classic game
^{*} Missouri Valley Conference game



Julius Moor • 22

G • 6-3 • 185 • Jr.-TR • Kieler, Wis. (Kirkwood CC)

CAREER BESTS:
 Points – 5 at Bradley, 1-24-07
 Rebounds – 3 at Southern Illinois, 1-27-07
 Assists – 1 at Indiana State, 2-14-07
 Blocked Shots – 0
 Steals – 2 at Indiana State, 2-14-07
 Minutes – 7 vs. Wichita State, 1-18-07

Last Time Out:
 Played eight minutes and posted two steals and an assist.

2006-07/JUNIOR AT ILLINOIS STATE:

Tossed in his first field goal of his career and finished with a career-high five points at Bradley (1/24) • Saw his first game action in eight games against Wichita State (1/18) and scored his second point of the season, while logging a season-best seven minutes • Scored his first career point with a made free throw against Cal State Northridge (11/20).

2006-07 GAME-BY-GAME STATISTICS:

Opponent	FG-A	3FG-A	FT-A	O-D-T	PF	TP	A	TO	BLK	S	MIN
vs. SMU ^A	0-0	0-0	0-0	0-0-0	0	0	0	0	0	0	2
at Florida State ^A	Did not play – Coach's Decision										
vs. McNeese State ^A	0-0	0-0	0-0	0-1-1	0	0	0	2	0	0	3
CS-Northridge	0-0	0-0	1-2	0-0-0	0	1	0	0	0	0	3
at St. John's	Did not play – Coach's Decision										
Sacramento St.	0-0	0-0	0-0	0-0-0	0	0	0	0	0	0	1
UT-Arlington	0-0	0-0	0-0	0-0-0	1	0	0	2	0	1	6
Miami (Ohio)	0-1	0-0	0-0	0-0-0	0	0	0	0	0	0	2
at Evansville [*]	0-0	0-0	0-0	0-0-0	0	0	0	0	0	0	2
at Western Michigan	Did not play – Coach's Decision										
Lewis	0-0	0-0	0-0	0-0-0	0	0	0	0	0	0	3
at Illinois-Chicago	Did not play – Coach's Decision										
Southern Illinois [*]	Did not play – Coach's Decision										
at Creighton [*]	Did not play – Coach's Decision										
Indiana State [*]	Did not play – Coach's Decision										
Northern Iowa [*]	Did not play – Coach's Decision										
at Drake [*]	Did not play – Coach's Decision										
Missouri State [*]	Did not play – Coach's Decision										
Wichita State [*]	0-1	0-0	1-2	0-1-1	0	1	0	1	0	1	7
Drake [*]	0-1	0-0	0-0	0-0-0	0	0	0	0	0	0	4
at Bradley [*]	2-2	1-1	0-0	0-1-1	0	5	0	0	0	0	5
at Southern Illinois [*]	0-1	0-0	0-2	1-2-3	0	0	0	1	0	0	11
Evansville [*]	0-1	0-0	0-0	0-0-0	0	0	0	1	0	0	8
Bradley [*]	Did not play – Coach's Decision										
at Missouri State [*]	Did not play – Coach's Decision										
at Wichita State [*]	0-0	0-0	0-0	0-0-0	0	0	0	0	0	1	4
at Indiana State [*]	0-0	0-0	0-0	0-0-0	0	0	1	0	0	2	8
Ball State	Did not play – Coach's Decision										
Creighton [*]	Did not play – Coach's Decision										
at Northern Iowa [*]	Did not play – Coach's Decision										

^A Games started
^{*} Colonial Classic game
^{*} Missouri Valley Conference game



Dinma Odiakosa • 42

F • 6-8 • 240 • So.-1L • Akwukwu, Nigeria (St. Patrick's)

CAREER BESTS:
 Points – 6 vs. Indiana State, 1-25-06
 Rebounds – 10 vs. Indiana State, 1-25-06
 Assists – 1, five times
 Blocked Shots – 2 at Bradley, 2-1-06
 Steals – 1, three times
 Minutes – 20, twice

Last Time Out:
 Did not play.

SEASON BESTS:

Points – 0
 Rebounds – 0
 Assists – 0
 Blocked Shots – 0
 Steals – 0
 Minutes – 0

2006-07/SOPHOMORE AT ILLINOIS STATE:

Expected to redshirt this season • Recorded a pair of blocked shots and added four rebounds and two points in the exhibition game.

2006-07 GAME-BY-GAME STATISTICS:

Opponent	FG-A	3FG-A	FT-A	O-D-T	PF	TP	A	TO	BLK	S	MIN
vs. SMU ^A	Did not play – Coach's Decision										
at Florida State ^A	Did not play – Coach's Decision										
vs. McNeese State ^A	Did not play – Coach's Decision										
CS-Northridge	Did not play – Coach's Decision										
at St. John's	Did not play – Coach's Decision										
Sacramento St.	Did not play – Coach's Decision										
UT-Arlington	Did not play – Coach's Decision										
Miami (Ohio)	Did not play – Coach's Decision										
at Evansville [*]	Did not play – Coach's Decision										
at Western Michigan	Did not play – Coach's Decision										
Lewis	Did not play – Coach's Decision										
at Illinois-Chicago	Did not play – Coach's Decision										
Southern Illinois [*]	Did not play – Coach's Decision										
at Creighton [*]	Did not play – Coach's Decision										
Indiana State [*]	Did not play – Coach's Decision										
Northern Iowa [*]	Did not play – Coach's Decision										
at Drake [*]	Did not play – Coach's Decision										
Missouri State [*]	Did not play – Coach's Decision										
Wichita State [*]	Did not play – Coach's Decision										
Drake [*]	Did not play – Coach's Decision										
at Bradley [*]	Did not play – Coach's Decision										
at Southern Illinois [*]	Did not play – Coach's Decision										
Evansville [*]	Did not play – Coach's Decision										
Bradley [*]	Did not play – Coach's Decision										
at Missouri State [*]	Did not play – Coach's Decision										
at Wichita State [*]	Did not play – Coach's Decision										
at Indiana State [*]	Did not play – Coach's Decision										
Ball State	Did not play – Coach's Decision										
Creighton [*]	Did not play – Coach's Decision										
at Northern Iowa [*]	Did not play – Coach's Decision										

^A Games started
^{*} Colonial Classic game
^{*} Missouri Valley Conference game



Boo Richardson • 5

G • 5-8 • 160 • Jr.-TR • Kansas City, Kan. (Coffeyville CC)

CAREER BESTS:

Points – 24 at Drake, 1-13-07
 Rebounds – 7, twice
 Assists – 11 vs. Lewis, 12-19-06
 Blocked Shots – 0
 Steals – 2, six times
 Minutes – 39, twice

Last Time Out:
 Tossed in six points and dished out five assists with three turnovers in 30 minutes of play.

2006-07/JUNIOR AT ILLINOIS STATE:

Poured in a career-high 24 points on 8-for-13 shooting, including 6-of-9 on treys, at Drake (1/13) • Notched his first career double-double with 20 points and 11 assists against Lewis (12/19) • Named the Valley Newcomer of the Week on Nov. 27, Dec. 26 and Jan. 15 • Has 13 double-figure scoring games on the season • Scored 23 points in the win over McNeese State (11/14), while also adding seven assists.

2006-07 GAME-BY-GAME STATISTICS:

Opponent	FG-A	3FG-A	FT-A	O-D-T	PF	TP	A	TO	BLK	S	MIN
• vs. SMU [^]	4-13	0-4	2-2	1-1-2	3	10	4	6	0	1	38
• at Florida State [^]	1-6	0-0	2-2	1-1-2	4	4	4	6	0	0	34
• vs. McNeese State [^]	8-12	3-5	4-5	1-2-3	1	23	7	2	0	1	36
• CS-Northridge	4-7	1-3	6-7	1-1-2	2	15	8	5	0	0	30
• at St. John's	5-10	3-8	5-6	1-2-3	3	18	4	5	0	1	31
• Sacramento St.	4-8	2-2	2-3	0-3-3	3	12	8	5	0	1	27
• UT-Arlington	2-3	1-2	2-4	0-1-1	1	7	7	5	0	2	31
• Miami (Ohio)	4-9	1-2	4-7	0-4-4	1	13	4	5	0	1	35
at Evansville*	0-11	0-5	2-3	0-1-1	1	2	2	5	0	2	35
• at Western Michigan	1-9	1-7	3-4	1-1-2	2	6	6	1	0	1	39
• Lewis	8-11	3-5	1-4	0-4-4	1	20	11	2	0	1	32
• at Illinois-Chicago	4-9	1-5	8-11	0-7-7	3	17	7	5	0	1	37
• Southern Illinois*	0-5	0-2	0-0	0-0-0	5	0	3	6	0	2	27
• at Creighton*	2-9	1-3	2-2	1-2-3	1	7	9	1	0	1	38
• Indiana State*	0-10	0-4	1-2	2-3-5	3	1	6	3	0	1	35
• Northern Iowa*	2-8	0-4	0-0	0-4-4	2	4	4	1	0	2	38
• at Drake*	8-13	6-9	2-2	0-2-2	5	24	3	4	0	1	39
• Missouri State*	4-12	1-3	0-0	1-1-2	2	9	5	3	0	2	36
• Wichita State*	3-7	1-2	2-4	1-2-3	4	9	5	2	0	1	28
• Drake*	5-12	1-3	5-6	1-2-3	2	16	6	1	0	1	36
• at Bradley*	2-4	1-3	0-0	0-5-5	3	5	0	5	0	1	29
• at Southern Illinois*	0-2	0-0	0-0	1-0-1	5	0	5	2	0	0	23
• Evansville*	4-8	2-5	1-1	1-1-2	3	11	5	5	0	2	31
• Bradley*	5-9	2-6	0-1	0-7-7	2	12	1	2	0	0	36
• at Missouri State*	4-10	0-3	4-5	0-3-3	3	12	4	3	0	2	35
• at Wichita State*	3-5	1-1	0-0	0-0-0	0	7	3	2	0	0	33
• at Indiana State*	2-4	1-3	1-2	0-2-2	2	6	5	3	0	0	30

Ball State

Creighton*

at Northern Iowa*

* Games started

[^] Colonial Classic game

* Missouri Valley Conference game



Anthony Slack • 4

F • 6-7 • 210 • Jr.-TR • New Orleans, La. (Coffeyville CC)

CAREER BESTS:

Points – 22 vs. Lewis, 12-19-06
 Rebounds – 12 vs. SMU, 11-12-06
 Assists – 2, four times
 Blocked Shots – 3, four times
 Steals – 5 vs. Cal State Northridge, 11-20-06
 Minutes – 33 vs. Miami (Ohio), 12-5-06

Last Time Out:
 Collected 12 points on 6-for-10 shooting and added four boards and three blocks.

2006-07/JUNIOR AT ILLINOIS STATE:

Scored in double figures 13 times this season, including twice in the last two games • Tossed in a career-best 22 points against Lewis (12/19) in only 17 minutes • Collected his second double-double of the season with 15 points and 10 boards against Miami (Ohio) (12/5) • Posted his first career double-double with 21 points and 10 rebounds against Sacramento State (11/29) • Notched his first career double-digit scoring game in his home debut with 12 points against Cal State Northridge (11/20) • Also added five steals versus CSUN • Collected a game-high 12 rebounds against SMU.

2006-07 GAME-BY-GAME STATISTICS:

Opponent	FG-A	3FG-A	FT-A	O-D-T	PF	TP	A	TO	BLK	S	MIN
• vs. SMU [^]	4-7	1-2	0-2	3-9-12	4	9	0	3	2	2	25
• at Florida State [^]	4-5	0-1	0-0	0-5-5	2	8	2	5	0	1	26
• vs. McNeese State [^]	3-5	0-1	1-2	4-4-8	4	7	0	1	3	1	23
• CS-Northridge	5-11	0-1	2-5	2-5-7	1	12	1	3	1	5	28
• at St. John's	3-7	0-1	4-7	1-6-7	2	10	1	1	1	0	29
• Sacramento St.	9-10	0-0	3-4	2-8-10	3	21	1	3	3	1	27
• UT-Arlington	4-8	0-0	2-2	2-1-3	2	10	2	3	3	3	26
• Miami (Ohio)	4-9	0-1	7-10	2-8-10	2	15	2	3	2	4	33
• at Evansville*	2-7	0-0	0-0	2-4-6	4	4	0	2	0	1	18
• at Western Michigan	4-5	0-0	1-2	1-1-2	5	9	0	0	2	0	22
• Lewis	8-9	0-0	6-7	2-2-4	5	22	1	0	0	2	17
at Illinois-Chicago	1-4	0-0	1-2	3-5-8	1	3	0	4	0	3	26
Southern Illinois*	3-5	1-1	2-4	3-7-10	2	9	1	0	0	0	23
• at Creighton*	5-7	0-1	2-4	3-0-3	2	12	0	1	0	1	27
• Indiana State*	2-5	0-0	2-3	2-6-8	5	6	0	2	0	0	20
Northern Iowa*	1-3	0-0	2-2	0-1-1	0	4	0	2	0	0	10
at Drake*	6-7	0-0	0-2	5-2-7	4	12	1	0	2	1	23
Missouri State*	2-2	0-0	2-3	1-2-3	5	6	1	1	0	2	21
Wichita State*	4-6	0-0	6-7	1-3-4	2	14	1	2	1	0	18
Drake*	5-6	0-0	4-6	2-3-5	2	14	0	2	2	0	21
at Bradley*	2-3	0-0	4-6	3-1-4	2	8	1	3	0	3	23
at Southern Illinois*	3-4	0-0	3-4	1-3-4	5	9	2	5	1	2	24
Evansville*	4-8	0-0	6-9	3-6-9	2	14	1	2	0	3	26
Bradley*	1-3	0-0	2-5	1-2-3	3	4	0	3	0	0	16
at Missouri State*	0-3	0-0	1-4	1-1-2	5	1	0	2	1	2	18
at Wichita State*	5-10	0-0	3-4	2-1-3	3	13	1	3	1	1	18
at Indiana State*	6-10	0-0	0-1	2-2-4	2	12	0	1	3	2	29

Ball State


Creighton*

at Northern Iowa*

* Games started

[^] Colonial Classic game

* Missouri Valley Conference game



Mike Vandello • 31

F • 6-7 • 220 • So.-1L • Bettendorf, Iowa (Bettendorf)

CAREER BESTS:

Points – 11 vs. Indiana State, 1-25-06
 Rebounds – 8 vs. Sacramento State, 11-29-06
 Assists – 5 vs. UW-Green Bay, 12-3-05
 Blocked Shots – 1, five times
 Steals – 3 vs. Evansville, 1-16-06
 Minutes – 31 vs. Georgia Southern, 12-10-05

SEASON BESTS:

Points – 8 vs. Sacramento State, 11-29-06
 Rebounds – 8 vs. Sacramento State, 11-29-06
 Assists – 4 vs. Sacramento State, 11-29-06
 Blocked Shots – 1 at Wichita State, 2-11-07
 Steals – 1, five times
 Minutes – 23 vs. Sacramento State, 11-29-06

Last Time Out:
 Did not play.

2006-07/SOPHOMORE AT ILLINOIS STATE:

After scoring a combined one point in the previous nine games, busted out for seven points on 2-for-2 shooting against Wichita State (1/18) • Did not play against Miami (Ohio) due to a shoulder injury • Collected a career best eight rebounds against Sacramento State (11/29), also added eight points and four assists • Shot 2-for-9 (.222) in the Colonial Classic in Tallahassee, Fla.

2006-07 GAME-BY-GAME STATISTICS:

Opponent	FG-A	3FG-A	FT-A	O-D-T	PF	TP	A	TO	BLK	S	MIN
vs. SMU ^A	1-5	0-0	2-2	2-0-2	0	4	0	2	0	1	18
at Florida State ^A	0-1	0-1	0-1	0-3-3	4	0	0	2	0	1	19
vs. McNeese State ^A	1-3	0-0	0-0	2-2-4	4	2	1	2	0	0	19
CS-Northridge	1-2	0-0	2-2	2-1-3	2	4	0	2	0	1	12
at St. John's	0-0	0-0	0-0	1-0-1	1	0	2	2	0	1	13
Sacramento St.	4-7	0-0	0-0	3-5-8	1	8	4	1	0	0	23
UT-Arlington	0-1	0-0	0-0	0-0-0	2	0	0	2	0	0	6
Miami (Ohio)	Did not play – Injury										
at Evansville [*]	1-1	0-0	2-2	2-1-3	2	4	1	2	0	1	12
at Western Michigan	0-1	0-0	0-0	0-2-2	1	0	0	0	0	0	11
Lewis	0-2	0-0	0-0	3-2-5	2	0	0	0	0	1	13
at Illinois-Chicago	Did not play – Coach's Decision										
Southern Illinois [*]	0-0	0-0	0-0	0-0-0	0	0	0	0	0	0	4
at Creighton [*]	0-0	0-0	0-0	0-0-0	1	0	0	0	0	0	2
Indiana State [*]	0-0	0-0	0-0	0-0-0	0	0	0	1	0	0	4
Northern Iowa [*]	0-2	0-1	1-2	1-2-3	4	1	0	1	0	0	15
at Drake [*]	0-1	0-0	0-0	0-0-0	0	0	0	1	0	0	6
Missouri State [*]	Did not play – Coach's Decision										
Wichita State [*]	2-2	0-0	3-4	2-3-5	0	7	0	0	0	0	12
Drake [*]	1-3	1-1	0-0	1-3-4	1	3	0	2	0	0	6
at Bradley [*]	1-2	0-0	1-2	0-2-2	2	3	0	1	0	0	11
at Southern Illinois [*]	1-1	0-0	0-0	0-0-0	1	2	0	0	0	0	6
Evansville [*]	1-1	0-0	0-0	0-0-0	0	2	0	0	0	0	3
Bradley [*]	0-2	0-0	0-0	0-0-0	1	0	0	0	0	0	6
at Missouri State [*]	0-0	0-0	1-2	0-0-0	1	1	0	2	0	0	4
at Wichita State [*]	0-0	0-0	0-0	0-1-1	4	0	0	3	1	0	10
at Indiana State [*]	Did not play – Coach's Decision										
Ball State											
Creighton [*]											
at Northern Iowa [*]											

^A Games started
^{*} Colonial Classic game
^{*} Missouri Valley Conference game

EXHIBITION 1
Redbirds Win Lone Exhibition, 60-49

NORMAL, Ill. – The newcomers made quite an opening impression for the Illinois State men's basketball team, as freshman guard Osiris Eldridge led the team with 13 points, on 3-for-4 shooting from beyond the arc, and junior-transfer Anthony Slack recorded a double-double with 10 points and a team-leading 11 rebounds in ISU's 83-58 victory over Division II Missouri-St. Louis in exhibition action Wednesday night at Redbird Arena.

Eldridge and Slack were two of four Redbirds to score in double figures as junior center Levi Dyer and senior forward Greg Dilligard each chipped in 10 points a piece.

The 'Birds also had a fantastic shooting night, connecting on 57 percent of their shots, including 9-of-22 from long distance. The Redbird defense proved to be equally up to the challenge, holding the Rivermen to 33 percent from the floor and scoring 16 points off UMSL turnovers.

Illinois State opened the second half on a 17-4 run and never looked back. Junior Dominatrix Johnson poured in five points for the 'Birds during the run that put the game out of reach. The Redbirds' hot shooting touch carried over from the first half as ISU built its lead to as many as 28 points.

ILLINOIS STATE 83, Missouri-St. Louis 58
November 1, 2006 • Redbird Arena

UMSL	Min.	FG-A	3FG-A	FT-A	O-REB	A	PF	TP
Ledbetter, f	29	5-9	4-6	4-4	2-5	1	1	18
Slaten, f	27	3-12	2-7	4-4	1-3	1	1	12
Ward, c	27	3-7	0-0	0-0	2-5	2	2	6
Boateng, g	18	2-6	1-3	0-2	3-4	0	1	5
Hawkins, g	20	2-10	0-0	0-1	2-4	2	2	4
DeChellis	19	2-3	0-0	0-0	0-3	0	2	4
Kliethermes	8	1-1	0-0	0-0	1-1	0	2	2
Jackson	16	1-3	0-1	0-0	1-3	1	0	2
Whittaker	22	2-7	1-2	0-0	0-1	2	0	5
Adams	14	0-5	0-0	0-0	1-2	0	2	0
Totals	200	21-63	8-19	8-11	14-35	9	13	58

Team Pct.: FG – .333; FT – .727

Blocks: 1 (Jackson 1)

Turnovers: 14 (Ledbetter 1, Slaten 3, Ward 1, Boateng 2, Hawkins 3, Kliethermes 1, Jackson 1, Whittaker 2)

Steals: 4 (Ledbetter 1, Slaten 1, Hawkins 2)

ILLINOIS STATE	Min.	FG-A	3FG-A	FT-A	O-REB	A	PF	TP
Slack, f	20	5-9	0-1	0-1	3-11	0	3	10
Vandello, f	16	1-2	0-0	2-2	2-4	1	1	4
Dilligard, f	18	5-7	0-0	0-2	1-3	0	2	10
Richardson, g	24	4-7	0-3	1-2	0-0	7	1	9
Johnson, g	20	2-4	1-2	0-0	0-0	2	1	5
Eldridge	21	5-8	3-4	0-0	1-4	2	1	13
Fortes	19	2-7	2-4	1-2	0-2	4	1	7
Moor	10	3-4	1-2	0-0	0-1	1	0	7
Hill	7	0-0	0-0	0-0	0-1	0	0	0
Dyer	18	4-7	1-3	1-2	0-3	2	0	10
Odiakosa	9	1-1	0-0	0-0	1-4	0	3	2
Holtz	11	2-4	1-3	0-0	0-1	2	1	5
Carlwell	7	0-0	0-0	1-2	0-2	0	1	1
Totals	200	34-60	9-22	6-13	9-39	21	15	83

Team Pct.: FG – .567; FT – .462

Blocks: 5 (Slack 1, Dilligard 1, Odiakosa 2, Carlwell 1)

Turnovers: 12 (Vandello 2, Dilligard 1, Richardson 2, Eldridge 2, Moor 1, Hill 1, Dyer 1, Odiakosa 2)

Steals: 9 (Dilligard 2, Richardson 1, Johnson 1, Eldridge 3, Holtz 2)

Officials: Dan Dorian, Bill Oostdyk, Tom O'Neill Jr.

Attendance: 3,295

Halftime Score: ILLINOIS STATE 38, UMSL 30

GAME 1
SMU Tip-in Spoils Redbird Comeback

TALLAHASSEE, Fla. – SMU's Devon Pearson tipped in a missed lay-up by Derrick Roberts in the game's final second to spoil Illinois State's rally from 11 points down in the season opener at the Colonial Classic at the Donald L. Tucker Center on Sunday night.

Trailing 44-33 with 9:54 left in the game, the Redbirds (0-1) used a 19-5 run, including 10 points by Boo Richardson, to take a 52-49 lead with 3:43 on the clock. However, Ike Ofoegbu scored 11 of the Mustangs' final 13 points to give SMU (1-0) a 55-52 with 1:50 remaining. Dominatrix Johnson buried a deep three-pointer, his fifth of the game, to tie the score at 55-55 with 27 seconds on the clock.

Holding for the last possession, Roberts drove along the left side of the lane and his lay-up bounced off the rim, but Pearson flashed in from the right side with the tip-in.

The three-ball was working early for the Redbirds, as ISU shot its way to an early 16-7 lead with 12:13 left in the first half. Trailing 7-6, the Redbirds used a 10-0 run, with treys from post players Anthony Slack and Levi Dyer. However, ISU suffered through a pair of four-minute scoring droughts in the final 12 minutes and SMU responded with an 18-5 spurt to take a 25-21 lead. Thanks to a Bamba Fall's jumper at the buzzer, the Mustangs took a 29-23 lead at the intermission.

Johnson led the way for the Redbirds with 15 points, with all five baskets coming from beyond the arc. Richardson added 10 points, while Slack finished with nine points and a game-high 12 rebounds. SMU was led by Ofoegbu, who finished with 21 points, and Bamba Fall, who tossed in 11.

The Redbirds shot 35 percent from the field, including 31 percent in the first half. ISU also finished with nine free throw attempts, while SMU recorded 25.

SMU 57, ILLINOIS STATE 55
November 12, 2006 • Donald L. Tucker Center

ILLINOIS STATE	Min.	FG-A	3FG-A	FT-A	O-REB	A	PF	TP
Slack, f	25	4-7	1-2	0-2	3-12	0	4	9
Dilligard, f	27	2-2	0-0	0-0	2-6	2	4	4
Fortes, g	24	2-5	1-3	1-1	1-5	0	3	6
Richardson, g	38	4-13	0-4	2-2	1-2	4	3	10
Johnson, g	35	5-12	5-11	0-0	1-1	1	1	15
Eldridge	15	0-7	0-3	0-0	0-0	3	1	0
Moor	2	0-0	0-0	0-0	0-0	0	0	0
Vandello	18	1-5	0-0	2-2	2-2	0	0	4
Dyer	13	1-5	1-3	2-2	1-2	0	3	5
Carlwell	3	1-1	0-0	0-0	0-0	0	2	2
Totals	200	20-57	8-26	7-9	12-32	10	21	55

Team Pct.: FG – .351; FT – .778

Blocks: 5 (Slack 2, Dilligard 2, Johnson 1)

Turnovers: 20 (Slack 3, Dilligard 2, Fortes 2, Richardson 6, Johnson 1, Eldridge 2, Vandello 2, Dyer 2)

Steals: 7 (Slack 2, Richardson 1, Eldridge 3, Vandello 1)

SMU	Min.	FG-A	3FG-A	FT-A	O-REB	A	PF	TP
Pearson, f	33	3-12	0-4	1-1	3-10	1	2	7
Ofoegbu, f	28	4-8	1-2	12-17	2-5	1	4	21
Fall, c	29	5-9	0-0	1-2	2-5	1	4	11
Killen, g	38	1-5	0-1	2-2	0-2	3	1	4
Roberts, g	28	3-6	0-1	0-1	1-3	0	1	6
Ritter	3	0-0	0-0	0-0	0-0	0	0	0
Willingham	18	0-1	0-1	0-0	0-1	1	1	0
Rackauskas	21	3-7	0-1	2-2	2-8	0	5	8
Spencer	2	0-0	0-0	0-0	0-0	0	0	0
Totals	200	19-48	1-10	18-25	11-36	7	18	57

Team Pct.: FG – .396; FT – .720

Blocks: 5 (Fall 3, Rackauskas 2)

Turnovers: 22 (Pearson 2, Ofoegbu 4, Fall 3, Killen 5, Roberts 2, Rackauskas 6)

Steals: 8 (Ofoegbu 1, Killen 4, Roberts 2, Willingham 1)

Officials: Mike Sanzere, Gerry Pollard, Don Daily

Attendance: 6,807

Halftime Score: SMU 29, ILLINOIS STATE 23

GAME 2
Johnson's Hot Hand Can't Sink Seminoles

TALLAHASSEE, Fla. – Junior guard Dominatrix Johnson single-handedly kept Illinois State in the game, but in the end his career-high 32 points weren't enough as the Redbirds fell to Florida State 73-59, in the second day of the Colonial Classic at the Donald L. Tucker Center, Monday night.

The Redbirds (0-2) were never able to overcome a seven-point halftime deficit as Florida State (2-0) led by as many as 17 points in the second half. However, Johnson continued his torrid shooting with his fifth 3-point basket of the second half and dwindled the lead to 66-57 with 2:55 left. Florida State's Al Thornton tried to match Johnson point for point in the second half and finished with 20 points, including 18 in the final frame.

For the second night in a row, Illinois State stormed out of the gate early. The Redbirds jumped on the Seminoles and took an 11-1 lead at the 16:31 mark. It was a total team effort as all five starters scored a basket in the game's first four minutes with Roberto Fortes hitting the game's first three-pointer.

The teams traded baskets to make the score 13-3 with 14:54 left on the clock, but much like the SMU game, the Redbirds were slowed by a couple of four minute scoring droughts in the final 12 minutes of the half. FSU took advantage of the first drought and closed the score to 13-12.

ISU recovered from Florida State's first run and continued to lead thanks the hot shooting of Johnson, who finished with 11 points in the first half. But with the Redbirds leading 19-17 and 8:56 on the clock, ISU suffered its second four-minute scoreless rut of the half. Again the Seminoles capitalized with a 14-5 run to end the half and as a result took a seven-point lead into the locker room at 31-24.

Johnson's 30-point scoring night was the first by a Redbird since Trey Guidry fired in 30 at Creighton on Jan. 22, 2005 and the most since Tarise Bryson scored 38 points in the 2001 National Invitational Tournament game at Purdue.

Florida State 73, ILLINOIS STATE 59
November 13, 2006 • Donald L. Tucker Center

ILLINOIS STATE	Min.	FG-A	3FG-A	FT-A	O-REB	A	PF	TP
Slack, f	26	4-5	0-1	0-0	0-5	2	2	8
Dilligard, f	20	4-6	0-0	0-0	1-2	0	4	8
Fortes, g	31	2-7	1-3	0-1	0-2	2	2	5
Richardson, g	34	1-6	0-0	2-2	1-2	4	4	4
Johnson, g	37	12-23	7-15	1-1	0-1	4	1	32
Eldridge	17	0-4	0-3	2-2	0-3	1	2	2
Vandello	19	0-1	0-1	0-1	0-3	0	4	0
Dyer	12	0-0	0-0	0-0	0-0	1	1	0
Carlwell	4	0-1	0-0	0-0	0-0	0	0	0
Totals	200	23-53	8-23	5-7	6-22	14	20	59

Team Pct.: FG – .434; FT – .714

Blocks: 3 (Dilligard 2, Johnson 1)

Turnovers: 26 (Slack 5, Dilligard 1, Fortes 5, Richardson 6, Johnson 3, Eldridge 4, Vandello 2)

Steals: 9 (Slack 1, Dilligard 1, Fortes 2, Johnson 3, Vandello 1, Dyer 1)

Florida State	Min.	FG-A	3FG-A	FT-A	O-REB	A	PF	TP
Thornton, f	27	8-12	1-2	3-3	1-5	1	2	20
Echefe, f	16	1-3	0-0	0-1	0-0	0	2	2
Swann, g	24	5-9	2-3	2-3	2-4	0	2	14
Douglas, g	30	3-9	0-1	1-2	0-5	5	1	7
Rich, g	32	5-9	0-2	1-1	1-6	1	3	11
Mims	17	2-3	1-2	2-2	2-3	1	0	7
Allen	26	2-2	1-1	1-2	0-4	2	1	6
Breedon	11	0-4	0-2	2-2	0-1	1	0	2
Reid	17	2-2	0-0	0-0	3-3	1	2	4
Totals	200	28-53	5-13	12-16	11-35	12	13	73

Team Pct.: FG – .528; FT – .750

Blocks: 4 (Echefe 1, Rich 1, Allen 2)

Turnovers: 27 (Thornton 5, Echefe 3, Swann 5, Douglas 4, Rich 3, Mims 4, Allen 1, Breedon 1, Reid 1)

Steals: 8 (Thornton 4, Rich 2, Allen 1, Reid 1)

Officials: Mike Sanzere, Gerry Pollard, Don Daily

Attendance: 6,897

Halftime Score: Florida State 31, ILLINOIS STATE 24



GAME 3

Dilligard, Richardson Lead Birds to Victory

TALLAHASSEE, Fla. – The inside and outside combination of Illinois State's Greg Dilligard and Boo Richardson was too much for McNeese State as the Redbirds notched their first win of the season with a 67-50 win over the Cowboys in the third and final day of the Colonial Classic at the Donald L. Tucker Center.

Richardson paced the Redbirds (1-2) with a game-high 23 points, while Dilligard collected 20 points. The victory was the first for ISU away from Redbird Arena in its last 18 tries. The last Redbird victory away from Normal occurred on Feb. 19, 2005, when ISU topped Wisconsin-Green Bay 79-69 in ESPN BracketBusters.

Illinois State took the lead 9-7 at the 15:20 mark on an Anthony Slack lay up and never relinquished the lead. Over the next seven minutes, ISU went on a 14-3 run, which included six points by Dilligard, to give the 'Birds a 23-10 with 8:30 left in the first half. The Redbirds increased their lead to 16 points and took a 36-20 advantage into the locker room led by Dilligard's 11 first-half points.

In the second half, the Redbirds could never fully put McNeese State (0-3) away, but the Cowboys were unable to get any closer than 10 points. Both times McNeese State closed the gap to 10 points, the Redbirds responded including a 9-0 run in the game's final three minutes.

ILLINOIS STATE 67, McNeese State 50
November 14, 2006 • Donald L. Tucker Center

McNeese St.	Min.	FG-A	3FG-A	FT-A	O-REB	A	PF	TP
Wardell, f	28	3-9	0-0	4-4	1-5	1	3	10
Bradley, g	38	6-10	0-0	3-8	2-3	0	3	15
Aaron, g	37	5-12	1-4	1-2	1-5	3	1	12
Ford, g	34	2-11	1-4	4-4	1-7	2	1	9
Pichon, g	24	1-1	0-0	0-0	1-3	2	2	2
Lawrence	26	1-3	0-2	0-0	0-0	1	1	2
Penn	8	0-2	0-0	0-1	1-2	0	0	0
Barnhill	5	0-0	0-0	0-0	0-1	0	2	0
Totals	200	18-48	2-10	12-19	9-27	9	13	50

Team Pct.: FG – .375; FT – .632
Blocks: 6 (Bradley 2, Lawrence 1, Penn 3)
Turnovers: 17 (Wardell 4, Bradley 2, Aaron 3, Ford 4, Pichon 4)
Steals: 9 (Wardell 1, Bradley 4, Aaron 1, Ford 1, Pichon 2)

ILLINOIS STATE	Min.	FG-A	3FG-A	FT-A	O-REB	A	PF	TP
Slack, f	23	3-5	0-1	1-2	4-8	0	4	7
Dilligard, f	32	9-14	0-0	2-3	5-5	3	4	20
Fortes, g	24	2-6	1-4	2-2	0-3	2	1	7
Richardson, g	36	8-12	3-5	4-5	1-3	7	1	23
Johnson, g	35	1-11	1-8	0-0	2-3	2	1	3
Eldridge	20	1-6	1-4	0-0	1-5	0	1	3
Moor	3	0-0	0-0	0-0	0-1	0	0	0
Hill	1	0-0	0-0	0-0	1-1	0	0	0
Vandello	19	1-3	0-0	0-0	2-4	1	4	2
Dyer	5	1-3	0-0	0-0	1-3	0	1	2
Holtz	1	0-0	0-0	0-0	0-0	0	0	0
Carlwell	1	0-0	0-0	0-0	0-0	0	0	0
Totals	200	26-60	6-22	9-12	18-40	15	17	67

Team Pct.: FG – .433; FT – .750
Blocks: 4 (Slack 4)
Turnovers: 16 (Slack 1, Dilligard 1, Fortes 1, Richardson 2, Johnson 3, Eldridge 1, Moor 2, Vandello 2, Dyer 3)
Steals: 6 (Slack 1, Dilligard 1, Fortes 1, Richardson 1, Johnson 2)

Officials: Gerry Pollard, Dan Stryfeler, Don Daily
Attendance: 6,780
Halftime Score: ILLINOIS STATE 36, McNeese State 20

GAME 4

Redbirds Convincing in Home Opener

NORMAL, Ill. – Illinois State's Dom Johnson led three Redbirds in double figures with 16 points, but it was the ISU defense that got the best of Cal State Northridge in a 66-44 nonconference win at Redbird Arena.

The Matador offense was stifled as the Redbirds held CSUN to a Redbird Arena low 25.9 percent from the field. CSUN also converted 14 field goals, tying the facility low.

The Matadors jumped out to a quick 2-0 lead when Calvin Chitwood threw down a fast-break dunk on the game's opening play. However, the Redbirds quickly answered on a Boo Richardson three-pointer that opened up a 10-0 run to put the 'Birds up 10-2. Thomas Shewmake then converted on a three-point play for CSUN and ended the ISU run, cutting the lead to 10-5 with 16:03 left in the first half.

ISU continued to score at will, going on a 21-7 run that spanned nearly nine minutes to widen the lead to 31-12. Johnson scored 10 points in the second run, including two baskets from beyond the arc. Jayme Miller's jumper stopped the run for the Matadors and cut the lead to 31-14 and a free throw by Jason Hill then made the score 31-15 at the 2:52 mark.

ILLINOIS STATE 66, Cal State Northridge 44
November 20, 2006 • Redbird Arena

CS Northridge	Min.	FG-A	3FG-A	FT-A	O-REB	A	PF	TP
Heard, f	20	0-4	0-0	0-0	0-1	1	2	0
Chitwood, f	28	6-14	2-5	0-0	2-3	0	1	14
Shewmake, c	15	1-7	0-1	1-1	2-8	0	2	3
Haynes, g	15	0-3	0-1	0-0	0-0	2	2	0
Hill, g	16	1-2	0-1	1-2	0-1	3	4	3
Peters	4	0-0	0-0	0-0	0-2	0	0	0
Noblitt	14	0-6	0-4	0-0	0-0	0	1	0
Miller	17	3-5	0-0	4-7	2-2	0	5	10
Tyson	4	0-0	0-0	0-0	0-1	0	1	0
Colston	16	0-1	0-0	0-0	0-0	2	2	0
Jones	21	1-5	0-1	4-6	3-6	0	2	6
McCrary	11	1-2	0-1	3-3	0-3	0	0	5
Powers	10	1-4	0-0	0-	3-5	0	1	2
Everage	4	0-0	0-0	1-2	0-0	0	1	1
Waggenger	6	0-1	0-0	0-0	1-4	0	0	0
Totals	200	14-54	2-14	14-21	14-38	8	24	44

Team Pct.: FG – .259; FT – .667
Blocks: 1 (Jones 1)
Turnovers: 23 (Heard 1, Chitwood 2, Shewmake 3, Hill 3, Peters 4, Noblitt 2, Miller 3, Colston 3, Jones 1, McCrary 1)
Steals: 9 (Heard 1, Chitwood 1, Haynes 1, Hill 2, Noblitt 1, Miller 1, Colston 1, Powers 1)

ILLINOIS STATE	Min.	FG-A	3FG-A	FT-A	O-REB	A	PF	TP
Slack, f	28	5-11	0-1	2-5	2-7	1	1	12
Dilligard, f	24	3-4	0-0	0-2	0-4	3	4	6
Fortes, g	25	0-3	0-1	2-2	1-4	1	2	2
Richardson, g	30	4-7	1-3	6-7	1-2	8	2	15
Johnson, g	27	5-9	4-7	2-2	1-5	1	2	16
Eldridge	19	0-5	0-3	1-2	1-4	0	0	1
Moor	3	0-0	0-0	1-2	0-0	0	0	1
Hill	3	0-1	0-0	0-0	1-1	0	2	0
Vandello	12	1-2	0-0	2-2	2-3	0	2	4
Dyer	16	0-3	0-3	0-0	0-4	0	3	0
Holtz	9	3-6	3-6	0-0	0-1	0	1	9
Carlwell	5	0-0	0-0	0-0	0-0	0	1	0
Totals	200	21-51	8-24	16-24	10-37	14	20	66

Team Pct.: FG – .412; FT – .667
Blocks: 7 (Slack 1, Dilligard 4, Dyer 2)
Turnovers: 18 (Slack 3, Fortes 2, Richardson 5, Johnson 4, Eldridge 1, Vandello 2, Dyer 1)
Steals: 12 (Slack 5, Fortes 3, Johnson 2, Vandello 1, Dyer 1)

Officials: John Higgins, David Warfel, Mark Mayhood
Attendance: 4,699
Halftime Score: ILLINOIS STATE 36, CS Northridge 16

GAME 5

'Birds Add to Valley's Big Weekend; Win at St. John's

QUEENS, N.Y. – The offensive play of point guard Boo Richardson and the defensive effort of Roberto Fortes paved the way as the Illinois State men's basketball team earned a precious road victory, the Redbirds' first in 16 games, with a 78-65 victory over St. John's at Carnesecca Arena.

The road win was the first by ISU since posting a 79-69 win at Wisconsin-Green Bay as part of BracketBusters Saturday.

St. John's took its only lead of the game at 2-0, but the Redbirds claimed a 9-4 lead after single baskets by four of the five starters. With ISU up 16-13 at the 13:45 mark, the Redbirds went on a 15-3 run, which included a pair of three-pointers by Osiris Eldridge, and took a 31-16 lead with 7:57 on the clock. St. John's responded with a 9-2 spurt and closed the gap to 33-25 with 4:48 left. The two teams traded baskets the rest of the half and the Redbirds took a 41-31 lead into the locker room.

The Redbirds increased their lead to 15 points at 50-35, thanks to a pair of baskets by Richardson. With Illinois State leading 61-49 and 9:42 left in the game, the Red Storm made their final run. St. John's used a 9-1 run over the next three minutes to close the gap to 62-58. But, Dom Johnson hit two of three free throws after being fouled on a 3-point try and Richardson added a basket to put the lead back to 66-58.

After a pair of free throws by Daryll Hill, Fortes sank a big three-pointer and Greg Dilligard added five straight points as the Redbirds regained control with a 74-61 advantage. ISU hit 4-of-8 free throws down the stretch to secure the win.

ILLINOIS STATE 78, St. John's 65
November 25, 2006 • Carnesecca Arena

ILLINOIS STATE	Min.	FG-A	3FG-A	FT-A	O-REB	A	PF	TP
Slack, f	29	3-7	0-1	4-7	1-7	1	2	10
Dilligard, f	33	8-15	0-0	1-5	7-11	4	4	17
Fortes, g	27	3-10	1-6	6-8	2-7	1	3	13
Richardson, g	31	5-10	3-8	5-6	1-3	4	3	18
Johnson, g	37	2-7	1-5	2-3	0-0	2	2	7
Eldridge	17	2-5	2-3	2-2	1-2	2	1	8
Vandello	13	0-0	0-0	0-0	1-1	2	1	0
Dyer	6	1-2	1-2	2-2	0-0	0	2	5
Carlwell	7	0-0	0-0	0-0	0-1	0	1	0
Totals	200	24-56	8-25	22-33	16-35	16	19	78

Team Pct.: FG – .429; FT – .667
Blocks: 2 (Slack 1, Dilligard 1)
Turnovers: 17 (Slack 1, Dilligard 3, Fortes 1, Richardson 5, Johnson 3, Eldridge 2, Vandello 2)
Steals: 8 (Dilligard 2, Richardson 1, Johnson 3, Eldridge 1, Vandello 1)

St. John's	Min.	FG-A	3FG-A	FT-A	O-REB	A	PF	TP
Mason, f	32	5-10	0-1	2-2	1-3	1	3	12
Hamilton, f	29	5-13	1-2	0-0	1-9	2	4	11
Spears, c	10	1-2	0-0	0-0	1-2	0	3	2
Lawrence, g	23	2-3	1-1	0-0	0-1	3	3	5
Patterson, g	30	3-8	0-3	2-2	0-3	1	4	8
Calhoun	21	2-3	0-1	2-3	0-3	0	2	6
Hill	25	4-8	0-0	4-8	1-1	3	2	12
Wright	7	0-0	0-0	0-0	0-0	0	0	0
Jasiulionis	19	3-3	0-0	0-0	2-3	0	1	6
Torres	4	1-2	0-0	1-1	0-0	0	0	3
Totals	200	26-52	2-8	11-16	8-29	10	22	65

Team Pct.: FG – .500; FT – .688
Blocks: 5 (Hamilton 2, Calhoun 1, Jasiulionis 2)
Turnovers: 22 (Mason 2, Hamilton 4, Spears 4, Lawrence 4, Patterson 2, Calhoun 2, Hill 3, Jasiulionis 1)
Steals: 3 (Patterson 1, Hill 2)

Officials: John Higgins, Steve Skiles, Tom Clark
Attendance: 4,038
Halftime Score: ILLINOIS STATE 41, St. John's 31

GAME 6
Slack, Dilligard Lead 'Birds Past Sacramento St., 86-69

NORMAL, Ill. – The Illinois State men's basketball team was dominate on the interior as junior-transfer Anthony Slack recorded his first career double-double with a career-high 21 points and 10 rebounds and senior Greg Dilligard recorded his second-consecutive double-double (11 points, 10 rebounds) for the first time in his career as Illinois State defeated Sacramento State 86-69 Wednesday night at Redbird Arena.

Slack and Dilligard were just two of five Redbirds to score in double figures as the team shot a season-high 61 percent from the field, including 7-of-15 from the three-point stripe. Senior Roberto Fortes was steady, scoring 11 points, while sophomore Brandon Holtz came off the bench to contribute 10 points. Boo Richardson reached double figures in scoring for the fifth time this season with 12 points and tied his career-high with eight assists.

The Hornets proved to be no match for the 'Birds on the inside, as ISU scored 50 points in the paint. The Redbirds also out-rebounded CSUS, 37-29, and notched six blocked shots, three coming from Slack.

The Hornets jumped out to an early 11-5 with 15:20 left in the half thanks in large part to six early turnovers by the Redbirds. The 'Birds regained their composure and went on a 15-4 run, capped by a three pointer by Fortes that gave the 'Redbirds a 20-15 lead at the 9:22 mark.

In the second half, Slack and Richardson proved to be too much for CSUS to overcome, as the two Redbird newcomers combined to score 27 of the team's 47 points in the second half. Slack was a force inside scoring 17 points, including a high-rising dunk from sophomore Mike Vandello that brought the crowd to its feet with 14: 52 left in the game.

ILLINOIS STATE 86, Sacramento State 69
November 29, 2006 • Redbird Arena

Sacramento St.	Min.	FG-A	3FG-A	FT-A	O-REB	A	PF	TP
Bausley, f	24	5-9	3-4	0-2	1-1	1	5	13
Alamo, c	26	7-8	0-0	2-2	3-6	0	4	16
Hargrave, g	36	4-12	1-4	0-0	0-2	5	2	9
Adams, g	24	4-6	0-0	1-3	0-4	2	3	9
Leath, g	32	4-18	2-8	2-2	2-2	1	1	12
Harrison	2	0-1	0-0	0-0	0-0	0	0	0
Thomas	4	0-0	0-0	0-0	0-1	0	0	0
Young	13	0-3	0-0	0-0	0-1	3	0	0
Williams	13	3-6	0-0	0-0	2-3	0	3	6
Davis	10	1-1	0-0	0-0	2-3	0	2	2
Roberts	16	1-1	0-0	0-0	1-4	0	1	2
Totals	200	29-65	6-16	5-9	13-29	12	21	69

Team Pct.: FG – .446; FT – .556

Blocks: 1 (Young 1)

Turnovers: 18 (Bausley 3, Alamo 3, Hargrave 6, Adams 3, Young 1, Williams 1, Davis 1)

Steals: 15 (Bausley 2, Alamo 1, Hargrave 8, Adams 1, Leath 1, Young 1, Davis 1)

ILLINOIS STATE	Min.	FG-A	3FG-A	FT-A	O-REB	A	PF	TP
Slack, f	27	9-10	0-0	3-4	2-10	1	3	21
Dilligard, f	24	5-6	0-0	1-5	5-10	4	4	11
Fortes, g	32	4-8	3-6	0-0	0-0	3	0	11
Richardson, g	27	4-8	2-2	2-3	0-3	8	3	12
Johnson, g	34	2-5	0-2	4-4	0-2	4	1	8
Eldridge	6	1-3	0-0	1-2	1-1	0	1	3
Moor	1	0-0	0-0	0-0	0-0	0	0	0
Hill	1	0-0	0-0	0-0	0-0	0	0	0
Vandello	23	4-7	0-0	0-0	3-8	4	1	8
Dyer	5	1-2	0-0	0-0	0-0	1	0	2
Holtz	19	4-7	2-5	0-1	1-3	1	2	10
Carlwell	1	0-0	0-0	0-0	0-0	0	0	0
Totals	200	34-56	7-15	11-19	12-37	26	15	86

Team Pct.: FG – .607; FT – .579

Blocks: 6 (Slack 3, Dilligard 1, Johnson 1, Dyer 1)

Turnovers: 20 (Slack 3, Dilligard 1, Fortes 4, Richardson 5, Johnson 3, Eldridge 1, Vandello 1, Dyer 1, Holtz 1)

Steals: 7 (Slack 1, Fortes 2, Richardson 1, Johnson 2, Holtz 1)

Officials: Dave Draucker, Terry Oglesby, Dan Dorian

Attendance: 5,417

Halftime Score: ILLINOIS STATE 39, Sacramento State 28

GAME 7
Record Three-Point Shooting Leads 'Birds Past UTA

NORMAL, Ill. – The Illinois State men's basketball team was on fire from the perimeter hitting a Redbird Arena record with 14 three-pointers, led by freshman Osiris Eldridge's four as part of his career-high 14 points off the bench in the Redbirds' 86-61 victory over UT-Arlington Saturday night. Eldridge wasn't the only story off the bench as junior Levi Dyer, also in reserve, tied his career-high with 17 points on 6-of-7 shooting, including 3-of-4 from beyond the arc.

Eldridge and Dyer led a group of five Redbirds who scored in double figures as the team shot 53 percent from the field, including 14-of-27 from the three-point stripe. Senior Roberto Fortes and junior Dom Johnson both scored 13 points with three treys each, while junior-transfer Anthony Slack chipped in 10 points along with three rebounds and three blocks.

Along with the record-setting three-point shooting, the Redbird defense also came through with a tremendous effort, forcing 27 turnovers which resulted in 32 points.

The victory improved the 'Birds' record to 5-2 on the season. The win was the team's fifth straight, the longest streak in the Porter Moser era. The loss dropped the Mavericks to 3-3, despite the efforts of sophomore Anthony Vereen, who scored 17 points and grabbed four rebounds.

ILLINOIS STATE 86, UT-Arlington 61
December 2, 2006 • Redbird Arena

UT-Arlington	Min.	FG-A	3FG-A	FT-A	O-REB	A	PF	TP
Griffin, f	22	3-3	0-0	0-0	2-4	1	2	6
Vereen, f	26	2-6	1-3	12-14	3-4	2	3	17
Posey, f	22	1-2	0-0	0-0	2-6	0	2	2
Guignard, g	28	1-7	1-5	0-0	0-1	2	0	3
Epps, g	28	2-8	0-3	0-0	0-1	2	3	4
Henry	14	1-3	1-3	0-0	2-4	0	1	3
Hunter	10	1-6	0-0	0-0	1-1	1	3	2
Read	9	1-1	0-0	0-0	0-4	0	3	2
Long	23	6-11	3-6	2-2	1-2	2	2	17
Moffitt	14	2-5	1-2	0-0	1-4	1	1	5
Dewalt	4	0-0	0-0	0-0	0-1	0	0	0
Totals	200	20-52	7-22	14-16	13-34	11	20	61

Team Pct.: FG – .385; FT – .875

Blocks: 2 (Griffin 1, Posey 1)

Turnovers: 27 (Griffin 6, Vereen 2, Posey 2, Guignard 6, Epps 6, Henry 1, Hunter 2, Long 2)

Steals: 7 (Griffin 1, Guignard 2, Epps 2, Henry 1, Long 1)

ILLINOIS STATE	Min.	FG-A	3FG-A	FT-A	O-REB	A	PF	TP
Slack, f	26	4-8	0-0	2-2	2-3	2	2	10
Dilligard, f	26	3-4	0-0	0-0	1-3	3	2	6
Fortes, g	28	5-10	3-6	0-0	1-3	4	1	13
Richardson, g	31	2-3	1-2	2-4	0-1	7	1	7
Johnson, g	24	4-8	3-6	2-2	0-3	3	0	13
Eldridge	12	5-9	4-7	0-0	0-2	2	0	14
Moor	6	0-0	0-0	0-0	0-0	0	1	0
Hill	5	1-3	0-0	2-2	1-2	1	0	4
Vandello	6	0-1	0-0	0-0	0-0	0	2	0
Dyer	16	6-7	3-4	2-2	0-4	1	2	17
Holtz	14	0-2	0-2	1-2	0-1	1	1	1
Carlwell	6	0-2	0-0	1-2	0-2	1	2	1
Totals	200	30-57	14-27	12-16	8-28	25	14	86

Team Pct.: FG – .526; FT – .750

Blocks: 5 (Slack 3, Dilligard 1, Dyer 1)

Turnovers: 16 (Slack 3, Dilligard 2, Fortes 1, Richardson 5, Moor 2, Hill 1, Vandello 2)

Steals: 11 (Slack 3, Dilligard 1, Fortes 2, Richardson 2, Moor 1, Dyer 2)

Officials: Mike Litzelfelner, Kerry Campbell, Robert Burris

Attendance: 5,941

Halftime Score: ILLINOIS STATE 36, UT-Arlington 29

GAME 8
Redbirds Win Sixth Straight, Drop Miami 64-40

NORMAL, Ill. – Allowing just 13 second-half points, a new Redbird Arena low, the fast-paced, second-half offensive effort by the duo of Greg Dilligard and Anthony Slack lifted the Illinois State men's basketball team over Miami (Ohio), 64-40, Tuesday night at Redbird Arena. Dilligard finished with 11 points and 10 rebounds, while Slack added 15 points and 10 boards for the 'Birds.

With the game knotted at 30, just over two minutes into the second half, Illinois State used a 34-10 run to close out the game. The story of the second half unfolded in the first eight minutes of the final period, as the Redbirds erupted for a 10 unanswered points, taking a 40-30 lead at the 12:42 mark. Sparked by a blocked shot by Slack, the 'Birds ran the length of the floor where Boo Richardson threw up an alley-oop that Slack slammed home on the fast break. A foul was called on the play and Slack drained his shot from the charity stripe, finishing the traditional three-point play. Dilligard tossed in a lay up and Osiris Eldridge put down a dunk of his own, adding to the excitement in the stretch.

Miami broke the streak with 12:21 left in the game, with Monty St. Clair connecting on a lay up. But the Redbirds answered with back-to-back three pointers from Richardson and Eldridge, extending their lead to 46-32. Richardson ended the game with 13 points and four assists.

The 'Birds used a 18-8 run in the game's final nine minutes to secure the win, while holding the RedHawks to just 13 second-half points.

ILLINOIS STATE 64, Miami (Ohio) 40
December 5, 2006 • Redbird Arena

Miami (Ohio)	Min.	FG-A	3FG-A	FT-A	O-REB	A	PF	TP
Peavy, f	34	4-9	1-2	1-5	0-6	1	5	10
T. Pollitz, f	28	8-17	0-0	1-2	1-3	0	2	17
St. Clair, c	15	1-2	0-1	0-1	1-5	1	1	2
Moosmann, g	27	0-3	0-3	0-0	0-0	2	2	0
Bramos, g	34	3-9	1-4	0-0	2-6	1	1	7
Penno	17	0-2	0-1	0-0	0-2	1	1	0
Dierkers	22	1-2	0-1	0-0	0-5	3	4	2
Richburg	8	0-2	0-1	0-0	0-0	2	2	0
E. Pollitz	5	0-0	0-0	0-0	0-0	0	0	0
Ballard	6	0-0	0-0	0-0	0-0	0	1	0
Fletcher	4	1-1	0-0	0-0	0-2	0	0	2
Totals	200	18-47	2-13	2-8	5-31	11	19	40

Team Pct.: FG – .383; FT – .250

Blocks: 3 (T. Pollitz 1, Dierkers 1, Fletcher 1)

Turnovers: 23 (Peavy 4, T. Pollitz 3, St. Clair 1, Moosmann 4, Bramos 4, Dierkers 1, Richburg 2, E. Pollitz 4)

Steals: 10 (Peavy 1, T. Pollitz 2, St. Clair 2, Bramos 1, Dierkers 3, E. Pollitz 1)

ILLINOIS STATE	Min.	FG-A	3FG-A	FT-A	O-REB	A	PF	TP
Slack, f	33	4-9	0-1	7-10	2-10	2	2	15
Dilligard, f	31	5-7	0-0	1-3	5-10	0	1	11
Fortes, g	23	0-3	0-3	2-2	0-0	2	3	2
Richardson, g	35	4-9	1-2	4-7	0-4	4	1	13
Johnson, g	34	3-9	3-8	0-0	0-2	3	3	9
Eldridge	21	2-5	1-3	0-0	0-2	1	2	5
Moor	2	0-1	0-0	0-0	0-0	0	0	0
Hill	2	0-0	0-0	0-0	0-0	0	0	0
Dyer	15	4-6	1-1	0-0	1-4	1	0	9
Holtz	2	0-0	0-0	0-0	0-0	0	0	0
Carlwell	2	0-0	0-0	0-0	0-2	0	0	0
Totals	200	22-49	6-18	14-22	8-35	13	12	64

Team Pct.: FG – .449; FT – .636

Blocks: 2 (Slack 2)

Turnovers: 15 (Slack 3, Dilligard 3, Fortes 2, Richardson 5, Johnson 1, Eldridge 1)

Steals: 10 (Slack 4, Dilligard 1, Richardson 1, Johnson 3, Eldridge 1)

Officials: Steve Skiles, Terry Anderson, Todd Williams

Attendance: 5,735

Halftime Score: Miami (Ohio) 27, ILLINOIS STATE 25



GAME 9

Second Half Snowballs for Redbirds in Loss

EVANSVILLE, Ind. – For the eighth straight season, Illinois State failed to win its Missouri Valley Conference opener as the Redbirds fell 69-41, at Evansville on Saturday at Roberts Stadium.

Evansville opened the second half with a 19-2 run, which included an Illinois State seven-minute scoring drought. The Redbirds were outscored 41-14 in the second half.

ISU opened the game with a 15-8 run which included eight points by Dom Johnson. The Aces responded with a 14-0 run to take a 22-15 advantage with 10 minutes left in the first frame. During the spurt, the Redbirds were held scoreless for five minutes.

However, the Redbirds were able to close the gap before the intermission as Evansville was scoreless from the floor for over six minutes and the Aces held a 28-27 lead at the half.

Evansville 69, ILLINOIS STATE 41
December 9, 2006 • Roberts Stadium

ILLINOIS STATE	Min.	FG-A	3FG-A	FT-A	O-REB	A	PF	TP
Slack, f	18	2-7	0-0	0-0	2-6	0	4	4
Dilligard, f	21	3-5	0-0	0-2	4-9	2	4	6
Fortes, g	21	1-6	1-4	0-0	1-2	2	4	3
Richardson, g	35	0-11	0-5	2-3	0-1	2	1	2
Johnson, g	32	4-10	3-7	0-0	0-1	1	1	11
Eldridge	21	3-8	3-6	0-0	2-7	0	2	9
Moor	2	0-0	0-0	0-0	0-0	0	0	0
Hill	3	0-0	0-0	0-0	0-0	0	0	0
Vandello	12	1-1	0-0	2-2	2-3	1	2	4
Dyer	17	0-1	0-1	2-4	2-2	0	0	2
Holtz	8	0-3	0-3	0-0	0-2	1	0	0
Carlwell	10	0-0	0-0	0-0	0-0	0	0	0
Totals	200	14-52	7-26	6-11	15-36	9	18	41

Team Pct.: FG – .269; FT – .545

Blocks: 2 (Dilligard 1, Carlwell 1)

Turnovers: 17 (Slack 2, Dilligard 6, Fortes 1, Richardson 5, Vandello 2, Carlwell 1)

Steals: 6 (Slack 1, Richardson 2, Johnson 1, Eldridge 1, Vandello 1)

Evansville	Min.	FG-A	3FG-A	FT-A	O-REB	A	PF	TP
Cousnard, f	9	0-2	0-1	0-0	1-1	1	0	0
Webster, f	30	8-15	1-2	4-6	0-3	3	2	21
Strickland, c	29	4-9	0-0	4-6	1-5	0	2	12
Anslinger, g	35	3-4	2-3	0-0	0-3	3	1	8
Holsinger, g	26	2-4	1-2	0-0	1-6	5	3	5
Stalbergs	18	2-3	2-2	0-0	1-7	2	3	6
Ely	24	5-6	0-0	0-2	0-1	2	1	10
Morrow	5	0-1	0-0	0-0	0-0	0	0	0
Gomez	1	0-0	0-0	0-0	0-0	0	0	0
Wargel	1	0-1	0-0	1-2	0-0	0	0	1
Gregory	1	0-0	0-0	0-0	0-0	0	0	0
Granger	19	2-4	2-2	0-0	0-3	0	1	6
Petty	2	0-0	0-0	0-0	1-1	0	0	0
Totals	200	26-49	8-12	9-16	6-32	16	13	69

Team Pct.: FG – .531; FT – .563

Blocks: 4 (Strickland 2, Holsinger 1, Granger 1)

Turnovers: 11 (Cousnard 1, Webster 3, Strickland 2, Anslinger 4, Ely 1)

Steals: 4 (Strickland 2, Anslinger 1, Wargel 1)

Officials: Frank Spencer, Kipp Kissinger, Terry Oglesby

Attendance: 5,806

Halftime Score: Evansville 28, ILLINOIS STATE 27

GAME 10

Redbird Rally Falls Short at Shots Don't Fall

KALAMAZOO, Mich. – Illinois State had an opportunity to tie Saturday's non-conference game at Western Michigan three times in the game's final minute and a half, but Boo Richardson, Dom Johnson and Roberto Fortes each missed three-point attempts as the Redbirds fell 65-57 at University Arena.

The Broncos took the lead at the 2:10 mark in the first half and never looked back. WMU led by as many as 11 points, with a 52-41 advantage at the 7:37 mark, but a 10-2 Redbird run, including five points by Greg Dilligard, closed the gap to 54-51 with 5:44 on the clock.

WMU stretched the lead back to seven points at 58-51, however, again, the Redbirds got to within three points after a Fortes' trey at the 2:46 mark to make the score 60-57. With 1:32 left in the contest, Richardson shot the potential tying three, but it bounced off the front of the iron and Dilligard hauled in the offensive rebound. Dilligard kicked the ball out to Johnson, who also missed from three, but again Dilligard grabbed the carom. Fortes took ISU's third-straight shot from three, but it also was off the mark.

The first half was close throughout with four lead changes and neither team owning a bigger lead than six points. Richardson sank all three free throws after being fouled a three-point attempt and tied the score at 15-15. The game was tied for the fifth time at 24-24, but WMU scored the final three points of the half to take a 27-24 lead at the intermission.

Western Michigan 65, ILLINOIS STATE 57
December 16, 2006 • University Arena

ILLINOIS STATE	Min.	FG-A	3FG-A	FT-A	O-REB	A	PF	TP
Slack, f	22	4-5	0-0	1-2	1-2	0	5	9
Dilligard, f	21	4-7	0-0	1-1	5-7	3	4	9
Fortes, g	29	6-11	2-7	1-1	0-4	1	3	15
Richardson, g	39	1-9	1-7	3-4	1-2	6	2	6
Johnson, g	35	2-11	1-7	0-0	0-2	3	1	5
Eldridge	18	2-5	0-2	0-0	1-2	1	0	4
Vandello	11	0-1	0-0	0-0	0-2	0	1	0
Dyer	16	3-9	1-5	0-1	0-2	0	2	7
Carlwell	9	1-1	0-0	0-0	0-1	0	3	2
Totals	200	23-59	5-28	6-9	11-27	14	21	57

Team Pct.: FG – .390; FT – .667

Blocks: 3 (Slack 2, Dyer 1)

Turnovers: 9 (Dilligard 1, Fortes 3, Richardson 1, Johnson 1, Eldridge 1, Dyer 1, Carlwell 1)

Steals: 3 (Richardson 1, Johnson 1, Dyer 1)

W. Michigan	Min.	FG-A	3FG-A	FT-A	O-REB	A	PF	TP
Hershberger, f	30	3-7	0-2	2-3	4-7	2	4	8
Reitz, f	33	6-11	0-0	5-8	7-18	0	1	17
Redell, g	16	1-3	0-2	2-2	0-0	2	4	4
Kool, g	17	1-6	1-4	4-4	0-2	2	0	7
Gary, g	31	2-7	1-2	0-0	0-4	3	3	5
Fracalossi	19	2-3	0-0	3-6	1-1	1	1	7
Drews	8	0-1	0-0	0-0	1-1	0	0	0
Ricks	29	4-9	1-2	0-0	0-2	2	1	9
Lawson	7	0-2	0-0	0-0	1-1	0	0	0
Cloutier	10	2-2	2-2	2-2	0-2	0	2	8
Totals	200	21-51	5-14	18-25	16-42	12	16	65

Team Pct.: FG – .412; FT – .720

Blocks: 3 (Gary 2, Lawson 1)

Turnovers: 14 (Hershberger 4, Reitz 2, Redell 3, Gary 2, Fractalossi 1, Drews 1, Ricks 1)

Steals: 3 (Reitz 1, Fractalossi 2)

Officials: Tim Hutchinson, Rob Kruger, Dave Cronin

Attendance: 3,091

Halftime Score: Western Michigan 27, ILLINOIS STATE 24

GAME 11

Redbirds Get Back on Track, Defeat Lewis 85-66

NORMAL, Ill. – Junior Boo Richardson recorded his first career double-double with 20 points and 11 assists and junior Anthony Slack posted a double-digit scoring effort for the sixth time this season with a career-high 22 points on an 8-for-9 shooting effort, as the pair led the Illinois State men's basketball team to a 85-66 win over Lewis Tuesday night at Redbird Arena.

The first half began with both teams not encountering any problems scoring on the offensive end, as the Redbirds and Flyers traded baskets until ISU was able to pull ahead on a 22-7 run capped off by a dunk from Richardson to Slack, who slammed it down. Slack led the 'Birds during the stretch that lasted 7:46, as he scored eight points during the run that put the Redbirds ahead 28-13 with 11:46 remaining.

The 'Birds led by as many as 19 when Richardson drove to the basket, spun around a Flyer defender and made a quick pass to Dilligard who converted an uncontested lay up to make the score 44-25 with 3:26 left to play in the half. But Lewis was able to cut into the lead with a 11-3 scoring run to close out the half, with Illinois State leading Lewis 47-36 at intermission.

ILLINOIS STATE 85, Lewis 66
December 19, 2006 • Redbird Arena

Lewis	Min.	FG-A	3FG-A	FT-A	O-REB	A	PF	TP
Bolt, f	26	3-4	0-0	2-2	1-5	0	4	8
Warfield, f	31	3-5	1-2	0-0	0-3	2	3	7
Marino, g	28	4-7	2-2	0-0	0-2	4	3	10
Hunter, g	19	1-4	1-4	0-0	0-2	4	1	3
Dagans, g	34	5-15	4-7	11-11	2-5	2	1	25
Bogue	9	0-0	0-0	0-0	0-0	2	0	0
Murdock	4	0-0	0-0	0-0	0-1	2	2	0
Sharp	9	2-2	2-2	0-0	0-0	0	2	6
Donald	16	1-2	1-1	0-2	0-4	2	4	3
Alexander	15	2-2	0-0	0-0	0-2	0	4	4
Jones	6	0-1	0-0	0-0	1-1	0	1	0
Lewis	2	0-0	0-0	0-0	0-0	0	0	0
Sellers	1	0-0	0-0	0-0	0-0	0	0	0
Totals	200	21-42	11-18	13-15	5-28	18	25	66

Team Pct.: FG – .500; FT – .867

Blocks: 2 (Warfield 1, Hunter 1)

Turnovers: 28 (Bolt 5, Warfield 6, Marino 6, Hunter 1, Dagans 2, Bogue 1, Sharp 1, Donald 3, Alexander 2, Jones 1)

Steals: 7 (Warfield 1, Dagans 2, Sharp 2, Donald 1, Alexander 1)

ILLINOIS STATE	Min.	FG-A	3FG-A	FT-A	O-REB	A	PF	TP
Slack, f	17	8-9	0-0	6-7	2-4	1	5	22
Dilligard, f	22	5-8	0-0	3-6	0-1	1	4	13
Fortes, g	24	1-4	1-3	0-1	0-0	3	2	3
Richardson, g	32	8-11	3-5	1-4	0-4	11	1	20
Johnson, g	31	3-5	3-5	2-2	0-2	5	1	11
Eldridge	17	3-4	0-1	0-3	0-1	1	1	6
Moor	3	0-0	0-0	0-0	0-0	0	0	0
Hill	7	1-4	0-0	2-2	2-2	0	0	4
Vandello	13	0-2	0-0	0-0	3-5	0	2	0
Dyer	18	2-7	0-3	2-2	0-2	1	3	6
Holtz	7	0-2	0-2	0-0	0-0	0	0	0
Carlwell	9	0-2	0-0	0-2	1-3	0	1	0
Totals	200	31-58	7-19	16-29	13-30	23	20	85

Team Pct.: FG – .534; FT – .552

Blocks: 1 (Carlwell 1)

Turnovers: 12 (Dilligard 2, Fortes 2, Richardson 2, Johnson 2, Eldridge 1, Dyer 2, Carlwell 1)

Steals: 14 (Slack 2, Dilligard 2, Fortes 1, Richardson 1, Johnson 2, Eldridge 2, Vandello 1, Dyer 3)

Officials: Mark Mayhood, Cory Burkle, Roland Simmons

Attendance: 3,691

Halftime Score: ILLINOIS STATE 47, Lewis 36

GAME 12
Eldridge, Redbirds Top UIC, 77-69

CHICAGO – Freshman Osiris Eldridge returned to his hometown of Chicago and led Illinois State to a 77-69 non-conference victory over Illinois-Chicago at the UIC Pavilion on Saturday afternoon. Eldridge tossed in a career-high 19 points and added six rebounds in the victory.

ISU opened up the second half by sinking its first four treys, including a pair by Levi Dyer as the Redbirds built a 48-38 lead with 16:50 left in the contest. UIC responded with a 7-0 spurt, but then ISU's Eldridge went on a run of his own. With the Redbirds leading 48-45, Eldridge rattled off eight straight points and added a pair of rebounds to give ISU a 56-45 lead with 11:36 left.

Again the Flames bounced back with a 13-3 run to cut the ISU lead to 60-58 with 7:02 left. UIC took its first lead since the 16:04 mark of the first half when Karl White made a three-pointer with 4:52 on the clock at 63-62. The lead was short-lived as Dom Johnson and Anthony Slack added a pair of field goals to give the 'Birds a 66-63 lead.

UIC's Othys Jeffers and Daniel Zoric each added a pair of buckets to give the Flames a 67-66 lead, but the Redbirds closed the game with a 11-2 run thanks to six points by Eldridge and five tallies from Boo Richardson.

ILLINOIS STATE 77, Illinois-Chicago 69
December 23, 2006 • UIC Pavilion

ILLINOIS STATE	Min.	FG-A	3FG-A	FT-A	O-REB	A	PF	TP
Dilligard, f	27	4-8	0-0	1-2	3-7	2	2	9
Dyer, c	21	4-9	2-6	0-0	1-3	1	4	10
Fortes, g	25	2-6	1-4	0-0	0-1	5	1	5
Johnson, g	38	5-13	4-9	0-0	0-2	2	1	14
Richardson, g	37	4-9	1-5	8-11	0-7	7	3	17
Eldridge	20	6-10	3-4	4-4	4-6	0	2	19
Slack	26	1-4	0-0	1-2	3-8	0	1	3
Carlwell	6	0-1	0-0	0-2	0-3	0	0	0
Totals	200	14-52	7-26	6-11	15-36	9	18	41

Team Pct.: FG – .433; FT – .667

Blocks: 3 (Dilligard 2, Johnson 1)

Turnovers: 13 (Dilligard 1, Dyer 2, Richardson 5, Eldridge 1, Slack 4)

Steals: 8 (Fortes 1, Johnson 1, Richardson 1, Eldridge 2, Slack 3)

Illinois-Chicago	Min.	FG-A	3FG-A	FT-A	O-REB	A	PF	TP
Jeffers, f	33	4-9	0-0	2-2	3-10	3	4	10
Stefanov, f	31	4-11	2-5	2-2	1-5	2	4	12
VanderMeer, c	18	2-6	0-0	0-0	2-5	2	1	4
Mayo, g	17	3-4	1-2	0-0	0-1	0	1	7
Stewart, g	27	2-5	2-4	0-0	0-3	7	1	6
Gray	23	4-8	4-6	2-2	1-2	3	4	14
Bush	8	1-5	0-1	0-0	1-1	1	0	2
White	18	2-5	2-4	0-0	0-0	3	0	6
Zoric	22	4-9	0-0	0-2	1-6	0	3	8
Dailey	3	0-1	0-0	0-0	2-3	0	0	0
Totals	200	26-63	11-22	6-8	12-38	21	18	69

Team Pct.: FG – .413; FT – .750

Blocks: 5 (VanderMeer 4, Zoric 1)

Turnovers: 18 (Jeffers 4, Stefanov 2, VanderMeer 1, Mayo 1, Stewart 5, Gray 2, White 2, Zoric 1)

Steals: 5 (Jeffers 1, Stefanov 2, VanderMeer 1, Gray 1)

Officials: Eugene Crawford, Frank Spencer, Bert Smith
Attendance: 4,827

Halftime Score: ILLINOIS STATE 36, Illinois-Chicago 22

GAME 13
Redbirds Fall to In-State Rival Southern Illinois

NORMAL, Ill. – The Illinois State men's basketball team had three players reach double figures in scoring, but it wasn't enough as the Redbirds fell to Southern Illinois, 68-49, in a Missouri Valley Conference game Friday night at Redbird Arena.

The first half began with both Illinois State and Southern Illinois trading early baskets, as Osiris Eldridge hit consecutive three pointers to give the Redbirds an early 8-5 lead with 16:27 remaining. However, the Salukis were able to pull ahead with a 14-2 scoring run, led by Jamaal Tatum's five points, to give SIU the advantage at 19-10 with 8:33 left in the half. The Redbirds trailed the Salukis 27-20 at the break, with Matt Shaw leading all scorers with 10 points.

Southern Illinois opened up the game in the early minutes of the second half by going on a 18-6 run, giving the Salukis their largest lead of the game at 45-26 with 12:14 left. The run was backed by senior Tony Young, who had seven points during the run. The Salukis proved to be too much for the Redbirds to handle, as SIU was able to hold on its lead for the remainder of the second half, courtesy of a 14-7 run to close out the game.

Southern Illinois 68, ILLINOIS STATE 49
December 29, 2006 • Redbird Arena

Southern Illinois	Min.	FG-A	3FG-A	FT-A	O-REB	A	PF	TP
Falker, f	35	4-8	0-0	2-6	3-17	3	2	10
Shaw, f	27	7-12	2-4	0-0	2-6	2	4	16
Tatum, g	35	4-8	2-4	6-7	0-4	5	1	16
Mullins, g	33	2-4	2-3	2-4	0-1	4	0	8
Young, g	33	5-10	2-6	0-1	0-1	2	2	12
Armstrong	1	0-0	0-0	0-0	0-0	0	0	0
Green	5	0-1	0-1	0-0	0-0	0	0	0
Clemons	14	0-2	0-2	1-2	0-4	1	0	1
Boyle	17	2-3	0-0	1-2	2-2	0	2	5
Totals	200	24-48	8-20	12-22	9-41	17	11	68

Team Pct.: FG – .500; FT – .545

Blocks: 7 (Falker 4, Boyle 3)

Turnovers: 13 (Falker 4, Shaw 3, Tatum 1, Mullins 1, Young 4)

Steals: 7 (Falker 2, Tatum 2, Young 2, Clemons 1)

ILLINOIS STATE	Min.	FG-A	3FG-A	FT-A	O-REB	A	PF	TP
Dilligard, f	27	3-10	0-0	0-0	1-5	0	2	6
Dyer, c	24	4-13	2-6	0-3	3-9	1	1	10
Fortes, g	20	0-2	0-2	0-0	0-2	1	3	0
Richardson, g	27	0-5	0-2	0-0	0-0	3	5	0
Johnson, g	38	4-10	2-7	1-2	0-2	3	3	11
Eldridge	26	4-11	2-6	0-0	2-4	0	1	10
Slack	23	3-5	1-1	2-4	3-10	1	2	9
Hill	2	0-0	0-0	0-0	1-1	1	1	0
Vandello	4	0-0	0-0	0-0	0-0	0	0	0
Holtz	7	1-3	1-3	0-0	0-0	0	0	3
Carlwell	2	0-0	0-0	0-0	0-0	0	0	0
Totals	200	19-59	8-27	3-9	11-34	10	18	49

Team Pct.: FG – .322; FT – .333

Blocks: 1 (Dyer 1)

Turnovers: 11 (Fortes 2, Richardson 6, Johnson 2, Eldridge 1)

Steals: 5 (Dilligard 1, Richardson 2, Eldridge 2)

Officials: Steve Welmer, J.D. Collins, John Higgins
Attendance: 6,429

Halftime Score: Southern Illinois 27, ILLINOIS STATE 20

GAME 14
Creighton Shoots Past Redbirds, 79-71

OMAHA, Neb. – Freshman Osiris Eldridge scored a career-high 28 points, thanks to a school-record tying eight three-pointers, but it wasn't enough as Illinois State dropped its third straight Missouri Valley Conference game Monday afternoon against Creighton 79-71, at the Qwest Center OMAHA™. The Jays shot 64.3 percent from the field for the game.

Creighton extended its second-half lead with a 14-5 run to take a 58-44 lead with 10 minutes remaining. The Jays remained in control for the rest of the contest, as the Redbirds weren't able to get any closer than seven points.

Both teams opened the game with the hot-hand offensively. At the first media time out, at the 15:56 mark, the Bluejays held a slim edge at 12-11, with six of ISU's points coming from Eldridge. The game remained tight with six lead changes, but with Creighton leading 20-18 with 8:42 left in the half, the Jays were able to pull away as the Redbirds were held scoreless for four minutes. The Jays fired off 10 straight points, including six by Nick Porter, to take a 30-18 lead with 4:45 on the clock.

Two more Eldridge three-pointers and six straight points by Anthony Slack enabled the Redbirds to close the deficit to 38-30, by the intermission.

Creighton 79, ILLINOIS STATE 71
January 1, 2007 • Qwest Center OMAHA™

ILLINOIS STATE	Min.	FG-A	3FG-A	FT-A	O-REB	A	PF	TP
Slack, f	27	5-7	0-1	2-4	3-3	0	2	12
Dyer, c	23	6-8	1-3	0-0	0-3	1	5	13
Eldridge, g	29	10-17	8-11	0-0	1-3	0	4	28
Richardson, g	38	2-9	1-3	2-2	1-3	9	1	7
Johnson, g	37	2-10	2-6	0-0	0-0	6	2	6
Fortes	15	0-1	0-1	0-0	1-1	1	2	0
Hill	2	0-1	0-0	0-0	0-0	0	0	0
Vandello	2	0-0	0-0	0-0	0-0	0	1	0
Holtz	6	0-1	0-1	0-0	0-0	0	1	0
Dilligard	16	2-4	0-0	1-3	2-2	0	3	5
Carlwell	5	0-0	0-0	0-0	1-2	0	0	0
Totals	200	27-58	12-26	5-9	11-20	17	21	71

Team Pct.: FG – .466; FT – .556

Blocks: 3 (Dyer 1, Eldridge 1, Johnson 1)

Turnovers: 13 (Slack 1, Dyer 3, Eldridge 1, Richardson 1, Johnson 4, Holtz 1, Dilligard 2)

Steals: 8 (Slack 1, Dyer 1, Eldridge 2, Richardson 1, Johnson 1, Holtz 1, Dilligard 1)

Creighton	Min.	FG-A	3FG-A	FT-A	O-REB	A	PF	TP
Watts, f	29	2-4	0-1	1-2	1-4	1	3	5
Tolliver, c	32	11-11	0-0	1-2	4-9	1	2	23
Miles, g	17	1-4	0-2	2-2	0-2	1	0	4
Porter, g	27	3-6	0-1	7-8	2-8	4	3	13
Funk, g	34	6-10	2-2	5-5	0-2	2	1	19
Hibma	12	0-0	0-0	2-2	1-3	0	0	2
Gakou	8	1-1	0-0	0-0	0-0	0	1	2
Nengsu	19	3-4	2-3	1-1	0-2	0	3	9
Bahe	22	0-2	0-2	2-4	0-0	3	1	2
Totals	200	27-42	4-11	21-26	8-31	12	14	79

Team Pct.: FG – .643; FT – .808

Blocks: 1 (Watts 1)

Turnovers: 18 (Watts 2, Tolliver 1, Miles 2, Porter 3, Funk 2, Hibma 2, Gakou 1, Nengsu 1, Bahe 3, Team 1)

Steals: 8 (Watts 2, Tolliver 2, Miles 3, Funk 1)

Officials: Gerry Pollard, Curtis Shaw, Tom O'Neill
Attendance: 14,869

Halftime Score: Creighton 38, ILLINOIS STATE 30



GAME 15

'Birds Remain Winless in Valley; Fall to Indiana State

NORMAL, Ill. – The Illinois State men's basketball team came into Saturday night's game against Indiana State looking for its first win in Missouri Valley Conference play. However, the Redbirds could only connect on 32.7 percent of their shots and fell to the Sycamores, 54-50, in front of 4,543 fans at Redbird Arena.

Both teams struggled from the field in the first half, with Illinois State shooting just 25 percent from the floor and Indiana State shooting 25.9 percent. The Sycamores held a 5-0 lead until Anthony Slack connected on two free throws with 14:16 left in the half to cut the lead to 5-2. After a three-pointer from Levi Dyer tied the score at 7-7, Greg Dilligard's free throw gave ISU its first lead of the game at 8-7 with 11:25 left in the first half.

From there the teams traded baskets for the rest of the half and the lead changed hands seven times before Indiana State went on an 8-2 run to finish the half and take a 25-20 lead into the locker room at halftime. The 20 points scored by the Redbirds tied a season-low at halftime and the 25 points by the Sycamores were also a season-low for a Redbird opponent.

The Sycamores kept their lead until the 12:10 mark in the second half when Dom Johnson's three-pointer put the 'Birds up 31-30, capping off a 7-0 Illinois State run. Seven lead changes then followed, with Indiana State eventually pulling out to a four-point lead at 44-40. However, Johnson would score five unanswered points to put the Redbirds up 45-44 with just under five minutes to play in the game.

With the score tied at 49-49, a Matt Arnold jumper gave the Sycamores a 51-49 lead with 1:38 left and Indiana State would never relinquish the advantage. Jay Tunnel led the way for the Sycamores with a game-high 13 points while Arnold added nine points and eight rebounds in the win. Dyer and Johnson were both in double figures for the Redbirds, scoring 11 and 10 points, respectively.

Indiana State 54, ILLINOIS STATE 50
January 6, 2007 • Redbird Arena

Indiana State	Min.	FG-A	3FG-A	FT-A	O-REB	A	PF	TP
Wurtz, f	22	1-3	0-1	1-1	2-7	0	2	3
Tunnell, c	28	3-9	1-2	6-7	2-4	3	2	13
Moore, g	40	1-4	0-1	4-4	2-3	6	2	6
Holmstrom, g	28	2-8	2-5	0-0	0-3	0	3	6
Stinson, g	33	2-11	2-9	2-2	1-4	1	1	8
Arnold	22	4-6	0-0	1-4	2-8	0	3	9
Marshall	8	0-0	0-0	0-0	0-0	0	0	0
McCoy	12	1-3	1-1	4-4	2-2	0	2	7
Yelovich	7	1-3	0-2	0-0	0-1	0	1	2
Totals	200	15-47	6-21	18-22	11-35	10	16	54

Team Pct.: FG – .319; FT – .818

Blocks: 0

Turnovers: 14 (Wurtz 3, Tunnell 2, Moore 3, Holmstrom 3, Stinson 3)

Steals: 6 (Moore 4, Stinson 1, Arnold 1)

ILLINOIS STATE	Min.	FG-A	3FG-A	FT-A	O-REB	A	PF	TP
Slack, f	20	2-5	0-0	2-3	2-8	0	5	6
Dyer, c	26	3-9	1-5	4-4	2-5	0	4	11
Eldridge, g	32	4-13	1-6	0-0	6-8	1	2	9
Richardson, g	35	0-10	0-4	1-2	2-5	6	3	1
Johnson, g	38	4-11	2-9	0-0	0-2	2	1	10
Fortes	1	0-0	0-0	0-0	0-0	0	0	0
Hill	14	1-2	0-0	2-2	0-0	0	0	4
Vandello	4	0-0	0-0	0-0	0-0	0	0	0
Dilligard	30	4-5	0-0	1-4	2-10	1	4	9
Totals	200	18-55	4-24	10-15	16-40	10	19	50

Team Pct.: FG – .327; FT – .667

Blocks: 1 (Dilligard 1)

Turnovers: 12 (Slack 2, Dyer 1, Eldridge 4, Richardson 3, Hill 1,

Vandello 1)

Steals: 7 (Dyer 2, Eldridge 2, Richardson 1, Johnson 1, Hill 1)

Officials: Brad Gaston, Dave Draucker, Terry Oglesby

Attendance: 4,543

Halftime Score: Indiana State 25, ILLINOIS STATE 20

GAME 16

Dyer, Eldridge Stun UNI; Birds Pick Up First Valley Win

NORMAL, Ill. – Junior Levi Dyer poured in a career-high 20 points, and freshman Osiris Eldridge tossed in an additional 18, as the pair led the Illinois State men's basketball team to a 67-64 overtime win over Northern Iowa Tuesday night at Redbird Arena. The Missouri Valley Conference victory was the first of the season for the 'Birds, as they downed UNI, who was previously undefeated in Valley play.

Northern Iowa took a 29-25 lead just over two minutes into the second half, scoring on consecutive offensive possessions. But the Redbirds responded with a Greg Dilligard lay up, on a quick pass from Boo Richardson and a fast-break Eldridge lay up to tie the game with 17:07 to play.

Dyer then scored the next eight points for Illinois State, burying two shots from the charity stripe and a pair of three-pointers. The 'Birds led by as many as five in the stretch, 40-35, as the second media time out of the half was called. The Panthers' Coleman tied the game at 43 on a put-back. But Dyer ran the length of the floor and drained his fourth trey of the game from the top of the key to give the Redbirds a 46-43 advantage.

The teams traded buckets for the almost six minutes before Dilligard blocked a lay up on a Northern Iowa fast break at the 1:04 mark as Richardson drove the basket for an open lay up on the ensuing out-of-bounds play to put Illinois State up by one, 57-56. After being fouled with just seconds remaining, Dyer connected on a pair of free throws to give ISU a three-point, 59-56 lead. But a McKowen, running three-pointer at the buzzer sent the game into overtime.

In the extra five-minute period, ISU's Johnson was fouled on a driving lay up that fell with 3:41 left to play. Johnson hit the ensuing free throw, putting the 'Birds up 62-59. Eldridge took over from there, scoring five of the Redbirds' eight points in the overtime to secure the ISU win, 67-64.

ILLINOIS STATE 67, Northern Iowa 64
January 9, 2007 • Redbird Arena

Northern Iowa	Min.	FG-A	3FG-A	FT-A	O-REB	A	PF	TP
Stout, f	30	3-10	0-2	2-2	1-8	3	4	8
Coleman, c	35	4-8	0-0	4-7	3-7	5	4	12
Josten, g	37	3-7	1-2	2-2	0-0	1	3	9
Brown, g	20	1-4	0-1	0-0	0-0	0	1	2
McKowen, g	39	4-8	2-4	2-2	1-9	4	2	12
Jones	2	0-0	0-0	0-0	0-0	0	0	0
Ahelegbe	13	0-3	0-2	0-0	0-2	1	0	0
Viet	24	3-7	3-7	0-0	0-0	1	2	9
Koch	18	2-5	0-2	3-4	0-1	0	1	7
Eglseder	7	2-2	0-0	1-2	0-2	0	1	5
Totals	200	22-54	6-20	14-19	5-32	15	18	64

Team Pct.: FG – .407; FT – .737

Blocks: 4 (Stout 1, Coleman 3)

Turnovers: 15 (Stout 3, Coleman 4, Josten 1, Brown 1, McKowen 4, Koch 2)

Steals: 8 (Stout 1, Coleman 3, McKowen 2, Viet 1, Koch 1)

ILLINOIS STATE	Min.	FG-A	3FG-A	FT-A	O-REB	A	PF	TP
Dilligard, f	28	2-4	0-0	0-0	3-7	1	4	4
Dyer, c	27	6-13	4-5	4-5	0-5	0	3	20
Eldridge, g	33	6-11	1-4	5-6	0-4	3	0	18
Richardson, g	38	2-8	0-4	0-0	0-4	4	2	4
Johnson, g	33	3-6	0-3	11	0-3	4	2	7
Slack	10	1-3	0-0	2-2	0-1	0	0	4
Hill	14	3-4	0-0	0-0	0-1	0	0	6
Vandello	15	0-2	0-1	1-2	1-3	0	4	1
Holtz	18	1-3	1-2	0-0	0-1	0	1	3
Carlwell	9	0-1	0-0	0-0	1-2	1	1	0
Totals	200	24-55	6-19	13-16	6-36	13	17	67

Team Pct.: FG – .436; FT – .813

Blocks: 2 (Dilligard 1, Dyer 1)

Turnovers: 16 (Dilligard 2, Dyer 1, Eldridge 1, Richardson 1, Johnson 3, Slack 2, Vandello 1, Holtz 4, Carlwell 1)

Steals: 7 (Eldridge 3, Richardson 2, Holtz 2)

Officials: Tom Eades, Eddie Jackson, Ronnie Jones

Attendance: 3,585

Halftime Score: ILLINOIS STATE 25, Northern Iowa 25

GAME 17

Comeback Falls Short for Redbirds, Richardson

DES MOINES, Iowa – Boo Richardson entered Saturday's game with 14 points combined in Missouri Valley Conference action, but Illinois State's junior point guard poured in a career-high 24 points against Drake in the Redbirds' 70-64 loss at the Knapp Center. ISU overcame a 13-point, first-half deficit, but a pair of late turnovers proved costly in the defeat.

The Bulldogs held their five-point lead through the first five minutes of the second half. ISU's Johnson had the opportunity to tie the game at the 12:27 mark with a pair of free throws, but the Redbird junior hit only one as ISU trailed 40-39. Drake used an 8-2 run with five points coming from Grant to take a 48-41 lead at the 10:36 mark.

Again the Redbirds responded with a 9-2 run, thanks to five more points from Richardson, to tie the game at 50-50 with 8:23 left in the game. Dyer gave the Redbirds their first lead of the second half with a basket at the 6:48 mark, but back-to-back lay ups by Aliou Keita and Al Stewart gave the Bulldogs a 57-54 edge with 5:44 on the clock.

Richardson drained his sixth three-pointer of the game at the 5:22 mark to force the fourth tie of the contest at 57-57. Drake's Stewart sank a pair of foul shots and Dyer countered with a basket as the two teams remained tied 59-59 with 3:34 left on the clock. Following a pair of ISU turnovers, Drake took a 63-59 lead on a pair of Ajay Calvin chip shots with 2:14 remaining.

ISU continued to battle down the stretch, but a missed free throw by Anthony Slack, an intentional foul called on Richardson and rushed three-pointer by Osiris Eldridge with 10 seconds remaining were too much to overcome.

Drake 70, ILLINOIS STATE 66
January 13, 2007 • Knapp Center

ILLINOIS STATE	Min.	FG-A	3FG-A	FT-A	O-REB	A	PF	TP
Dilligard, f	12	1-3	0-0	0-0	0-0	0	4	2
Dyer, c	34	6-8	2-3	0-1	3-13	1	2	14
Eldridge, g	31	1-8	0-2	2-3	2-7	1	0	4
Richardson, g	39	8-13	6-9	2-2	0-2	3	5	24
Johnson, g	32	1-6	1-5	1-2	2-2	5	3	4
Fortes	3	0-0	0-0	1-2	0-0	0	0	1
Slack	23	6-7	0-0	0-2	5-7	1	4	12
Hill	6	0-0	0-0	0-0	0-0	0	1	0
Vandello	6	0-1	0-0	0-0	0-0	0	0	0
Holtz	13	2-6	1-3	0-0	0-0	0	2	5
Carlwell	1	0-1	0-0	0-0	0-0	0	0	0
Totals	200	25-53	10-22	6-12	15-35	11	21	66

Team Pct.: FG – .472; FT – .500

Blocks: 5 (Dilligard 1, Slack 2, Holtz 1)

Turnovers: 17 (Dyer 2, Dilligard 1, Eldridge 2, Richardson 4, Johnson 3, Hill 1, Vandello 1, Holtz 1, Team 2)

Steals: 8 (Dyer 1, Eldridge 1, Richardson 1, Slack 1, Hill 2, Holtz 2)

Drake	Min.	FG-A	3FG-A	FT-A	O-REB	A	PF	TP
Korver, f	17	2-6	1-3	0-1	1-1	0	1	5
Calvin, f	37	6-13	0-1	7-9	2-9	1	2	19
Cox, c	21	3-3	1-1	2-3	1-3	0	2	9
Stewart, g	28	2-5	0-0	3-4	3-7	4	2	7
Grant, g	28	5-13	0-0	5-7	5-6	0	3	15
Baryenbruch	14	0-3	0-3	0-0	1-1	1	1	0
Emmenecker	13	0-1	0-0	0-0	0-0	1	2	0
Young	24	3-6	1-3	0-0	0-2	6	2	7
Keita	18	4-5	0-0	0-0	0-2	0	1	8
Totals	200	25-55	3-11	17-24	15-33	13	17	70

Team Pct.: FG – .455; FT – .708

Blocks: 2 (Cox 2)

Turnovers: 13 (Korver 2, Calvin 1, Cox 2, Stewart 3, Grant 3, Baryenbruch 1, Emmenecker 1)

Steals: 6 (Cox 1, Stewart 1, Grant 2, Emmenecker 1, Young 1)

Officials: David Warfel, Darron George, Brad Gaston

Attendance: 4,735

Halftime Score: Drake 33, ILLINOIS STATE 28

GAME 18
Dyer Scores Career-High; MSU Defeats 'Birds, 75-66

NORMAL, Ill. – Junior Levi Dyer set a career high with 23 points and senior Greg Dilligard tallied 13 points and became the school's all-time leading shot blocker, but a late Illinois State men's basketball team rally wasn't enough as Missouri State held on to down the Redbirds 75-66, Monday at Redbird Arena.

After trailing throughout the second half, Illinois State cut the lead to 65-63 with 1:41 left in the game after back-to-back baskets by Dilligard, but the Bears answered with a Nathan Bilyeu jumper from the left side and a lay up by Deven Mitchell off a Dom Johnson turnover to build their lead back up 69-64.

Illinois State stayed close all night despite only having two players in double digits, thanks to forcing 17 turnovers that led to 23 points. However, while the 'Birds held the Bears to only 38 shots, MSU took full advantage of those shots nailing 66 percent from the floor, including 8-of-12 from distance.

Missouri State had four players in double figures, led by senior Blake Ahearn with 17 points.

Missouri State 75, ILLINOIS STATE 66
January 15, 2007 • Redbird Arena

Missouri State	Min.	FG-A	3FG-A	FT-A	O-REB	A	PF	TP
Bilyeu, f	32	2-6	0-0	7-10	2-6	4	3	11
Richards, c	11	1-1	0-0	0-2	0-2	1	4	2
Chaney, g	28	5-8	1-3	0-0	1-4	3	2	11
Sp. Laurie, g	26	2-3	2-2	2-2	0-3	4	1	8
Ahearn, g	30	6-9	3-5	2-2	0-0	2	1	17
Fuehrmeyer	7	0-0	0-0	0-0	0-0	2	1	0
Lamberth	16	2-3	1-1	1-1	0-2	0	3	6
Mitchell	22	4-4	1-1	5-9	0-4	1	3	14
Sh. Laurie	16	1-1	0-0	0-2	0-4	0	1	2
Rausch	12	2-3	0-0	0-0	1-4	1	1	4
Totals	200	25-38	8-12	17-28	5-30	18	20	75

Team Pct.: FG – .658; FT – .607

Blocks: 1 (Rausch 1)

Turnovers: 17 (Bilyeu 2, Richardson 1, Chaney 1, Sp. Laurie 3, Ahearn 2, Fuehrmeyer 1, Lamberth 1, Mitchell 5, Rausch 1)

Steals: 5 (Bilyeu 1, Sp. Laurie 1, Fuehrmeyer 1, Mitchell 2)

ILLINOIS STATE	Min.	FG-A	3FG-A	FT-A	O-REB	A	PF	TP
Dilligard, f	25	4-7	0-0	5-10	0-2	0	4	13
Dyer, c	32	8-13	2-5	5-6	0-4	1	4	23
Eldridge, g	31	3-9	0-6	1-2	2-7	1	1	7
Richardson, g	36	4-12	1-3	0-0	1-2	5	2	9
Johnson, g	38	3-4	2-3	0-1	1-2	8	2	8
Fortes	14	0-1	0-1	0-0	1-1	1	2	0
Slack	21	2-2	0-0	2-3	1-3	1	5	6
Hill	2	0-0	0-0	0-0	0-0	0	0	0
Holtz	1	0-1	0-1	0-0	0-0	0	1	0
Totals	200	24-49	5-19	13-22	7-22	17	21	66

Team Pct.: FG – .490; FT – .591

Blocks: 2 (Dilligard 2)

Turnovers: 12 (Dilligard 1, Dyer 1, Richardson 3, Johnson 5, Fortes 1, Slack 1)

Steals: 9 (Dilligard 1, Eldridge 2, Richardson 2, Johnson 1, Slack 2, Hill 1)

Officials: Ed Hightower, Randy McCall, Steven Skiles

Attendance: 4,191

Halftime Score: Missouri State 32, ILLINOIS STATE 29

GAME 19
Dyer, Redbirds Snap Losing Streak; Beat Wichita State

NORMAL, Ill. – Junior Levi Dyer scored 20 points, including a perfect 4-for-4 from three-point land, as the Illinois State men's basketball team defeated Wichita State 83-75 in a Missouri Valley Conference game Thursday night at Redbird Arena.

Head coach Porter Moser secured his 100th career coaching victory, leading the Redbirds to its first win over the Shockers since January, 2002.

The first half began with both teams trading baskets until Wichita State was able to take an early lead at 10-5, courtesy of a layup from Ryan Martin at the 12:45 mark. The 'Birds knotted the score at 10 when Dom Johnson hit a leaning jumper at 11:52; however, ISU and WSHU traded baskets again until a layup in traffic from Slack gave the Redbirds a 19-17 advantage with 8:01 remaining.

The Redbirds were able to pull ahead, 30-22, when they went on a 13-5 scoring run that spanned just under five minutes. The run was sparked by sophomore Mike Vandello, who had five points. However, the Shockers went on a 7-4 spurt to close the gap at the half, 34-29.

The second half began similar to the opening frame, as both the Redbirds and Shockers traded early buckets. It wasn't until a 10-3 run by the 'Birds that ISU was able to take a 54-45 advantage on a three pointer from Eldridge with 9:34 remaining, forcing a Shocker timeout. Wichita State was able to re-group and cut into the 'Birds' lead on a 7-2 run, paced by three points from guard Matt Braeuer, with the Redbirds clinging to a 54-52 lead with 8:16 left.

The 'Birds took their largest lead of the game after Slack hit two free throws and Illinois State built a 10-point lead at 67-57 at the 4:22 mark. They matched the 10-point lead at 70-60 after Slack hit a layup and was fouled by the Shockers' Wilson, nailing the subsequent free throw. Wilson committed his fifth foul during the play and fouled out with 27 points.

ILLINOIS STATE 83, Wichita State 75
January 18, 2007 • Redbird Arena

Wichita State	Min.	FG-A	3FG-A	FT-A	O-REB	A	PF	TP
Martin, f	27	6-9	0-0	2-4	3-6	0	2	14
Cousinard, f	31	5-11	3-5	2-2	5-5	5	3	15
Wilson, f	33	7-12	5-6	8-10	4-6	2	5	27
Braeuer, g	27	1-7	1-5	1-1	0-1	5	2	4
Ogirri, g	25	0-8	0-7	1-2	1-6	0	2	1
Mekel	12	0-7	0-4	2-2	1-1	2	3	2
Preadom	6	0-2	0-1	0-0	1-1	0	0	0
Bradley	24	3-6	3-5	0-0	0-0	2	1	9
Thomasson	15	1-3	0-0	1-2	0-2	1	4	3
Totals	200	23-65	12-33	17-23	17-31	17	22	75

Team Pct.: FG – .354; FT – .739

Blocks: 3 (Cousinard 2, Wilson 1)

Turnovers: 11 (Martin 1, Cousinard 3, Wilson 1, Ogirri 1, Mekel 1, Preadom 1, Bradley 1, Thomasson 2)

Steals: 7 (Cousinard 3, Wilson 1, Braeuer 1, Mekel, Thomasson 1)

ILLINOIS STATE	Min.	FG-A	3FG-A	FT-A	O-REB	A	PF	TP
Dilligard, f	18	4-4	0-0	2-2	2-4	1	4	10
Dyer, c	32	6-10	4-4	4-4	0-4	2	2	20
Eldridge, g	30	5-11	3-5	3-4	3-6	1	4	16
Richardson, g	28	3-7	1-2	2-4	1-3	5	4	9
Johnson, g	29	1-4	0-2	0-0	1-5	2	0	2
Fortes	16	0-1	0-1	0-0	0-1	1	1	0
Slack	18	4-6	0-0	6-7	1-4	1	2	14
Moor	7	0-1	0-0	1-2	0-1	0	0	1
Hill	10	1-2	0-0	2-2	0-1	0	2	4
Vandello	12	2-2	0-0	3-4	2-5	0	0	7
Totals	200	26-48	8-14	23-29	10-37	13	19	83

Team Pct.: FG – .542; FT – .793

Blocks: 5 (Dilligard 3, Dyer 1, Slack 1)

Turnovers: 18 (Dyer 3, Eldridge 2, Richardson 2, Johnson 5, Fortes 3, Slack 2, Moor 1)

Steals: 2 (Richardson 1, Moor 1)

Officials: Don Daily, Kipp Kissinger, Dave Draucker

Attendance: 5,422

Halftime Score: ILLINOIS STATE 34, Wichita State 29

GAME 20
Redbirds Win Second Straight, Beat Drake 80-65

NORMAL, Ill. – Junior Levi Dyer tallied 20-plus points for the third consecutive game, scoring a career-high 27 points on 10-for-14 shooting, including a career-high 5-for-7 from three point land, as the Illinois State men's basketball team defeated Drake 80-65 in a Missouri Valley Conference game Sunday afternoon at Redbird Arena. The Redbirds also scored 80-plus points for the second consecutive game, a feat the team has not achieved since November of 2004.

The Redbirds were able to pull out of the gates to an early 14-4 lead in the first half after Dyer hit his first four shots, all but one from beyond the arc, with the last three pointer causing Drake to call an early timeout with 16:22 remaining. Drake cut the lead to 20-18 with 9:26 courtesy of a 12-2 run, as Calvin led the Bulldogs with nine points. However, the 'Birds were able to regain a 10 point lead after Richardson drove and converted a reverse lay up, capping off a 9-2 run to close out the half with the Redbirds in front, 34-24.

Drake started the second half on an 8-2 run, closing the gap to 36-32 at the 17:37 mark on a three pointer from Cox, forcing Illinois State to call its second timeout. After Dyer hit another three from the left corner to put the Redbirds up 55-47 with 8:03 remaining, the Redbirds went on a 9-3 run to give ISU a 64-55 advantage, capped with a layup from Slack with 3:39 left in the period. The 'Birds never looked back, closing out the game with an 8-3 run to secure the 80-65 victory.

ILLINOIS STATE 80, Drake 65
January 21, 2007 • Redbird Arena

Drake	Min.	FG-A	3FG-A	FT-A	O-REB	A	PF	TP
Calvin, f	35	7-12	1-2	0-0	2-10	0	3	15
Keita, c	16	0-4	0-0	0-0	1-3	0	1	0
Stewart, g	26	2-4	0-0	0-0	1-3	4	1	4
Grant, g	26	2-7	0-1	3-4	0-0	1	2	7
Young, g	17	2-7	0-1	2-2	0-0	2	0	6
Traore Dit Nignan	1	0-0	0-0	0-2	1-1	0	2	0
Houston	9	2-4	1-3	1-1	0-1	2	3	6
Baryenbruch	25	1-4	1-4	0-0	0-1	4	1	3
Emmenecker	12	1-2	0-0	0-0	0-2	3	0	2
Eaddy	1	0-1	0-1	0-0	0-0	0	1	0
Korver	10	3-5	1-3	1-2	0-1	1	2	8
Cox	22	6-10	1-3	1-1	2-5	2	5	14
Totals	200	26-60	5-18	8-12	8-27	19	21	65

Team Pct.: FG – .433; FT – .667

Blocks: 7 (Keita 5, Cox 2)

Turnovers: 7 (Calvin 1, Keita 1, Grant 2, Baryenbruch 1, Emmenecker 1, Cox 1)

Steals: 4 (Keita 1, Stewart 2, Cox 1)

ILLINOIS STATE	Min.	FG-A	3FG-A	FT-A	O-REB	A	PF	TP
Dilligard, f	23	2-2	0-0	1-2	2-5	1	4	5
Dyer, c	30	10-14	5-7	2-2	1-2	2	3	27
Eldridge, g	25	1-4	1-3	4-4	1-7	2	0	7
Richardson, g	36	5-12	1-3	5-6	1-3	6	2	16
Johnson, g	32	0-4	0-2	0-0	1-5	6	1	0
Fortes	14	1-1	1-1	5-8	0-3	1	1	8
Slack	21	5-6	0-0	4-6	2-5	0	2	14
Moor	4	0-1	0-0	0-0	0-0	0	0	0
Hill	9	0-2	0-0	0-0	0-0	0	0	0
Vandello	6	1-3	1-1	0-0	1-4	0	1	3
Totals	200	25-49	9-17	21-28	10-38	18	14	80

Team Pct.: FG – .510; FT – .750

Blocks: 8 (Dilligard 4, Dyer 2, Slack 2)

Turnovers: 11 (Dyer 3, Richardson 1, Johnson 2, Slack 2, Vandello 2, Team 1)

Steals: 3 (Eldridge 1, Richardson 1, Johnson 1)

Officials: Paul Janssen, Ted Hillary, Gerry Pollard

Attendance: 3,988

Halftime Score: ILLINOIS STATE 34, Drake 24



GAME 21

Bradley's Torrid Shooting Sinks ISU, 88-67

PEORIA, Ill. – Bradley did miss nine field goals in the first half, however the bad news for Illinois State was the fact that the Braves attempted 31 shots. It was that type of offensive production on 22-of-31 first-half shooting which secured an 88-67 victory over the Redbirds in Missouri Valley Conference action Wednesday night before a Carver Arena record crowd of 11,444.

Bradley jumped out to a 17-point lead in the first eight minutes as the Braves made 13 of their first 14 field goal attempts to build a 28-11 advantage at the 11:37 mark. Bradley, one of the nation's top 3-point shooting teams, used three dunks and three lay-ups to boost its lofty field goal percentage.

ISU closed the gap to 12 points at 28-16, but the Braves used a 13-5 run to increase their lead to 41-21 with 6:55 left in the half. The Redbirds put together a 6-0 run late in the half, but again Bradley countered with eight straight points and went into the intermission with a 54-32 lead. The 54 first-half points were the most allowed by ISU all season, as Bradley shot 71 percent from the floor in the first frame.

Bradley's shooting cooled off in the second half, but Illinois State wasn't able to get any closer than 18 points.

Bradley 88, ILLINOIS STATE 67
January 24, 2007 • Carver Arena

ILLINOIS STATE	Min.	FG-A	3FG-A	FT-A	O-REB	A	PF	TP
Dilligard, f	23	8-8	0-0	2-6	2-4	1	2	18
Dyer, c	24	4-11	1-4	2-4	2-4	1	2	11
Eldridge, g	32	2-10	0-4	4-4	2-6	2	1	8
Richardson, g	26	2-4	1-3	0-0	0-5	0	3	5
Johnson, g	29	1-5	1-3	0-0	0-0	3	1	3
Fortes	15	1-4	0-1	1-2	0-5	1	1	3
Slack	23	2-3	0-0	4-6	3-4	1	2	8
Moor	5	2-2	1-1	0-0	0-1	0	0	5
Hill	3	0-1	0-0	0-0	0-1	0	0	0
Vandello	11	1-2	0-0	1-2	0-2	0	2	3
Holtz	6	1-2	1-2	0-0	0-0	2	0	3
Carlwell	3	0-0	0-0	0-0	0-3	0	0	0
Totals	200	24-52	5-18	14-24	9-35	11	14	67

Team Pct.: FG – .462; FT – .583

Blocks: 1 (Dilligard 1)

Turnovers: 16 (Dilligard 1, Eldridge 2, Richardson 5, Johnson 1, Fortes 1, Slack 3, Vandello 1, Holtz 2)

Steals: 7 (Dilligard 1, Eldridge 2, Richardson 1, Slack 3)

Bradley	Min.	FG-A	3FG-A	FT-A	O-REB	A	PF	TP
Salley, f	26	5-7	0-0	0-3	0-7	2	3	10
Andrews, c	22	8-10	0-0	3-3	1-3	2	2	19
Franklin, g	34	7-16	6-11	2-2	0-4	4	3	22
Tauai, g	28	5-11	2-7	0-0	1-6	3	3	12
Ruffin, g	34	6-9	2-3	2-2	2-3	10	1	16
Jassey	4	0-2	0-1	0-0	0-0	0	0	0
Phillips	2	0-0	0-0	0-0	0-0	0	0	0
Warren	21	2-3	0-0	2-2	0-3	1	1	6
Adams	20	1-5	1-4	0-0	0-0	0	1	3
Lavin	3	0-0	0-0	0-0	0-0	0	0	0
Singh	6	0-0	0-0	0-0	0-3	0	3	0
Totals	200	34-63	11-26	9-12	5-30	22	17	88

Team Pct.: FG – .540; FT – .750

Blocks: 3 (Salley 1, Andrews 1, Ruffin 1)

Turnovers: 7 (Salley 4, Andrews 1, Tauai 1, Ruffin 1)

Steals: 8 (Andrews 1, Franklin 1, Tauai 1, Ruffin 2, Adams 1, Lavin 1)

Officials: John Higgins, David Warfel, Brad Gaston

Attendance: 11,444

Halftime Score: Bradley 54, ILLINOIS STATE 32

GAME 22

Tatum, Falcker Too Much for ISU in Second Half

CARBONDALE, Ill. – Jamaal Tatum and Randal Falcker combined to score 29 of Southern Illinois' 41 second-half points to spoil Illinois State's upset bid at SIU Arena on Saturday afternoon, as the Salukis posted a 73-62 Missouri Valley Conference victory.

The Redbirds gave the Salukis a dose of their own medicine in the early going with a stifling defense and built a 13-3 advantage at the 15:26 mark in the first half. After four Saluki starters returned from an earlier-than-anticipated trip the bench, SIU responded with a 13-3 run of its own to knot the score at 16-16 with 8:15 left.

ISU regained the lead as Mike Vandello was fouled on a fast break dunk, but Vandello was shaken up on the play and Levi Dyer replaced the Redbird sophomore to finish the three-point play. SIU's Tony Young followed with a three-point basket of his own to tie the game again at 19-19. Young gave the Salukis its only lead of the first half with another trey at the 6:24 mark, but the Redbirds closed the half with a 10-2 run and held a 31-25 lead at the intermission.

Again the two teams exchanged baskets to open the second half, but Falcker established an inside presence and took control of the contest. ISU led 41-39 with 13:59 left in the game, but SIU went on a 16-8 run, including 13 points by Falcker, to take a 55-49 lead. Later in the half, Tatum added six straight Saluki points to push the lead to 63-54 and the Redbirds were never able to recover.

Southern Illinois 73, ILLINOIS STATE 62
January 27, 2007 • SIU Arena

ILLINOIS STATE	Min.	FG-A	3FG-A	FT-A	O-REB	A	PF	TP
Dilligard, f	18	4-5	0-0	0-1	2-2	1	3	8
Dyer, c	31	5-9	4-5	4-5	0-2	0	3	18
Eldridge, g	31	6-12	4-5	1-2	0-8	4	1	17
Fortes, g	20	2-5	0-1	0-0	3-5	2	2	4
Richardson, g	23	0-2	0-0	0-0	1-1	5	5	0
Slack	24	3-4	0-0	3-4	1-4	2	5	9
Johnson	20	1-2	0-0	0-0	0-1	1	1	2
Moor	11	0-1	0-0	0-2	1-3	0	0	0
Hill	15	0-0	0-0	2-2	0-1	0	1	2
Vandello	6	1-1	0-0	0-0	0-0	0	1	2
Carlwell	1	0-0	0-0	0-0	0-0	0	0	0
Totals	200	22-41	8-11	10-16	9-30	15	22	62

Team Pct.: FG – .537; FT – .625

Blocks: 3 (Dyer 2, Slack 1)

Turnovers: 24 (Dilligard 1, Dyer 3, Eldridge 1, Fortes 5, Richardson 3, Slack 5, Johnson 5, Moor 1)

Steals: 5 (Dilligard 1, Dyer 1, Slack 2, Johnson 1)

Southern Illinois	Min.	FG-A	3FG-A	FT-A	O-REB	A	PF	TP
Falcker, f	29	6-8	0-0	7-12	2-4	5	3	19
Shaw, f	27	2-4	0-2	0-0	1-4	0	4	4
Tatum, g	35	7-15	5-8	3-4	1-2	3	2	22
Mullins, g	32	3-6	1-3	2-2	0-0	5	2	9
Young, g	34	6-13	4-6	0-0	0-4	4	3	16
Bone	9	0-1	0-0	0-0	1-1	1	0	0
Armstrong	1	0-0	0-0	0-0	0-0	0	0	0
Acquah	1	1-1	0-0	0-0	0-0	0	0	2
Green	3	0-0	0-0	0-0	0-0	0	2	0
Foster	11	0-0	0-0	0-0	0-1	0	1	0
Clemmons	9	0-0	0-0	1-2	2-2	0	1	1
Boyle	9	0-1	0-0	0-0	1-2	0	1	0
Totals	200	34-63	11-26	9-12	5-30	22	17	88

Team Pct.: FG – .510; FT – .650

Blocks: 5 (Falcker 5)

Turnovers: 14 (Falcker 2, Shaw 5, Tatum 2, Young 2, Foster 1, Clemmons 1, Boyle 1)

Steals: 8 (Falcker 2, Shaw 1, Mullins 2, Young 1, Bone 1, Clemmons 1)

Officials: Eddie Jackson, Kipp Kissinger, Mark Mayhough

Attendance: 8,608

Halftime Score: Illinois State 31, Southern Illinois 25

GAME 23

Eldridge, ISU Strong Down Stretch, Defeat Evansville

NORMAL, Ill. – Freshman Osiris Eldridge scored 14 points, including nine in the final 1:54, and grabbed a career-high tying eight rebounds as the Illinois State men's basketball team defeated Evansville, 65-61, in a Missouri Valley Conference game Tuesday night. The Redbirds improved to 9-3 at home this season, and snapped a two-game conference losing streak.

Evansville was able to jump out to a commanding advantage in the beginning stages of the second half, taking a 39-34 lead at the 16:38 mark after a three from Jason Holsinger. The Aces built their largest lead of the game at 47-37 during the first five minutes of the half, courtesy of a 15-8 scoring run. But, the Redbirds were able to build a scoring run of their own, an 11-5 stretch that cut the Aces' lead to 52-51 with 7:22 remaining. The Redbirds were able to tie the game at 57-57 after freshman Eldridge hit an open three on a drive and pass from Richardson with 1:54 left. After forcing an Evansville turnover, Eldridge hit another jumper, this time inside the arc that gave the 'Birds their first lead at 59-57 since the 7:12 mark in the first half.

After an Aces time out, Matt Webster drove the lane and shot a jumper that rattled in to tie the game at 59 with 55 seconds remaining. The Redbirds quickly regained the advantage after Eldridge sank two free throws, giving Illinois State a 61-59 lead at 42.0 seconds. The 'Birds never relinquished that lead, closing out the game by hitting four more free throws to seal the victory.

ILLINOIS STATE 65, Evansville 61
January 30, 2007 • Redbird Arena

Evansville	Min.	FG-A	3FG-A	FT-A	O-REB	A	PF	TP
Webster, f	34	6-13	1-2	5-6	1-4	3	3	18
Strickland, c	34	2-3	0-0	0-2	1-5	0	2	4
Anslinger, g	36	3-11	2-8	1-1	0-2	2	4	9
Cousnard, g	9	0-0	0-0	0-0	0-0	0	2	0
Holsinger, g	35	8-13	6-10	2-4	0-4	2	2	24
Stalbergs	8	0-0	0-0	0-0	0-2	0	3	0
Ely	28	1-1	0-0	0-0	0-2	3	1	2
Morrow	3	0-2	0-0	0-0	0-0	1	1	0
Granger	9	1-4	0-1	0-0	1-2	0	1	2
Petty	4	0-0	0-0	2-2	0-0	0	3	2
Totals	200	21-47	9-21	10-15	4-24	11	22	61

Team Pct.: FG – .447; FT – .667

Blocks: 1 (Strickland 1)

Turnovers: 15 (Webster 8, Strickland 2, Anslinger 1, Cousnard 1, Holsinger 2, Stalbergs 1)

Steals: 9 (Webster 1, Strickland 3, Anslinger 2, Stalbergs 1, Granger 2)

ILLINOIS STATE	Min.	FG-A	3FG-A	FT-A	O-REB	A	PF	TP
Hill, f	22	0-2	0-0	2-2	0-1	1	1	2
Dilligard, f	33	3-3	0-0	2-5	2-6	0	4	8
Dyer, c	18	2-8	1-4	1-2	0-1	0	3	6
Eldridge, g	30	4-8	2-5	4-4	0-8	0	2	14
Richardson, g	31	4-8	2-5	1-1	1-2	5	3	11
Fortes	9	1-1	0-0	0-0	1-2	1	0	2
Slack	26	4-8	0-0	6-9	3-9	1	2	14
Moor	8	0-1	0-0	0-0	0-0	0	0	0
Vandello	3	1-1	0-0	0-0	0-0	0	0	2
Holtz	20	2-6	1-3	1-1	1-2	3	2	6
Totals	200	21-46	6-17	17-24	9-34	11	17	65

Team Pct.: FG – .457; FT – .708

Blocks: 0

Turnovers: 16 (Hill 3, Dilligard 2, Eldridge 2, Richardson 5, Fortes 1, Slack 1, Holtz 3)

Steals: 9 (Hill 1, Eldridge 3, Richardson 2, Slack 3)

Officials: Tom Eades, Frank Spencer, Darron George

Attendance: 4,560

Halftime Score: Evansville 32, Illinois State 29

GAME 24
'Birds Fall 70-62 to Bradley on Doug Collins Night

NORMAL, Ill. – On a night where the Illinois State athletics department paid tribute to the backcourt magician, Doug Collins, by naming the court at Redbird Arena in his honor, junior Dom Johnson scored 14 points to lead four Redbirds in double figures, but it wasn't enough as in-state rival Bradley completed the season sweep by defeating ISU 70-62 on Saturday night.

The Braves used a balance offense, which included three players in double figures led by Zach Andrew's 15 points on 7-of-8 shooting, and a solid defensive effort which forced the Redbirds into 15 turnovers resulting in 21 points.

Illinois State received 13 points from junior Levi Dyer, who also notched a new career high with six assists. Junior Boo Richardson also chipped in 12 points and senior Greg Dilligard contributed 11 points and a team-high 10 rebounds.

The Redbirds struggled from the foul line hitting only 12-of-22 (55 percent) and from beyond the arc connecting on 8-of-24 (33 percent).

Bradley opened the second half hitting three of its first five shots, including an Andrews' dunk off a fast break, pushing the lead to 41-34 with 16:07 to play. With the Braves up 43-38 at the 14:16 mark, ISU went on a 7-0 run spurred by five points from Johnson and a jumper by Dyer that gave the 'Birds a 45-43 lead with 12:23 remaining.

Bradley would quickly regain the lead on the strengths of a 12-2 run, which included a pair of threes from Danny Adams that put the Braves up 55-47 with 8:42 to play.

The Redbirds came to within five points at 60-55 on Dyer shot from beyond the arc with 4:49 left to play, but Adams answered, nailing his fourth from long range, to stabilize the Braves' lead at 63-55 with 3:10 remaining in the game.

Bradley 70, ILLINOIS STATE 62

February 3, 2007 • Doug Collins Court at Redbird Arena

Bradley	Min.	FG-A	3FG-A	FT-A	O-REB	A	PF	TP
Andrews, f	21	7-8	0-0	1-2	1-3	1	4	15
Salley, f	20	3-8	0-0	0-0	4-7	1	2	6
Franklin, g	36	5-10	1-3	4-4	0-0	6	0	15
Tauai, g	30	1-6	0-2	0-3	2-6	1	3	2
Ruffin, g	31	2-8	0-4	2-3	0-4	7	3	6
Crouch	24	2-9	2-7	1-2	0-3	3	2	7
Warren	13	1-1	1-1	2-2	0-2	0	1	5
Adams	21	5-7	4-6	0-0	0-1	1	3	14
Singh	4	0-1	0-0	0-0	0-2	0	2	0
Totals	200	26-58	8-23	10-16	8-31	20	20	70

Team Pct.: FG – .448; FT – .625

Blocks: 0

Turnovers: 5 (Salley 2, Tauai 1, Ruffin 1, Crouch 1)

Steals: 10 (Andrews 2, Salley 2, Tauai 1, Ruffin 2, Crouch 1, Adams 2)

ILLINOIS STATE	Min.	FG-A	3FG-A	FT-A	O-REB	A	PF	TP
Hill, f	24	1-1	0-0	3-4	0-2	3	1	5
Dilligard, f	31	5-5	0-0	1-2	2-10	3	3	11
Dyer, c	24	4-8	2-5	3-4	1-2	6	3	13
Eldridge, g	26	0-5	0-4	2-2	1-4	1	2	2
Richardson, g	36	5-9	2-6	0-1	0-7	1	2	12
Fortes	8	0-1	0-0	1-2	0-1	0	1	1
Slack	16	1-3	0-0	2-5	1-3	0	3	4
Johnson	29	5-10	4-9	0-2	0-3	1	4	14
Vandello	6	0-2	0-0	0-0	0-0	0	1	0
Totals	200	21-44	8-24	12-22	7-36	15	20	62

Team Pct.: FG – .477; FT – .545

Blocks: 2 (Hill 1, Dilligard 1)

Turnovers: 15 (Dilligard 2, Dyer 3, Eldridge 3, Richardson 2, Slack 3, Johnson 2)

Steals: 2 (Dilligard 1, Dyer 1)

Officials: Eddie Jackson, Dave Draucker, Steve Gordon

Attendance: 9,294

Halftime Score: Bradley 34, ILLINOIS STATE 30

GAME 25
ISU Falls Behind Early, Unable to Rebound

SPRINGFIELD, Mo. – Missouri State used a 31-10 rebounding edge in the first half to build an early lead and the Bears maintained the advantage by posting a 73-61 Missouri Valley Conference victory over Illinois State at the Hammons Student Center on Tuesday night.

Inside baskets by Greg Dilligard and Levi Dyer closed the ISU gap to 49-42 with 10:58 on the clock, but Missouri State responded with eight straight points to extend the lead back to 57-42 with 8:44 left in the game. Thanks to three triples by Osiris Eldridge and another by Dyer, the Redbirds cut the lead to 69-59 at the 2:13 mark.

To open the game, Missouri State began with a 7-0 run which included a pair of baskets by Nathan Bilyeu. The Redbirds countered with a 14-4 run, including eight points by Dyer, to take a 14-11 lead with 11:21 left in the half. Even though the Bears went an eight minute stretch without a field goal, the Redbirds weren't able to capitalize as Missouri State converted four free throws and took a 15-14 lead.

MSU used an 18-9 run over the next six minutes and held a 33-23 lead with 2:35 on the clock, only to extend the lead to 37-25 at the half. ISU held the Bears to 39 percent shooting in the first 20 minutes, but were outrebounded 31-10 in first period, including 15-0 on offensive boards.

Missouri State 73, ILLINOIS STATE 61

February 6, 2007 • Hammons Student Center

ILLINOIS STATE	Min.	FG-A	3FG-A	FT-A	O-REB	A	PF	TP
Hill, f	24	1-2	0-0	1-2	0-4	2	3	3
Dilligard, f	27	4-10	0-0	0-1	1-3	1	4	8
Dyer, c	27	6-9	4-7	1-1	0-4	1	4	17
Eldridge, g	22	4-9	3-3	0-0	0-5	1	3	11
Richardson, g	35	4-10	0-3	4-5	0-3	4	3	12
Fortes	7	1-1	0-0	0-0	0-1	1	0	2
Slack	18	0-3	0-0	1-4	1-2	0	5	1
Johnson	21	1-4	1-3	0-0	0-0	2	3	3
Vandello	4	0-0	0-0	1-2	0-0	0	1	1
Holtz	12	1-3	1-3	0-0	0-1	0	1	3
Carlwell	3	0-0	0-0	0-0	0-1	0	0	0
Totals	200	22-51	9-19	8-15	2-25	12	27	61

Team Pct.: FG – .431; FT – .533

Blocks: 8 (Dilligard 6, Dyer 1, Slack 1)

Turnovers: 14 (Dilligard 3, Dyer 3, Richardson 3, Slack 2, Johnson 1, Vandello 2)

Steals: 8 (Eldridge 1, Richardson 2, Slack 2, Johnson 2, Holtz 1)

Missouri State	Min.	FG-A	3FG-A	FT-A	O-REB	A	PF	TP
Bilyeu, f	28	3-11	0-0	5-8	5-10	1	2	11
Chaney, f	29	4-6	0-0	5-10	1-5	0	1	13
Richards, c	24	4-13	0-0	3-8	5-9	0	1	11
Sp. Laurie, g	28	3-4	2-2	2-4	0-3	3	2	10
Ahearn, g	31	7-11	1-2	5-5	1-4	1	1	20
Fuehnmeyer	8	1-2	1-2	0-0	1-1	0	1	3
Lamberth	22	1-7	0-2	0-0	1-5	2	1	2
Mitchell	12	1-3	0-0	1-2	3-6	0	4	3
Sh. Laurie	14	0-2	0-2	0-0	0-2	2	0	0
Rausch	4	0-0	0-0	0-0	0-0	0	0	0
Totals	200	24-59	4-10	21-37	19-50	9	13	73

Team Pct.: FG – .407; FT – .568

Blocks: 3 (Chaney 1, Lamberth 2)

Turnovers: 13 (Bilyeu 3, Chaney 2, Richards 1, Ahearn 2, Mitchell 2, Sh. Laurie 3)

Steals: 6 (Chaney 3, Richards 2, Lamberth 1)

Officials: John Higgins, Randy McCall, Mike Sanzere

Attendance: 6,827

Halftime Score: Missouri State 37, ILLINOIS STATE 25

GAME 26
ISU Falls Short in Wichita, 69-64

WICHITA, Kan. – Osiris Eldridge's game-tying three-point attempt with three seconds remaining rolled in-and-out as Illinois State fell to Wichita State 69-64 on Sunday afternoon at Charles Koch Arena.

To open the second half, the Shockers pushed their lead to 54-43 with 13:26 left in the game, but the Redbirds responded with a 10-0 run, including eight points by Levi Dyer, to close the gap to 54-53 with 10:28 on the clock. ISU had a chance to take its first lead of the second half, but Anthony Slack came up a little short on his fast break dunk attempt.

WSU regained control with a 5-0 run on a pair of P.J. Cousnard free throws and a Karon Bradley three-pointer to take a 59-53 lead into the third media timeout of the second half. Over the next six minutes, the Redbirds scratched and clawed their way back into it and trailed 65-64 with 1:13 on the clock.

ISU jumped out to an early 7-0 lead on a Boo Richardson trey and baskets from both Osiris Eldridge and Dyer. The Shockers responded with an 11-4 run to tie the score at 11-11 with 14:39 left in the half.

The two teams continued to trade baskets for the rest of the half and Richardson's breakaway lay up with 1:18 on the clock brought the Redbirds to within a single point at 32-31. The Shockers ended the half with a pair of dunks, including Ryan Martin's off an inbounds play and P.J. Cousnard's following a steal to push the halftime lead to 35-31.

Wichita State 69, ILLINOIS STATE 64

February 11, 2007 • Charles Koch Arena

ILLINOIS STATE	Min.	FG-A	3FG-A	FT-A	O-REB	A	PF	TP
Hill, f	13	0-0	0-0	0-0	0-0	1	4	0
Dilligard, f	30	7-11	0-0	1-1	2-7	3	2	15
Dyer, c	27	9-12	4-6	0-0	0-1	2	3	22
Eldridge, g	22	3-8	1-4	0-1	0-6	2	4	7
Richardson, g	33	3-5	1-1	0-0	0-0	3	0	7
Fortes	7	0-2	0-2	0-0	0-0	0	2	0
Slack	18	5-10	0-0	3-4	2-3	1	3	13
Johnson	25	0-1	0-1	0-1	0-1	6	0	0
Moor	4	0-0	0-0	0-0	0-0	0	0	0
Vandello	10	0-0	0-0	0-0	0-1	0	4	0
Holtz	11	0-1	0-1	0-0	0-0	1	2	0
Totals	200	27-50	6-15	4-7	4-20	19	24	64

Team Pct.: FG – .540; FT – .571

Blocks: 2 (Slack 1, Vandello 1)

Turnovers: 15 (Hill 2, Dilligard 1, Dyer 1, Eldridge 2, Richardson 2, Slack 3, Johnson 1, Vandello 3)

Steals: 7 (Dilligard 1, Dyer 1, Eldridge 1, Slack 1, Johnson 1, Moor 1, Holtz 1)

Wichita State	Min.	FG-A	3FG-A	FT-A	O-REB	A	PF	TP
Cousnard, f	26	4-8	0-1	9-11	2-6	1	4	17
Martin, f	28	4-4	0-0	4-5	1-3	2	2	12
Wilson, f	33	4-8	1-3	4-4	1-3	3	2	13
Preadom, g	12	0-0	0-0	0-2	0-1	0	2	0
Bradley, g	34	4-7	3-5	3-4	0-3	0	1	14
Mekel	18	1-4	0-1	0-0	0-1	0	2	2
Thomasson	19	1-2	0-0	2-2	1-7	1	2	4
Ogirri	30	2-7	1-5	2-2	1-2	3	2	7
Totals	200	20-40	5-15	24-30	8-30	10	17	69

Team Pct.: FG – .500; FT – .800

Blocks: 2 (Martin 2)

Turnovers: 19 (Cousnard 4, Martin 2, Wilson 3, Preadom 2, Bradley 1, Mekel 2, Thomasson 2, Ogirri 3)

Steals: 11 (Cousnard 3, Martin 2, Wilson 1, Bradley 2, Thomasson 1, Ogirri 2)

Officials: Paul Janssen, Curtis Shaw, Mark Whitehead

Attendance: 10,478

Halftime Score: Wichita State 36, ILLINOIS STATE 31

GAME 27

Redbirds Hold On at Indiana State, Snap Skid

TERRE HAUTE, Ind. – Illinois State’s Greg Dilligard, Levi Dyer and Anthony Slack combined for 40 points to lead the Redbirds to a 68-53 win over Indiana State at the Hulman Center Wednesday night to snap an 18-game Missouri Valley Conference road losing streak.

The Sycamores used an 11-0 run to cut the lead to 45-40 with 12:22 left in the game, but Dyer’s turnaround jumper in the lane ended the spurt and a near-six minute scoring drought for the Redbirds. With back-to-back baskets by Dilligard, including an offensive rebound dunk, Illinois State regained control with its own 10-0 run to take a 57-42 advantage with 5:54 left.

Cole Holmstrom buried two straight three-point field goals to open the game and give Indiana State an early 6-0 lead, but Osiris Eldridge’s first basket at the 12:18 mark gave the Redbirds their first lead at 14-12. Eldridge’s basket was part of a 15-2 Illinois State run which included eight points by Slack. A Bobby Hill lay up at the 1:40 mark in the half, gave Illinois State a 32-17 advantage, but Indiana State scored the final five points of the period and trailed 32-22 at the intermission.

ILLINOIS STATE 68, Indiana State 53
February 14, 2007 • Hulman Center

ILLINOIS STATE	Min.	FG-A	3FG-A	FT-A	O-REB	A	PF	TP
Hill, f	17	1-2	0-0	2-2	1-2	0	0	4
Dilligard, f	29	6-6	0-0	0-0	8-10	2	1	12
Dyer, c	24	6-14	4-6	2-3	1-3	1	2	18
Richardson, g	30	2-4	1-3	1-2	0-2	5	2	6
Johnson, g	33	3-5	1-2	0-0	0-3	4	1	7
Eldridge	22	4-9	1-3	0-1	2-3	2	1	9
Slack	29	6-10	0-0	0-1	2-4	0	2	12
Moor	8	0-0	0-0	0-0	0-0	1	0	0
Holtz	8	0-1	0-1	0-0	0-0	0	2	0
Totals	200	28-51	7-15	5-9	15-33	15	11	68

Team Pct.: FG – .549; FT – .556

Blocks: 4 (Johnson 1, Slack 3)

Turnovers: 12 (Hill 2, Dilligard 2, Dyer 2, Richardson 3, Johnson 1, Slack 1, Holtz 1)

Steals: 6 (Hill 1, Eldridge 1, Slack 2, Moor 2)

Indiana State	Min.	FG-A	3FG-A	FT-A	O-REB	A	PF	TP
Arnold, f	31	4-7	2-4	1-1	2-4	0	2	11
Wells, f	2	0-0	0-0	0-0	0-0	0	0	0
Wurtz, c	31	3-10	1-4	2-2	2-6	1	3	9
Moore, g	39	3-9	0-2	0-0	0-0	6	0	6
Holmstrom, g	27	4-8	3-4	0-0	0-1	1	2	11
Trudeau	18	2-3	0-1	0-0	0-0	2	2	4
Marshall	15	0-0	0-0	0-2	0-0	2	0	0
Stinson	13	0-1	0-0	2-2	1-1	0	0	2
McCoy	6	0-1	0-0	1-2	1-2	0	0	1
Yelovich	19	3-8	1-1	2-2	2-5	0	2	9
Totals	200	19-47	7-16	8-11	11-22	12	11	53

Team Pct.: FG – .404; FT – .727

Blocks: 0

Turnovers: 14 (Wurtz 2, Moore 5, Trudeau 2, Marshall 1, McCoy 1, Yelovich 2, Team 1)

Steals: 4 (Arnold 1, Wurtz 2, Holmstrom 1)

Officials: Paul Janssen, Kyle Ingram, Gene Grimshaw

Attendance: 3,004

Halftime Score: ILLINOIS STATE 32, Indiana State 22

ILLINOIS STATE TEAM BRACKETBUSTER GAME RECORDS
Most Points

- 79 at UW-Green Bay, 2-19-05
- 77 vs. Loyola-Chicago, 2-21-04
- 57 at Marshall, 2-22-03
- 49 at Miami (Ohio), 2-18-06

Fewest Points

- 49 at Miami (Ohio), 2-18-06
- 57 at Marshall, 2-22-03
- 77 vs. Loyola-Chicago, 2-21-04
- 79 at UW-Green Bay, 2-19-05

Most Points in First Half

- 38 vs. Loyola-Chicago, 2-21-04
- 32 at UW-Green Bay, 2-19-05
- 27 at Marshall, 2-22-03
- 25 at Miami (Ohio), 2-18-06

Fewest Points in First Half

- 25 at Miami (Ohio), 2-18-06
- 27 at Marshall, 2-22-03
- 32 at UW-Green Bay, 2-19-05
- 38 vs. Loyola-Chicago, 2-21-04

Most Points in Second Half

- 47 at UW-Green Bay, 2-19-05
- 39 vs. Loyola-Chicago, 2-21-04
- 30 at Marshall, 2-22-03
- 24 at Miami (Ohio), 2-18-06

Fewest Points in Second Half

- 24 at Miami (Ohio), 2-18-06
- 30 at Marshall, 2-22-03
- 39 vs. Loyola-Chicago, 2-21-04
- 47 at UW-Green Bay, 2-19-05

Most Field Goals Made

- 27 at UW-Green Bay, 2-19-05
- 25 at Marshall, 2-22-03
- 22 vs. Loyola-Chicago, 2-21-04
- 19 at Miami (Ohio), 2-18-06

Fewest Field Goals Made

- 19 at Miami (Ohio), 2-18-06
- 22 vs. Loyola-Chicago, 2-21-04
- 25 at Marshall, 2-22-03
- 27 at UW-Green Bay, 2-19-05

Most Field Goals Attempted

- 57 at Marshall, 2-22-03
- 54 vs. Loyola-Chicago, 2-21-04
- 46 at Miami (Ohio), 2-18-06
- 44 at UW-Green Bay, 2-19-05

Fewest Field Goals Attempted

- 44 at UW-Green Bay, 2-19-05
- 46 at Miami (Ohio), 2-18-06
- 54 vs. Loyola-Chicago, 2-21-04
- 57 at Marshall, 2-22-03

Highest Field Goal Percentage

- 61.4 at UW-Green Bay, 2-19-05
- 43.9 at Marshall, 2-22-03
- 41.3 at Miami (Ohio), 2-18-06
- 40.7 vs. Loyola-Chicago, 2-21-04

Lowest Field Goal Percentage

- 40.7 vs. Loyola-Chicago, 2-21-04
- 41.3 at Miami (Ohio), 2-18-06
- 43.9 at Marshall, 2-22-03
- 61.4 at UW-Green Bay, 2-19-05

Most Three-Point Field Goals

- 7 at Miami (Ohio), 2-18-06
- 6 at UW-Green Bay, 2-19-05
- 6 vs. Loyola-Chicago, 2-21-04
- 5 at Marshall, 2-22-03

Most Three-Point FG Attempted

- 22 at Miami (Ohio), 2-18-06
- 20 vs. Loyola-Chicago, 2-21-04
- 13 at UW-Green Bay, 2-19-05
- 13 at Marshall, 2-22-03

Highest Three-Point FG Percentage

- 46.2 at UW-Green Bay, 2-19-05
- 38.5 at Marshall, 2-22-03
- 31.8 at Miami (Ohio), 2-18-06
- 30.0 vs. Loyola-Chicago, 2-21-04

Lowest Three-Point FG Percentage

- 30.0 vs. Loyola-Chicago, 2-21-04
- 31.8 at Miami (Ohio), 2-18-06
- 38.5 at Marshall, 2-22-03
- 46.2 at UW-Green Bay, 2-19-05

Most Free Throws Made

- 27 vs. Loyola-Chicago, 2-21-04
- 19 at UW-Green Bay, 2-19-05
- 4 at Miami (Ohio), 2-18-06
- 2 at Marshall, 2-22-03

Fewest Free Throws Made

- 2 at Marshall, 2-22-03
- 4 at Miami (Ohio), 2-18-06
- 19 at UW-Green Bay, 2-19-05
- 27 vs. Loyola-Chicago, 2-21-04

Most Free Throws Attempted

- 29 vs. Loyola-Chicago, 2-21-04
- 26 at UW-Green Bay, 2-19-05
- 7 at Marshall, 2-22-03
- 6 at Miami (Ohio), 2-18-06

Fewest Free Throws Attempted

- 6 at Miami (Ohio), 2-18-06
- 7 at Marshall, 2-22-03
- 26 at UW-Green Bay, 2-19-05
- 29 vs. Loyola-Chicago, 2-21-04

Highest Free Throw Percentage

- 93.1 vs. Loyola-Chicago, 2-21-04
- 73.1 at UW-Green Bay, 2-19-05
- 66.7 at Miami (Ohio), 2-18-06
- 28.6 at Marshall, 2-22-03

Lowest Free Throw Percentage

- 28.6 at Marshall, 2-22-03
- 66.7 at Miami (Ohio), 2-18-06
- 73.1 at UW-Green Bay, 2-19-05
- 93.1 vs. Loyola-Chicago, 2-21-04

Most Rebounds

- 38 at Marshall, 2-22-03
- 35 vs. Loyola-Chicago, 2-21-04
- 31 at UW-Green Bay, 2-19-05
- 30 at Miami (Ohio), 2-18-06

Fewest Rebounds

- 30 at Miami (Ohio), 2-18-06
- 31 at UW-Green Bay, 2-19-05
- 35 vs. Loyola-Chicago, 2-21-04
- 38 at Marshall, 2-22-03

Most Assists

- 16 at Marshall, 2-22-03
- 13 at UW-Green Bay, 2-19-05
- 10 at Miami (Ohio), 2-18-06
- 7 vs. Loyola-Chicago, 2-21-04

Fewest Assists

- 7 vs. Loyola-Chicago, 2-21-04
- 10 at Miami (Ohio), 2-18-06
- 13 at UW-Green Bay, 2-19-05
- 16 at Marshall, 2-22-03

Most Turnovers

- 17 at UW-Green Bay, 2-19-05
- 14 at Marshall, 2-22-03
- 11 at Miami (Ohio), 2-18-06
- 9 vs. Loyola-Chicago, 2-21-04

Fewest Turnovers

- 9 vs. Loyola-Chicago, 2-21-04
- 11 at Miami (Ohio), 2-18-06
- 14 at Marshall, 2-22-03
- 17 at UW-Green Bay, 2-19-05

Most Blocked Shots

- 4 vs. Loyola-Chicago, 2-21-04
- 4 at Miami (Ohio), 2-18-06
- 0 at Marshall, 2-22-03
- 0 at UW-Green Bay, 2-19-05

Fewest Blocked Shots

- 0 at Marshall, 2-22-03
- 0 at UW-Green Bay, 2-19-05
- 4 vs. Loyola-Chicago, 2-21-04
- 4 at Miami (Ohio), 2-18-06

Most Steals

- 8 at Marshall, 2-22-03
- 8 vs. Loyola-Chicago, 2-21-04
- 7 at UW-Green Bay, 2-19-05
- 2 at Miami (Ohio), 2-18-06

Fewest Steals

- 2 at Miami (Ohio), 2-18-06
- 7 at UW-Green Bay, 2-19-05
- 8 at Marshall, 2-22-03
- 8 vs. Loyola-Chicago, 2-21-04

Most Personal Fouls

- 21 vs. Loyola-Chicago, 2-21-04
- 15 at UW-Green Bay, 2-19-05
- 13 at Marshall, 2-22-03
- 11 at Miami (Ohio), 2-18-06

Fewest Personal Fouls

- 11 at Miami (Ohio), 2-18-06
- 13 at Marshall, 2-22-03
- 15 at UW-Green Bay, 2-19-05
- 21 vs. Loyola-Chicago, 2-21-04

OPPONENT TEAM BRACKETBUSTER GAME RECORDS

Most Points

1. 71 by Loyola-Chicago, 2-21-04
2. 69 by UW-Green Bay, 2-19-05
3. 53 by Marshall, 2-22-03
4. 51 by Miami (Ohio), 2-18-06

Fewest Points

1. 51 by Miami (Ohio), 2-18-06
2. 53 by Marshall, 2-22-03
3. 69 by UW-Green Bay, 2-19-05
4. 71 by Loyola-Chicago, 2-21-04

Most Points in First Half

1. 29 by Miami (Ohio), 2-18-06
2. 25 by UW-Green Bay, 2-19-05
3. 22 by Marshall, 2-22-03
- 22 by Loyola-Chicago, 2-21-04

Fewest Points in First Half

1. 22 by Marshall, 2-22-03
- 22 by Loyola-Chicago, 2-21-04
3. 25 by UW-Green Bay, 2-19-05
4. 29 by Miami (Ohio), 2-18-06

Most Points in the Second Half

1. 49 by Loyola-Chicago, 2-21-04
2. 44 by UW-Green Bay, 2-19-05
3. 31 by Marshall, 2-22-03
4. 22 by Miami (Ohio), 2-18-06

Fewest Points in Second Half

1. 22 by Miami (Ohio), 2-18-06
2. 31 by Marshall, 2-22-03
3. 44 by UW-Green Bay, 2-19-05
4. 49 by Loyola-Chicago, 2-21-04

Most Field Goals Made

1. 27 by UW-Green Bay, 2-19-05
2. 24 by Loyola-Chicago, 2-21-04
3. 21 by Marshall, 2-22-03
4. 19 by Miami (Ohio), 2-18-06

Fewest Field Goals Made

1. 19 by Miami (Ohio), 2-18-06
2. 21 by Marshall, 2-22-03
3. 24 by Loyola-Chicago, 2-21-04
4. 27 by UW-Green Bay, 2-19-05

Most Field Goals Attempted

1. 58 by UW-Green Bay, 2-19-05
- 58 by Marshall, 2-22-03
3. 57 by Loyola-Chicago, 2-21-04
4. 46 by Miami (Ohio), 2-18-06

Fewest Field Goals Attempted

1. 46 by Miami (Ohio), 2-18-06
2. 57 by Loyola-Chicago, 2-21-04
3. 58 by UW-Green Bay, 2-19-05
- 58 by Marshall, 2-22-03

Highest Field Goal Percentage

1. 46.6 by UW-Green Bay, 2-19-05
2. 42.1 by Loyola-Chicago, 2-21-04
3. 41.3 by Miami (Ohio), 2-18-06
4. 36.2 by Marshall, 2-22-03

Lowest Field Goal Percentage

1. 36.2 by Marshall, 2-22-03
2. 41.3 by Miami (Ohio), 2-18-06
3. 42.1 by Loyola-Chicago, 2-21-04
4. 46.6 by UW-Green Bay, 2-19-05

Most Three-Point Field Goals

1. 7 by Marshall, 2-22-03
2. 5 by Loyola-Chicago, 2-21-04
- 5 by Miami (Ohio), 2-18-06
4. 4 by UW-Green Bay, 2-19-05

Most Three-Point FG Attempted

1. 22 by Marshall, 2-22-03
2. 19 by UW-Green Bay, 2-19-05
3. 15 by Loyola-Chicago, 2-21-04
4. 10 by Miami (Ohio), 2-18-06

Highest Three-Point FG Percentage

1. 50.0 by Miami (Ohio), 2-18-06
2. 33.3 by Loyola-Chicago, 2-21-04
3. 31.8 by Marshall, 2-22-03
4. 21.1 by UW-Green Bay, 2-19-05

Lowest Three-Point FG Percentage

1. 21.1 by UW-Green Bay, 2-19-05
2. 31.8 by Marshall, 2-22-03
3. 33.3 by Loyola-Chicago, 2-21-04
4. 50.0 by Miami (Ohio), 2-18-06

Most Free Throws Made

1. 18 by Loyola-Chicago, 2-21-04
2. 11 by UW-Green Bay, 2-19-05
3. 8 by Miami (Ohio), 2-18-06
4. 4 by Marshall, 2-22-03

Fewest Free Throws Made

1. 4 by Marshall, 2-22-03
2. 8 by Miami (Ohio), 2-18-06
3. 11 by UW-Green Bay, 2-19-05
4. 18 by Loyola-Chicago, 2-21-04

Most Free Throws Attempted

1. 28 by Loyola-Chicago, 2-21-04
2. 14 by UW-Green Bay, 2-19-05
- 14 by Miami (Ohio), 2-18-06
4. 6 by Marshall, 2-22-03

Fewest Free Throws Attempted

1. 6 by Marshall, 2-22-03
2. 14 by UW-Green Bay, 2-19-05
- 14 by Miami (Ohio), 2-18-06
4. 28 by Loyola-Chicago, 2-21-04

Highest Free Throw Percentage

1. 78.6 by UW-Green Bay, 2-19-05
2. 66.7 by Marshall, 2-22-03
3. 64.3 by Loyola-Chicago, 2-21-04
4. 57.1 by Miami (Ohio), 2-18-06

Lowest Free Throw Percentage

1. 57.1 by Miami (Ohio), 2-18-06
2. 64.3 by Loyola-Chicago, 2-21-04
3. 66.7 by Marshall, 2-22-03
4. 78.6 by UW-Green Bay, 2-19-05

Most Rebounds

1. 37 by Loyola-Chicago, 2-21-04
2. 35 by Marshall, 2-22-03
3. 29 by Miami (Ohio), 2-18-06
4. 23 by UW-Green Bay, 2-19-05

Fewest Rebounds

1. 23 by UW-Green Bay, 2-19-05
2. 29 by Miami (Ohio), 2-18-06
3. 35 by Marshall, 2-22-03
4. 37 by Loyola-Chicago, 2-21-04

Most Assists

1. 13 by Marshall, 2-22-03
2. 11 by Loyola-Chicago, 2-21-04
- 11 by Miami (Ohio), 2-18-06
4. 8 by UW-Green Bay, 2-19-05

Fewest Assists

1. 8 by UW-Green Bay, 2-19-05
2. 11 by Loyola-Chicago, 2-21-04
- 11 by Miami (Ohio), 2-18-06
3. 13 by Marshall, 2-22-03

Most Turnovers

1. 13 by Loyola-Chicago, 2-21-04
2. 13 by Marshall, 2-22-03
3. 12 by UW-Green Bay, 2-19-05
4. 6 by Miami (Ohio), 2-18-06

Fewest Turnovers

1. 6 by Miami (Ohio), 2-18-06
2. 12 by UW-Green Bay, 2-19-05
3. 13 by Marshall, 2-22-03
4. 13 by Loyola-Chicago, 2-21-04

Most Blocked Shots

1. 6 by Marshall, 2-22-03
2. 5 by Loyola-Chicago, 2-21-04
3. 1 by UW-Green Bay, 2-19-05
4. 0 by Miami (Ohio), 2-18-06

Fewest Blocked Shots

1. 0 by Miami (Ohio), 2-18-06
2. 1 by UW-Green Bay, 2-19-05
3. 5 by Loyola-Chicago, 2-21-04
4. 6 by Marshall, 2-22-03

Most Steals

1. 7 by UW-Green Bay, 2-19-05
2. 6 by Miami (Ohio), 2-18-06
3. 5 by Marshall, 2-22-03
4. 3 by Loyola-Chicago, 2-21-04

Fewest Steals

1. 3 by Loyola-Chicago, 2-21-04
2. 5 by Marshall, 2-22-03
3. 6 by Miami (Ohio), 2-18-06
4. 7 by UW-Green Bay, 2-19-05

Most Personal Fouls

1. 24 by Loyola-Chicago, 2-21-04
2. 18 by UW-Green Bay, 2-19-05
3. 14 by Marshall, 2-22-03
4. 8 by Miami (Ohio), 2-18-06

Fewest Personal Fouls

1. 8 by Miami (Ohio), 2-18-06
2. 14 by Marshall, 2-22-03
3. 18 by UW-Green Bay, 2-19-05
4. 24 by Loyola-Chicago, 2-21-04

INDIVIDUAL BRACKETBUSTER GAME RECORDS

Illinois State Bests

Most Points

- 23, Roberto Fortes at Miami (Ohio), 2-18-06
- 22, Lorenzo Gordon at UW-Green Bay, 2-19-05
- 21, Gregg Alexander at Marshall, 2-22-03
 - 21, Trey Guidry vs. Loyola-Chicago, 2-21-04
- 18, Vince Greene vs. Loyola-Chicago, 2-21-04

Most Field Goals Made

- 8, Gregg Alexander at Marshall, 2-22-03
- 7, Lorenzo Gordon at UW-Green Bay, 2-19-05
 - 7, Roberto Fortes at Miami (Ohio), 2-18-06
- 6, Greg Dilligard at Miami (Ohio), 2-18-06
- 5, Gregg Alexander at UW-Green Bay, 2-19-05
 - 5, Baboucarr Bojang at Marshall, 2-22-03
 - 5, Casey Reid at Marshall, 2-22-03
 - 5, Marcus Arnold vs. Loyola-Chicago, 2-21-04
 - 5, Trey Guidry vs. Loyola-Chicago, 2-21-04

Most Field Goals Attempted

- 16, Trey Guidry vs. Loyola-Chicago, 2-21-04
- 14, Roberto Fortes at Miami (Ohio), 2-18-06
- 13, Baboucarr Bojang at Marshall, 2-22-03
 - 13, Lorenzo Gordon at UW-Green Bay, 2-19-05
- 12, Gregg Alexander at Marshall, 2-22-03

Highest FG Percentage (*Min. 10 att.*)

- 66.6, Gregg Alexander (8-12), 2-22-03
- 54.5, Greg Dilligard (6-11), 2-18-06
- 53.8, Lorenzo Gordon (7-13), 2-19-05
- 50.0, Marcus Arnold (5-10), 2-21-04
 - 50.0, Roberto Fortes (7-14), 2-18-06

Most Three-Point FG Made

- 7, Roberto Fortes at Miami (Ohio), 2-18-06
- 5, Gregg Alexander at UW-Green Bay, 2-19-05
- 4, Gregg Alexander at Marshall, 2-22-03
- 3, Trey Guidry vs. Loyola-Chicago, 2-21-04
- 2, Vince Greene vs. Loyola-Chicago, 2-21-04

Most Three-Point FG Attempted

- 11, Roberto Fortes at Miami (Ohio), 2-18-06
- 9, Trey Guidry vs. Loyola-Chicago, 2-21-04
- 6, Gregg Alexander at Marshall, 2-22-03
 - 6, Gregg Alexander at Wis-Green Bay, 2-19-05
- 5, Gregg Alexander vs. Loyola-Chicago, 2-21-04
 - 5, Vince Greene vs. Loyola-Chicago, 2-21-04
 - 5, Levi Dyeer at Miami (Ohio), 2-18-06

Highest Three-Point FG Percentage (*Min. 4 att.*)

- 83.3, Gregg Alexander at UW-Green Bay (5-6), 2-19-05
- 66.6, Gregg Alexander at Marshall (4-6), 2-22-03
- 63.6, Roberto Fortes at Miami (Ohio) (7-11), 2-18-06
- 40.0, Vince Greene vs. Loyola-Chicago (2-5), 2-21-04
- 33.3, Trey Guidry vs. Loyola-Chicago (3-9), 2-21-04

Most Free Throws Made

- 10, Vince Greene vs. Loyola-Chicago, 2-21-04
- 8, Trey Guidry vs. Loyola-Chicago, 2-21-04
 - 8, Lorenzo Gordon at UW-Green Bay, 2-19-05
- 5, Najeeb Echols vs. Loyola-Chicago, 2-21-04
 - 5, Vince Greene at UW-Green Bay, 2-19-05

Most Free Throws Attempted

- 12, Lorenzo Gordon at UW-Green Bay, 2-19-04
- 10, Vince Greene vs. Loyola-Chicago, 2-21-04
- 8, Trey Guidry vs. Loyola-Chicago, 2-21-04
- 7, Najeeb Echols vs. Loyola-Chicago, 2-21-04
- 6, Vince Greene at UW-Green Bay, 2-19-05

Highest Free Throw Percentage (*Min. 5 att.*)

- 1,000, Vince Greene (10-10) vs. Loyola-Chicago, 2-21-04
 - 1,000, Trey Guidry (8-8) vs. Loyola-Chicago, 2-21-04
- 83.3, Vince Greene (5-6) at UW-Green Bay, 2-19-05
- 71.4, Najeeb Echols (5-7) vs. Loyola-Chicago, 2-21-04

Most Rebounds

- 9, Lorenzo Gordon at UW-Green Bay, 2-19-05
 - 9, Neil Plank at Miami (Ohio), 2-18-06
- 8, Baboucarr Bojang at Marshall, 2-22-03
- 8, Marcus Arnold vs. Loyola-Chicago, 2-21-04
 - 6, Vince Greene vs. Loyola-Chicago, 2-21-04
 - 6, Trey Guidry vs. Loyola-Chicago, 2-21-04

Most Assists

- 8, Vince Greene at UW-Green Bay, 2-19-05
- 6, Neil Plank at Miami (Ohio), 2-18-06
- 5, Vince Greene at Marshall, 2-22-03
- 4, Casey Reid at Marshall, 2-22-03
- 3, Neil Plank at UW-Green Bay, 2-19-05

Most Blocked Shots

- 3, Marcus Arnold vs. Loyola-Chicago, 2-21-04
- 2, Dana Ford at Miami (Ohio), 2-18-06
- 1, Greg Dilligard vs. Loyola-Chicago, 3-5-80
 - 1, Greg Dilligard at Miami (Ohio), 2-18-06
 - 1, Michael Vanello at Miami (Ohio), 2-18-06

Most Steals

- 4, Vince Greene at UW-Green Bay, 2-19-05
 - 4, Vince Greene vs. Loyola-Chicago, 2-21-04
- 2, Baboucarr Bojang at Marshall, 2-22-03
 - 2, Casey Reid at Marshall, 2-22-03
 - 2, Gregg Alexander at UW-Green Bay, 2-19-05
 - 2, Gregg Alexander vs. Loyola-Chicago, 2-21-04

Opponent Bests

Most Points

- 22, DaJuan Gouard (Loyola-Chicago), 2-21-04
- 21, Paul McMillan (Loyola-Chicago), 2-21-04
- 19, Javier Mendiburu (UW-Green Bay), 2-19-05
- 17, Benito Flores (UW-Green Bay), 2-19-05
- 16, Matt Rohde (UW-Green Bay), 2-19-05
 - 16, Ronald Blackshear (Marshall), 2-22-03

Most Field Goals Made

- 9, Paul McMillan (Loyola-Chicago), 2-21-04
- 8, Javier Mendiburu (UW-Green Bay), 2-19-05
- 7, Benito Flores (UW-Green Bay), 2-19-05
- 7, DaJuan Gouard (Loyola-Chicago), 2-21-04
- 6, Marvin Black (Marshall), 2-22-03
 - 6, Nathan Peavy (Miami-Ohio), 2-18-06

Most Field Goals Attempted

- 19, Ronald Blackshear (Marshall), 2-22-03
- 16, Paul McMillan (Loyola-Chicago), 2-21-04
- 15, DaJuan Gouard (Loyola-Chicago), 2-21-04
- 12, Javier Mendiburu (UW-Green Bay), 2-19-05
- 11, Matt Rohde (UW-Green Bay), 2-19-05
 - 11, Benito Flores (UW-Green Bay), 2-19-05
 - 11, Tim Pollitz (Miami-Ohio), 2-18-06

Highest FG Percentage (*Min. 10 att.*)

- 66.6, Javier Mendiburu, UW-Green Bay (8-12), 2-19-05
- 63.6, Benito Flores, UW-Green Bay (7-11), 2-19-05
- 60.0, Nathan Peavy, Miami-Ohio (6-10), 2-18-06
- 56.3, Paul McMillan, Loyola-Chicago (9-16), 2-21-04
- 46.6, DaJuan Gouard, Loyola-Chicago (7-15), 2-21-04

Most Three-Point FG Made

- 4, Ronald Blackshear (Marshall), 2-22-03
- 4, DaJuan Gouard (Loyola-Chicago), 2-21-04
- 3, Doug Penno (Miami-Ohio), 2-18-06

- 2, Matt Rohde (UW-Green Bay), 2-19-05
- 2, A.W. Hamilton (Marshall), 2-22-03

Most Three-Point FG Attempted

- 14, Ronald Blackshear (Marshall), 2-22-03
- 8, DaJuan Gouard (Loyola-Chicago), 2-21-04
- 6, Matt Rohde (UW-Green Bay), 2-19-05
- 5, Josh Lawrence (UW-Green Bay), 2-19-05
- 4, Javier Mendiburu (UW-Green Bay), 2-19-05
 - 4, Doug Penno (Miami-Ohio), 2-18-06

Highest Three-Point FG Percentage (*Min. 4 att.*)

- 75.0, Doug Penno, Miami-Ohio (3-4), 2-18-06
- 50.0, DaJuan Gouard, Loyola-Chicago (4-8), 2-21-04
- 33.3, Matt Rohde, UW-Green Bay (2-6), 2-19-05
- 28.5, Ronald Blackshear, Marshall, (4-14), 2-22-03
- 25.0, Javier Mendiburu, UW-Green Bay (1-4), 2-19-05

Most Free Throws Made

- 6, Demetrius Williams (Loyola-Chicago), 2-21-04
- 4, DaJuan Gouard (Loyola-Chicago), 2-21-04
 - 4, Matt Rohde (UW-Green Bay), 2-19-05
- 3, Benito Flores (UW-Green Bay), 2-19-05
 - 3, Paul McMillan (Loyola-Chicago), 2-21-04
 - 3, Jason Telford (Loyola-Chicago), 2-21-04
 - 3, Tim Pollitz (Miami-Ohio), 2-18-06

Most Free Throws Attempted

- 10, Demetrius Williams (Loyola-Chicago), 2-21-04
- 6, Paul McMillan (Loyola-Chicago), 2-21-04
- 5, Tim Pollitz (Miami-Ohio), 2-18-06
- 4, DaJuan Gouard (Loyola-Chicago), 2-21-04
 - 4, Jason Telford (Loyola-Chicago), 2-21-04
 - 4, Matt Rohde (UW-Green Bay), 2-19-05
 - 4, Michael Bramos (Miami-Ohio), 2-18-06

Highest Free Throw Percentage (*Min. 4 att.*)

- 1,000, Matt Rohde, UW-Green Bay (4-4), 2-19-05
 - 1,000, DaJuan Gouard, Loyola-Chicago (4-4), 2-21-04
- 75.0, Jason Telford, Loyola-Chicago (3-4), 2-21-04
- 60.0, Demetrius Williams, Loyola-Chicago (6-10), 2-21-04
 - 60.0, Tim Pollitz, Miami-Ohio (3-5), 2-18-06

Most Rebounds

- 18, Marvin Black (Marshall), 2-22-03
- 10, Demetrius Williams (Loyola-Chicago), 2-21-04
- 9, Benito Flores (UW-Green Bay), 2-19-05
- 8, Louis Smith (Loyola-Chicago), 2-21-04
 - 8, Nathan Peavy (Miami-Ohio), 2-18-06

Most Assists

- 6, Louis Smith (Loyola-Chicago), 2-21-04
- 5, Marvin Black (Marshall), 2-22-03
- 4, A.W. Hamilton (Marshall), 2-22-03
 - 4, Tim Pollitz (Miami-Ohio), 2-18-06
- 3, Javier Mendiburu (UW-Green Bay), 2-19-05
 - 3, William Hatcher (Miami-Ohio), 2-18-06

Most Blocked Shots

- 4, Ardo Armpalu (Marshall), 2-22-03
 - 4, Demetrius Williams (Loyola-Chicago), 2-21-04
- 1, A.W. Hamilton (Marshall), 2-22-03
 - 1, David Anderson (Marshall), 2-22-03
 - 1, DaJuan Gouard (Loyola-Chicago), 2-21-04
 - 1, Javier Mendiburu (UW-Green Bay), 2-19-05

Most Steals

- 3, Benito Flores (UW-Green Bay), 2-19-05
 - 3, Javier Mendiburu (UW-Green Bay), 2-19-05
 - 3, Nathan Peavy (Miami-Ohio), 2-18-06
- 2, Marvin Black (Marshall), 2-22-03
 - 2, A.W. Hamilton (Marshall), 2-22-03

ILLINOIS STATE'S ALL-TIME BRACKETBUSTER STATISTICS

Player	GP	GS	Min	Avg	TOTAL			3-PTS			FT			REBOUNDS				PF	FO	A	TO	Blk	Stl	Pts	Avg
					FG	FGA	Pct	3FG	FGA	Pct	FT	FTA	Pct	Off	Def	Tot	Avg								
ALEXANDER, Gregg	3	3	92	30.6	15	26	.577	10	17	.588	3	6	.500	1	8	9	3.0	3	0	4	0	0	5	43	14.3
ARNOLD, Marcus	2	1	41	20.5	6	12	.500	0	0	.000	4	4	1.000	4	7	11	5.5	7	1	2	1	3	0	16	8.0
BOJANG, Baboucarr	1	1	35	35.0	5	13	.385	0	0	.000	1	2	.500	3	5	8	8.0	2	0	1	1	0	2	11	11.0
BURRAS, Chris	2	0	15	7.5	2	4	.500	0	0	.000	0	0	.000	1	2	3	1.5	2	0	0	3	0	0	4	2.0
CARLWELL, Ronnie	1	0	9	9.0	0	0	.000	0	0	.000	0	0	.000	1	3	4	4.0	0	0	0	0	0	0	0	0.0
DILLIGARD, Greg	3	3	78	26.0	13	19	.684	0	0	.000	0	0	.000	4	2	6	2.0	11	1	1	4	2	2	21	7.0
DYER, Levi	1	1	24	24.0	1	7	.143	0	5	.000	0	0	.000	1	4	5	5.0	1	0	0	0	0	0	2	2.0
ECHOLS, Najeeb	1	0	24	24.0	3	4	.750	0	0	.000	5	7	.714	2	2	4	4.0	2	0	0	0	0	0	11	11.0
FORD, Dana	3	0	39	13.0	2	3	.667	0	1	.000	0	0	.000	1	11	12	4.0	2	0	2	3	2	0	4	1.3
FORD, Khalif	2	1	29	14.5	1	3	.333	0	2	.000	0	0	.000	0	2	2	1.0	2	0	0	3	0	1	2	1.0
FORTES, Roberto	1	1	33	33.0	7	14	.500	7	11	.636	2	2	1.000	0	1	1	1.0	1	0	0	2	0	0	23	23.0
GORDON, Lorenzo	1	1	32	32.0	7	13	.538	0	0	.000	8	12	.666	3	6	9	9.0	2	0	0	5	0	0	22	22.0
GREENE, Vince	3	3	102	34.0	10	23	.435	4	10	.400	15	16	.938	2	11	13	4.3	2	0	15	5	0	7	39	13.0
GUIDRY, Trey	3	2	70	23.3	8	26	.308	3	15	.200	10	10	1.000	1	6	7	2.3	8	0	3	6	0	2	29	9.6
HOLTZ, Brandon	1	0	5	5.0	0	1	.000	0	1	.000	0	0	.000	0	0	0	0.0	0	0	0	0	0	0	0	0.0
MILLER, Matt	1	0	7	7.0	0	0	.000	0	0	.000	0	0	.000	0	0	0	0.0	0	0	0	0	0	0	0	0.0
ONYEUKU, Nedu	2	0	17	8.5	2	5	.400	0	0	.000	0	0	.000	3	2	5	2.5	3	0	1	2	0	1	4	2.0
PLANK, Neil	3	1	66	22.0	4	12	.333	0	4	.000	3	6	.500	4	7	11	3.7	7	0	10	7	0	0	11	3.7
REID, Casey	1	1	27	27.0	5	6	.833	0	0	.000	0	1	.000	2	1	3	3.0	2	0	4	1	0	2	10	10.0
STRANDMARK, Andy	1	1	24	24.0	1	6	.166	0	0	.000	0	0	.000	0	5	5	5.0	1	0	2	3	0	1	2	2.0
TROC, Kevin	1	0	10	10.0	0	1	.000	0	1	.000	0	0	.000	0	1	1	1.0	1	0	1	2	0	0	0	0.0
VANDELLO, Michael	1	0	21	21.0	1	3	.333	0	1	.000	1	2	.500	1	2	3	3.0	1	0	0	3	1	0	3	3.0

ILLINOIS STATE'S BRACKETBUSTER GAME-BY-GAME

Name	Year	Score	FG-FGA/%	3FG-3FGA/%	FT-FTA/%	OR-DR-TR	F	A	TO	B	S
REDBIRDS	2003	W, 57-53	25-57/43.9%	5-13/38.5%	2-7/28.6%	9-29-38	13	16	14	0	8
@ Marshall			21-58/36.2%	7-22/31.8%	4-6/66.7%	9-26-35	14	13	13	6	5
REDBIRDS	2004	W, 77-71	22-54/40.7%	6-20/30.0%	27-29/93.1%	11-24-35	21	7	9	4	8
Loyola-Chicago			24-57/42.1%	5-15/33.3%	18-28/64.3%	15-22-37	24	11	13	5	3
REDBIRDS	2005	W, 79-69	27-44/61.4%	6-13/46.2%	19-26/73.1%	8-23-31	15	13	17	0	7
@ UW-Green Bay			27-58/46.6%	4-19/21.1%	11-14/78.6%	10-13-23	18	8	12	1	7
REDBIRDS	2006	L, 49-51	19-46/41.3%	7-22/31.8%	4-6/66.7%	7-23-30	11	10	11	4	2
@ Miami (Ohio)			19-46/41.3%	5-10/50.0%	8-14/57.1%	7-22-29	8	11	6	0	6

ILLINOIS STATE'S BRACKETBUSTER BOX SCORES

2006

Miami (Ohio) 51, Redbirds 49

February 18, 2006 • Oxford, Ohio (Millett Hall)

Redbirds (49)	FG	3FG	FT	OR-T	F	P	A	T	B	S	M
Plank, f	3-6	0-1	1-2	2-9	2	7	6	1	0	0	31
Dilligard, f	6-11	0-0	0-0	2-3	3	12	1	3	1	1	35
Dyer, c	1-7	0-5	0-0	1-5	1	2	0	0	0	0	24
Fortes, g	7-14	7-11	2-2	0-1	1	23	0	2	0	0	33
K. Ford, g	1-3	0-2	0-0	0-1	1	2	0	1	0	1	23
Onyeuku	0-0	0-0	0-0	0-0	1	0	1	1	0	0	7
Vandello	1-3	0-1	1-2	1-3	1	3	0	3	1	0	21
D. Ford	0-1	0-1	0-0	0-5	1	0	2	0	2	0	21
Holtz	0-1	0-1	0-0	0-0	0	0	0	0	0	0	5
Totals	19-46	7-22	4-6	7-30	11	49	10	11	4	2	200

Miami (51)	FG	3FG	FT	OR-T	F	P	A	T	B	S	M
Peavy, f	6-10	1-1	2-2	2-8	0	15	1	0	0	3	32
T. Pollitz, f	5-11	0-0	3-5	1-3	0	13	4	1	0	1	40
VanderSluis, c	0-0	0-0	0-0	0-1	1	0	0	1	0	0	15
Hausfeld, g	0-1	0-1	0-0	0-1	0	0	0	2	0	1	11
Hatcher, g	2-9	1-3	1-3	0-1	1	6	3	1	0	1	40
Penno	3-8	3-4	0-0	1-2	1	9	2	0	0	0	21
E. Pollitz	1-2	0-1	0-0	1-3	1	2	1	1	0	0	7
Bramos	1-2	0-0	2-4	1-3	0	4	0	0	0	0	15
St. Clair	1-3	0-0	0-0	1-5	4	2	0	0	0	0	19
Totals	19-46	5-10	8-14	7-29	8	51	11	6	0	6	200

Halftime: Miami (Ohio) 29, ILLINOIS STATE 25; Attendance: 3,421

2003

Redbirds 57, Marshall 53

February 22, 2003 • Huntington, W. Va. (Cam Henderson Center)

Redbirds (57)	FG	3FG	FT	OR-T	F	P	A	T	B	S	M
Bojang, f	5-13	0-0	1-2	3-8	2	11	1	1	0	2	35
Reid, f	5-6	0-0	0-1	2-3	2	10	4	1	0	2	27
Strandmark, c	1-6	0-0	0-0	0-5	1	2	2	3	0	1	24
Alexander, g	8-12	4-6	1-4	0-3	3	21	2	0	0	1	31
Greene, g	3-10	1-3	0-0	1-5	0	7	5	2	0	1	35
Burras	1-2	0-0	0-0	0-1	1	2	0	1	0	0	5
Ford	0-0	0-0	0-0	0-2	0	0	0	2	0	0	2
Troc	0-1	0-1	0-0	0-1	1	0	1	2	0	0	10
Arnold	1-2	0-0	0-0	2-5	2	2	0	1	0	0	16
Guidry	1-5	0-3	0-0	1-1	1	2	1	1	0	1	15
Totals	25-57	5-13	2-7	9-38	13	57	16	14	0	8	200

Marshall (53)	FG	3FG	FT	OR-T	F	P	A	T	B	S	M
Black, f	6-7	0-0	0-0	3-18	4	12	5	3	0	2	35
Ampalu, c	2-4	0-0	0-1	2-4	2	4	2	0	4	0	24
Wright, g	1-8	1-3	0-0	1-2	3	3	2	4	0	0	29
Hamilton, g	4-10	2-3	0-0	0-2	2	10	4	0	1	2	38
Blackshear, g	5-19	4-14	2-2	1-3	1	16	0	4	0	1	34
Bunch	0-2	0-1	0-0	1-1	0	0	0	0	0	0	8
Dawn	0-2	0-1	1-2	0-2	0	1	0	0	0	0	9
Anderson	3-5	0-0	1-1	0-0	1	7	0	2	1	0	19
Patton	0-1	0-0	0-0	0-1	1	0	0	0	0	0	3
Totals	21-58	7-22	4-6	9-35	14	53	13	13	6	5	199

Halftime: ILLINOIS STATE 27, Marshall 22; Attendance: 3,255

2005

Redbirds 79, UW-Green Bay 69

February 19, 2005 • Green Bay, Wis. (Resch Center)

Redbirds (79)	FG	3FG	FT	OR-T	F	P	A	T	B	S	M
Gordon, f	7-13	0-0	8-12	3-9	2	22	0	5	0	0	32
Alexander, f	5-6	5-6	2-2	0-3	0	17	0	0	0	2	31
Dilligard, f	4-5	0-0	0-0	0-0	3	8	0	1	0	0	25
Greene, g	4-5	1-2	5-6	0-2	1	14	8	1	0	4	34
Guidry, g	2-5	0-3	2-2	0-0	4	6	2	3	0	0	20
Onyeuku	2-5	0-0	0-0	3-5	2	4	0	1	0	1	10
Ford, Khalif	0-0	0-0	0-0	0-1	1	0	0	2	0	0	6
Plank	1-3	0-2	2-4	0-0	1	4	3	3	0	0	17
Ford, Dana	2-2	0-0	0-0	1-5	1	4	0	1	0	0	16
Carlwell	0-0	0-0	0-0	1-4	0	0	0	0	0	0	9
Totals	27-44	6-13	19-26	8-31	15	79	13	17	0	7	200

UW-Green Bay (69)	FG	3FG	FT	OR-T	F	P	A	T	B	S	M
Flores, f	7-11	0-1	3-3	3-9	4	17	1	1	0	3	36
Lawrence, f	2-9	1-5	0-0	1-2	5	5	2	3	0	0	31
Rohde, g	5-11	2-6	4-4	0-0	1	16	1	0	0	0	36
Mendiburu, g	8-12	1-4	2-3	1-2	1	19	3	4	1	3	38
Morris, Brandon g	3-8	0-2	0-0	3-4	2	6	1	2	0	0	26
Evanochko	1-4	0-1	0-0	1-3	3	2	0	1	0	1	20
Koenig	1-1	0-0	2-2	1-1	2	4	0	0	0	0	5
Morris, Tevah	0-2	0-0	0-2	0-2	0	0	0	1	0	0	8
Totals	27-58	4-19	12-13	10-23	18	69	8	12	1	7	200

Halftime: ILLINOIS STATE 32, Wisconsin - Green Bay 25; Attendance: 6,023

2004

Redbirds 77, Loyola-Chicago 71

February 21, 2004 • Normal, Ill. (Redbird Arena)

Loyola-Chicago (71)	FG	3FG	FT	OR-T	F	P	A	T	B	S	M
Schlib, f	2-7	0-3	0-0	2-5	3	4	2	3	0	0	25
McMillan, f	9-16	0-1	3-6	2-2	4	21	0	1	0	1	29
Williams, c	1-6	0-0	6-10	6-10	1	8	1	3	4	0	30
Gouard, g	7-15	4-8	4-4	0-3	3	22	1	3	1	1	28
Smith, Louis g	1-7	0-2	0-0	0-8	3	2	6	0	0	1	34
Blair	1-1	0-0	0-0	0-0	0	2	0	0	0	0	3
Telford	1-1	0-0	3-4	3-4	5	5	1	2	0	0	27
Knox	1-1	1-1	0-0	0-0	1	3	0	1	0	0	7
Smith, Antoine	1-2	0-0	2-2	1-2	1	4	0	0	1	0	9
Smith, Anthony	0-1	0-0	0-2	1-3	3	0	0	0	0	0	8
Totals	24-57	5-15	18-28	15-37	24	71	11	13	5	3	200

Redbirds (77)	FG	3FG	FT	OR-T	F	P	A	T	B	S	M
Arnold, f	5-10	0-0	4-4	2-6	5	14	2	0	3	0	25
Dilligard, f	3-3	0-0	0-0	2-3	5	6	0	0	1	1	18
Alexander, g	2-8	1-5	0-0	1-3	0	5	2	0	0	2	30
Greene, g	3-8	2-5	10-10	1-6	1	18	2	2	0	4	33
Guidry, g	5-16	3-9	8-8	0-6	3	21	0	2	0	1	35
Burras	1-2	0-0	0-0	1-2	1	2	0	2	0	0	10
Miller	0-0	0-0	0-0	0-0	0	0	0	0	0	0	7
Plank	0-3	0-1	0-0	2-2	4	0	1	3	0	0	18
Echols	3-4	0-0	5-7	2-4	2	11	0	0	0	0	24
Totals	22-54	6-20	27-29	11-35	21	77	7	9	4	8	200

Halftime: ILLINOIS STATE 38, Loyola-Chicago 22; Attendance: 6,507